

## Motocard Aragon Round, 5-7 April 2019

### Chronological Analysis Race

Start at 15:16'22.664

1 / 4

| 1° 18 M. GONZALEZ (2'08.497) |               |               |               |               |                 |              |              |
|------------------------------|---------------|---------------|---------------|---------------|-----------------|--------------|--------------|
| Lap                          | Seg.1         | Seg.2         | Seg.3         | Seg.4         | Lap Time        | km/h         | Local Time   |
| 1                            |               | 35.985        | 23.393        | 33.089        | 2'10.562        | 205,3        | 15:18'33.226 |
| 2                            | 36.421        | 35.651        | 23.264        | 33.217        | 2'08.553        | 201,1        | 15:20'41.779 |
| 3                            | 37.132        | 35.659        | 23.798        | 32.729        | 2'09.318        | 211,4        | 15:22'51.097 |
| 4                            | 36.978        | 35.625        | 23.106        | 33.080        | 2'08.789        | 202,2        | 15:24'59.886 |
| 5                            | <b>36.362</b> | <b>35.611</b> | 23.556        | 33.538        | 2'09.067        | 201,5        | 15:27'08.953 |
| 6                            | 36.626        | 35.807        | 23.027        | 33.319        | 2'08.779        | 204,2        | 15:29'17.732 |
| 7                            | 36.804        | 35.825        | <b>23.006</b> | 33.076        | 2'08.711        | 204,9        | 15:31'26.443 |
| 8                            | 37.004        | 36.352        | 23.415        | <b>32.689</b> | 2'09.460        | <b>213,4</b> | 15:33'35.903 |
| 9                            | 36.438        | 35.842        | 23.562        | 32.878        | 2'08.720        | 209,3        | 15:35'44.623 |
| 10                           | 36.484        | 35.825        | 23.257        | 32.931        | <b>2'08.497</b> | 205,7        | 15:37'53.120 |
| 11                           | 36.581        | 35.696        | 23.131        | 33.133        | 2'08.541        | 205,3        | 15:40'01.661 |
| Race Time 23'38.997          |               |               |               |               |                 |              |              |

|                     |               |               |        |               |                 |              |              |
|---------------------|---------------|---------------|--------|---------------|-----------------|--------------|--------------|
| 5                   | 36.648        | <b>35.589</b> | 23.644 | 33.120        | 2'09.001        | 201,5        | 15:27'09.526 |
| 6                   | 36.394        | 36.000        | 23.799 | 32.796        | 2'08.989        | 208,9        | 15:29'18.515 |
| 7                   | 36.437        | 35.854        | 23.293 | 32.978        | 2'08.562        | 207,7        | 15:31'27.077 |
| 8                   | 36.576        | 36.177        | 23.563 | 32.767        | 2'09.083        | 210,1        | 15:33'36.160 |
| 9                   | 36.527        | 35.938        | 23.884 | 32.855        | 2'09.204        | 204,2        | 15:35'45.364 |
| 10                  | <b>35.846</b> | 35.952        | 23.445 | <b>32.438</b> | <b>2'07.681</b> | <b>215,1</b> | 15:37'53.045 |
| 11                  | 36.791        | 35.965        | 23.531 | 33.096        | 2'09.383        | 209,3        | 15:40'02.428 |
| Race Time 23'39.764 |               |               |        |               |                 |              |              |

| 2° 64 H. DE CANCELLIS (2'08.042) |               |               |               |               |                 |              |              |
|----------------------------------|---------------|---------------|---------------|---------------|-----------------|--------------|--------------|
| Lap                              | Seg.1         | Seg.2         | Seg.3         | Seg.4         | Lap Time        | km/h         | Local Time   |
| 1                                |               | 35.574        | 23.744        | 33.227        | 2'11.142        | 202,2        | 15:18'33.806 |
| 2                                | <b>36.095</b> | 35.674        | 23.527        | 32.746        | <b>2'08.042</b> | 206,9        | 15:20'41.848 |
| 3                                | 36.564        | 35.939        | 23.602        | 32.817        | 2'08.922        | 211,4        | 15:22'50.770 |
| 4                                | 36.661        | 35.708        | 23.197        | 33.566        | 2'09.132        | 197,1        | 15:24'59.902 |
| 5                                | 36.797        | <b>35.277</b> | 23.581        | 33.482        | 2'09.137        | 202,6        | 15:27'09.039 |
| 6                                | 36.654        | 35.726        | 23.277        | 33.353        | 2'09.010        | 209,3        | 15:29'18.049 |
| 7                                | 36.698        | 35.801        | 23.670        | <b>32.616</b> | 2'08.785        | 208,9        | 15:31'26.834 |
| 8                                | 36.858        | 36.212        | 23.158        | 32.724        | 2'08.952        | <b>211,8</b> | 15:33'35.786 |
| 9                                | 36.673        | 35.779        | <b>22.995</b> | 33.182        | 2'08.629        | 205,3        | 15:35'44.415 |
| 10                               | 36.179        | 35.675        | 23.343        | 33.293        | 2'08.490        | 198,9        | 15:37'52.905 |
| 11                               | 36.631        | 35.581        | 23.114        | 33.488        | 2'08.814        | 198,5        | 15:40'01.719 |
| Race Time 23'39.055              |               |               |               |               |                 |              |              |

| 6° 72 V. STEEMAN (2'08.056) |               |               |               |               |                 |              |              |
|-----------------------------|---------------|---------------|---------------|---------------|-----------------|--------------|--------------|
| Lap                         | Seg.1         | Seg.2         | Seg.3         | Seg.4         | Lap Time        | km/h         | Local Time   |
| 1                           |               | 35.678        | 24.125        | 32.825        | 2'11.102        | 204,5        | 15:18'33.766 |
| 2                           | 36.394        | <b>35.332</b> | 23.492        | 32.838        | <b>2'08.056</b> | 204,5        | 15:20'41.822 |
| 3                           | 36.904        | 35.625        | 23.508        | 33.241        | 2'09.278        | 204,9        | 15:22'51.100 |
| 4                           | 36.772        | 35.426        | 23.404        | 33.098        | 2'08.700        | 201,9        | 15:24'59.800 |
| 5                           | 36.610        | 35.470        | 24.709        | 32.896        | 2'09.685        | 206,9        | 15:27'09.485 |
| 6                           | 36.864        | 35.583        | 23.587        | <b>32.475</b> | 2'08.509        | <b>217,7</b> | 15:29'17.994 |
| 7                           | 36.250        | 35.553        | 23.402        | 33.173        | 2'08.378        | 201,9        | 15:31'26.372 |
| 8                           | 37.144        | 35.778        | <b>23.275</b> | 33.083        | 2'09.280        | 203,8        | 15:33'35.652 |
| 9                           | 36.871        | 35.679        | 23.429        | 33.004        | 2'08.983        | 204,5        | 15:35'44.635 |
| 10                          | <b>36.199</b> | 35.527        | 23.956        | 33.087        | 2'08.769        | 206,5        | 15:37'53.404 |
| 11                          | 36.658        | 35.964        | 23.635        | 32.865        | 2'09.122        | 210,9        | 15:40'02.526 |
| Race Time 23'39.862         |               |               |               |               |                 |              |              |

| 3° 95 S. DEROUE (2'07.674) |               |               |               |               |                 |              |              |
|----------------------------|---------------|---------------|---------------|---------------|-----------------|--------------|--------------|
| Lap                        | Seg.1         | Seg.2         | Seg.3         | Seg.4         | Lap Time        | km/h         | Local Time   |
| 1                          |               | 36.152        | 23.636        | 32.842        | 2'12.678        | 210,5        | 15:18'35.342 |
| 2                          | 36.405        | 35.752        | 23.263        | 33.319        | 2'08.739        | 203,0        | 15:20'44.081 |
| 3                          | 36.555        | 35.778        | 23.670        | 33.013        | 2'09.016        | 208,9        | 15:22'53.097 |
| 4                          | 36.243        | <b>35.388</b> | 23.279        | 33.266        | 2'08.176        | 204,5        | 15:25'01.273 |
| 5                          | 36.131        | 35.511        | 23.956        | 32.628        | 2'08.226        | <b>212,6</b> | 15:27'09.499 |
| 6                          | 36.616        | 36.221        | 23.748        | 32.948        | 2'09.533        | 210,5        | 15:29'19.032 |
| 7                          | 36.523        | 35.521        | 23.360        | 32.841        | 2'08.245        | 210,5        | 15:31'27.277 |
| 8                          | 36.471        | 36.257        | 23.556        | <b>32.449</b> | 2'08.733        | <b>212,6</b> | 15:33'36.010 |
| 9                          | 36.704        | 35.932        | 24.130        | 32.906        | 2'09.672        | 209,3        | 15:35'45.682 |
| 10                         | <b>35.857</b> | 35.724        | <b>23.201</b> | 32.892        | <b>2'07.674</b> | 209,3        | 15:37'53.356 |
| 11                         | 36.647        | 35.567        | 23.634        | 32.951        | 2'08.799        | 206,9        | 15:40'02.155 |
| Race Time 23'39.491        |               |               |               |               |                 |              |              |

| 7° 28 O. BONOLI (2'08.078) |               |               |               |               |                 |              |              |
|----------------------------|---------------|---------------|---------------|---------------|-----------------|--------------|--------------|
| Lap                        | Seg.1         | Seg.2         | Seg.3         | Seg.4         | Lap Time        | km/h         | Local Time   |
| 1                          |               | 36.406        | 23.897        | 33.018        | 2'13.533        | 208,5        | 15:18'36.197 |
| 2                          | 36.327        | 35.787        | 23.358        | 33.093        | 2'08.565        | 203,4        | 15:20'44.762 |
| 3                          | <b>35.970</b> | 35.720        | 23.871        | 33.019        | 2'08.580        | <b>208,9</b> | 15:22'53.342 |
| 4                          | 36.204        | 35.489        | 23.406        | 33.247        | 2'08.346        | 205,7        | 15:25'01.688 |
| 5                          | 36.086        | <b>35.358</b> | 23.850        | 32.784        | <b>2'08.078</b> | 206,9        | 15:27'09.766 |
| 6                          | 36.460        | 35.714        | 23.266        | 32.970        | 2'08.410        | 207,7        | 15:29'18.176 |
| 7                          | 36.276        | 35.884        | <b>23.229</b> | 32.889        | 2'08.278        | 208,1        | 15:31'26.454 |
| 8                          | 36.792        | 35.988        | 23.705        | 32.829        | 2'09.314        | 207,7        | 15:33'35.768 |
| 9                          | 36.314        | 36.029        | 23.954        | <b>32.650</b> | 2'08.947        | 207,3        | 15:35'44.715 |
| 10                         | 36.369        | 35.452        | 23.504        | 32.826        | 2'08.151        | 203,0        | 15:37'52.866 |
| 11                         | 36.570        | 36.042        | 24.006        | 33.068        | 2'09.686        | 208,5        | 15:40'02.552 |
| Race Time 23'39.888        |               |               |               |               |                 |              |              |

| 4° 41 J. JAHNIG (2'08.302) |               |               |               |               |                 |              |              |
|----------------------------|---------------|---------------|---------------|---------------|-----------------|--------------|--------------|
| Lap                        | Seg.1         | Seg.2         | Seg.3         | Seg.4         | Lap Time        | km/h         | Local Time   |
| 1                          |               | 36.186        | <b>23.396</b> | 32.754        | 2'11.195        | 210,1        | 15:18'33.859 |
| 2                          | 36.538        | 35.580        | 23.432        | 32.752        | <b>2'08.302</b> | 208,5        | 15:20'42.161 |
| 3                          | 36.919        | 35.575        | 23.558        | <b>32.519</b> | 2'08.571        | <b>214,7</b> | 15:22'50.732 |
| 4                          | 37.075        | 35.619        | 23.605        | 32.883        | 2'09.182        | 200,7        | 15:24'59.914 |
| 5                          | 36.915        | <b>35.321</b> | 23.683        | 33.328        | 2'09.247        | 202,6        | 15:27'09.161 |
| 6                          | 36.792        | 35.587        | 23.549        | 32.976        | 2'08.904        | 211,8        | 15:29'18.065 |
| 7                          | 36.551        | 35.889        | 23.438        | 32.653        | 2'08.531        | 210,1        | 15:31'26.596 |
| 8                          | 36.747        | 35.897        | 23.596        | 32.831        | 2'09.071        | 208,5        | 15:33'35.667 |
| 9                          | 36.614        | 35.918        | 23.794        | 32.612        | 2'08.938        | 212,6        | 15:35'44.605 |
| 10                         | <b>36.077</b> | 35.729        | 23.533        | 33.089        | 2'08.428        | 203,8        | 15:37'53.033 |
| 11                         | 36.800        | 35.707        | 23.555        | 33.111        | 2'09.173        | 205,3        | 15:40'02.206 |
| Race Time 23'39.542        |               |               |               |               |                 |              |              |

| 8° 88 B. IERACI (2'07.915) |               |               |               |               |                 |              |              |
|----------------------------|---------------|---------------|---------------|---------------|-----------------|--------------|--------------|
| Lap                        | Seg.1         | Seg.2         | Seg.3         | Seg.4         | Lap Time        | km/h         | Local Time   |
| 1                          |               | 36.608        | 24.462        | 32.951        | 2'15.407        | 210,9        | 15:18'38.071 |
| 2                          | 36.088        | 35.859        | 23.309        | 32.659        | <b>2'07.915</b> | 211,4        | 15:20'45.986 |
| 3                          | <b>36.086</b> | 35.827        | 23.537        | 32.921        | 2'08.371        | 211,8        | 15:22'54.357 |
| 4                          | 36.901        | 35.819        | 23.236        | 33.514        | 2'09.470        | 201,9        | 15:25'03.827 |
| 5                          | 36.540        | 35.828        | 23.272        | 33.375        | 2'09.015        | 204,9        | 15:27'12.842 |
| 6                          | 36.651        | 36.019        | 23.289        | <b>32.541</b> | 2'08.500        | <b>216,0</b> | 15:29'21.342 |
| 7                          | 36.373        | 35.855        | 23.164        | 33.298        | 2'08.690        | 201,5        | 15:31'30.032 |
| 8                          | 36.533        | 35.830        | 23.240        | 33.232        | 2'08.835        | 206,5        | 15:33'38.867 |
| 9                          | 36.253        | <b>35.616</b> | 23.095        | 33.118        | 2'08.082        | 207,3        | 15:35'46.949 |
| 10                         | 36.283        | 35.692        | 23.339        | 33.328        | 2'08.642        | 203,8        | 15:37'55.591 |
| 11                         | 36.327        | 35.718        | <b>23.070</b> | 33.319        | 2'08.434        | 206,1        | 15:40'04.025 |
| Race Time 23'41.361        |               |               |               |               |                 |              |              |

| 5° 25 A. VERDOÑA (2'07.681) |        |        |               |        |          |       |              |
|-----------------------------|--------|--------|---------------|--------|----------|-------|--------------|
| Lap                         | Seg.1  | Seg.2  | Seg.3         | Seg.4  | Lap Time | km/h  | Local Time   |
| 1                           |        | 36.124 | 23.337        | 33.033 | 2'11.673 | 203,8 | 15:18'34.337 |
| 2                           | 36.213 | 35.782 | 23.257        | 32.815 | 2'08.067 | 204,9 | 15:20'42.404 |
| 3                           | 37.058 | 36.219 | 23.436        | 32.677 | 2'09.390 | 209,7 | 15:22'51.794 |
| 4                           | 36.711 | 35.782 | <b>23.117</b> | 33.121 | 2'08.731 | 202,6 | 15:25'00.525 |

| 9° 17 K. MEUFFELS (2'07.625) |               |               |        |               |                 |              |              |
|------------------------------|---------------|---------------|--------|---------------|-----------------|--------------|--------------|
| Lap                          | Seg.1         | Seg.2         | Seg.3  | Seg.4         | Lap Time        | km/h         | Local Time   |
| 1                            |               | 36.967        | 24.146 | 32.644        | 2'14.113        | 209,7        | 15:18'36.777 |
| 2                            | 36.277        | 35.884        | 23.678 | 32.853        | 2'08.692        | 208,5        | 15:20'45.469 |
| 3                            | 36.154        | <b>35.473</b> | 23.582 | 32.416        | <b>2'07.625</b> | 209,7        | 15:22'53.094 |
| 4                            | 35.934        | 35.722        | 24.024 | 32.915        | 2'08.595        | 210,9        | 15:25'01.689 |
| 5                            | <b>35.780</b> | 35.595        | 24.140 | 32.654        | 2'08.169        | <b>213,9</b> | 15:27'09.858 |
| 6                            | 36.813        | 35.866        | 25.566 | 33.113        | 2'11.358        | 206,1        | 15:29'21.216 |
| 7                            | 36.470        | 35.901        | 23.434 | 33.072        | 2'08.877        | 203,0        | 15:31'30.093 |
| 8                            | 36.605        | 35.748        | 23.450 | 32.861        | 2'08.664        | 207,7        | 15:33'38.757 |
| 9                            | 36.650        | 35.547        | 23.611 | <b>32.365</b> | 2'08.173        | <b>213,9</b> | 15:35'46.930 |
| 10                           | 36.412        | 35.588        | 23.654 | 32.874        | 2'08.528        | 210,1        | 15:37'55.458 |

07/04/2019

P = Pits In/Out - C = Lap Time Cancelled

These data/results cannot be reproduced, stored and/or transmitted in whole or in part by any manner of electronic, mechanical, photocopying, recording, broadcasting or otherwise now known or herein after developed without the previous express consent by the copyright owner, except for reproduction in daily press and regular printed publications on sale to the public within 60 days of the event related to those data/results and always provided that copyright symbol appears together as follows below.

© DORNA WSBK ORGANIZATION Srl 2019



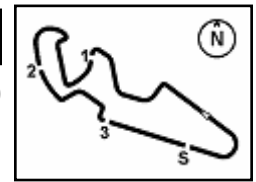
Official Fuel Supplier



Official Tyre Supplier



Official Timekeeper



## Motocard Aragon Round, 5-7 April 2019

### Chronological Analysis Race

MotorLand Aragon 5.077 m

Start at 15:16'22.664

2 / 4

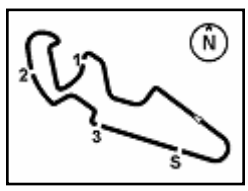
| 10° 97 M. KAPPLER (2'07.783) |               |               |               |               |                 |              |              |  |  |
|------------------------------|---------------|---------------|---------------|---------------|-----------------|--------------|--------------|--|--|
| Lap                          | Seg.1         | Seg.2         | Seg.3         | Seg.4         | Lap Time        | km/h         | Local Time   |  |  |
| 1                            |               | 36.113        | 23.708        | 32.838        | 2'12.117        | <b>213,4</b> | 15:18'34.781 |  |  |
| 2                            | <b>35.886</b> | 35.657        | 23.571        | 32.669        | <b>2'07.783</b> | 206,5        | 15:20'42.564 |  |  |
| 3                            | 36.870        | 35.454        | 23.917        | <b>32.566</b> | 2'08.807        | 213,0        | 15:22'51.371 |  |  |
| 4                            | 36.843        | 35.544        | 23.517        | 32.808        | 2'08.712        | 204,5        | 15:25'00.083 |  |  |
| 5                            | 36.526        | <b>35.320</b> | 24.316        | 33.026        | 2'09.188        | 207,7        | 15:27'09.271 |  |  |
| 6                            | 37.291        | 35.506        | 26.571        | 32.703        | 2'12.071        | 211,4        | 15:29'21.342 |  |  |
| 7                            | 36.517        | 35.807        | 23.543        | 32.802        | 2'08.669        | 206,1        | 15:31'30.011 |  |  |
| 8                            | 36.902        | 35.678        | 23.527        | 32.667        | 2'08.774        | 213,0        | 15:33'38.785 |  |  |
| 9                            | 36.519        | 35.504        | 23.577        | 32.656        | 2'08.256        | 210,1        | 15:35'47.041 |  |  |
| 10                           | 36.589        | 35.670        | 23.882        | 32.824        | 2'08.965        | 208,9        | 15:37'56.006 |  |  |
| 11                           | 36.396        | 35.590        | <b>23.361</b> | 32.852        | 2'08.199        | 207,7        | 15:40'04.205 |  |  |
| Race Time 23'41.541          |               |               |               |               |                 |              |              |  |  |
| 15° 8 M. PEREZ (2'08.185)    |               |               |               |               |                 |              |              |  |  |
| Lap                          | Seg.1         | Seg.2         | Seg.3         | Seg.4         | Lap Time        | km/h         | Local Time   |  |  |
| 1                            |               |               |               |               |                 |              |              |  |  |
| 2                            |               |               |               |               |                 |              |              |  |  |
| 3                            |               |               |               |               |                 |              |              |  |  |
| 4                            |               |               |               |               |                 |              |              |  |  |
| 5                            |               |               |               |               |                 |              |              |  |  |
| 6                            |               |               |               |               |                 |              |              |  |  |
| 7                            |               |               |               |               |                 |              |              |  |  |
| 8                            |               |               |               |               |                 |              |              |  |  |
| 9                            |               |               |               |               |                 |              |              |  |  |
| 10                           |               |               |               |               |                 |              |              |  |  |
| 11                           |               |               |               |               |                 |              |              |  |  |
| Race Time 23'42.389          |               |               |               |               |                 |              |              |  |  |
| 11° 6 R. SCHOTMAN (2'08.175) |               |               |               |               |                 |              |              |  |  |
| Lap                          | Seg.1         | Seg.2         | Seg.3         | Seg.4         | Lap Time        | km/h         | Local Time   |  |  |
| 1                            |               | 36.973        | 23.998        | 33.000        | 2'14.284        | 209,7        | 15:18'36.948 |  |  |
| 2                            | <b>36.276</b> | 35.834        | 23.868        | 32.984        | 2'08.962        | 210,5        | 15:20'45.910 |  |  |
| 3                            | 36.763        | 35.903        | 23.605        | 32.655        | 2'08.926        | 211,4        | 15:22'54.836 |  |  |
| 4                            | 36.673        | 35.787        | 23.730        | 33.054        | 2'09.244        | 206,9        | 15:25'04.080 |  |  |
| 5                            | 36.854        | 36.120        | 23.747        | 32.932        | 2'09.653        | 208,5        | 15:27'13.733 |  |  |
| 6                            | 36.459        | 36.025        | 23.765        | 32.645        | 2'08.894        | 211,8        | 15:29'22.627 |  |  |
| 7                            | 36.370        | 35.605        | 23.692        | 32.559        | 2'08.226        | 211,8        | 15:31'30.853 |  |  |
| 8                            | 36.817        | 35.824        | 23.549        | <b>32.474</b> | 2'08.664        | <b>213,9</b> | 15:33'39.517 |  |  |
| 9                            | 36.369        | <b>35.523</b> | 23.586        | 32.697        | <b>2'08.175</b> | 211,8        | 15:35'47.692 |  |  |
| 10                           | <b>36.276</b> | 35.605        | 23.727        | 33.163        | 2'08.771        | 210,9        | 15:37'56.463 |  |  |
| 11                           | 36.373        | 35.669        | <b>23.297</b> | 32.898        | 2'08.237        | 210,1        | 15:40'04.700 |  |  |
| Race Time 23'42.036          |               |               |               |               |                 |              |              |  |  |
| 12° 3 M. PEDENEAU (2'08.259) |               |               |               |               |                 |              |              |  |  |
| Lap                          | Seg.1         | Seg.2         | Seg.3         | Seg.4         | Lap Time        | km/h         | Local Time   |  |  |
| 1                            |               | 36.231        | 23.970        | 33.608        | 2'13.739        | 204,5        | 15:18'36.403 |  |  |
| 2                            | 36.435        | 35.870        | 23.734        | 33.236        | 2'09.275        | 209,7        | 15:20'45.678 |  |  |
| 3                            | 36.868        | 35.566        | 23.759        | 32.665        | 2'08.858        | 209,7        | 15:22'54.536 |  |  |
| 4                            | 36.939        | 35.870        | 23.327        | 33.335        | 2'09.471        | 207,3        | 15:25'04.007 |  |  |
| 5                            | 37.071        | 35.566        | 23.758        | 33.361        | 2'09.756        | 200,7        | 15:27'13.763 |  |  |
| 6                            | 36.205        | 35.794        | 23.717        | 32.783        | 2'08.499        | 213,4        | 15:29'22.262 |  |  |
| 7                            | <b>36.074</b> | 35.962        | 23.453        | 32.770        | <b>2'08.259</b> | 209,3        | 15:31'30.521 |  |  |
| 8                            | 36.736        | 35.545        | 23.477        | 32.921        | 2'08.679        | 207,3        | 15:33'39.200 |  |  |
| 9                            | 37.318        | 35.783        | 23.224        | <b>32.432</b> | 2'08.757        | 213,9        | 15:35'47.957 |  |  |
| 10                           | 36.371        | 35.475        | 23.656        | 32.971        | 2'08.473        | <b>214,3</b> | 15:37'56.430 |  |  |
| 11                           | 36.538        | <b>35.363</b> | <b>23.177</b> | 33.196        | 2'08.274        | 209,7        | 15:40'04.704 |  |  |
| Race Time 23'42.040          |               |               |               |               |                 |              |              |  |  |
| 13° 27 F. ROVELLI (2'07.965) |               |               |               |               |                 |              |              |  |  |
| Lap                          | Seg.1         | Seg.2         | Seg.3         | Seg.4         | Lap Time        | km/h         | Local Time   |  |  |
| 1                            |               | 36.706        | 24.696        | 33.338        | 2'16.297        | 209,3        | 15:18'38.961 |  |  |
| 2                            | 36.301        | 35.801        | <b>23.165</b> | 33.028        | 2'08.295        | 206,5        | 15:20'47.256 |  |  |
| 3                            | 36.285        | 35.583        | 23.413        | 32.684        | <b>2'07.965</b> | <b>213,9</b> | 15:22'55.221 |  |  |
| 4                            | 36.567        | 35.877        | 23.632        | 32.980        | 2'09.056        | 206,9        | 15:25'04.277 |  |  |
| 5                            | 36.197        | 35.691        | 23.597        | 33.131        | 2'08.616        | 206,9        | 15:27'12.893 |  |  |
| 6                            | 36.712        | 36.065        | 24.070        | 32.931        | 2'09.778        | 211,4        | 15:29'22.671 |  |  |
| 7                            | 36.571        | 35.848        | 23.321        | <b>32.665</b> | 2'08.405        | 212,2        | 15:31'31.076 |  |  |
| 8                            | 36.342        | 35.697        | 23.414        | 32.761        | 2'08.214        | 210,1        | 15:33'39.290 |  |  |
| 9                            | 36.874        | <b>35.267</b> | 23.241        | 32.809        | 2'08.191        | 208,9        | 15:35'47.481 |  |  |
| 10                           | <b>36.047</b> | 35.773        | 23.722        | 33.135        | 2'08.677        | 210,9        | 15:37'56.158 |  |  |
| 11                           | 36.521        | 36.143        | 23.302        | 32.805        | 2'08.771        | 209,7        | 15:40'04.929 |  |  |
| Race Time 23'42.265          |               |               |               |               |                 |              |              |  |  |
| 14° 22 N. KALININ (2'08.127) |               |               |               |               |                 |              |              |  |  |
| Lap                          | Seg.1         | Seg.2         | Seg.3         | Seg.4         | Lap Time        | km/h         | Local Time   |  |  |
| 1                            |               | 36.361        | 23.907        | 32.938        | 2'13.314        | 207,3        | 15:18'35.978 |  |  |
| 2                            | 36.351        | 35.802        | 23.764        | 33.266        | 2'09.183        | 205,3        | 15:20'45.161 |  |  |

07/04/2019 P = Pits In/Out - C = Lap Time Cancelled

These data/results cannot be reproduced, stored and/or transmitted in whole or in part by any manner of electronic, mechanical, photocopying, recording, broadcasting or otherwise now known or herein after developed without the previous express consent by the copyright owner, except for reproduction in daily press and regular printed publications on sale to the public within 60 days of the event related to those data/results and always provided that copyright symbol appears together as follows below.

© DORNA WSBK ORGANIZATION Srl 2019





## Motocard Aragon Round, 5-7 April 2019

### Chronological Analysis Race

MotorLand Aragon 5.077 m

Start at 15:16'22.664

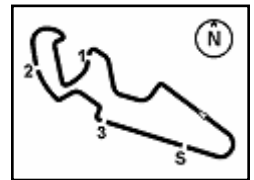
3 / 4

| 19° 71 T. EDWARDS (2'07.663)     |               |               |               |               |                 |              |              |                     |  |  |                 |  |
|----------------------------------|---------------|---------------|---------------|---------------|-----------------|--------------|--------------|---------------------|--|--|-----------------|--|
| Lap                              | Seg.1         | Seg.2         | Seg.3         | Seg.4         | Lap Time        | km/h         | Local Time   |                     |  |  |                 |  |
| 1                                |               | 36.665        | 24.169        | 33.744        | 2'15.658        | 204,9        | 15:18'38.322 |                     |  |  | 2 36.723        |  |
| 2                                | 36.846        | 36.419        | 23.555        | 32.910        | 2'09.730        | 209,3        | 15:20'48.052 |                     |  |  | 3 36.433        |  |
| 3                                | <b>35.938</b> | 35.762        | 23.366        | 32.773        | 2'07.839        | 210,5        | 15:22'55.891 |                     |  |  | 4 36.608        |  |
| 4                                | 36.073        | 35.704        | 23.455        | 33.070        | 2'08.302        | 206,9        | 15:25'04.193 |                     |  |  | 5 <b>36.404</b> |  |
| 5                                | 36.639        | <b>35.589</b> | 23.585        | 32.969        | 2'08.782        | 207,7        | 15:27'12.975 |                     |  |  | 6 36.877        |  |
| 6                                | 36.860        | 36.304        | 24.172        | <b>32.523</b> | 2'09.859        | <b>213,4</b> | 15:29'22.834 |                     |  |  | 7 36.616        |  |
| 7                                | 36.505        | 37.354        | 23.352        | 32.895        | 2'10.106        | 209,7        | 15:31'32.940 |                     |  |  | 8 36.740        |  |
| 8                                | 36.117        | 35.652        | <b>23.060</b> | 32.834        | <b>2'07.663</b> | 211,4        | 15:33'40.603 |                     |  |  | 9 36.891        |  |
| 9                                | 36.259        | 35.866        | 23.391        | 32.923        | 2'08.439        | 210,5        | 15:35'49.042 |                     |  |  | 10 36.739       |  |
| 10                               | 36.148        | 35.633        | 23.444        | 33.831        | 2'09.056        | 203,4        | 15:37'58.098 |                     |  |  | 11 36.948       |  |
| 11                               | 36.185        | 35.862        | 23.675        | 33.976        | 2'09.698        | 206,1        | 15:40'07.796 |                     |  |  |                 |  |
|                                  |               |               |               |               |                 |              |              | Race Time 23'45.126 |  |  |                 |  |
| 20° 36 B. NEILA (2'08.321)       |               |               |               |               |                 |              |              |                     |  |  |                 |  |
| Lap                              | Seg.1         | Seg.2         | Seg.3         | Seg.4         | Lap Time        | km/h         | Local Time   |                     |  |  |                 |  |
| 1                                |               | 37.006        | 23.929        | 33.460        | 2'15.229        | 203,0        | 15:18'37.893 |                     |  |  |                 |  |
| 2                                | 36.858        | 36.701        | 23.423        | 33.209        | 2'10.191        | 202,2        | 15:20'48.084 |                     |  |  |                 |  |
| 3                                | 36.302        | 35.887        | 23.286        | <b>32.846</b> | <b>2'08.321</b> | 210,1        | 15:22'56.405 |                     |  |  |                 |  |
| 4                                | 36.325        | 35.932        | 23.533        | 33.399        | 2'09.189        | 198,5        | 15:25'05.594 |                     |  |  |                 |  |
| 5                                | 36.816        | 36.354        | 24.014        | 33.094        | 2'10.278        | 204,2        | 15:27'15.872 |                     |  |  |                 |  |
| 6                                | 36.451        | 35.861        | 23.239        | <b>32.811</b> | 2'08.362        | <b>213,4</b> | 15:29'24.234 |                     |  |  |                 |  |
| 7                                | 36.245        | 35.929        | 23.273        | 32.948        | 2'08.395        | 209,7        | 15:31'32.629 |                     |  |  |                 |  |
| 8                                | 36.296        | <b>35.680</b> | 23.360        | 33.010        | 2'08.346        | 208,1        | 15:33'40.975 |                     |  |  |                 |  |
| 9                                | <b>35.988</b> | 36.406        | <b>23.174</b> | 33.296        | 2'08.864        | 204,2        | 15:35'49.839 |                     |  |  |                 |  |
| 10                               | 36.529        | 35.894        | 23.308        | 32.945        | 2'08.676        | 207,3        | 15:37'58.515 |                     |  |  |                 |  |
| 11                               | 36.255        | 35.862        | 23.559        | 33.817        | 2'09.493        | 198,9        | 15:40'08.008 |                     |  |  |                 |  |
|                                  |               |               |               |               |                 |              |              | Race Time 23'45.344 |  |  |                 |  |
| 21° 99 F. GOMEZ (2'08.517)       |               |               |               |               |                 |              |              |                     |  |  |                 |  |
| Lap                              | Seg.1         | Seg.2         | Seg.3         | Seg.4         | Lap Time        | km/h         | Local Time   |                     |  |  |                 |  |
| 1                                |               | 37.153        | 24.256        | 33.683        | 2'15.329        | 201,5        | 15:18'37.993 |                     |  |  |                 |  |
| 2                                | 37.139        | 36.073        | 23.421        | 33.241        | 2'09.874        | 209,7        | 15:20'47.867 |                     |  |  |                 |  |
| 3                                | 36.657        | 35.827        | 23.792        | 33.051        | 2'09.327        | 209,3        | 15:22'57.194 |                     |  |  |                 |  |
| 4                                | 36.924        | 35.859        | 23.636        | 34.171        | 2'10.590        | 198,5        | 15:25'07.784 |                     |  |  |                 |  |
| 5                                | <b>36.382</b> | 35.663        | <b>23.254</b> | 33.271        | 2'08.570        | 204,5        | 15:27'16.354 |                     |  |  |                 |  |
| 6                                | 36.686        | <b>35.630</b> | 23.306        | <b>32.895</b> | <b>2'08.517</b> | <b>211,8</b> | 15:29'24.871 |                     |  |  |                 |  |
| 7                                | 36.455        | 36.185        | 23.409        | 33.106        | 2'09.155        | 208,9        | 15:31'34.026 |                     |  |  |                 |  |
| 8                                | 36.689        | 35.888        | 23.293        | 32.963        | 2'08.833        | 208,1        | 15:33'42.859 |                     |  |  |                 |  |
| 9                                | 36.911        | 35.912        | 23.322        | 33.302        | 2'09.447        | 206,5        | 15:35'52.306 |                     |  |  |                 |  |
| 10                               | 37.092        | 35.809        | 23.383        | 33.581        | 2'09.865        | 198,2        | 15:38'02.171 |                     |  |  |                 |  |
| 11                               | 36.921        | 35.810        | 23.343        | 33.676        | 2'09.750        | 198,5        | 15:40'11.921 |                     |  |  |                 |  |
|                                  |               |               |               |               |                 |              |              | Race Time 23'49.257 |  |  |                 |  |
| 22° 7 E. TOM KAWAKAMI (2'08.488) |               |               |               |               |                 |              |              |                     |  |  |                 |  |
| Lap                              | Seg.1         | Seg.2         | Seg.3         | Seg.4         | Lap Time        | km/h         | Local Time   |                     |  |  |                 |  |
| 1                                |               | 37.081        | 23.964        | 33.128        | 2'15.800        | 208,5        | 15:18'38.464 |                     |  |  |                 |  |
| 2                                | 36.482        | 35.983        | 23.505        | 33.040        | 2'09.010        | 204,9        | 15:20'47.474 |                     |  |  |                 |  |
| 3                                | <b>36.396</b> | 35.850        | 23.566        | <b>32.678</b> | <b>2'08.488</b> | 209,7        | 15:22'55.962 |                     |  |  |                 |  |
| 4                                | 36.490        | 36.030        | 23.541        | 33.678        | 2'09.739        | 200,0        | 15:25'05.701 |                     |  |  |                 |  |
| 5                                | 36.689        | 36.120        | <b>23.139</b> | 33.481        | 2'09.429        | 200,4        | 15:27'15.130 |                     |  |  |                 |  |
| 6                                | 37.044        | 35.968        | 23.551        | 32.768        | 2'09.331        | <b>210,9</b> | 15:29'24.461 |                     |  |  |                 |  |
| 7                                | 36.692        | 36.171        | 23.461        | 33.216        | 2'09.540        | 206,5        | 15:31'34.001 |                     |  |  |                 |  |
| 8                                | 36.534        | 35.917        | 23.165        | 33.154        | 2'08.770        | 205,7        | 15:33'42.771 |                     |  |  |                 |  |
| 9                                | 36.870        | <b>35.783</b> | 23.452        | 33.504        | 2'09.609        | 206,9        | 15:35'52.380 |                     |  |  |                 |  |
| 10                               | 36.741        | 36.010        | 23.213        | 33.867        | 2'09.831        | 196,7        | 15:38'02.211 |                     |  |  |                 |  |
| 11                               | 37.119        | 35.935        | 23.295        | 33.513        | 2'09.862        | 200,4        | 15:40'12.073 |                     |  |  |                 |  |
|                                  |               |               |               |               |                 |              |              | Race Time 23'49.409 |  |  |                 |  |
| 23° 11 K. ARDUINI (2'09.049)     |               |               |               |               |                 |              |              |                     |  |  |                 |  |
| Lap                              | Seg.1         | Seg.2         | Seg.3         | Seg.4         | Lap Time        | km/h         | Local Time   |                     |  |  |                 |  |
| 1                                |               | 37.025        | 24.731        | 33.037        | 2'17.262        | 207,3        | 15:18'39.926 |                     |  |  |                 |  |

| 24° 44 T. BRAMICH (2'09.272)     |               |               |               |               |                 |              |              |                     |  |  |  |  |
|----------------------------------|---------------|---------------|---------------|---------------|-----------------|--------------|--------------|---------------------|--|--|--|--|
| Lap                              | Seg.1         | Seg.2         | Seg.3         | Seg.4         | Lap Time        | km/h         | Local Time   |                     |  |  |  |  |
| 1                                |               | 36.482        | 24.402        | 33.473        | 2'17.959        | 207,7        | 15:18'40.623 |                     |  |  |  |  |
| 2                                | <b>36.395</b> | 36.045        | 24.103        | 33.311        | 2'09.854        | 204,9        | 15:20'50.477 |                     |  |  |  |  |
| 3                                | 37.092        | 36.044        | 23.538        | <b>33.047</b> | 2'09.721        | <b>212,2</b> | 15:23'00.198 |                     |  |  |  |  |
| 4                                | 36.885        | 35.935        | <b>23.429</b> | 33.275        | 2'09.524        | 202,6        | 15:25'09.722 |                     |  |  |  |  |
| 5                                | 36.431        | <b>35.754</b> | 23.495        | 33.592        | <b>2'09.272</b> | 201,1        | 15:27'18.994 |                     |  |  |  |  |
| 6                                | 36.820        | 36.111        | 23.639        | 33.363        | 2'09.933        | 206,9        | 15:29'28.927 |                     |  |  |  |  |
| 7                                | 36.622        | 36.192        | 23.583        | 33.446        | 2'09.843        | 202,6        | 15:31'38.770 |                     |  |  |  |  |
| 8                                | 37.000        | 36.463        | 23.838        | 33.621        | 2'10.922        | 201,5        | 15:33'49.692 |                     |  |  |  |  |
| 9                                | 37.123        | 36.920        | 23.869        | 33.808        | 2'11.720        | 198,2        | 15:36'01.412 |                     |  |  |  |  |
| 10                               | 38.196        | 36.606        | 24.236        | 33.849        | 2'12.887        | 202,2        | 15:38'14.299 |                     |  |  |  |  |
| 11                               | 37.522        | 36.568        | 23.685        | 33.483        | 2'11.258        | 203,8        | 15:40'25.557 |                     |  |  |  |  |
|                                  |               |               |               |               |                 |              |              | Race Time 24'02.893 |  |  |  |  |
| 25° 42 M. GARCIA (2'09.367)      |               |               |               |               |                 |              |              |                     |  |  |  |  |
| Lap                              | Seg.1         | Seg.2         | Seg.3         | Seg.4         | Lap Time        | km/h         | Local Time   |                     |  |  |  |  |
| 1                                |               | 36.913        | 24.650        | 33.299        | 2'16.152        | 209,3        | 15:18'38.816 |                     |  |  |  |  |
| 2                                | 37.108        | 36.196        | 24.037        | 33.260        | 2'10.601        | 206,9        | 15:20'49.417 |                     |  |  |  |  |
| 3                                | <b>36.560</b> | 36.233        | <b>23.408</b> | <b>33.166</b> | <b>2'09.367</b> | <b>209,7</b> | 15:22'58.784 |                     |  |  |  |  |
| 4                                | 37.114        | 36.129        | 23.749        | 33.777        | 2'10.769        | 195,7        | 15:25'09.553 |                     |  |  |  |  |
| 5                                | 36.811        | <b>35.976</b> | 23.563        | 33.427        | 2'09.777        | 202,6        | 15:27'19.330 |                     |  |  |  |  |
| 6                                | 36.858        | 36.392        | 23.744        | 33.511        | 2'10.505        | 207,7        | 15:29'29.835 |                     |  |  |  |  |
| 7                                | 36.926        | 36.615        | 23.602        | 33.843        | 2'10.986        | 199,3        | 15:31'40.821 |                     |  |  |  |  |
| 8                                | 37.203        | 36.647        | 23.669        | 33.677        | 2'11.196        | 200,4        | 15:33'52.017 |                     |  |  |  |  |
| 9                                | 37.067        | 36.398        | 23.701        | 33.981        | 2'11.147        | 199,3        | 15:36'03.164 |                     |  |  |  |  |
| 10                               | 36.757        | 36.379        | 23.839        | 33.940        | 2'10.915        | 197,4        | 15:38'14.079 |                     |  |  |  |  |
| 11                               | 37.505        | 36.479        | 23.629        | 33.884        | 2'11.497        | 198,5        | 15:40'25.576 |                     |  |  |  |  |
|                                  |               |               |               |               |                 |              |              | Race Time 24'02.912 |  |  |  |  |
| 26° 15 M. BASTIANELLI (2'10.930) |               |               |               |               |                 |              |              |                     |  |  |  |  |
| Lap                              | Seg.1         | Seg.2         | Seg.3         | Seg.4         | Lap Time        | km/h         | Local Time   |                     |  |  |  |  |
| 1                                |               | 36.571        | 24.944        | 33.856        | 2'18.434        | 203,4        | 15:18'41.098 |                     |  |  |  |  |
| 2                                | <b>36.950</b> | 36.375        | 23.949        | 33.798        | 2'11.072        | 203,8        | 15:20'52.170 |                     |  |  |  |  |
| 3                                | 37.192        | <b>36.350</b> | 23.762        | <b>33.626</b> | <b>2'10.930</b> | 203,8        | 15:23'03.100 |                     |  |  |  |  |
| 4                                | 37.442        | 36.476        | 23.764        | 34.190        | 2'11.872        | 197,4        | 15:25'14.972 |                     |  |  |  |  |
| 5                                | 37.206        | 36.600        | 23.659        | 34.172        | 2'11.637        | 198,2        | 15:27'26.609 |                     |  |  |  |  |
| 6                                | 37.402        | 36.617        | 23.835        | 34.111        | 2'11.965        | 201,5        | 15:29'38.574 |                     |  |  |  |  |
| 7                                | 37.481        | 36.942        | 23.900        | 34.140        | 2'12.463        | 199,6        | 15:31'51.037 |                     |  |  |  |  |
| 8                                | 37.517        | 36.518        | 23.842        | 33.645        | 2'11.522        | <b>204,2</b> | 15:34'02.559 |                     |  |  |  |  |
| 9                                | 37.400        | 36.471        | 24.173        | 34.248        | 2'12.292        | 198,5        | 15:36'14.851 |                     |  |  |  |  |
| 10                               | 37.258        | 36.439        | 23.887        | 34.013        | 2'11.597        | 198,5        | 15:38'26.448 |                     |  |  |  |  |
| 11                               | 37.494        | 36.612        | <b>23.526</b> | 34.081        | 2'11.713        | 198,5        | 15:40'38.161 |                     |  |  |  |  |
|                                  |               |               |               |               |                 |              |              | Race Time 24'15.497 |  |  |  |  |
| 27° 78 J. FORAY (2'10.788)       |               |               |               |               |                 |              |              |                     |  |  |  |  |
| Lap                              | Seg.1         | Seg.2         | Seg.3         | Seg.4         | Lap Time        | km/h         | Local Time   |                     |  |  |  |  |
| 1                                |               | 37.049        | 24.329        | 33.679        | 2'18.703        | 207,3        | 15:18'41.367 |                     |  |  |  |  |
| 2                                | 37.201        | 36.455        | 23.790        | 33.438        | 2'10.884        | 207,7        | 15:20'52.251 |                     |  |  |  |  |
| 3                                | <b>36.940</b> | 36.402        | 24.167        | <b>33.279</b> | <b>2'10.788</b> | <b>212,2</b> | 15:23'03.039 |                     |  |  |  |  |
| 4                                | 37.965        | 36.596        | 24.058        | 34.086        | 2'12.705        | 201,1        | 15:25'15.744 |                     |  |  |  |  |
| 5                                | 37.376        | 36.389        | <b>23.629</b> | 33.923        | 2'11.317        | 198,5        | 15:27'27.061 |                     |  |  |  |  |
| 6                                | 37.331        | <b>36.332</b> | 24.044        | 33.809        | 2'11.516        | 207,7        | 15:29'38.577 |                     |  |  |  |  |
| 7                                | 37.304        | 37.360        | 23.850        | 34.098        | 2'12.612        | 197,1        | 15:31'51.189 |                     |  |  |  |  |
| 8                                | 37.175        | 36.504        | 23.784        | 33.802        | 2'11.265        | 201,1        | 15:34'02.454 |                     |  |  |  |  |

07/04/2019 P = Pits In/Out - C = Lap Time Cancelled  
 These data/results cannot be reproduced, stored and/or transmitted in whole or in part by any manner of electronic, mechanical, photocopying, recording, broadcasting or otherwise now known or herein after developed without the previous express consent by the copyright owner, except for reproduction in daily press and regular printed publications on sale to the public within 60 days of the event related to those data/results and always provided that copyright symbol appears together as follows below.  
 © DORNA WSBK ORGANIZATION Srl 2019



MotorLand Aragon 5.077 m

## Motocard Aragon Round, 5-7 April 2019

### Chronological Analysis Race

Start at 15:16'22.664

4 / 4

|    |        |        |        |        |          |       |              |
|----|--------|--------|--------|--------|----------|-------|--------------|
| 9  | 37.898 | 36.391 | 24.193 | 33.839 | 2'12.321 | 206,1 | 15:36'14.775 |
| 10 | 37.182 | 36.499 | 23.815 | 34.067 | 2'11.563 | 197,8 | 15:38'26.338 |
| 11 | 37.804 | 36.654 | 23.771 | 33.604 | 2'11.833 | 204,2 | 15:40'38.171 |

Race Time 24'15.507

| RET 20 D. LOUREIRO (2'08.637) |               |               |               |               |                 |              |              |
|-------------------------------|---------------|---------------|---------------|---------------|-----------------|--------------|--------------|
| Lap                           | Seg.1         | Seg.2         | Seg.3         | Seg.4         | Lap Time        | km/h         | Local Time   |
| 1                             |               | 37.094        | 24.459        | 33.472        | 2'15.601        | 204,2        | 15:18'38.265 |
| 2                             | 37.395        | 36.157        | 23.586        | 33.261        | 2'10.399        | 204,5        | 15:20'48.664 |
| 3                             | <b>36.278</b> | 35.814        | 23.673        | 32.872        | <b>2'08.637</b> | 210,1        | 15:22'57.301 |
| 4                             | 37.042        | <b>35.668</b> | 23.391        | 33.472        | 2'09.573        | 201,5        | 15:25'06.874 |
| 5                             | 36.282        | 35.735        | 23.741        | 32.882        | 2'08.640        | 206,9        | 15:27'15.514 |
| 6                             | 36.422        | 35.866        | 23.450        | 33.159        | 2'08.897        | <b>210,9</b> | 15:29'24.411 |
| 7                             | 36.490        | 36.131        | 23.585        | <b>32.852</b> | 2'09.058        | 208,9        | 15:31'33.469 |
| 8                             | 36.608        | 36.115        | 23.317        | 33.332        | 2'09.372        | 203,8        | 15:33'42.841 |
| 9                             | 36.587        | 35.907        | <b>23.272</b> | 33.589        | 2'09.355        | 200,7        | 15:35'52.196 |
| 10                            | 38.454        | 47.686        | 27.674        | 51.343        | 2'45.157P       | 121,1        | 15:38'37.353 |

Race Time 22'14.689

| RET 14 E. DE LA VEGA (2'07.955) |               |               |               |               |                 |              |              |
|---------------------------------|---------------|---------------|---------------|---------------|-----------------|--------------|--------------|
| Lap                             | Seg.1         | Seg.2         | Seg.3         | Seg.4         | Lap Time        | km/h         | Local Time   |
| 1                               |               | 36.721        | 24.794        | 33.611        | 2'17.507        | 202,2        | 15:18'40.171 |
| 2                               | 36.320        | 35.825        | 23.708        | 33.774        | 2'09.627        | 202,2        | 15:20'49.798 |
| 3                               | 36.394        | 35.743        | 23.218        | 33.123        | 2'08.478        | 202,6        | 15:22'58.276 |
| 4                               | 36.617        | <b>35.474</b> | 23.401        | 33.655        | 2'09.147        | 201,5        | 15:25'07.423 |
| 5                               | <b>36.066</b> | 35.509        | 23.341        | <b>33.039</b> | <b>2'07.955</b> | 203,0        | 15:27'15.378 |
| 6                               | 36.187        | 35.560        | 23.363        | 33.571        | 2'08.681        | <b>203,4</b> | 15:29'24.059 |
| 7                               | 36.260        | 35.631        | <b>22.940</b> | 33.456        | 2'08.287        | 202,2        | 15:31'32.346 |
| 8                               | 36.356        | 35.691        | 22.993        | 33.271        | 2'08.311        | 202,2        | 15:33'40.657 |

Race Time 17'17.993

| RET 66 D. OTTEN (2'08.170) |               |               |               |               |                 |              |              |
|----------------------------|---------------|---------------|---------------|---------------|-----------------|--------------|--------------|
| Lap                        | Seg.1         | Seg.2         | Seg.3         | Seg.4         | Lap Time        | km/h         | Local Time   |
| 1                          |               | 36.385        | 24.306        | 32.959        | 2'16.477        | 210,5        | 15:18'39.141 |
| 2                          | 36.700        | 36.037        | 23.667        | 32.955        | 2'09.359        | 203,0        | 15:20'48.500 |
| 3                          | <b>36.230</b> | <b>35.735</b> | 23.417        | 32.788        | <b>2'08.170</b> | 211,4        | 15:22'56.670 |
| 4                          | 36.313        | 35.767        | 23.670        | 33.246        | 2'08.996        | 207,3        | 15:25'05.666 |
| 5                          | 36.557        | 35.905        | <b>23.263</b> | 33.402        | 2'09.127        | 206,1        | 15:27'14.793 |
| 6                          | 36.924        | 35.790        | 23.642        | 33.062        | 2'09.418        | <b>213,4</b> | 15:29'24.211 |
| 7                          | 36.776        | 36.107        | 23.315        | <b>32.717</b> | 2'08.915        | 209,7        | 15:31'33.126 |

Race Time 15'10.462

| RET 47 F. HERNANDEZ MOYANO (2'08.167) |        |               |               |               |                 |              |              |
|---------------------------------------|--------|---------------|---------------|---------------|-----------------|--------------|--------------|
| Lap                                   | Seg.1  | Seg.2         | Seg.3         | Seg.4         | Lap Time        | km/h         | Local Time   |
| 1                                     |        | 36.275        | 24.180        | 33.126        | 2'15.621        | 209,3        | 15:18'38.285 |
| 2                                     | 36.528 | 35.948        | <b>23.164</b> | 33.193        | 2'08.833        | 203,0        | 15:20'47.118 |
| 3                                     | 36.506 | <b>35.548</b> | 23.491        | <b>32.622</b> | <b>2'08.167</b> | <b>213,0</b> | 15:22'55.285 |
| 4                                     | 36.864 | 36.096        | 23.284        | 32.991        | 2'09.235        | 204,5        | 15:25'04.520 |
| 5                                     | 36.772 | 35.696        | 23.273        | 33.275        | 2'09.016        | 201,5        | 15:27'13.536 |
| 6                                     | 37.171 | 35.995        | 23.367        | 32.643        | 2'09.176        | 210,5        | 15:29'22.712 |

Race Time 13'00.048

| RET 1 A. CARRASCO (2'07.487) |               |               |               |               |                 |              |              |
|------------------------------|---------------|---------------|---------------|---------------|-----------------|--------------|--------------|
| Lap                          | Seg.1         | Seg.2         | Seg.3         | Seg.4         | Lap Time        | km/h         | Local Time   |
| 1                            |               | 36.374        | 23.362        | 32.934        | 2'12.461        | 208,1        | 15:18'35.125 |
| 2                            | <b>35.825</b> | <b>35.579</b> | 23.534        | 32.549        | <b>2'07.487</b> | 207,7        | 15:20'42.612 |
| 3                            | 37.010        | 35.604        | 23.736        | <b>32.481</b> | 2'08.831        | <b>216,9</b> | 15:22'51.443 |
| 4                            | 37.119        | 36.024        | <b>23.182</b> | 32.628        | 2'08.953        | 209,3        | 15:25'00.396 |
| 5                            | 36.637        | 35.767        | 23.937        | 32.987        | 2'09.328        | 202,2        | 15:27'09.724 |

Race Time 10'47.060

| RET 55 G. HENDRA PRATAMA (2'08.667) |               |               |               |               |                 |              |              |
|-------------------------------------|---------------|---------------|---------------|---------------|-----------------|--------------|--------------|
| Lap                                 | Seg.1         | Seg.2         | Seg.3         | Seg.4         | Lap Time        | km/h         | Local Time   |
| 1                                   |               | 35.714        | 23.267        | 33.408        | 2'10.633        | 197,1        | 15:18'33.297 |
| 2                                   | <b>36.470</b> | <b>35.602</b> | <b>23.054</b> | 33.541        | <b>2'08.667</b> | 197,4        | 15:20'41.964 |
| 3                                   | 36.662        | 35.900        | 23.989        | <b>32.895</b> | 2'09.446        | <b>204,2</b> | 15:22'51.410 |

Race Time 6'28.746

| RET 54 B. SOFUOGLU (2'09.699) |               |               |               |               |                 |              |              |
|-------------------------------|---------------|---------------|---------------|---------------|-----------------|--------------|--------------|
| Lap                           | Seg.1         | Seg.2         | Seg.3         | Seg.4         | Lap Time        | km/h         | Local Time   |
| 1                             |               | 37.190        | 24.718        | <b>33.061</b> | 2'17.172        | <b>208,1</b> | 15:18'39.836 |
| 2                             | 36.679        | 36.309        | 24.635        | 33.073        | 2'10.696        | <b>208,1</b> | 15:20'50.532 |
| 3                             | <b>36.662</b> | <b>36.139</b> | <b>23.445</b> | 33.453        | <b>2'09.699</b> | 206,9        | 15:23'00.231 |

Race Time 6'37.567

| RET 65 J. FACCO (2'10.076) |               |               |               |               |                 |              |              |
|----------------------------|---------------|---------------|---------------|---------------|-----------------|--------------|--------------|
| Lap                        | Seg.1         | Seg.2         | Seg.3         | Seg.4         | Lap Time        | km/h         | Local Time   |
| 1                          |               | 37.305        | 24.962        | 33.282        | 2'17.070        | 203,4        | 15:18'39.734 |
| 2                          | 37.045        | 36.215        | 24.352        | 33.257        | 2'10.869        | <b>206,5</b> | 15:20'50.603 |
| 3                          | <b>37.028</b> | <b>36.087</b> | <b>23.714</b> | <b>33.247</b> | <b>2'10.076</b> | 205,3        | 15:23'00.679 |

Race Time 6'38.015

| RET 16 M. LUNA BAYEN |       |               |               |               |          |              |              |
|----------------------|-------|---------------|---------------|---------------|----------|--------------|--------------|
| Lap                  | Seg.1 | Seg.2         | Seg.3         | Seg.4         | Lap Time | km/h         | Local Time   |
| 1                    |       | <b>36.510</b> | <b>23.480</b> | <b>33.082</b> | 2'12.056 | <b>209,3</b> | 15:18'34.720 |

Race Time 2'12.056

07/04/2019

P = Pits In/Out - C = Lap Time Cancelled

These data/results cannot be reproduced, stored and/or transmitted in whole or in part by any manner of electronic, mechanical, photocopying, recording, broadcasting or otherwise now known or herein after developed without the previous express consent by the copyright owner, except for reproduction in daily press and regular printed publications on sale to the public within 60 days of the event related to those data/results and always provided that copyright symbol appears together as follows below.

© DORNA WSBK ORGANIZATION Srl 2019

