

Motocard Aragon Round, 5-7 April 2019

Free Practices Combined Results Gr.A after FP2

MotorLand Aragon 5.077 m

No.	Rider	Nat	Team	Bike	Class	FP1	FP2	FP3	Time	Gap	Rel.	Avg	LL
1	17 K. MEUFFELS	NED	Freudenberg KTM WorldSSP Team	KTM RC 390 R	A		2'08.099		2'08.099			142,680	10
2	41 J. JAHNIG	GER	Freudenberg KTM Junior Team	KTM RC 390 R	A		2'08.231		2'08.231	0.132	0.132	142,533	11
3	55 G. HENDRA PRATAMA	INA	Semakin Di Depan Biblion Motoxrcing	Yamaha YZF-R3	A	2'12.155	2'08.552		2'08.552	0.453	0.321	142,177	12
4	18 M. GONZALEZ	ESP	Kawasaki ParkinGO Team	Kawasaki Ninja 400	A		2'08.885		2'08.885	0.786	0.333	141,810	12
5	16 M. LUNA BAYEN	ESP	Kawasaki GP Project	Kawasaki Ninja 400	A	2'09.186	2'10.533		2'09.186	1.087	0.301	141,480	19
6	64 H. DE CANCELLIS	FRA	Team Trasimeno	Yamaha YZF-R3	A	2'12.267	2'09.209		2'09.209	1.110	0.023	141,455	16
7	8 M. PEREZ	ESP	Scuderia Maranga Racing	Kawasaki Ninja 400	A	2'11.157	2'09.625		2'09.625	1.526	0.416	141,001	19
8	6 R. SCHOTMAN	NED	Kawasaki MOTOPOST	Kawasaki Ninja 400	A	2'10.639	2'09.704		2'09.704	1.605	0.079	140,915	20
9	1 A. CARRASCO	ESP	Kawasaki Provec WorldSSP300	Kawasaki Ninja 400	A	2'13.356	2'09.828		2'09.828	1.729	0.124	140,780	19
10	47 F. HERNANDEZ MOYAN	ESP	BCD Yamaha MS Racing	Yamaha YZF-R3	A	2'09.922	2'10.068		2'09.922	1.823	0.094	140,678	23
11	22 N. KALININ	UKR	Nutec - RT Motorsports by SKM - Kawasaki	Kawasaki Ninja 400	A	2'10.055	2'10.054		2'10.054	1.955	0.132	140,535	21
12	28 O. BONOLI	ITA	Team Trasimeno	Yamaha YZF-R3	A	2'10.604	2'10.271		2'10.271	2.172	0.217	140,301	18
13	13 D. IOZZO	RSA	Nutec - RT Motorsports by SKM - Kawasaki	Kawasaki Ninja 400	A	2'13.366	2'10.327		2'10.327	2.228	0.056	140,241	17
14	42 M. GARCIA	ESP	DS Junior Team	Kawasaki Ninja 400	A	2'10.538	2'11.728		2'10.538	2.439	0.211	140,014	20
15	7 E. GOHARA KAWAKAMI	BRA	BCD Yamaha MS Racing	Yamaha YZF-R3	A	2'11.810	2'10.632		2'10.632	2.533	0.094	139,914	24
16	19 B. MOLINA	CHI	Terra e Moto	Yamaha YZF-R3	A	2'14.780	2'10.911		2'10.911	2.812	0.279	139,615	21
17	71 T. EDWARDS	AUS	Kawasaki ParkinGO Team	Kawasaki Ninja 400	A		2'10.944		2'10.944	2.845	0.033	139,580	11
18	66 D. OTTEN	NED	MTM Racing Team	Kawasaki Ninja 400	A	2'12.259	2'10.945		2'10.945	2.846	0.001	139,579	24
19	11 K. ARDUINI	ITA	2R Racing Team	Kawasaki Ninja 400	A	2'12.530	2'11.183		2'11.183	3.084	0.238	139,326	18
20	5 G. ERILL	ESP	DEZA - BOX 77 Racing	Kawasaki Ninja 400	A	2'13.083	2'11.299		2'11.299	3.200	0.116	139,203	18
21	15 M. BASTIANELLI	ITA	Prodina IRCOS Kawasaki	Kawasaki Ninja 400	A	2'15.325	2'11.619		2'11.619	3.520	0.320	138,864	21
22	52 O. KÖNIG	CZE	ACCR Czech Talent Team - Willi Race	Kawasaki Ninja 400	A	2'15.581	2'12.386		2'12.386	4.287	0.767	138,060	22
23	79 T. ALONSO	POR	Kawasaki GP Project	Kawasaki Ninja 400	A	2'14.278	2'13.483		2'13.483	5.384	1.097	136,925	22
24	33 K. HARTMANN	FRA	Team MHP Racing-Patrick Pons	Yamaha YZF-R3	A	2'15.309	2'13.890		2'13.890	5.791	0.407	136,509	18
25	9 S. NAUD	FRA	Flembo Leader Team	Kawasaki Ninja 400	A	2'14.317	2'14.591		2'14.317	6.218	0.427	136,075	24
26	84 K. ALOISI	ITA	DS Junior Team	Kawasaki Ninja 400	A	2'20.286	2'16.091		2'16.091	7.992	1.774	134,301	17

Top 3 Average Time: 2'08.294

05/04/2019

These data/results cannot be reproduced, stored and/or transmitted in whole or in part by any manner of electronic, mechanical, photocopying, recording, broadcasting or otherwise now known or herein after developed without the previous express consent by the copyright owner, except for reproduction in daily press and regular printed publications on sale to the public within 60 days of the event related to those data/results and always provided that copyright symbol appears together as follows below.

© DORNA WSBK ORGANIZATION Srl 2019



Official Fuel Supplier

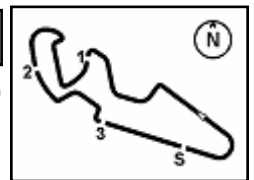


FKR PERUGIA TIMING

Official Tyre Supplier



Official Timekeeper



Motocard Aragon Round, 5-7 April 2019

Results Free Practice 2nd Session Gr.A

MotorLand Aragon 5.077 m
1 / 2

No.	Rider	Nat	Team	Bike	Class	Time	Gap	Rel.	Laps	Speed	
										Avg	Max
1	17 K. MEUFFELS	NED	Freudenberg KTM WorldSSP Team	KTM RC 390 R	A	2'08.099			10	142,680	197,4
2	41 J. JAHNIG	GER	Freudenberg KTM Junior Team	KTM RC 390 R	A	2'08.231	0.132	0.132	11	142,533	196,0
3	55 G. HENDRA PRATAMA	INA	Semakin Di Depan Bibliion Motocrossing	Yamaha YZF-R3	A	2'08.552	0.453	0.321	8	142,177	192,9
4	18 M. GONZALEZ	ESP	Kawasaki ParkinGO Team	Kawasaki Ninja 400	A	2'08.885	0.786	0.333	10	141,810	189,8
5	64 H. DE CANCELLIS	FRA	Team Trasimeno	Yamaha YZF-R3	A	2'09.209	1.110	0.324	12	141,455	191,8
6	8 M. PEREZ	ESP	Scuderia Maranga Racing	Kawasaki Ninja 400	A	2'09.625	1.526	0.416	10	141,001	191,5
7	6 R. SCHOTMAN	NED	Kawasaki MOTOPOST	Kawasaki Ninja 400	A	2'09.704	1.605	0.079	10	140,915	197,8
8	1 A. CARRASCO	ESP	Kawasaki Provec WorldSSP300	Kawasaki Ninja 400	A	2'09.828	1.729	0.124	10	140,780	191,2
9	22 N. KALININ	UKR	Nutec - RT Motorsports by SKM - Kawasaki	Kawasaki Ninja 400	A	2'10.054	1.955	0.226	12	140,535	193,2
10	47 F. HERNANDEZ MOYANO	ESP	BCD Yamaha MS Racing	Yamaha YZF-R3	A	2'10.068	1.969	0.014	11	140,520	190,1
11	28 O. BONOLI	ITA	Team Trasimeno	Yamaha YZF-R3	A	2'10.271	2.172	0.203	11	140,301	193,5
12	13 D. IOZZO	RSA	Nutec - RT Motorsports by SKM - Kawasaki	Kawasaki Ninja 400	A	2'10.327	2.228	0.056	12	140,241	193,2
13	16 M. LUNA BAYEN	ESP	Kawasaki GP Project	Kawasaki Ninja 400	A	2'10.533	2.434	0.206	10	140,020	192,9
14	7 E. GOHARA KAWAKAMI	BRA	BCD Yamaha MS Racing	Yamaha YZF-R3	A	2'10.632	2.533	0.099	11	139,914	189,8
15	19 B. MOLINA	CHI	Terra e Moto	Yamaha YZF-R3	A	2'10.911	2.812	0.279	10	139,615	193,9
16	71 T. EDWARDS	AUS	Kawasaki ParkinGO Team	Kawasaki Ninja 400	A	2'10.944	2.845	0.033	11	139,580	187,2
17	66 D. OTTEN	NED	MTM Racing Team	Kawasaki Ninja 400	A	2'10.945	2.846	0.001	12	139,579	192,5
18	11 K. ARDUINI	ITA	2R Racing Team	Kawasaki Ninja 400	A	2'11.183	3.084	0.238	9	139,326	188,5
19	5 G. ERILL	ESP	DEZA - BOX 77 Racing	Kawasaki Ninja 400	A	2'11.299	3.200	0.116	11	139,203	190,1
20	15 M. BASTIANELLI	ITA	Prodina IRCOS Kawasaki	Kawasaki Ninja 400	A	2'11.619	3.520	0.320	11	138,864	191,5
21	42 M. GARCIA	ESP	DS Junior Team	Kawasaki Ninja 400	A	2'11.728	3.629	0.109	9	138,750	190,8
22	52 O. KÖNIG	CZE	ACCR Czech Talent Team - Willi Race	Kawasaki Ninja 400	A	2'12.386	4.287	0.658	12	138,060	191,2
23	79 T. ALONSO	POR	Kawasaki GP Project	Kawasaki Ninja 400	A	2'13.483	5.384	1.097	11	136,925	189,5
24	33 K. HARTMANN	FRA	Team MHP Racing-Patrick Pons	Yamaha YZF-R3	A	2'13.890	5.791	0.407	10	136,509	184,9
25	9 S. NAUD	FRA	Flembbo Leader Team	Kawasaki Ninja 400	A	2'14.591	6.492	0.701	12	135,798	191,2
26	84 K. ALOISI	ITA	DS Junior Team	Kawasaki Ninja 400	A	2'16.091	7.992	1.500	9	134,301	184,0

Qualifying Lap Time (107% of 2'08.099): 2'17.067

AIR	Humidity:	42%	Temp:	15°C
TRACK	Condition:	Dry	Temp:	26°C

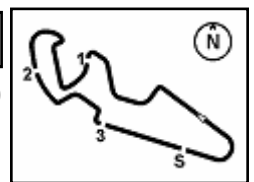
Records	Pole	(SP2)	2018	M.Perez	2'07.938	142,860	Km/h
	Race	(RC)	2018	K.Meuffels	2'08.510	142,220	Km/h
	All Times	(SP2)	2018	M.Perez	2'07.938	142,860	Km/h

Start 05/04/2019 13:30 End 14:02 The results are provisional until the end of the time limit for protests and appeals and the completion of the technical checks.

These data/results cannot be reproduced, stored and/or transmitted in whole or in part by any manner of electronic, mechanical, photocopying, recording, broadcasting or otherwise now known or herein after developed without the previous express consent by the copyright owner, except for reproduction in daily press and regular printed publications on sale to the public within 60 days of the event related to those data/results and always provided that copyright symbol appears together as follows below.

© DORNA WSBK ORGANIZATION Srl 2019





Motocard Aragon Round, 5-7 April 2019

Results Free Practice 2nd Session Gr.A

Session Highlights

Local Time	No. Rider	Description
13.30.00		Start
13.33.08	13 D. IOZZO	On Asphalt - Re-Joined - Turn 1
13.33.47	11 K. ARDUINI	Current Lap Cancelled - Exceeded Track Limits - Turn 7
13.35.15	52 O. KÖNIG	On Asphalt - Re-Joined - Turn 1
13.35.16	47 F. HERNANDEZ MOYANO	On Asphalt - Re-Joined - Turn 1
13.36.44	55 G. HENDRA PRATAMA	Current Lap Cancelled - Exceeded Track Limits - Turn 11
13.37.23	16 M. LUNA BAYEN	On Asphalt - Re-Joined - Turn 1
13.38.16	41 J. JAHNIG	On Asphalt - Re-Joined - Turn 1
13.38.55	64 H. DE CANCELLIS	On Asphalt - Re-Joined - Turn 1
13.40.34	64 H. DE CANCELLIS	On Asphalt - Re-Joined - Turn 1
13.43.11	6 R. SCHOTMAN	On Asphalt - Re-Joined - Turn 12
13.43.33	84 K. ALOISI	On Asphalt - Re-Joined - Turn 1
13.44.19	19 B. MOLINA	On Asphalt - Re-Joined - Turn 1
13.44.19	22 N. KALININ	On Asphalt - Re-Joined - Turn 1
13.44.33	79 T. ALONSO	On Asphalt - Re-Joined - Turn 5
13.45.40	47 F. HERNANDEZ MOYANO	Lap Cancelled (2'20.231) - Exceeded Track Limits - Turn 17
13.45.44	19 B. MOLINA	Lap Cancelled (2'11.177) - Exceeded Track Limits - Turn 17
13.46.03	47 F. HERNANDEZ MOYANO	Lap Cancelled (2'09.925) - Exceeded Track Limits - Turn 17
13.46.18	19 B. MOLINA	Lap Cancelled (2'28.489) - Exceeded Track Limits - Turn 17
13.48.09	9 S. NAUD	On Asphalt - Re-Joined - Turn 1
13.49.17	11 K. ARDUINI	On Asphalt - Re-Joined - Turn 7
13.49.53	22 N. KALININ	On Asphalt - Re-Joined - Turn 5
13.50.49	64 H. DE CANCELLIS	On Asphalt - Re-Joined - Turn 5
13.51.17	66 D. OTTEN	On Asphalt - Re-Joined - Turn 1
13.52.22	66 D. OTTEN	On Asphalt - Re-Joined - Turn 12
13.52.44	71 T. EDWARDS	On Asphalt - Re-Joined - Turn 1
13.53.41	15 M. BASTIANELLI	Technical Problem - Turn 5
13.54.26	18 M. GONZALEZ	On Asphalt - Re-Joined - Turn 11
13.54.43	5 G. ERILL	Current Lap Cancelled - Exceeded Track Limits - Turn 11
13.56.11	19 B. MOLINA	Crashed - Turn 5
13.58.57	17 K. MEUFFELS	Crashed - Turn 12
13.59.47	17 K. MEUFFELS	Re-joined
14.02.29		End Of Session

Fastest Laps Sequence

No.	Rider	Nat	Team	Bike	Local Time	Time	Gap	Avg
1	A. CARRASCO	ESP	Kawasaki Provec WorldSSP300	Kawasaki Ninja 400	13:34'25.417	2'11.888		138,581
22	N. KALININ	UKR	Nutec - RT Motorsports by SKM - Kawasaki	Kawasaki Ninja 400	13:34'52.414	2'11.011	-0.877	139,509
55	G. HENDRA PRATAMA	INA	Semakin Di Depan Biblion Motoxrcing	Yamaha YZF-R3	13:35'11.188	2'10.328	-0.683	140,240
41	J. JAHNIG	GER	Freudenberg KTM Junior Team	KTM RC 390 R	13:35'34.280	2'10.239	-0.089	140,336
6	R. SCHOTMAN	NED	Kawasaki MOTOPOST	Kawasaki Ninja 400	13:37'04.823	2'10.145	-0.094	140,437
64	H. DE CANCELLIS	FRA	Team Trasimeno	Yamaha YZF-R3	13:37'45.917	2'09.716	-0.429	140,902
18	M. GONZALEZ	ESP	Kawasaki ParkinGO Team	Kawasaki Ninja 400	13:37'59.326	2'09.667	-0.049	140,955
55	G. HENDRA PRATAMA	INA	Semakin Di Depan Biblion Motoxrcing	Yamaha YZF-R3	13:39'30.281	2'09.562	-0.105	141,069
64	H. DE CANCELLIS	FRA	Team Trasimeno	Yamaha YZF-R3	13:39'55.126	2'09.209	-0.353	141,455
55	G. HENDRA PRATAMA	INA	Semakin Di Depan Biblion Motoxrcing	Yamaha YZF-R3	13:41'38.833	2'08.552	-0.657	142,177
41	J. JAHNIG	GER	Freudenberg KTM Junior Team	KTM RC 390 R	13:55'16.941	2'08.231	-0.321	142,533
17	K. MEUFFELS	NED	Freudenberg KTM WorldSSP Team	KTM RC 390 R	13:57'25.491	2'08.099	-0.132	142,680

05/04/2019 Start 13:30 End 14:02 The results are provisional until the end of the time limit for protests and appeals and the completion of the technical checks.

These data/results cannot be reproduced, stored and/or transmitted in whole or in part by any manner of electronic, mechanical, photocopying, recording, broadcasting or otherwise now known or herein after developed without the previous express consent by the copyright owner, except for reproduction in daily press and regular printed publications on sale to the public within 60 days of the event related to those data/results and always provided that copyright symbol appears together as follows below.

© DORNA WSBK ORGANIZATION Srl 2019



Motocard Aragon Round, 5-7 April 2019

Best Sectors & Speed Free Practice 2nd Session Gr.A

MotorLand Aragon 5.077 m

BEST LAP		
1	17 K. MEUFFELS	KTM RC 390 R 2'08.099
2	41 J. JAHNIG	KTM RC 390 R 2'08.231
3	55 G. HENDRA PRATAMA	Yamaha YZF-R3 2'08.552
4	18 M. GONZALEZ	Kawasaki Ninja 400 2'08.885
5	64 H. DE CANCELLIS	Yamaha YZF-R3 2'09.209
6	8 M. PEREZ	Kawasaki Ninja 400 2'09.625
7	6 R. SCHOTMAN	Kawasaki Ninja 400 2'09.704
8	1 A. CARRASCO	Kawasaki Ninja 400 2'09.828
9	22 N. KALININ	Kawasaki Ninja 400 2'10.054
10	47 F. HERNANDEZ MOYANO	Yamaha YZF-R3 2'10.068
11	28 O. BONOLI	Yamaha YZF-R3 2'10.271
12	13 D. IOZZO	Kawasaki Ninja 400 2'10.327
13	16 M. LUNA BAYEN	Kawasaki Ninja 400 2'10.533
14	7 E. GOHARA KAWAKAMI	Yamaha YZF-R3 2'10.632
15	19 B. MOLINA	Yamaha YZF-R3 2'10.911
16	71 T. EDWARDS	Kawasaki Ninja 400 2'10.944
17	66 D. OTTEN	Kawasaki Ninja 400 2'10.945
18	11 K. ARDUINI	Kawasaki Ninja 400 2'11.183
19	5 G. ERILL	Kawasaki Ninja 400 2'11.299
20	15 M. BASTIANELLI	Kawasaki Ninja 400 2'11.619
21	42 M. GARCIA	Kawasaki Ninja 400 2'11.728
22	52 O. KÖNIG	Kawasaki Ninja 400 2'12.386
23	79 T. ALONSO	Kawasaki Ninja 400 2'13.483
24	33 K. HARTMANN	Yamaha YZF-R3 2'13.890
25	9 S. NAUD	Kawasaki Ninja 400 2'14.591
26	84 K. ALOISI	Kawasaki Ninja 400 2'16.091

SPEED		
1	6 R. SCHOTMAN	Kawasaki Ninja 400 197,8
2	17 K. MEUFFELS	KTM RC 390 R 197,4
3	41 J. JAHNIG	KTM RC 390 R 196,0
4	19 B. MOLINA	Yamaha YZF-R3 193,9
5	28 O. BONOLI	Yamaha YZF-R3 193,5
6	13 D. IOZZO	Kawasaki Ninja 400 193,2
7	22 N. KALININ	Kawasaki Ninja 400 193,2
8	16 M. LUNA BAYEN	Kawasaki Ninja 400 192,9
9	55 G. HENDRA PRATAMA	Yamaha YZF-R3 192,9
10	66 D. OTTEN	Kawasaki Ninja 400 192,5
11	64 H. DE CANCELLIS	Yamaha YZF-R3 191,8
12	15 M. BASTIANELLI	Kawasaki Ninja 400 191,5
13	8 M. PEREZ	Kawasaki Ninja 400 191,5
14	1 A. CARRASCO	Kawasaki Ninja 400 191,2
15	52 O. KÖNIG	Kawasaki Ninja 400 191,2
16	9 S. NAUD	Kawasaki Ninja 400 191,2
17	42 M. GARCIA	Kawasaki Ninja 400 190,8
18	47 F. HERNANDEZ MOYANO	Yamaha YZF-R3 190,1
19	5 G. ERILL	Kawasaki Ninja 400 190,1
20	18 M. GONZALEZ	Kawasaki Ninja 400 189,8
21	7 E. GOHARA KAWAKAMI	Yamaha YZF-R3 189,8
22	79 T. ALONSO	Kawasaki Ninja 400 189,5
23	11 K. ARDUINI	Kawasaki Ninja 400 188,5
24	71 T. EDWARDS	Kawasaki Ninja 400 187,2
25	33 K. HARTMANN	Yamaha YZF-R3 184,9
26	84 K. ALOISI	Kawasaki Ninja 400 184,0

SEG. 1		
1	41 J. JAHNIG	35.475
2	17 K. MEUFFELS	35.605
3	18 M. GONZALEZ	35.755
4	55 G. HENDRA PRATAMA	35.809
5	64 H. DE CANCELLIS	35.845
6	22 N. KALININ	36.070
7	8 M. PEREZ	36.073
8	71 T. EDWARDS	36.087
9	7 E. GOHARA KAWAKAM	36.108
10	13 D. IOZZO	36.169
11	47 F. HERNANDEZ MOYAN	36.195
12	6 R. SCHOTMAN	36.271
13	5 G. ERILL	36.330
14	16 M. LUNA BAYEN	36.361
15	1 A. CARRASCO	36.396
16	19 B. MOLINA	36.442
17	11 K. ARDUINI	36.507
18	66 D. OTTEN	36.541
19	15 M. BASTIANELLI	36.630
20	52 O. KÖNIG	36.637
21	28 O. BONOLI	36.660
22	42 M. GARCIA	36.700
23	79 T. ALONSO	36.840
24	33 K. HARTMANN	37.209
25	9 S. NAUD	37.479
26	84 K. ALOISI	38.376

SEG. 2		
1	55 G. HENDRA PRATAMA	35.345
2	17 K. MEUFFELS	35.395
3	18 M. GONZALEZ	35.459
4	41 J. JAHNIG	35.490
5	64 H. DE CANCELLIS	35.505
6	1 A. CARRASCO	35.593
7	6 R. SCHOTMAN	35.742
8	22 N. KALININ	35.752
9	28 O. BONOLI	35.810
10	47 F. HERNANDEZ MOYAN	35.812
11	13 D. IOZZO	35.931
12	8 M. PEREZ	35.944
13	11 K. ARDUINI	35.974
14	19 B. MOLINA	36.091
15	7 E. GOHARA KAWAKAM	36.117
16	66 D. OTTEN	36.137
17	16 M. LUNA BAYEN	36.165
18	5 G. ERILL	36.244
19	42 M. GARCIA	36.408
20	71 T. EDWARDS	36.428
21	15 M. BASTIANELLI	36.436
22	52 O. KÖNIG	36.573
23	33 K. HARTMANN	36.667
24	79 T. ALONSO	36.852
25	9 S. NAUD	37.368
26	84 K. ALOISI	37.369

SEG. 3		
1	18 M. GONZALEZ	23.410
2	47 F. HERNANDEZ MOYAN	23.437
3	8 M. PEREZ	23.487
4	41 J. JAHNIG	23.536
5	55 G. HENDRA PRATAMA	23.547
6	64 H. DE CANCELLIS	23.568
7	22 N. KALININ	23.642
8	13 D. IOZZO	23.690
9	17 K. MEUFFELS	23.701
10	15 M. BASTIANELLI	23.734
11	16 M. LUNA BAYEN	23.734
12	7 E. GOHARA KAWAKAM	23.737
13	28 O. BONOLI	23.750
14	11 K. ARDUINI	23.769
15	71 T. EDWARDS	23.787
16	6 R. SCHOTMAN	23.798
17	1 A. CARRASCO	23.842
18	66 D. OTTEN	23.904
19	42 M. GARCIA	23.906
20	52 O. KÖNIG	23.973
21	5 G. ERILL	23.988
22	19 B. MOLINA	24.132
23	79 T. ALONSO	24.332
24	33 K. HARTMANN	24.448
25	9 S. NAUD	24.515
26	84 K. ALOISI	24.966

SEG. 4		
1	17 K. MEUFFELS	33.128
2	55 G. HENDRA PRATAMA	33.441
3	41 J. JAHNIG	33.452
4	64 H. DE CANCELLIS	33.634
5	28 O. BONOLI	33.804
6	6 R. SCHOTMAN	33.806
7	22 N. KALININ	33.906
8	1 A. CARRASCO	33.949
9	66 D. OTTEN	33.953
10	13 D. IOZZO	33.976
11	19 B. MOLINA	33.982
12	18 M. GONZALEZ	34.018
13	16 M. LUNA BAYEN	34.022
14	8 M. PEREZ	34.121
15	71 T. EDWARDS	34.269
16	15 M. BASTIANELLI	34.330
17	47 F. HERNANDEZ MOYAN	34.340
18	42 M. GARCIA	34.399
19	5 G. ERILL	34.420
20	11 K. ARDUINI	34.461
21	7 E. GOHARA KAWAKAM	34.469
22	33 K. HARTMANN	34.785
23	52 O. KÖNIG	34.824
24	79 T. ALONSO	34.866
25	9 S. NAUD	34.949
26	84 K. ALOISI	35.380

05/04/2019

These data/results cannot be reproduced, stored and/or transmitted in whole or in part by any manner of electronic, mechanical, photocopying, recording, broadcasting or otherwise now known or herein after developed without the previous express consent by the copyright owner, except for reproduction in daily press and regular printed publications on sale to the public within 60 days of the event related to those data/results and always provided that copyright symbol appears together as follows below.

© DORNA WSBK ORGANIZATION Srl 2019



Official Fuel Supplier

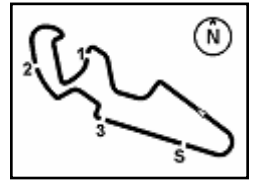


FICR PERUGIA TIMING

Official Tyre Supplier



Official Timekeeper



MotorLand Aragon 5.077 m

Motocard Aragon Round, 5-7 April 2019

Ideal Times Free Practice 2nd Session Gr.A

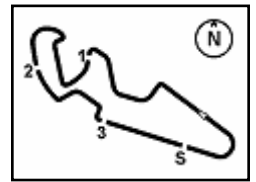
No.	Rider	Nat	Bike	Seg. 1	Seg. 2	Seg. 3	Seg. 4	Ideal Time		
				Diff. 1	Diff. 2	Diff. 3	Diff. 4	Best Lap	Pos.	Diff.
1	17 K. MEUFFELS	NED	KTM RC 390 R	35.605 +0.034	35.395	23.701	33.128 +0.236	2'07.829 2'08.099	1	0.270
2	41 J. JAHNIG	GER	KTM RC 390 R	35.475	35.490 +0.023	23.536	33.452 +0.255	2'07.953 2'08.231	2	0.278
3	55 G. HENDRA PRATAMA	INA	Yamaha YZF-R3	35.809 +0.134	35.345 +0.180	23.547 +0.096	33.441	2'08.142 2'08.552	3	0.410
4	64 H. DE CANCELLIS	FRA	Yamaha YZF-R3	35.845 +0.156	35.505 +0.284	23.568 +0.217	33.634	2'08.552 2'09.209	5	0.657
5	18 M. GONZALEZ	ESP	Kawasaki Ninja 400	35.755 +0.115	35.459	23.410 +0.128	34.018	2'08.642 2'08.885	4	0.243
6	22 N. KALININ	UKR	Kawasaki Ninja 400	36.070 +0.353	35.752 +0.281	23.642 +0.050	33.906	2'09.370 2'10.054	9	0.684
7	6 R. SCHOTMAN	NED	Kawasaki Ninja 400	36.271 +0.025	35.742 +0.062	23.798	33.806	2'09.617 2'09.704	7	0.087
8	8 M. PEREZ	ESP	Kawasaki Ninja 400	36.073	35.944	23.487	34.121	2'09.625 2'09.625	6	
9	13 D. IOZZO	RSA	Kawasaki Ninja 400	36.169	35.931 +0.077	23.690	33.976 +0.484	2'09.766 2'10.327	12	0.561
10	1 A. CARRASCO	ESP	Kawasaki Ninja 400	36.396	35.593	23.842	33.949 +0.048	2'09.780 2'09.828	8	0.048
11	47 F. HERNANDEZ MOYA	ESP	Yamaha YZF-R3	36.195	35.812 +0.153	23.437 +0.066	34.340 +0.065	2'09.784 2'10.068	10	0.284
12	28 O. BONOLI	ITA	Yamaha YZF-R3	36.660 +0.169	35.810	23.750 +0.078	33.804	2'10.024 2'10.271	11	0.247
13	16 M. LUNA BAYEN	ESP	Kawasaki Ninja 400	36.361 +0.073	36.165 +0.012	23.734 +0.166	34.022	2'10.282 2'10.533	13	0.251
14	7 E. GOHARA KAWAKAM	BRA	Yamaha YZF-R3	36.108	36.117 +0.006	23.737	34.469 +0.195	2'10.431 2'10.632	14	0.201
15	66 D. OTTEN	NED	Kawasaki Ninja 400	36.541	36.137 +0.064	23.904 +0.034	33.953 +0.312	2'10.535 2'10.945	17	0.410
16	71 T. EDWARDS	AUS	Kawasaki Ninja 400	36.087 +0.049	36.428	23.787 +0.176	34.269 +0.148	2'10.571 2'10.944	16	0.373
17	19 B. MOLINA	CHI	Yamaha YZF-R3	36.442 +0.111	36.091 +0.153	24.132	33.982	2'10.647 2'10.911	15	0.264
18	11 K. ARDUINI	ITA	Kawasaki Ninja 400	36.507 +0.146	35.974	23.769 +0.078	34.461 +0.248	2'10.711 2'11.183	18	0.472
19	5 G. ERILL	ESP	Kawasaki Ninja 400	36.330	36.244	23.988 +0.073	34.420 +0.244	2'10.982 2'11.299	19	0.317
20	15 M. BASTIANELLI	ITA	Kawasaki Ninja 400	36.630 +0.165	36.436 +0.049	23.734 +0.275	34.330	2'11.130 2'11.619	20	0.489
21	42 M. GARCIA	ESP	Kawasaki Ninja 400	36.700 +0.176	36.408	23.906	34.399 +0.139	2'11.413 2'11.728	21	0.315
22	52 O. KÖNIG	CZE	Kawasaki Ninja 400	36.637	36.573 +0.028	23.973 +0.163	34.824 +0.188	2'12.007 2'12.386	22	0.379
23	79 T. ALONSO	POR	Kawasaki Ninja 400	36.840 +0.436	36.852 +0.051	24.332 +0.106	34.866	2'12.890 2'13.483	23	0.593
24	33 K. HARTMANN	FRA	Yamaha YZF-R3	37.209	36.667	24.448 +0.531	34.785 +0.250	2'13.109 2'13.890	24	0.781
25	9 S. NAUD	FRA	Kawasaki Ninja 400	37.479 +0.139	37.368 +0.019	24.515	34.949 +0.122	2'14.311 2'14.591	25	0.280
26	84 K. ALOISI	ITA	Kawasaki Ninja 400	38.376	37.369	24.966	35.380	2'16.091 2'16.091	26	
Overall Ideal Time				35.475	35.345	23.410	33.128	2'07.358		

05/04/2019

These data/results cannot be reproduced, stored and/or transmitted in whole or in part by any manner of electronic, mechanical, photocopying, recording, broadcasting or otherwise now known or herein after developed without the previous express consent by the copyright owner, except for reproduction in daily press and regular printed publications on sale to the public within 60 days of the event related to those data/results and always provided that copyright symbol appears together as follows below.

© DORNA WSBK ORGANIZATION Srl 2019





Motocard Aragon Round, 5-7 April 2019

Chronological Analysis Free Practice 2nd Session Gr.A

MotorLand Aragon 5.077 m

1 / 4

1° 17 K. MEUFFELS (2'08.099)							
Lap	Seg.1	Seg.2	Seg.3	Seg.4	Lap Time	km/h	Local Time
1		38.489	25.328	34.214	191,2	13:33'23.408	
2	36.762	36.238	24.207	33.905	2'11.112	189,8	13:35'34.520
3	36.011	35.938	24.201	34.034	2'10.184	188,8	13:37'44.704
4	36.075	35.790	23.955	34.007	2'09.827	189,8	13:39'54.531
5	36.596	35.710	23.892	33.128	2'09.326	197,4	13:42'03.857
6	36.967	37.445	24.758	42.926	2'22.096P	176,2	13:44'25.953
7	4'58.332	36.871	24.247	33.928	6'33.378P	188,5	13:50'59.331
8	36.288	35.776	23.883	33.539	2'09.486	188,2	13:53'08.817
9	35.680	35.487	23.961	33.447	2'08.575	196,0	13:55'17.392
10	35.639	35.395	23.701	33.364	2'08.099	193,2	13:57'25.491
11	35.605	35.836	1'28.539	45.310	3'25.290P	172,0	14:00'50.781

2° 41 J. JAHNIG (2'08.231)							
Lap	Seg.1	Seg.2	Seg.3	Seg.4	Lap Time	km/h	Local Time
1		38.397	25.266	34.633	190,8	13:33'24.041	
2	35.886	35.985	24.098	34.270	2'10.239	187,5	13:35'34.280
3	36.589	35.933	24.102	33.626	2'10.250	192,2	13:37'44.530
4	36.545	35.945	24.028	33.898	2'10.416	196,0	13:39'54.946
5	35.874	35.726	23.876	33.452	2'08.928	193,2	13:42'03.874
6	36.675	37.601	25.300	43.006	2'22.582P	177,9	13:44'26.456
7	4'57.933	36.934	24.283	34.356	6'33.506P	184,6	13:50'59.962
8	35.804	35.633	23.592	33.719	2'08.748	188,8	13:53'08.710
9	35.475	35.513	23.536	33.707	2'08.231	188,5	13:55'16.941
10	35.574	35.490	23.576	33.860	2'08.500	188,5	13:57'25.441
11	36.090	35.974	24.216	34.366	2'10.646	188,2	13:59'36.087
12	36.046	36.892	24.120	34.075	2'11.133	189,1	14:01'47.220

3° 55 G. HENDRA PRATAMA (2'08.552)							
Lap	Seg.1	Seg.2	Seg.3	Seg.4	Lap Time	km/h	Local Time
1		36.424	26.781	34.340	188,5	13:33'00.860	
2	36.437	36.052	23.848	33.991	2'10.328	183,4	13:35'11.188
3	36.154	35.345	23.871	34.161	2'09.531C	184,6	13:37'20.719
4	36.113	35.597	23.790	34.062	2'09.562	187,2	13:39'30.281
5	35.943	35.525	23.643	33.441	2'08.552	192,9	13:41'38.833
6	35.908	36.455	25.913	34.668	2'12.944	181,8	13:43'51.777
7	35.809	36.595	25.976	35.065	2'13.445	172,0	13:46'05.222
8	36.171	35.597	23.547	34.200	2'09.515	185,2	13:48'14.737
9	35.918	35.417	23.881	41.261	2'16.477P	184,9	13:50'31.214

4° 18 M. GONZALEZ (2'08.885)							
Lap	Seg.1	Seg.2	Seg.3	Seg.4	Lap Time	km/h	Local Time
1		36.956	24.291	34.425	187,8	13:33'39.071	
2	36.215	36.080	23.816	34.477	2'10.588	185,6	13:35'49.659
3	35.931	35.734	23.698	34.304	2'09.667	187,2	13:37'59.326
4	39.505	37.071	24.603	34.672	2'15.851	188,5	13:40'15.177
5	35.870	35.459	23.538	34.018	2'08.885	189,8	13:42'24.062
6	35.967	35.697	23.473	34.067	2'09.204	188,5	13:44'33.266
7	36.067	36.807	24.188	40.118	2'17.180P	185,6	13:46'50.446
8	6'37.733	36.486	23.872	34.508	8'12.599P	186,9	13:55'03.045
9	36.005	35.658	23.414	34.072	2'09.149	189,1	13:57'12.194
10	35.755	36.138	25.736	34.799	2'12.428	187,5	13:59'24.622
11	35.880	35.576	23.410	34.076	2'08.942	189,5	14:01'33.564

5° 64 H. DE CANCELLIS (2'09.209)							
Lap	Seg.1	Seg.2	Seg.3	Seg.4	Lap Time	km/h	Local Time
1		39.316	26.786	34.914	184,6	13:33'25.330	
2	36.447	35.990	23.899	34.535	2'10.871	182,4	13:35'36.201
3	36.191	35.505	23.929	34.091	2'09.716	186,9	13:37'45.917
4	36.001	35.789	23.785	33.634	2'09.209	191,8	13:39'55.126
5	38.195	36.786	24.049	33.950	2'12.980	188,8	13:42'08.106

6	36.168	35.891	23.698	33.779	2'09.536	188,2	13:44'17.642
7	36.199	35.904	23.568	34.402	2'10.073	182,4	13:46'27.715
8	37.309	37.343	24.758	40.212	2'19.622P	184,9	13:48'47.337
9	1'56.096	37.573	24.384	34.663	3'32.716P	178,8	13:52'20.053
10	35.845	36.026	23.652	34.525	2'10.048	182,4	13:54'30.101
11	36.363	39.309	29.980	36.949	2'22.601	173,1	13:56'52.702
12	36.201	36.105	23.666	34.535	2'10.507	183,4	13:59'03.209
13	36.263	35.829	23.704	34.203	2'09.999	186,2	14:01'13.208

6° 8 M. PEREZ (2'09.625)							
Lap	Seg.1	Seg.2	Seg.3	Seg.4	Lap Time	km/h	Local Time
1		37.898	24.292	34.884	185,6	13:32'48.294	
2	36.596	36.203	24.225	34.650	2'11.674	183,7	13:34'59.968
3	36.376	35.992	23.735	35.025	2'11.128	182,7	13:37'11.096
4	38.732	37.066	24.052	35.529	2'15.379	180,6	13:39'26.475
5	36.257	36.273	23.976	36.762	2'13.268	160,5	13:41'39.743
6	36.073	35.944	23.487	34.121	2'09.625	191,5	13:43'49.368
7	37.318	37.123	24.243	41.903	2'20.587P	183,7	13:46'09.955
8	5'31.527	36.802	25.612	40.201	7'14.142P	148,6	13:53'24.097
9	37.225	37.080	23.892	34.818	2'13.015	184,3	13:55'37.112
10	36.300	36.569	24.198	34.854	2'11.921	186,9	13:57'49.033
11	36.487	36.250	23.695	34.843	2'11.275	184,6	14:00'00.308

7° 6 R. SCHOTMAN (2'09.704)							
Lap	Seg.1	Seg.2	Seg.3	Seg.4	Lap Time	km/h	Local Time
1		37.562	24.594	34.399	191,5	13:32'42.815	
2	36.875	36.402	24.183	34.403	2'11.863	188,2	13:34'54.678
3	36.433	35.742	23.938	34.032	2'10.145	189,5	13:37'04.823
4	36.394	35.940	24.248	35.786	2'12.368	180,9	13:39'17.191
5	36.296	35.804	23.798	33.806	2'09.704	197,8	13:41'26.895
6	36.310	35.841	32.264	34.884	2'19.299	188,2	13:43'46.194
7	36.400	36.110	24.196	40.773	2'17.479P	185,6	13:46'03.673
8	4'39.538	37.530	24.330	34.423	6'15.821P	187,2	13:52'19.494
9	36.271	37.048	24.028	34.542	2'11.889	187,8	13:54'31.383
10	36.317	36.196	24.201	34.611	2'11.325	183,1	13:56'42.708
11	36.497	36.097	24.170	40.159	2'16.923P	184,9	13:58'59.631

8° 1 A. CARRASCO (2'09.828)							
Lap	Seg.1	Seg.2	Seg.3	Seg.4	Lap Time	km/h	Local Time
1		37.413	24.497	34.368	190,5	13:32'13.529	
2	36.817	36.404	24.271	34.396	2'11.888	186,5	13:34'25.417
3	36.575	36.242	24.544	34.620	2'11.981	187,5	13:36'37.398
4	36.558	36.189	24.342	34.572	2'11.661	188,5	13:38'49.059
5	36.550	36.155	24.454	34.361	2'11.520	191,2	13:41'00.579
6	36.672	36.226	24.254	42.363	2'19.515P	191,2	13:43'20.094
7	6'34.235	36.546	24.143	38.230	8'13.154P	131,4	13:51'33.248
8	36.601	35.678	23.989	34.173	2'10.441	187,5	13:53'43.689
9	36.817	36.367	24.431	35.294	2'12.909	182,1	13:55'56.598
10	39.300	38.933	24.073	33.949	2'16.255	188,5	13:58'12.853
11	36.396	35.593	23.842	33.997	2'09.828	189,1	14:00'22.681

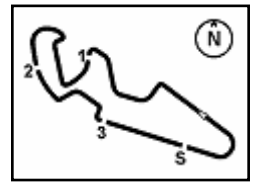
9° 22 N. KALININ (2'10.054)							
Lap	Seg.1	Seg.2	Seg.3	Seg.4	Lap Time	km/h	Local Time
1		37.703	24.320	34.315		13:32'41.403	
2	36.656	36.239	24.034	34.082	2'11.011		13:34'52.414
3	36.650	36.218	23.944	36.330	2'13.142		13:37'05.556
4	36.597	35.912	23.657	34.248	2'10.414		13:39'15.970
5	36.813	35.955	23.800	34.942	2'11.510		13:41'27.480
6	36.222	35.752	24.096	36.925	2'12.995		13:43'40.475
7	48.328	36.112	24.942	41.281	2'30.663P		13:46'11.138
8	3'20.613	37.841	24.297	35.192	4'57.943P	184,3	13:51'09.081
9	36.277	36.701	24.703	38.232	2'15.913	149,0	13:53'24.994

05/04/2019 P = Pits In/Out - C = Lap Time Cancelled

These data/results cannot be reproduced, stored and/or transmitted in whole or in part by any manner of electronic, mechanical, photocopying, recording, broadcasting or otherwise now known or herein after developed without the previous express consent by the copyright owner, except for reproduction in daily press and regular printed publications on sale to the public within 60 days of the event related to those data/results and always provided that copyright symbol appears together as follows below.

© DORNA WSBK ORGANIZATION Srl 2019





Motocard Aragon Round, 5-7 April 2019

Chronological Analysis Free Practice 2nd Session Gr.A

2 / 4

10	36.423	36.033	23.692	33.906	2'10.054	193,2	13:55'35.048	11	36.374	36.376	23.744	34.569	2'11.063	188,2	14:00'49.608
11	36.214	35.908	23.856	34.438	2'10.416	185,9	13:57'45.464	14° 7 E. GOHARA KAWAKAMI (2'10.632)							
12	36.070	35.872	23.800	34.339	2'10.081	185,6	13:59'55.545	Lap	Seg.1	Seg.2	Seg.3	Seg.4	Lap Time	km/h	Local Time
13	36.104	35.950	23.642	34.358	2'10.054	189,5	14:02'05.599	1		37.091	24.349	34.706		186,9	13:32'24.228
10° 47 F. HERNANDEZ MOYANO (2'10.068)								2	36.945	36.586	24.187	35.028	2'12.746	181,2	13:34'36.974
Lap	Seg.1	Seg.2	Seg.3	Seg.4	Lap Time	km/h	Local Time	3	36.781	36.267	24.327	34.777	2'12.152	188,5	13:36'49.126
1		37.461	24.261	34.340	190,1	13:32'21.508	4	36.655	36.287	24.140	35.284	2'12.366	184,0	13:39'01.492	
2	36.511	36.083	24.150	35.302	2'12.046	183,4	13:34'33.554	5	37.001	37.145	23.978	39.468	2'17.592	136,5	13:41'19.084
3	38.058	36.070	23.668	35.069	2'12.865	180,9	13:36'46.419	6	37.408	37.304	24.275	40.496	2'19.483	138,5	13:43'38.567
4	36.447	36.025	23.759	34.634	2'10.865	186,2	13:38'57.284	7	37.141	36.682	24.032	34.584	2'12.439	186,2	13:45'51.006
5	40.008	39.143	27.092	36.183	2'22.426	173,1	13:41'19.710	8	36.802	36.954	24.016	41.635	2'19.407P	186,2	13:48'10.413
6	36.855	37.265	26.762	39.349	2'20.231C	145,6	13:43'39.941	9	5'31.440	37.085	24.712	34.822	7'08.059P	189,8	13:55'18.472
7	36.290	35.812	23.437	34.386	2'09.925C	184,6	13:45'49.866	10	36.408	36.117	24.004	34.469	2'10.998	187,2	13:57'29.470
8	37.533	36.749	23.727	41.821	2'19.830P	189,5	13:48'09.696	11	36.108	36.123	23.737	34.664	2'10.632	183,1	13:59'40.102
9	5'30.407	38.165	24.392	35.315	7'08.279P	181,8	13:55'17.975	12	37.385	37.991	24.189	34.865	2'14.430	185,9	14:01'54.532
10	36.195	35.965	23.503	34.405	2'10.068	187,5	13:57'28.043	15° 19 B. MOLINA (2'10.911)							
11	36.290	35.988	23.763	34.585	2'10.626	184,9	13:59'38.669	Lap	Seg.1	Seg.2	Seg.3	Seg.4	Lap Time	km/h	Local Time
12	36.356	35.913	23.451	34.538	2'10.258	187,5	14:01'48.927	1		39.022	25.335	35.131		186,9	13:32'38.177
11° 28 O. BONOLI (2'10.271)								2	37.893	37.488	24.526	34.448	2'14.355	182,7	13:34'52.532
Lap	Seg.1	Seg.2	Seg.3	Seg.4	Lap Time	km/h	Local Time	3	36.889	36.579	24.522	34.518	2'12.508	186,5	13:37'05.040
1		37.975	24.720	40.905	186,9	13:32'36.369	4	37.717	36.220	24.305	34.380	2'12.622	186,2	13:39'17.662	
2	2'28.208	41.560	25.468	34.909	4'10.145P	181,5	13:36'46.514	5	36.553	36.244	24.132	33.982	2'10.911	192,5	13:41'28.573
3	36.865	36.041	23.858	34.085	2'10.849	193,5	13:38'57.363	6	36.442	36.110	24.261	34.364	2'11.177C	193,9	13:43'39.750
4	40.198	38.180	27.485	35.819	2'21.682	180,3	13:41'19.045	7	52.662	36.835	24.321	34.671	2'28.489C	184,9	13:46'08.239
5	36.738	36.384	23.812	34.172	2'11.106	188,2	13:43'30.151	8	36.616	36.262	24.390	34.844	2'12.112	185,9	13:48'20.351
6	41.373	40.869	23.750	33.946	2'19.938	192,2	13:45'50.089	9	36.590	36.250	24.255	34.600	2'11.695	185,6	13:50'32.046
7	36.987	36.480	24.492	40.517	2'18.476P	184,6	13:48'08.565	10	36.905	36.768	24.338	34.784	2'12.795	184,9	13:52'44.841
8	1'46.154	36.601	23.944	37.923	3'24.622P	137,9	13:51'33.187	11	36.447	36.091	24.177	34.556	2'11.271	185,6	13:54'56.112
9	36.829	35.810	23.828	33.804	2'10.271	189,1	13:53'43.458	16° 71 T. EDWARDS (2'10.944)							
10	36.660	36.210	23.767	34.233	2'10.870	185,9	13:55'54.328	Lap	Seg.1	Seg.2	Seg.3	Seg.4	Lap Time	km/h	Local Time
11	43.451	40.098	25.344	35.142	2'24.035	177,9	13:58'18.363	1		37.738	24.624	34.666		185,6	13:33'41.656
12	37.994	37.889	26.645	43.155	2'25.683P	187,5	14:00'44.046	2	37.628	37.145	24.133	34.854	2'13.760	179,7	13:35'55.416
12° 13 D. IOZZO (2'10.327)								3	38.300	36.733	24.458	34.536	2'14.027	184,9	13:38'09.443
Lap	Seg.1	Seg.2	Seg.3	Seg.4	Lap Time	km/h	Local Time	4	36.719	36.655	24.264	34.523	2'12.161	186,9	13:40'21.604
1		39.142	25.007	35.504	186,2	13:32'31.256	5	38.210	37.087	25.030	40.816	2'21.143P	185,6	13:42'42.747	
2	40.407	37.649	25.726	38.471	2'22.253	175,3	13:34'53.509	6	3'49.148	36.769	24.090	34.761	5'24.768P	185,6	13:48'07.515
3	36.749	36.540	24.159	33.976	2'11.424	193,2	13:37'04.933	7	36.700	36.573	23.787	34.269	2'11.329	187,2	13:50'18.844
4	36.388	35.954	24.269	34.568	2'11.179	189,1	13:39'16.112	8	36.087	36.541	23.795	34.626	2'11.049	182,4	13:52'29.893
5	36.816	35.931	23.873	34.398	2'11.018	190,1	13:41'27.130	9	42.388	37.613	24.872	38.488	2'23.361	170,3	13:54'53.254
6	36.169	36.008	23.690	34.460	2'10.327	186,9	13:43'37.457	10	36.512	36.677	24.061	34.917	2'12.167	177,0	13:57'05.421
7	36.514	37.069	24.247	34.745	2'12.575	187,8	13:45'50.032	11	36.136	36.428	23.963	34.417	2'10.944	185,2	13:59'16.365
8	36.694	37.522	24.135	35.306	2'13.657	184,6	13:48'03.689	12	36.356	36.520	24.085	34.323	2'11.284	186,5	14:01'27.649
9	37.282	36.484	23.987	34.927	2'12.680	182,4	13:50'16.369	17° 66 D. OTTEN (2'10.945)							
10	36.858	38.469	23.844	34.554	2'13.725	182,1	13:52'30.094	Lap	Seg.1	Seg.2	Seg.3	Seg.4	Lap Time	km/h	Local Time
11	37.873	37.200	24.900	43.905	2'23.878P	174,5	13:54'53.972	1		37.420	24.353	34.642		188,8	13:32'45.045
12	1'52.216	37.760	25.351	34.967	3'30.294P	182,1	13:58'24.266	2	37.138	36.797	24.115	34.794	2'12.844	184,3	13:34'57.889
13	36.793	36.491	24.109	34.326	2'11.719	189,5	14:00'35.985	3	37.528	36.901	23.993	35.096	2'13.518	183,7	13:37'11.407
13° 16 M. LUNA BAYEN (2'10.533)								4	37.043	36.584	24.517	35.076	2'13.220	187,5	13:39'24.627
Lap	Seg.1	Seg.2	Seg.3	Seg.4	Lap Time	km/h	Local Time	5	37.631	36.459	24.051	34.580	2'12.721	190,1	13:41'37.348
1		37.848	25.194	34.298	192,2	13:32'19.383	6	36.937	36.540	24.007	34.345	2'11.829	189,5	13:43'49.177	
2	37.028	37.882	24.888	34.675	2'14.473	182,4	13:34'33.856	7	37.903	36.769	23.945	42.470	2'21.087P	183,7	13:46'10.264
3	37.086	36.463	23.821	34.748	2'12.118	186,5	13:36'45.974	8	2'45.954	36.901	24.631	36.556	4'24.042P	180,6	13:50'34.306
4	43.429	38.521	24.311	35.995	2'22.256	159,5	13:39'08.230	9	40.126	44.915	31.629	35.514	2'32.184	180,9	13:53'06.490
5	36.434	36.177	23.900	34.022	2'10.533	192,9	13:41'18.763	10	36.870	36.434	24.383	33.953	2'11.640	192,5	13:55'18.130
6	37.575	37.169	24.436	39.499	2'18.679P	187,2	13:43'37.442	11	36.541	36.201	23.938	34.265	2'10.945	188,8	13:57'29.075
7	6'46.974	39.044	25.493	36.187	8'27.698P	172,2	13:52'05.140	12	36.817	36.137	23.997	34.070	2'11.021	190,5	13:59'40.096
8	36.361	36.189	23.876	34.858	2'11.284	185,9	13:54'16.424	13	37.024	37.444	23.904	35.272	2'13.644	186,2	14:01'53.740
9	36.395	36.165	23.734	34.654	2'10.948	187,2	13:56'27.372								
10	36.476	36.447	23.809	34.441	2'11.173	187,2	13:58'38.545								

05/04/2019 P = Pits In/Out - C = Lap Time Cancelled

These data/results cannot be reproduced, stored and/or transmitted in whole or in part by any manner of electronic, mechanical, photocopying, recording, broadcasting or otherwise now known or herein after developed without the previous express consent by the copyright owner, except for reproduction in daily press and regular printed publications on sale to the public within 60 days of the event related to those data/results and always provided that copyright symbol appears together as follows below.

© DORNA WSBK ORGANIZATION Srl 2019



Official Fuel Supplier

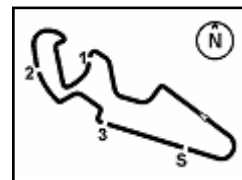


FKR PERGOIA TIMING

Official Tyre Supplier



Official Timekeeper



MotorLand Aragon 5.077 m

Motocard Aragon Round, 5-7 April 2019

Chronological Analysis Free Practice 2nd Session Gr.A

3 / 4

18° 11 K. ARDUINI (2'11.183)							
Lap	Seg.1	Seg.2	Seg.3	Seg.4	Lap Time	km/h	Local Time
1		37.871	24.500	34.691	184,0	13:32'48.395	
2	36.701	36.044	24.048	34.768	2'11.561C	182,1	13:34'59.956
3	36.653	35.974	23.847	34.709	2'11.183	184,6	13:37'11.139
4	36.810	36.645	24.368	43.216	2'21.039P	182,4	13:39'32.178
5	9'19.095	36.886	24.216	34.916	10'55.113P	184,3	13:50'27.291
6	36.960	36.457	24.022	35.106	2'12.545	180,0	13:52'39.836
7	37.023	36.525	23.769	35.054	2'12.371	181,5	13:54'52.207
8	36.808	36.534	23.961	35.020	2'12.323	182,4	13:57'04.530
9	36.982	36.917	23.906	34.461	2'12.266	185,6	13:59'16.796
10	36.507	36.340	23.823	34.617	2'11.287	188,5	14:01'28.083

19° 5 G. ERILL (2'11.299)							
Lap	Seg.1	Seg.2	Seg.3	Seg.4	Lap Time	km/h	Local Time
1		38.084	24.927	34.953	186,2	13:32'54.983	
2	37.506	37.059	24.305	35.136	2'14.006	182,1	13:35'08.989
3	37.014	36.825	24.087	34.420	2'12.346	190,1	13:37'21.335
4	36.834	36.671	24.308	34.598	2'12.411	187,8	13:39'33.746
5	37.030	36.856	24.095	34.963	2'12.944	188,5	13:41'46.690
6	37.184	36.856	23.997	40.848	2'18.885P	186,5	13:44'05.575
7	5'19.115	36.803	24.317	34.455	6'54.690P	188,8	13:51'00.265
8	36.330	36.244	24.061	34.664	2'11.299	185,9	13:53'11.564
9	36.784	36.557	24.065	34.756	2'12.162C	185,9	13:55'23.726
10	37.127	38.788	24.765	34.662	2'15.342	185,2	13:57'39.068
11	36.705	36.612	24.086	35.536	2'12.939	184,9	13:59'52.007
12	36.863	36.667	23.988	34.614	2'12.132	186,9	14:02'04.139

20° 15 M. BASTIANELLI (2'11.619)							
Lap	Seg.1	Seg.2	Seg.3	Seg.4	Lap Time	km/h	Local Time
1		37.918	24.615	35.069	189,5	13:32'26.338	
2	37.499	37.258	24.248	34.974	2'13.979	184,9	13:34'40.317
3	37.006	36.840	24.184	34.984	2'13.014	186,5	13:36'53.331
4	37.048	36.778	24.247	37.823	2'15.896	187,5	13:39'09.227
5	37.974	37.581	24.119	39.012	2'18.686	140,8	13:41'27.913
6	36.630	36.436	23.734	41.873	2'18.673P	190,8	13:43'46.586
7	5'05.246	36.966	24.159	34.828	6'41.199P	188,8	13:50'27.785
8	36.922	36.500	23.969	34.619	2'12.010	189,8	13:52'39.795
9	41.921	37.123	24.188	35.145	2'18.377	185,9	13:54'58.172
10	36.737	36.588	24.188	34.771	2'12.294	188,5	13:57'10.466
11	36.861	36.662	24.010	34.654	2'12.187	187,8	13:59'22.653
12	36.795	36.485	24.009	34.330	2'11.619	191,5	14:01'34.272

21° 42 M. GARCIA (2'11.728)							
Lap	Seg.1	Seg.2	Seg.3	Seg.4	Lap Time	km/h	Local Time
1		40.280	25.900	42.026	190,8	13:35'18.834	
2	1'04.765	38.170	24.178	34.726	2'41.839P	187,2	13:38'00.673
3	36.839	36.473	24.274	34.761	2'12.347	186,9	13:40'13.020
4	36.968	37.099	24.303	36.850	2'15.220	166,7	13:42'28.240
5	36.876	36.408	23.906	34.538	2'11.728	186,9	13:44'39.968
6	36.700	36.509	23.949	34.813	2'11.971	184,0	13:46'51.939
7	37.289	36.733	24.530	41.388	2'19.940P	186,5	13:49'11.879
8	4'54.484	37.072	24.158	34.818	6'30.532P	186,2	13:55'42.411
9	37.022	36.486	24.141	34.596	2'12.245	186,2	13:57'54.656
10	37.336	36.545	24.110	34.399	2'12.390	186,5	14:00'07.046

22° 52 O. KÖNIG (2'12.386)							
Lap	Seg.1	Seg.2	Seg.3	Seg.4	Lap Time	km/h	Local Time
1		38.835	25.376	35.686	185,9	13:32'18.645	
2	37.658	37.494	24.958	34.876	2'14.986	190,5	13:34'33.631
3	38.843	37.281	24.411	34.834	2'15.369	187,2	13:36'49.000
4	39.543	39.674	24.723	35.222	2'19.162	187,2	13:39'08.162

5	37.010	36.704	24.255	43.526	2'21.495P	189,1	13:41'29.657
6	3'23.975	37.849	24.624	35.717	5'02.165P	181,8	13:46'31.822
7	37.380	36.889	24.390	35.195	2'13.854	185,6	13:48'45.676
8	37.122	36.801	24.245	35.267	2'13.435	183,7	13:50'59.111
9	37.103	36.573	24.479	34.872	2'13.027	189,8	13:53'12.138
10	36.637	36.601	24.136	35.012	2'12.386	189,1	13:55'24.524
11	36.929	36.863	24.855	43.001	2'21.648	121,3	13:57'46.172
12	36.833	36.601	24.290	35.085	2'12.809	185,2	13:59'58.981
13	36.803	37.537	23.973	34.824	2'13.137	191,2	14:02'12.118

23° 79 T. ALONSO (2'13.483)							
Lap	Seg.1	Seg.2	Seg.3	Seg.4	Lap Time	km/h	Local Time
1		39.385	25.463	34.990	189,5	13:32'18.293	
2	37.796	37.534	24.911	35.240	2'15.481	182,4	13:34'33.774
3	38.356	37.337	24.512	35.098	2'15.303	184,3	13:36'49.077
4	37.416	36.997	24.511	35.545	2'14.469	184,9	13:39'03.546
5	37.341	37.195	24.896	35.275	2'14.707	184,0	13:41'18.253
6	37.276	36.903	24.438	34.866	2'13.483	187,5	13:43'31.736
7	46.063	38.659	28.223	43.931	2'36.876P	182,1	13:46'08.612
8	3'21.321	37.572	24.725	35.384	4'59.002P	180,9	13:51'07.614
9	37.259	37.010	24.456	35.312	2'14.037	181,5	13:53'21.651
10	37.040	37.126	24.557	35.205	2'13.928	183,1	13:55'35.579
11	37.025	37.122	24.332	35.059	2'13.538	185,2	13:57'49.117
12	36.840	36.852	25.287	34.947	2'13.926	184,3	14:00'03.043

24° 33 K. HARTMANN (2'13.890)							
Lap	Seg.1	Seg.2	Seg.3	Seg.4	Lap Time	km/h	Local Time
1		37.389	24.667	34.785	184,6	13:32'59.929	
2	37.368	37.008	24.480	35.105	2'13.961	180,9	13:35'13.890
3	37.246	36.797	24.779	35.076	2'13.898	181,8	13:37'27.788
4	37.209	36.667	24.979	35.035	2'13.890	184,9	13:39'41.678
5	37.880	38.276	26.320	36.534	2'19.010	177,0	13:42'00.688
6	39.571	39.426	25.890	35.112	2'19.999	183,1	13:44'20.687
7	37.416	37.166	24.448	35.102	2'14.132	180,9	13:46'34.819
8	41.758	38.233	25.826	42.519	2'28.336P	183,1	13:49'03.155
9	5'20.804	37.610	24.860	35.250	6'58.524P	182,7	13:56'01.679
10	38.733	37.145	24.788	35.051	2'15.717	182,1	13:58'17.396
11	38.861	37.701	25.317	35.028	2'16.907	184,0	14:00'34.303

25° 9 S. NAUD (2'14.591)							
Lap	Seg.1	Seg.2	Seg.3	Seg.4	Lap Time	km/h	Local Time
1		39.956	25.620	34.982	191,2	13:32'32.005	
2	38.547	38.434	25.284	35.336	2'17.601	182,1	13:34'49.606
3	37.728	37.990	24.851	35.297	2'15.866	182,4	13:37'05.472
4	37.863	37.368	25.063	35.291	2'15.585	187,5	13:39'21.057
5	37.840	37.675	25.066	41.549	2'22.130P	185,9	13:41'43.187
6	1'58.551	38.780	26.877	37.019	3'41.227P	167,7	13:45'24.414
7	37.888	38.040	24.999	36.168	2'17.095	181,8	13:47'41.509
8	43.339	38.912	25.322	34.949	2'22.522	185,2	13:50'04.031
9	38.001	37.855	24.873	35.073	2'15.802	183,4	13:52'19.833
10	37.618	37.387	24.515	35.071	2'14.591	185,6	13:54'34.424
11	37.479	37.754	24.855	35.045	2'15.133	184,9	13:56'49.557
12	37.639	37.805	24.800	35.093	2'15.337	185,2	13:59'04.894
13	37.690	37.718	24.676	35.105	2'15.189	186,2	14:01'20.083

26° 84 K. ALOISI (2'16.091)							
Lap	Seg.1	Seg.2	Seg.3	Seg.4	Lap Time	km/h	Local Time
1		41.100	28.219	37.033	175,6	13:36'00.521	
2	39.030	38.159	26.352	36.504	2'20.045	177,6	13:38'20.566
3	41.695	38.362	26.265	36.011	2'22.333	180,9	13:40'42.899
4	38.464	37.768	25.279	35.528	2'17.039	182,4	13:42'59.938
5	41.477	37.921	25.495	35.981	2'20.874	177,6	13:45'20.812
6	45.212	38.580	25.928	44.076	2'33.796P	179,1	13:47'54.608

05/04/2019 P = Pits In/Out - C = Lap Time Cancelled

These data/results cannot be reproduced, stored and/or transmitted in whole or in part by any manner of electronic, mechanical, photocopying, recording, broadcasting or otherwise now known or herein after developed without the previous express consent by the copyright owner, except for reproduction in daily press and regular printed publications on sale to the public within 60 days of the event related to those data/results and always provided that copyright symbol appears together as follows below.

© DORNA WSBK ORGANIZATION Srl 2019



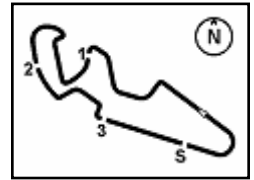
Official Fuel Supplier



Official Tyre Supplier



Official Timekeeper



Motocard Aragon Round, 5-7 April 2019

Chronological Analysis Free Practice 2nd Session Gr.A

7	2'40.454	38.528	25.609	36.122	4'20.713P	176,8	13:52'15.321
8	39.757	41.589	27.748	42.705	2'31.799P	178,8	13:54'47.120
9	2'47.515	38.102	25.924	35.791	4'27.332P	180,0	13:59'14.452
10	38.376	37.369	24.966	35.380	2'16.091	184,0	14:01'30.543

05/04/2019 P = Pits In/Out - C = Lap Time Cancelled

These data/results cannot be reproduced, stored and/or transmitted in whole or in part by any manner of electronic, mechanical, photocopying, recording, broadcasting or otherwise now known or herein after developed without the previous express consent by the copyright owner, except for reproduction in daily press and regular printed publications on sale to the public within 60 days of the event related to those data/results and always provided that copyright symbol appears together as follows below.

© DORNA WSBK ORGANIZATION Srl 2019



Official Fuel Supplier

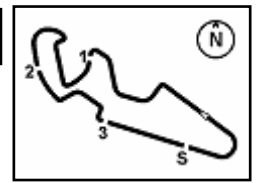


FKR PERUGIA TIMING

Official Tyre Supplier



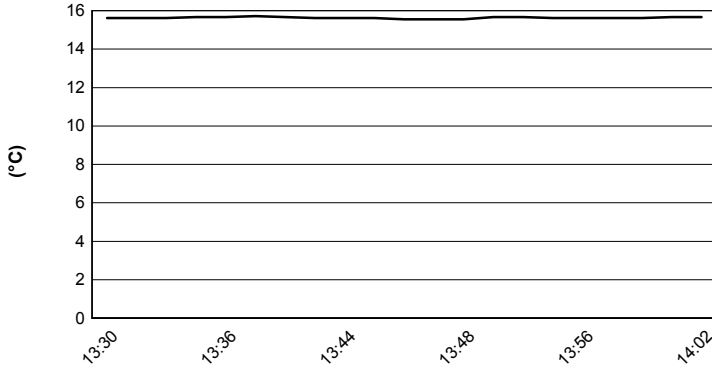
Official Timekeeper



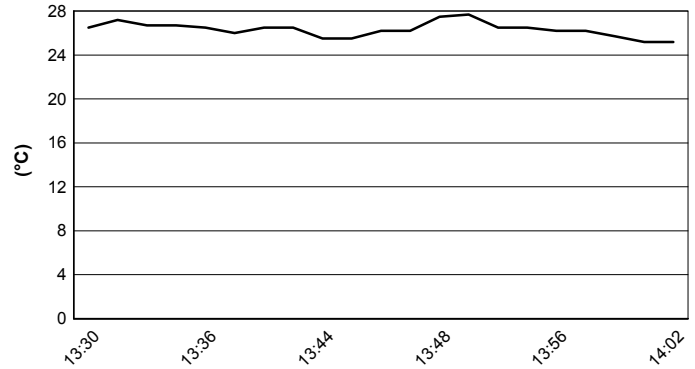
MotorLand Aragon 5.077 m

Motocard Aragon Round, 5-7 April 2019
Weather Report Free Practice 2nd Session Gr.A
Session started 13:30 - Session ended 14:02

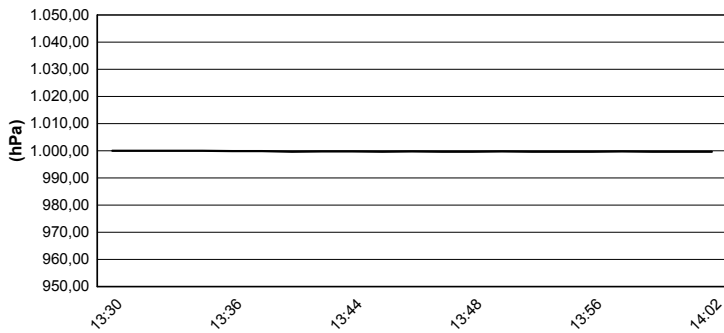
Air Temperature



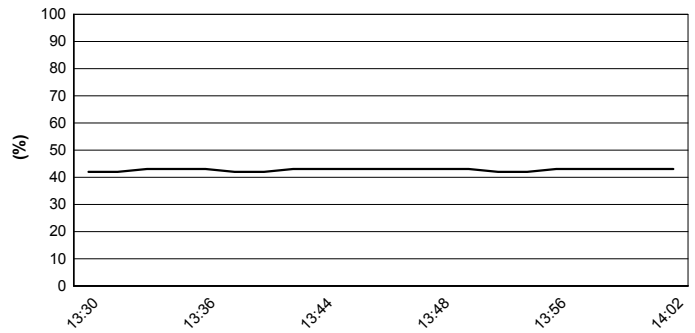
Track Temperature



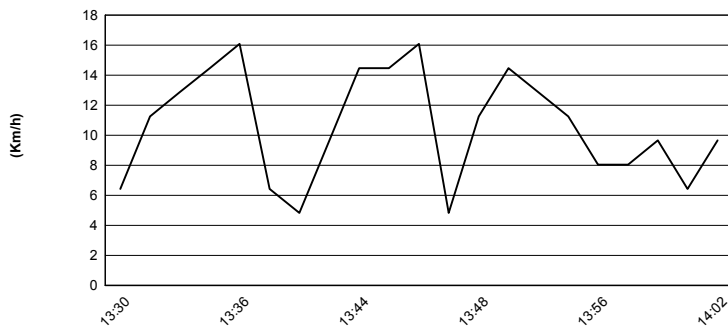
Air Pressure



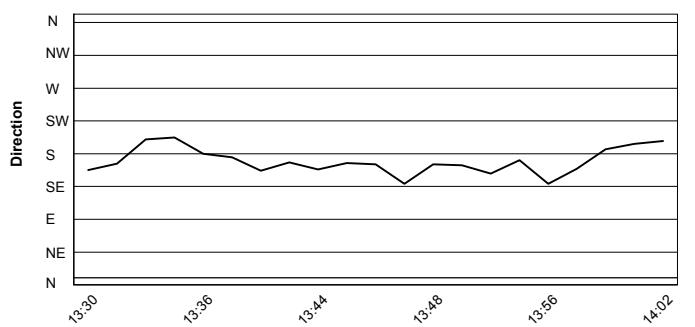
Humidity



Wind Speed



Wind Direction



05/04/2019

These data/results cannot be reproduced, stored and/or transmitted in whole or in part by any manner of electronic, mechanical, photocopying, recording, broadcasting or otherwise now known or herein after developed without the previous express consent by the copyright owner, except for reproduction in daily press and regular printed publications on sale to the public within 60 days of the event related to those data/results and always provided that copyright symbol appears together as follows below.

© DORNA WSBK ORGANIZATION Srl 2019



Official Fuel Supplier

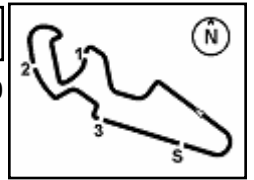


FICR PERUGIA TIMING

Official Tyre Supplier



Official Timekeeper



Motocard Aragon Round, 5-7 April 2019

Best Laps & Speeds Gr.A

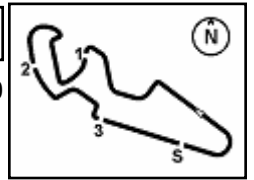
No.	Rider Bike	Nat	Best Lap		FP1		FP2											
			LL	SPD	LL	SPD	LL	SPD										
1	17 K. MEUFFELS KTM RC 390 R	NED	2'08.099	10 197,4			2'08.099	10 197,4										
2	41 J. JAHNIG KTM RC 390 R	GER	2'08.231	11 196,0			2'08.231	11 196,0										
3	55 G. HENDRA PRATAMA Yamaha YZF-R3	INA	2'08.552	12 192,8	2'12.155	4 184,9	2'08.552	8 192,8										
4	18 M. GONZALEZ Kawasaki Ninja 400	ESP	2'08.885	10 189,8			2'08.885	10 189,8										
5	16 M. LUNA BAYEN Kawasaki Ninja 400	ESP	2'09.186	19 193,9	2'09.186	9 193,9	2'10.533	10 192,8										
6	64 H. DE CANCELLIS Yamaha YZF-R3	FRA	2'09.209	16 191,8	2'12.267	4	2'09.209	12 191,8										
7	25 A. VERDOIA Yamaha YZF-R3	FRA	2'09.372	11 194,9	2'09.372	11 194,9												
8	8 M. PEREZ Kawasaki Ninja 400	ESP	2'09.625	19 191,4	2'11.157	9 187,8	2'09.625	10 191,4										
9	6 R. SCHOTMAN Kawasaki Ninja 400	NED	2'09.704	20 197,8	2'10.639	10 192,5	2'09.704	10 197,8										
10	1 A. CARRASCO Kawasaki Ninja 400	ESP	2'09.828	19 197,0	2'13.356	9 197,0	2'09.828	10 191,1										
11	47 F. HERNANDEZ MOYANO Yamaha YZF-R3	ESP	2'09.922	23 193,2	2'09.922	12 193,2	2'10.068	11 190,1										
12	95 S. DEROUE Kawasaki Ninja 400	NED	2'09.943	5 196,7	2'09.943	5 196,7												
13	88 B. IERACI Kawasaki Ninja 400	ITA	2'09.948	10 196,3	2'09.948	10 196,3												
14	22 N. KALININ Kawasaki Ninja 400	UKR	2'10.054	21 193,2	2'10.055	9 188,8	2'10.054	12 193,2										
15	28 O. BONOLI Yamaha YZF-R3	ITA	2'10.271	18 193,5	2'10.604	7 191,8	2'10.271	11 193,5										
16	13 D. IOZZO Kawasaki Ninja 400	RSA	2'10.327	17 193,2	2'13.366	5 132,3	2'10.327	12 193,2										
17	69 J. BUIS Kawasaki Ninja 400	NED	2'10.356	11 194,9	2'10.356	11 194,9												
18	3 M. PEDENEAU Yamaha YZF-R3	FRA	2'10.446	11 193,2	2'10.446	11 193,2												
19	42 M. GARCIA Kawasaki Ninja 400	ESP	2'10.538	20 191,4	2'10.538	11 191,4	2'11.728	9 190,8										
20	7 E. GOHARA KAWAKAMI Yamaha YZF-R3	BRA	2'10.632	24 189,8	2'11.810	13 189,8	2'10.632	11 189,8										
21	21 B. SANCHEZ Kawasaki Ninja 400	ESP	2'10.725	10 187,8	2'10.725	10 187,8												
22	19 B. MOLINA Yamaha YZF-R3	CHI	2'10.911	21 193,9	2'14.780	11 188,4	2'10.911	10 193,9										
23	71 T. EDWARDS Kawasaki Ninja 400	AUS	2'10.944	11 187,1			2'10.944	11 187,1										
24	66 D. OTTEN Kawasaki Ninja 400	NED	2'10.945	24 193,2	2'12.259	12 193,2	2'10.945	12 192,5										
25	11 K. ARDUINI Kawasaki Ninja 400	ITA	2'11.183	18 193,2	2'12.530	9 193,2	2'11.183	9 188,4										

05/04/2019

These data/results cannot be reproduced, stored and/or transmitted in whole or in part by any manner of electronic, mechanical, photocopying, recording, broadcasting or otherwise now known or herein after developed without the previous express consent by the copyright owner, except for reproduction in daily press and regular printed publications on sale to the public within 60 days of the event related to those data/results and always provided that copyright symbol appears together as follows below.

© DORNA WSBK ORGANIZATION Srl 2019





Motocard Aragon Round, 5-7 April 2019

Best Laps & Speeds Gr.A

No.	Rider Bike	Nat	Best Lap		FP1		FP2												
			LL	SPD	LL	SPD	LL	SPD											
26	5 G. ERILL Kawasaki Ninja 400	ESP	2'11.299	18 190,4	2'13.083	7 190,4	2'11.299	11 190,1											
27	99 F. GOMEZ Kawasaki Ninja 400	ESP	2'11.384	11 192,8	2'11.384	11 192,8													
28	20 D. LOUREIRO Kawasaki Ninja 400	RSA	2'11.437	7 186,5	2'11.437	7 186,5													
29	15 M. BASTIANELLI Kawasaki Ninja 400	ITA	2'11.619	21 192,5	2'15.325	10 192,5	2'11.619	11 191,4											
30	36 B. NEILA Yamaha YZF-R3	ESP	2'11.888	11 193,5	2'11.888	11 193,5													
31	30 D. BLIN Yamaha YZF-R3	POL	2'11.954	11 186,2	2'11.954	11 186,2													
32	14 E. DE LA VEGA Kawasaki Ninja 400	FRA	2'12.166	11 189,8	2'12.166	11 189,8													
33	65 J. FACCO Yamaha YZF-R3	ITA	2'12.317	4 191,8	2'12.317	4 191,8													
34	52 O. KÖNIG Kawasaki Ninja 400	CZE	2'12.386	22 191,1	2'15.581	10 188,4	2'12.386	12 191,1											
35	82 J. HYDE Kawasaki Ninja 400	AUS	2'12.510	8 189,8	2'12.510	8 189,8													
36	12 R. DORE Yamaha YZF-R3	FRA	2'12.651	8 191,4	2'12.651	8 191,4													
37	44 T. BRAMICH Kawasaki Ninja 400	AUS	2'13.028	7 183,9	2'13.028	7 183,9													
38	79 T. ALONSO Kawasaki Ninja 400	POR	2'13.483	22 189,4	2'14.278	11 187,8	2'13.483	11 189,4											
39	33 K. HARTMANN Yamaha YZF-R3	FRA	2'13.890	18 188,8	2'15.309	8 188,8	2'13.890	10 184,9											
40	78 J. FORAY Kawasaki Ninja 400	FRA	2'14.249	11 194,2	2'14.249	11 194,2													
41	9 S. NAUD Kawasaki Ninja 400	FRA	2'14.317	24 191,8	2'14.317	12 191,8	2'14.591	12 191,1											
42	77 V. SCHWARZ Kawasaki Ninja 400	CZE	2'14.469	11 188,1	2'14.469	11 188,1													
43	35 F. DE BRUIN Yamaha YZF-R3	NED	2'14.487	3 190,4	2'14.487	3 190,4													
44	27 F. ROVELLI Kawasaki Ninja 400	ITA	2'14.697	11 193,5	2'14.697	11 193,5													
45	32 A. PELIKANOVA Kawasaki Ninja 400	CZE	2'15.524	10 191,8	2'15.524	10 191,8													
46	61 Y. OKAYA Kawasaki Ninja 400	JPN	2'15.951	10 184,9	2'15.951	10 184,9													
47	84 K. ALOISI Kawasaki Ninja 400	ITA	2'16.091	17 183,9	2'20.286	8 181,8	2'16.091	9 183,9											
48	93 A. QUINET Honda CBR500R	FRA	2'16.180	6 187,1	2'16.180	6 187,1													
49	54 B. SOFUOGLU Kawasaki Ninja 400	TUR	2'18.652	5 185,2	2'18.652	5 185,2													
50	85 K. SABATUCCI Yamaha YZF-R3	ITA	2'20.061	4 189,1	2'20.061	4 189,1													

05/04/2019

These data/results cannot be reproduced, stored and/or transmitted in whole or in part by any manner of electronic, mechanical, photocopying, recording, broadcasting or otherwise now known or herein after developed without the previous express consent by the copyright owner, except for reproduction in daily press and regular printed publications on sale to the public within 60 days of the event related to those data/results and always provided that copyright symbol appears together as follows below.

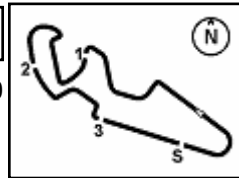
© DORNA WSBK ORGANIZATION Srl 2019





3.7

WorldSSP300
116/01



MotorLand Aragon 5.077 m

Motocard Aragon Round, 5-7 April 2019 Best Laps & Speeds Gr.A

3 / 3

No.	Rider	Nat	Best Lap								
			LL	SPD							
51	72 V. STEEMAN KTM RC 390 R	NED									
52	97 M. KAPPLER KTM RC 390 R	GER									

05/04/2019

These data/results cannot be reproduced, stored and/or transmitted in whole or in part by any manner of electronic, mechanical, photocopying, recording, broadcasting or otherwise now known or herein after developed without the previous express consent by the copyright owner, except for reproduction in daily press and regular printed publications on sale to the public within 60 days of the event related to those data/results and always provided that copyright symbol appears together as follows below.

© DORNA WSBK ORGANIZATION Srl 2019

