

## Motocard Aragon Round, 5-7 April 2019

### Free Practices Combined Results Gr.B after FP2

MotorLand Aragon 5.077 m

No.	Rider	Nat	Team	Bike	Class	FP1	FP2	FP3	Time	Gap	Rel.	Avg	LL
1	<b>72 V. STEEMAN</b>	NED	Freudenberg KTM Junior Team	KTM RC 390 R	B		<b>2'08.203</b>		<b>2'08.203</b>			142,565	11
2	<b>97 M. KAPPLER</b>	GER	Freudenberg KTM WorldSSP Team	KTM RC 390 R	B		<b>2'08.389</b>		<b>2'08.389</b>	0.186	0.186	142,358	11
3	<b>95 S. DEROUE</b>	NED	Kawasaki MOTOPOST	Kawasaki Ninja 400	B	2'09.943	<b>2'08.819</b>		<b>2'08.819</b>	0.616	0.430	141,883	16
4	<b>25 A. VERDOÏA</b>	FRA	BCD Yamaha MS Racing	Yamaha YZF-R3	B	2'09.372	<b>2'09.101</b>		<b>2'09.101</b>	0.898	0.282	141,573	21
5	<b>65 J. FACCO</b>	ITA	Semakin Di Depan Biblion Motoxrcing	Yamaha YZF-R3	B	2'12.317	<b>2'09.419</b>		<b>2'09.419</b>	1.216	0.318	141,225	14
6	<b>27 F. ROVELLI</b>	ITA	Kawasaki ParkinGO Team	Kawasaki Ninja 400	B	2'14.697	<b>2'09.617</b>		<b>2'09.617</b>	1.414	0.198	141,009	21
7	<b>88 B. IERACI</b>	ITA	Kawasaki GP Project	Kawasaki Ninja 400	B	<b>2'09.948</b>	2'09.990		<b>2'09.948</b>	1.745	0.331	140,650	22
8	<b>20 D. LOUREIRO</b>	RSA	Nutec - RT Motorsports by SKM - Kawasaki	Kawasaki Ninja 400	B	2'11.437	<b>2'10.225</b>		<b>2'10.225</b>	2.022	0.277	140,351	20
9	<b>3 M. PEDENEAU</b>	FRA	Team MHP Racing-Patrick Pons	Yamaha YZF-R3	B	2'10.446	<b>2'10.336</b>		<b>2'10.336</b>	2.133	0.111	140,231	23
10	<b>69 J. BUIS</b>	NED	MTM Racing Team	Kawasaki Ninja 400	B	<b>2'10.356</b>	2'10.908		<b>2'10.356</b>	2.153	0.020	140,210	23
11	<b>35 F. DE BRUIN</b>	NED	Team Trasimeno	Yamaha YZF-R3	B	2'14.487	<b>2'10.404</b>		<b>2'10.404</b>	2.201	0.048	140,158	16
12	<b>21 B. SANCHEZ</b>	ESP	Scuderia Maranga Racing	Kawasaki Ninja 400	B	2'10.725	<b>2'10.704</b>		<b>2'10.704</b>	2.501	0.300	139,837	23
13	<b>54 B. SOFUOGLU</b>	TUR	Turkish Puccetti Racing by TSM	Kawasaki Ninja 400	B	2'18.652	<b>2'10.809</b>		<b>2'10.809</b>	2.606	0.105	139,724	15
14	<b>82 J. HYDE</b>	AUS	2R Racing Team	Kawasaki Ninja 400	B	2'12.510	<b>2'10.854</b>		<b>2'10.854</b>	2.651	0.045	139,676	20
15	<b>14 E. DE LA VEGA</b>	FRA	Flembbo Leader Team	Kawasaki Ninja 400	B	2'12.166	<b>2'10.861</b>		<b>2'10.861</b>	2.658	0.007	139,669	22
16	<b>36 B. NEILA</b>	ESP	BCD Yamaha MS Racing	Yamaha YZF-R3	B	2'11.888	<b>2'10.901</b>		<b>2'10.901</b>	2.698	0.040	139,626	21
17	<b>85 K. SABATUCCI</b>	ITA	Team Trasimeno	Yamaha YZF-R3	B	2'20.061	<b>2'11.074</b>		<b>2'11.074</b>	2.871	0.173	139,442	11
18	<b>30 D. BLIN</b>	POL	Terra e Moto	Yamaha YZF-R3	B	2'11.954	<b>2'11.311</b>		<b>2'11.311</b>	3.108	0.237	139,190	23
19	<b>99 F. GOMEZ</b>	ESP	DS Junior Team	Kawasaki Ninja 400	B	<b>2'11.384</b>	2'11.975		<b>2'11.384</b>	3.181	0.073	139,113	21
20	<b>44 T. BRAMICH</b>	AUS	Carl Cox-RT Motorsports by SKM-Kawasaki	Kawasaki Ninja 400	B	2'13.028	<b>2'11.508</b>		<b>2'11.508</b>	3.305	0.124	138,982	19
21	<b>61 Y. OKAYA</b>	JPN	DS Junior Team	Kawasaki Ninja 400	B	2'15.951	<b>2'12.206</b>		<b>2'12.206</b>	4.003	0.698	138,248	23
22	<b>12 R. DORE</b>	FRA	Team MHP Racing-Patrick Pons	Yamaha YZF-R3	B	2'12.651	<b>2'12.305</b>		<b>2'12.305</b>	4.102	0.099	138,144	20
23	<b>78 J. FORAY</b>	FRA	Prodina IRCOS Kawasaki	Kawasaki Ninja 400	B	2'14.249	<b>2'12.454</b>		<b>2'12.454</b>	4.251	0.149	137,989	24
24	<b>77 V. SCHWARZ</b>	CZE	ACCR Czech Talent Team - Willi Race	Kawasaki Ninja 400	B	2'14.469	<b>2'13.646</b>		<b>2'13.646</b>	5.443	1.192	136,758	23
25	<b>32 A. PELIKANOVA</b>	CZE	Kawasaki GP Project	Kawasaki Ninja 400	B	2'15.524	<b>2'14.200</b>		<b>2'14.200</b>	5.997	0.554	136,194	20
26	<b>93 A. QUINET</b>	FRA	TGP Racing	Honda CBR500R	B	2'16.180	<b>2'15.274</b>		<b>2'15.274</b>	7.071	1.074	135,112	18

Top 3 Average Time: 2'08.564

05/04/2019

These data/results cannot be reproduced, stored and/or transmitted in whole or in part by any manner of electronic, mechanical, photocopying, recording, broadcasting or otherwise now known or herein after developed without the previous express consent by the copyright owner, except for reproduction in daily press and regular printed publications on sale to the public within 60 days of the event related to those data/results and always provided that copyright symbol appears together as follows below.

© DORNA WSBK ORGANIZATION Srl 2019



Official Fuel Supplier

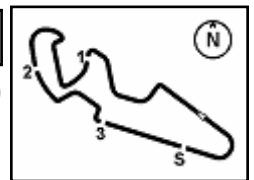


FKR PERUGIA TIMING

Official Tyre Supplier



Official Timekeeper



## Motocard Aragon Round, 5-7 April 2019

### Results Free Practice 2nd Session Gr.B

MotorLand Aragon 5.077 m  
1 / 2

No.	Rider	Nat	Team	Bike	Class	Time	Gap	Rel.	Laps	Speed	
										Avg	Max
1	72 V. STEEMAN	NED	Freudenberg KTM Junior Team	KTM RC 390 R	B	2'08.203			10	142,565	193,5
2	97 M. KAPPLER	GER	Freudenberg KTM WorldSSP Team	KTM RC 390 R	B	2'08.389	0.186	0.186	10	142,358	197,1
3	95 S. DEROUE	NED	Kawasaki MOTOPOST	Kawasaki Ninja 400	B	2'08.819	0.616	0.430	11	141,883	200,0
4	25 A. VERDOÍA	FRA	BCD Yamaha MS Racing	Yamaha YZF-R3	B	2'09.101	0.898	0.282	10	141,573	193,9
5	65 J. FACCO	ITA	Semakin Di Depan Biblion Motoxrcing	Yamaha YZF-R3	B	2'09.419	1.216	0.318	10	141,225	189,1
6	27 F. ROVELLI	ITA	Kawasaki ParkinGO Team	Kawasaki Ninja 400	B	2'09.617	1.414	0.198	10	141,009	194,9
7	88 B. IERACI	ITA	Kawasaki GP Project	Kawasaki Ninja 400	B	2'09.990	1.787	0.373	12	140,605	194,2
8	20 D. LOUREIRO	RSA	Nutec - RT Motorsports by SKM - Kawasaki	Kawasaki Ninja 400	B	2'10.225	2.022	0.235	13	140,351	191,5
9	3 M. PEDENEAU	FRA	Team MHP Racing-Patrick Pons	Yamaha YZF-R3	B	2'10.336	2.133	0.111	12	140,231	190,8
10	35 F. DE BRUIN	NED	Team Trasimeno	Yamaha YZF-R3	B	2'10.404	2.201	0.068	13	140,158	197,1
11	21 B. SANCHEZ	ESP	Scuderia Maranga Racing	Kawasaki Ninja 400	B	2'10.704	2.501	0.300	13	139,837	192,5
12	54 B. SOFUOGLU	TUR	Turkish Puccetti Racing by TSM	Kawasaki Ninja 400	B	2'10.809	2.606	0.105	10	139,724	189,8
13	82 J. HYDE	AUS	2R Racing Team	Kawasaki Ninja 400	B	2'10.854	2.651	0.045	12	139,676	195,3
14	14 E. DE LA VEGA	FRA	Flembo Leader Team	Kawasaki Ninja 400	B	2'10.861	2.658	0.007	11	139,669	190,8
15	36 B. NEILA	ESP	BCD Yamaha MS Racing	Yamaha YZF-R3	B	2'10.901	2.698	0.040	10	139,626	196,7
16	69 J. BUIS	NED	MTM Racing Team	Kawasaki Ninja 400	B	2'10.908	2.705	0.007	12	139,619	193,5
17	85 K. SABATUCCI	ITA	Team Trasimeno	Yamaha YZF-R3	B	2'11.074	2.871	0.166	7	139,442	196,4
18	30 D. BLIN	POL	Terra e Moto	Yamaha YZF-R3	B	2'11.311	3.108	0.237	12	139,190	184,9
19	44 T. BRAMICH	AUS	Carl Cox-RT Motorsports by SKM-Kawasaki	Kawasaki Ninja 400	B	2'11.508	3.305	0.197	12	138,982	192,2
20	99 F. GOMEZ	ESP	DS Junior Team	Kawasaki Ninja 400	B	2'11.975	3.772	0.467	10	138,490	191,2
21	61 Y. OKAYA	JPN	DS Junior Team	Kawasaki Ninja 400	B	2'12.206	4.003	0.231	13	138,248	191,5
22	12 R. DORE	FRA	Team MHP Racing-Patrick Pons	Yamaha YZF-R3	B	2'12.305	4.102	0.099	12	138,144	193,2
23	78 J. FORAY	FRA	Prodina IRCOS Kawasaki	Kawasaki Ninja 400	B	2'12.454	4.251	0.149	13	137,989	193,2
24	77 V. SCHWARZ	CZE	ACCR Czech Talent Team - Willi Race	Kawasaki Ninja 400	B	2'13.646	5.443	1.192	12	136,758	189,1
25	32 A. PELIKANOVA	CZE	Kawasaki GP Project	Kawasaki Ninja 400	B	2'14.200	5.997	0.554	10	136,194	192,9
26	93 A. QUINET	FRA	TGP Racing	Honda CBR500R	B	2'15.274	7.071	1.074	12	135,112	183,4

Qualifying Lap Time (107% of 2'08.203): 2'17.178

AIR	Humidity:	42%	Temp:	15°C
TRACK	Condition:	Dry	Temp:	26°C

Records	Pole	(SP2)	2018	M.Perez	2'07.938	142,860	Km/h
	Race	(RC)	2018	K.Meuffels	2'08.510	142,220	Km/h
	All Times	(SP2)	2018	M.Perez	2'07.938	142,860	Km/h

05/04/2019 Start 14:10 End 14:42 The results are provisional until the end of the time limit for protests and appeals and the completion of the technical checks.

These data/results cannot be reproduced, stored and/or transmitted in whole or in part by any manner of electronic, mechanical, photocopying, recording, broadcasting or otherwise now known or herein after developed without the previous express consent by the copyright owner, except for reproduction in daily press and regular printed publications on sale to the public within 60 days of the event related to those data/results and always provided that copyright symbol appears together as follows below.

© DORNA WSBK ORGANIZATION Srl 2019



Official Fuel Supplier

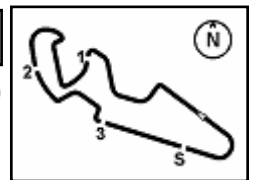


PIRELLI PERUGIA TIMING

Official Tyre Supplier



Official Timekeeper



## Motocard Aragon Round, 5-7 April 2019

### Results Free Practice 2nd Session Gr.B

#### Session Highlights

Local Time	No. Rider	Description
14.10.00		Start
14.11.49	88 B. IERACI	On the Gravel - Re-Joined - Turn 7
14.13.33	35 F. DE BRUIN	On Asphalt - Re-Joined - Turn 8
14.14.01	3 M. PEDENEAU	On Asphalt - Re-Joined - Turn 5
14.14.14	32 A. PELIKANOVA	On Asphalt - Re-Joined - Turn 3
14.14.19	35 F. DE BRUIN	On Asphalt - Re-Joined - Turn 10
14.14.36	14 E. DE LA VEGA	Current Lap Cancelled - Exceeded Track Limits - Turn 15
14.16.02	3 M. PEDENEAU	On Asphalt - Re-Joined - Turn 1
14.16.21	44 T. BRAMICH	On Asphalt - Re-Joined - Turn 8
14.16.35	93 A. QUINET	Current Lap Cancelled - Exceeded Track Limits - Turn 11
14.16.48	3 M. PEDENEAU	On Asphalt - Re-Joined - Turn 11
14.17.04	54 B. SOFUOGLU	On Asphalt - Re-Joined - Turn 1
14.17.39	85 K. SABATUCCI	On Asphalt - Re-Joined - Turn 1
14.21.00	32 A. PELIKANOVA	On Asphalt - Re-Joined - Turn 12
14.22.28	20 D. LOUREIRO	Current Lap Cancelled - Exceeded Track Limits - Turn 1
14.23.06	14 E. DE LA VEGA	Lap Cancelled (2'12.401) - Exceeded Track Limits - Turn 11
14.23.27	35 F. DE BRUIN	Lap Cancelled (2'11.881) - Exceeded Track Limits - Turn 11
14.23.48	93 A. QUINET	Current Lap Cancelled - Exceeded Track Limits - Turn 15
14.24.38	21 B. SANCHEZ	On Asphalt - Re-Joined - Turn 5
14.25.29	20 D. LOUREIRO	Current Lap Cancelled - Exceeded Track Limits - Turn 10
14.26.10	54 B. SOFUOGLU	On Asphalt - Re-Joined - Turn 1
14.26.25	82 J. HYDE	On Asphalt - Re-Joined - Turn 1
14.26.44	3 M. PEDENEAU	On Asphalt - Re-Joined - Turn 4
14.28.12	25 A. VERDOIA	Current Lap Cancelled - Exceeded Track Limits - Turn 11
14.29.50	35 F. DE BRUIN	Current Lap Cancelled - Exceeded Track Limits - Turn 11
14.29.54	3 M. PEDENEAU	Current Lap Cancelled - Exceeded Track Limits - Turn 11
14.29.59	78 J. FORAY	On Asphalt - Re-Joined - Turn 12
14.30.09	88 B. IERACI	On Asphalt - Re-Joined - Turn 12
14.30.39	85 K. SABATUCCI	Crashed - Turn 2
14.32.29	20 D. LOUREIRO	On Asphalt - Re-Joined - Turn 12
14.33.30	25 A. VERDOIA	On Asphalt - Re-Joined - Turn 3
14.34.50	65 J. FACCO	On Asphalt - Re-Joined - Turn 1
14.35.09	14 E. DE LA VEGA	On Asphalt - Re-Joined - Turn 1
14.35.27	61 Y. OKAYA	On Asphalt - Re-Joined - Turn 3
14.37.17	35 F. DE BRUIN	On Asphalt - Re-Joined - Turn 1
14.38.06	88 B. IERACI	On Asphalt - Re-Joined - Turn 1
14.38.49	88 B. IERACI	Under Investigation
14.41.43	14 E. DE LA VEGA	Technical Problem - Turn 17
14.42.13		End Of Session

#### Fastest Laps Sequence

No.	Rider	Nat	Team	Bike	Local Time	Time	Gap	Avg
54	B. SOFUOGLU	TUR	Turkish Puccetti Racing by TSM	Kawasaki Ninja 400	14:14'33.037	<b>2'12.903</b>		137,523
95	S. DEROUÉ	NED	Kawasaki MOTOPOST	Kawasaki Ninja 400	14:14'55.934	<b>2'10.249</b>	-2.654	140,325
72	V. STEEMAN	NED	Freudenberg KTM Junior Team	KTM RC 390 R	14:15'40.455	<b>2'08.472</b>	-1.777	142,266
72	V. STEEMAN	NED	Freudenberg KTM Junior Team	KTM RC 390 R	14:22'08.056	<b>2'08.203</b>	-0.269	142,565

Start 14:10 End 14:42 The results are provisional until the end of the time limit for protests and appeals and the completion of the technical checks.

These data/results cannot be reproduced, stored and/or transmitted in whole or in part by any manner of electronic, mechanical, photocopying, recording, broadcasting or otherwise now known or herein after developed without the previous express consent by the copyright owner, except for reproduction in daily press and regular printed publications on sale to the public within 60 days of the event related to those data/results and always provided that copyright symbol appears together as follows below.

© DORNA WSBK ORGANIZATION Srl 2019



## Motocard Aragon Round, 5-7 April 2019

### Best Sectors & Speed Free Practice 2nd Session Gr.B

MotorLand Aragon 5.077 m

BEST LAP		
1	72 V. STEEMAN	KTM RC 390 R 2'08.203
2	97 M. KAPPLER	KTM RC 390 R 2'08.389
3	95 S. DEROUE	Kawasaki Ninja 400 2'08.819
4	25 A. VERDOÍA	Yamaha YZF-R3 2'09.101
5	65 J. FACCO	Yamaha YZF-R3 2'09.419
6	27 F. ROVELLI	Kawasaki Ninja 400 2'09.617
7	88 B. IERACI	Kawasaki Ninja 400 2'09.990
8	20 D. LOUREIRO	Kawasaki Ninja 400 2'10.225
9	3 M. PEDENEAU	Yamaha YZF-R3 2'10.336
10	35 F. DE BRUIN	Yamaha YZF-R3 2'10.404
11	21 B. SANCHEZ	Kawasaki Ninja 400 2'10.704
12	54 B. SOFUOGLU	Kawasaki Ninja 400 2'10.809
13	82 J. HYDE	Kawasaki Ninja 400 2'10.854
14	14 E. DE LA VEGA	Kawasaki Ninja 400 2'10.861
15	36 B. NEILA	Yamaha YZF-R3 2'10.901
16	69 J. BUIS	Kawasaki Ninja 400 2'10.908
17	85 K. SABATUCCI	Yamaha YZF-R3 2'11.074
18	30 D. BLIN	Yamaha YZF-R3 2'11.311
19	44 T. BRAMICH	Kawasaki Ninja 400 2'11.508
20	99 F. GOMEZ	Kawasaki Ninja 400 2'11.975
21	61 Y. OKAYA	Kawasaki Ninja 400 2'12.206
22	12 R. DORE	Yamaha YZF-R3 2'12.305
23	78 J. FORAY	Kawasaki Ninja 400 2'12.454
24	77 V. SCHWARZ	Kawasaki Ninja 400 2'13.646
25	32 A. PELIKANOVA	Kawasaki Ninja 400 2'14.200
26	93 A. QUINET	Honda CBR500R 2'15.274

SPEED		
1	95 S. DEROUE	Kawasaki Ninja 400 200.0
2	97 M. KAPPLER	KTM RC 390 R 197.1
3	35 F. DE BRUIN	Yamaha YZF-R3 197.1
4	36 B. NEILA	Yamaha YZF-R3 196.7
5	85 K. SABATUCCI	Yamaha YZF-R3 196.4
6	82 J. HYDE	Kawasaki Ninja 400 195.3
7	27 F. ROVELLI	Kawasaki Ninja 400 194.9
8	88 B. IERACI	Kawasaki Ninja 400 194.2
9	25 A. VERDOÍA	Yamaha YZF-R3 193.9
10	69 J. BUIS	Kawasaki Ninja 400 193.5
11	72 V. STEEMAN	KTM RC 390 R 193.5
12	78 J. FORAY	Kawasaki Ninja 400 193.2
13	12 R. DORE	Yamaha YZF-R3 193.2
14	32 A. PELIKANOVA	Kawasaki Ninja 400 192.9
15	21 B. SANCHEZ	Kawasaki Ninja 400 192.5
16	44 T. BRAMICH	Kawasaki Ninja 400 192.2
17	61 Y. OKAYA	Kawasaki Ninja 400 191.5
18	20 D. LOUREIRO	Kawasaki Ninja 400 191.5
19	99 F. GOMEZ	Kawasaki Ninja 400 191.2
20	14 E. DE LA VEGA	Kawasaki Ninja 400 190.8
21	3 M. PEDENEAU	Yamaha YZF-R3 190.8
22	54 B. SOFUOGLU	Kawasaki Ninja 400 189.8
23	65 J. FACCO	Yamaha YZF-R3 189.1
24	77 V. SCHWARZ	Kawasaki Ninja 400 189.1
25	30 D. BLIN	Yamaha YZF-R3 184.9
26	93 A. QUINET	Honda CBR500R 183.4

SEG. 1			SEG. 2			SEG. 3			SEG. 4		
1	72 V. STEEMAN	35.533	1	72 V. STEEMAN	35.202	1	25 A. VERDOÍA	23.318	1	97 M. KAPPLER	33.042
2	97 M. KAPPLER	35.792	2	97 M. KAPPLER	35.466	2	20 D. LOUREIRO	23.419	2	95 S. DEROUE	33.334
3	25 A. VERDOÍA	35.995	3	95 S. DEROUE	35.629	3	14 E. DE LA VEGA	23.437	3	72 V. STEEMAN	33.411
4	20 D. LOUREIRO	36.069	4	27 F. ROVELLI	35.758	4	72 V. STEEMAN	23.452	4	65 J. FACCO	33.630
5	27 F. ROVELLI	36.076	5	25 A. VERDOÍA	35.867	5	27 F. ROVELLI	23.494	5	27 F. ROVELLI	33.708
6	95 S. DEROUE	36.077	6	20 D. LOUREIRO	35.892	6	97 M. KAPPLER	23.546	6	25 A. VERDOÍA	33.720
7	65 J. FACCO	36.089	7	88 B. IERACI	35.927	7	88 B. IERACI	23.549	7	35 F. DE BRUIN	33.769
8	88 B. IERACI	36.118	8	65 J. FACCO	35.929	8	82 J. HYDE	23.614	8	36 B. NEILA	33.828
9	3 M. PEDENEAU	36.295	9	3 M. PEDENEAU	35.930	9	95 S. DEROUE	23.617	9	21 B. SANCHEZ	33.875
10	14 E. DE LA VEGA	36.422	10	82 J. HYDE	35.932	10	30 D. BLIN	23.635	10	69 J. BUIS	33.925
11	21 B. SANCHEZ	36.424	11	54 B. SOFUOGLU	36.032	11	54 B. SOFUOGLU	23.647	11	3 M. PEDENEAU	34.032
12	36 B. NEILA	36.441	12	85 K. SABATUCCI	36.069	12	44 T. BRAMICH	23.667	12	88 B. IERACI	34.041
13	35 F. DE BRUIN	36.454	13	69 J. BUIS	36.080	13	65 J. FACCO	23.703	13	85 K. SABATUCCI	34.077
14	82 J. HYDE	36.469	14	36 B. NEILA	36.090	14	21 B. SANCHEZ	23.704	14	82 J. HYDE	34.079
15	54 B. SOFUOGLU	36.478	15	30 D. BLIN	36.099	15	69 J. BUIS	23.733	15	61 Y. OKAYA	34.181
16	69 J. BUIS	36.489	16	35 F. DE BRUIN	36.106	16	36 B. NEILA	23.750	16	44 T. BRAMICH	34.192
17	30 D. BLIN	36.494	17	44 T. BRAMICH	36.131	17	3 M. PEDENEAU	23.762	17	99 F. GOMEZ	34.195
18	44 T. BRAMICH	36.523	18	14 E. DE LA VEGA	36.157	18	35 F. DE BRUIN	23.953	18	20 D. LOUREIRO	34.260
19	85 K. SABATUCCI	36.695	19	21 B. SANCHEZ	36.176	19	78 J. FORAY	23.953	19	14 E. DE LA VEGA	34.328
20	12 R. DORE	36.751	20	99 F. GOMEZ	36.392	20	12 R. DORE	23.987	20	12 R. DORE	34.392
21	99 F. GOMEZ	36.805	21	12 R. DORE	36.447	21	99 F. GOMEZ	23.988	21	54 B. SOFUOGLU	34.420
22	61 Y. OKAYA	37.010	22	61 Y. OKAYA	36.449	22	77 V. SCHWARZ	24.045	22	78 J. FORAY	34.563
23	78 J. FORAY	37.167	23	78 J. FORAY	36.652	23	85 K. SABATUCCI	24.062	23	30 D. BLIN	34.720
24	77 V. SCHWARZ	37.340	24	77 V. SCHWARZ	36.919	24	61 Y. OKAYA	24.078	24	77 V. SCHWARZ	34.783
25	32 A. PELIKANOVA	37.416	25	32 A. PELIKANOVA	37.145	25	93 A. QUINET	24.153	25	32 A. PELIKANOVA	34.907
26	93 A. QUINET	37.637	26	93 A. QUINET	37.242	26	32 A. PELIKANOVA	24.406	26	93 A. QUINET	35.359

05/04/2019

These data/results cannot be reproduced, stored and/or transmitted in whole or in part by any manner of electronic, mechanical, photocopying, recording, broadcasting or otherwise now known or herein after developed without the previous express consent by the copyright owner, except for reproduction in daily press and regular printed publications on sale to the public within 60 days of the event related to those data/results and always provided that copyright symbol appears together as follows below.

© DORNA WSBK ORGANIZATION Srl 2019



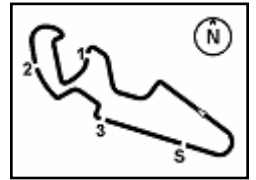
Official Fuel Supplier



Official Tyre Supplier



Official Timekeeper



MotorLand Aragon 5.077 m

## Motocard Aragon Round, 5-7 April 2019

### Ideal Times Free Practice 2nd Session Gr.B

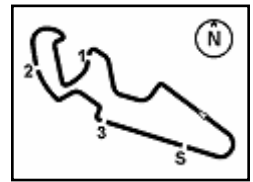
No.	Rider	Nat	Bike	Seg. 1	Seg. 2	Seg. 3	Seg. 4	Ideal Time		
				Diff. 1	Diff. 2	Diff. 3	Diff. 4	Best Lap	Pos.	Diff.
1	<b>72 V. STEEMAN</b>	NED	KTM RC 390 R	<b>35.533</b>	<b>35.202</b> +0.339	23.452 +0.021	33.411 +0.245	<b>2'07.598</b> 2'08.203	1	0.605
2	<b>97 M. KAPPLER</b>	GER	KTM RC 390 R	35.792 +0.437	35.466 +0.106	23.546	<b>33.042</b>	<b>2'07.846</b> 2'08.389	2	0.543
3	<b>95 S. DEROUE</b>	NED	Kawasaki Ninja 400	36.077	35.629 +0.086	23.617 +0.076	33.334	<b>2'08.657</b> 2'08.819	3	0.162
4	<b>25 A. VERDOÍA</b>	FRA	Yamaha YZF-R3	35.995 +0.199	35.867 +0.002	<b>23.318</b>	33.720	<b>2'08.900</b> 2'09.101	4	0.201
5	<b>27 F. ROVELLI</b>	ITA	Kawasaki Ninja 400	36.076 +0.103	35.758 +0.446	23.494 +0.032	33.708	<b>2'09.036</b> 2'09.617	6	0.581
6	<b>65 J. FACCO</b>	ITA	Yamaha YZF-R3	36.089 +0.068	35.929	23.703	33.630	<b>2'09.351</b> 2'09.419	5	0.068
7	<b>88 B. IERACI</b>	ITA	Kawasaki Ninja 400	36.118 +0.172	35.927	23.549	34.041 +0.183	<b>2'09.635</b> 2'09.990	7	0.355
8	<b>20 D. LOUREIRO</b>	RSA	Kawasaki Ninja 400	36.069	35.892 +0.135	23.419 +0.225	34.260 +0.225	<b>2'09.640</b> 2'10.225	8	0.585
9	<b>3 M. PEDENEAU</b>	FRA	Yamaha YZF-R3	36.295	35.930 +0.039	23.762 +0.278	34.032	<b>2'10.019</b> 2'10.336	9	0.317
10	<b>82 J. HYDE</b>	AUS	Kawasaki Ninja 400	36.469 +0.262	35.932	23.614 +0.498	34.079	<b>2'10.094</b> 2'10.854	13	0.760
11	<b>36 B. NEILA</b>	ESP	Yamaha YZF-R3	36.441 +0.153	36.090 +0.187	23.750 +0.428	33.828 +0.024	<b>2'10.109</b> 2'10.901	15	0.792
12	<b>21 B. SANCHEZ</b>	ESP	Kawasaki Ninja 400	36.424 +0.008	36.176 +0.249	23.704 +0.010	33.875 +0.258	<b>2'10.179</b> 2'10.704	11	0.525
13	<b>69 J. BUIS</b>	NED	Kawasaki Ninja 400	36.489 +0.130	36.080 +0.031	23.733 +0.430	33.925 +0.090	<b>2'10.227</b> 2'10.908	16	0.681
14	<b>35 F. DE BRUIN</b>	NED	Yamaha YZF-R3	36.454	36.106	23.953 +0.122	33.769	<b>2'10.282</b> 2'10.404	10	0.122
15	<b>14 E. DE LA VEGA</b>	FRA	Kawasaki Ninja 400	36.422 +0.071	36.157 +0.388	23.437 +0.058	34.328	<b>2'10.344</b> 2'10.861	14	0.517
16	<b>44 T. BRAMICH</b>	AUS	Kawasaki Ninja 400	36.523 +0.252	36.131	23.667 +0.231	34.192 +0.512	<b>2'10.513</b> 2'11.508	19	0.995
17	<b>54 B. SOFUOGLU</b>	TUR	Kawasaki Ninja 400	36.478	36.032	23.647 +0.216	34.420 +0.016	<b>2'10.577</b> 2'10.809	12	0.232
18	<b>85 K. SABATUCCI</b>	ITA	Yamaha YZF-R3	36.695	36.069 +0.061	24.062	34.077 +0.110	<b>2'10.903</b> 2'11.074	17	0.171
19	<b>30 D. BLIN</b>	POL	Yamaha YZF-R3	36.494	36.099	23.635 +0.021	34.720 +0.342	<b>2'10.948</b> 2'11.311	18	0.363
20	<b>99 F. GOMEZ</b>	ESP	Kawasaki Ninja 400	36.805 +0.021	36.392	23.988	34.195 +0.574	<b>2'11.380</b> 2'11.975	20	0.595
21	<b>12 R. DORE</b>	FRA	Yamaha YZF-R3	36.751 +0.171	36.447	23.987 +0.208	34.392 +0.349	<b>2'11.577</b> 2'12.305	22	0.728
22	<b>61 Y. OKAYA</b>	JPN	Kawasaki Ninja 400	37.010 +0.203	36.449	24.078	34.181 +0.285	<b>2'11.718</b> 2'12.206	21	0.488
23	<b>78 J. FORAY</b>	FRA	Kawasaki Ninja 400	37.167	36.652 +0.076	23.953 +0.043	34.563	<b>2'12.335</b> 2'12.454	23	0.119
24	<b>77 V. SCHWARZ</b>	CZE	Kawasaki Ninja 400	37.340	36.919 +0.226	24.045	34.783 +0.333	<b>2'13.087</b> 2'13.646	24	0.559
25	<b>32 A. PELIKANOVA</b>	CZE	Kawasaki Ninja 400	37.416	37.145	24.406 +0.203	34.907 +0.123	<b>2'13.874</b> 2'14.200	25	0.326
26	<b>93 A. QUINET</b>	FRA	Honda CBR500R	37.637 +0.086	37.242 +0.054	24.153 +0.209	35.359 +0.534	<b>2'14.391</b> 2'15.274	26	0.883
<b>Overall Ideal Time</b>				<b>35.533</b>	<b>35.202</b>	<b>23.318</b>	<b>33.042</b>	<b>2'07.095</b>		

05/04/2019

These data/results cannot be reproduced, stored and/or transmitted in whole or in part by any manner of electronic, mechanical, photocopying, recording, broadcasting or otherwise now known or herein after developed without the previous express consent by the copyright owner, except for reproduction in daily press and regular printed publications on sale to the public within 60 days of the event related to those data/results and always provided that copyright symbol appears together as follows below.

© DORNA WSBK ORGANIZATION Srl 2019





## Motocard Aragon Round, 5-7 April 2019

### Chronological Analysis Free Practice 2nd Session Gr.B

MotorLand Aragon 5.077 m

1 / 4

1° 72 V. STEEMAN (2'08.203)							
Lap	Seg.1	Seg.2	Seg.3	Seg.4	Lap Time	km/h	Local Time
1		36.728	24.068	34.049	190,1	14:13'31.983	
2	35.888	35.443	23.682	33.459	2'08.472	192,5	14:15'40.455
3	35.847	35.483	23.766	33.760	2'08.856	189,1	14:17'49.311
4	35.777	36.416	24.259	34.090	2'10.542	189,8	14:19'59.853
5	<b>35.533</b>	35.541	23.473	33.656	<b>2'08.203</b>	189,1	14:22'08.056
6	37.255	35.830	23.564	42.302	2'18.951P	186,9	14:24'27.007
7	6'37.860	36.049	23.932	33.599	8'11.440P	191,5	14:32'38.447
8	36.018	35.455	23.653	<b>33.411</b>	2'08.537	189,8	14:34'46.984
9	35.936	35.484	<b>23.452</b>	33.502	2'08.374	190,8	14:36'55.358
10	36.023	<b>35.202</b>	23.548	33.586	2'08.359	<b>193,5</b>	14:39'03.717
11	37.185	36.636	24.090	42.008	2'19.919P	188,2	14:41'23.636

2° 97 M. KAPPLER (2'08.389)							
Lap	Seg.1	Seg.2	Seg.3	Seg.4	Lap Time	km/h	Local Time
1		36.398	24.307	34.235	188,8	14:13'29.697	
2	36.437	35.919	24.183	33.994	2'10.533	188,8	14:15'40.230
3	36.388	<b>35.466</b>	23.865	33.474	2'09.193	<b>197,1</b>	14:17'49.423
4	35.951	35.960	24.105	33.665	2'09.681	191,8	14:19'59.104
5	36.058	35.815	23.893	33.270	2'09.036	196,7	14:22'08.140
6	<b>35.792</b>	35.660	23.756	41.036	2'16.244P	188,8	14:24'24.384
7	6'37.796	36.052	24.133	33.620	8'11.601P	192,2	14:32'35.985
8	37.491	36.051	23.882	33.635	2'11.059	191,5	14:34'47.044
9	36.229	35.572	<b>23.546</b>	<b>33.042</b>	<b>2'08.389</b>	196,7	14:36'55.433
10	37.997	35.842	23.923	33.752	2'11.514	192,9	14:39'06.947
11	36.340	35.750	24.104	42.019	2'18.213P	194,6	14:41'25.160

3° 95 S. DEROUE (2'08.819)							
Lap	Seg.1	Seg.2	Seg.3	Seg.4	Lap Time	km/h	Local Time
1		36.763	23.921	34.364	184,9	14:12'45.685	
2	36.438	36.116	23.738	33.957	2'10.249	193,5	14:14'55.934
3	36.780	<b>35.629</b>	23.765	39.684	2'15.858P	189,8	14:17'11.792
4	3'44.432	36.522	24.002	34.227	5'19.183P	186,5	14:22'30.975
5	36.852	36.265	24.156	39.368	2'16.641P	184,6	14:24'47.616
6	2'23.450	35.938	23.739	33.910	3'57.037P	194,2	14:28'44.653
7	36.422	35.891	23.758	34.024	2'10.095	191,5	14:30'54.748
8	36.267	35.718	<b>23.617</b>	33.796	2'09.398	189,1	14:33'04.146
9	36.307	35.941	23.666	34.217	2'10.131	187,5	14:35'14.277
10	36.460	37.613	24.413	34.088	2'12.574	193,5	14:37'26.851
11	38.023	36.379	24.146	33.905	2'12.453	194,6	14:39'39.304
12	<b>36.077</b>	35.715	23.693	<b>33.334</b>	<b>2'08.819</b>	<b>200,0</b>	14:41'48.123

4° 25 A. VERDOÍA (2'09.101)							
Lap	Seg.1	Seg.2	Seg.3	Seg.4	Lap Time	km/h	Local Time
1		42.322	24.903	35.435	179,4	14:12'59.372	
2	36.815	36.063	23.562	34.338	2'10.778	187,8	14:15'10.150
3	36.376	35.992	23.751	34.582	2'10.701	189,5	14:17'20.851
4	36.305	<b>35.867</b>	23.443	34.461	2'10.076	191,2	14:19'30.927
5	36.214	35.943	23.593	39.739	2'15.489P	187,2	14:21'46.416
6	2'47.163	38.393	25.469	37.036	4'28.061P	159,3	14:26'14.477
7	<b>35.995</b>	35.945	23.696	35.933	2'11.569C	170,1	14:28'26.046
8	36.262	36.993	25.936	35.318	2'14.509	175,9	14:30'40.555
9	36.194	35.869	<b>23.318</b>	<b>33.720</b>	<b>2'09.101</b>	<b>193,9</b>	14:32'49.656
10	36.342	36.054	24.313	38.768	2'15.477	160,0	14:35'05.133
11	36.417	35.951	23.931	40.423	2'16.722P	182,4	14:37'21.855

5° 65 J. FACCO (2'09.419)							
Lap	Seg.1	Seg.2	Seg.3	Seg.4	Lap Time	km/h	Local Time
1		37.083	24.450	44.965	180,9	14:13'31.736	
2	1'54.654	37.167	24.965	34.148	3'30.934P	<b>189,1</b>	14:17'02.670
3	36.715	35.976	24.050	34.014	2'10.755	188,5	14:19'13.425

4	38.117	37.358	24.344	33.762	2'13.581	186,9	14:21'27.006
5	36.202	35.968	24.285	34.021	2'10.476	184,9	14:23'37.482
6	36.134	36.283	23.981	34.121	2'10.519	187,2	14:25'48.001
7	36.225	36.238	24.102	33.990	2'10.555	188,5	14:27'58.556
8	<b>36.089</b>	36.118	23.977	33.822	2'10.006	188,8	14:30'08.562
9	41.103	37.151	24.822	33.987	2'17.063	188,5	14:32'25.625
10	36.157	<b>35.929</b>	<b>23.703</b>	<b>33.630</b>	<b>2'09.419</b>	<b>189,1</b>	14:34'35.044
11	41.028	36.963	24.374	41.574	2'23.939P	181,8	14:36'58.983

6° 27 F. ROVELLI (2'09.617)							
Lap	Seg.1	Seg.2	Seg.3	Seg.4	Lap Time	km/h	Local Time
1		36.606	23.860	34.925	187,2	14:12'49.441	
2	37.766	35.887	23.858	34.253	2'11.764	189,5	14:15'01.205
3	38.150	36.117	24.343	34.611	2'13.221	188,5	14:17'14.426
4	36.169	<b>35.758</b>	23.770	33.923	2'09.620	194,2	14:19'24.046
5	36.302	36.278	23.620	34.397	2'10.597	186,2	14:21'34.643
6	36.126	36.049	23.644	41.111	2'16.930P	186,9	14:23'51.573
7	7'02.748	36.590	24.008	34.454	8'37.800P	189,1	14:32'29.373
8	42.326	39.813	23.527	34.316	2'19.982	188,8	14:34'49.355
9	36.262	35.975	23.568	34.223	2'10.028	190,1	14:36'59.383
10	36.179	36.204	23.526	<b>33.708</b>	<b>2'09.617</b>	<b>194,9</b>	14:39'09.000
11	<b>36.076</b>	36.124	<b>23.494</b>	34.086	2'09.780	191,8	14:41'18.780

7° 88 B. IERACI (2'09.990)							
Lap	Seg.1	Seg.2	Seg.3	Seg.4	Lap Time	km/h	Local Time
1		1'00.034	28.149	35.827	184,3	14:13'10.724	
2	37.648	37.074	24.391	34.817	2'13.930	187,5	14:15'24.654
3	36.844	36.406	24.018	34.579	2'11.847	189,8	14:17'36.501
4	36.497	36.372	23.876	34.475	2'11.220	191,5	14:19'47.721
5	36.470	36.456	24.008	34.433	2'11.367	189,8	14:21'59.088
6	36.402	36.345	23.737	34.348	2'10.832	191,2	14:23'09.920
7	38.265	37.150	25.268	42.229	2'22.912P	182,1	14:26'32.832
8	2'31.188	37.608	33.196	35.387	4'17.379P	190,5	14:30'50.211
9	37.897	37.466	24.510	34.934	2'14.807	182,4	14:33'05.018
10	36.290	<b>35.927</b>	<b>23.549</b>	<b>34.224</b>	<b>2'09.990</b>	190,5	14:35'15.008
11	<b>36.118</b>	36.096	23.649	34.432	2'10.295	190,8	14:37'25.303
12	39.075	36.055	23.678	34.376	2'13.184	191,8	14:39'38.487
13	36.313	35.996	23.686	<b>34.041</b>	2'10.036	<b>194,2</b>	14:41'48.523

8° 20 D. LOUREIRO (2'10.225)							
Lap	Seg.1	Seg.2	Seg.3	Seg.4	Lap Time	km/h	Local Time
1		37.520	24.210	35.066	180,3	14:12'55.844	
2	36.684	36.341	24.138	34.830	2'11.993	183,7	14:15'07.837
3	36.514	36.158	23.807	34.604	2'11.083	185,2	14:17'18.920
4	36.237	36.082	23.772	34.518	2'10.609	187,2	14:19'29.529
5	36.129	36.029	23.871	34.579	2'10.608	184,9	14:21'40.137
6	36.190	35.990	23.696	37.669	2'13.545C	151,7	14:23'53.682
7	36.341	42.894	25.160	36.136	2'20.531C	166,4	14:26'14.213
8	36.444	35.990	24.084	<b>34.260</b>	2'10.778	191,2	14:28'24.991
9	36.436	<b>35.892</b>	23.688	34.657	2'10.673	<b>191,5</b>	14:30'35.664
10	45.580	39.598	30.153	34.699	2'30.030	185,6	14:33'05.694
11	36.258	35.908	23.607	34.586	2'10.359	184,6	14:35'16.053
12	<b>36.069</b>	36.027	23.644	34.485	<b>2'10.225</b>	187,2	14:37'26.278
13	39.125	36.424	23.902	34.303	2'13.754	190,5	14:39'40.032
14	36.303	36.282	<b>23.419</b>	34.368	2'10.372	186,9	14:41'50.404

9° 3 M. PEDENEAU (2'10.336)							
Lap	Seg.1	Seg.2	Seg.3	Seg.4	Lap Time	km/h	Local Time
1		38.013	24.500	34.120	186,2	14:12'45.886	
2	39.591	49.556	24.465	34.698	2'28.310	184,9	14:15'14.196
3	38.917	36.490	24.433	34.356	2'14.196	186,5	14:17'28.392
4	36.395	36.177	24.134	34.204	2'10.910	188,5	14:19'39.302

05/04/2019 P = Pits In/Out - C = Lap Time Cancelled

These data/results cannot be reproduced, stored and/or transmitted in whole or in part by any manner of electronic, mechanical, photocopying, recording, broadcasting or otherwise now known or herein after developed without the previous express consent by the copyright owner, except for reproduction in daily press and regular printed publications on sale to the public within 60 days of the event related to those data/results and always provided that copyright symbol appears together as follows below.

© DORNA WSBK ORGANIZATION Srl 2019



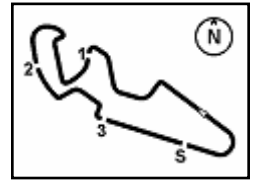
Official Fuel Supplier



Official Tyre Supplier



Official Timekeeper



MotorLand Aragon 5.077 m

## Motocard Aragon Round, 5-7 April 2019

### Chronological Analysis Free Practice 2nd Session Gr.B

2 / 4

5	36.795	36.179	24.019	34.306	2'11.299	186,9	14:21'50.601	4	36.731	<b>35.932</b>	24.112	<b>34.079</b>	<b>2'10.854</b>	192,2	14:19'18.552
6	37.796	38.009	24.593	43.102	2'23.500P	183,1	14:24'14.101	5	36.610	36.259	24.007	34.333	2'11.209	187,8	14:21'29.761
7	2'19.051	37.820	24.742	34.475	3'56.088P	187,5	14:28'10.189	6	36.565	36.358	23.954	34.867	2'11.744	181,2	14:23'41.505
8	36.327	36.169	24.122	33.950	2'10.568C	<b>190,8</b>	14:30'20.757	7	36.851	36.083	23.842	34.130	2'10.906	193,2	14:25'52.411
9	36.814	36.449	24.008	34.343	2'11.614	187,2	14:32'32.371	8	43.889	38.012	24.851	40.960	2'27.712P	185,2	14:28'20.123
10	36.456	<b>35.930</b>	<b>23.762</b>	34.640	2'10.788	183,1	14:34'43.159	9	2'34.073	36.844	24.188	34.323	4'09.428P	185,6	14:32'29.551
11	<b>36.295</b>	35.969	24.040	<b>34.032</b>	<b>2'10.336</b>	189,8	14:36'53.495	10	36.888	36.258	23.826	34.663	2'11.635	185,6	14:34'41.186
12	39.824	51.415	28.049	48.346	2'47.634	144,4	14:39'41.129	11	37.198	36.711	23.698	35.523	2'13.130	168,2	14:36'54.316
13	37.393	36.963	24.416	34.863	2'13.635	186,9	14:41'54.764	12	37.530	36.097	23.816	34.482	2'11.925	189,8	14:39'06.241
								13	36.753	35.934	<b>23.614</b>	34.788	2'11.089	<b>195,3</b>	14:41'17.330

10° 35 F. DE BRUIN (2'10.404)							
Lap	Seg.1	Seg.2	Seg.3	Seg.4	Lap Time	km/h	Local Time
1		37.948	24.942	34.783		183,7	14:12'20.620
2	37.540	49.893	25.141	34.891	2'27.465	185,9	14:14'48.085
3	37.226	37.164	24.624	34.714	2'13.728	186,2	14:17'01.813
4	36.663	36.867	24.457	33.894	2'11.881C	193,2	14:19'13.694
5	36.498	37.562	24.113	33.998	2'12.171	191,2	14:21'25.865
6	36.615	36.606	24.106	34.727	2'12.054	183,1	14:23'37.919
7	36.548	36.599	24.030	34.412	2'11.589	187,2	14:25'49.508
8	36.480	36.451	24.198	34.492	2'11.621	188,5	14:28'01.129
9	36.891	36.213	24.027	34.011	2'11.142C	<b>197,1</b>	14:30'12.271
10	36.866	36.492	<b>23.953</b>	34.133	2'11.444	189,5	14:32'23.715
11	36.791	36.211	23.961	34.186	2'11.149	187,8	14:34'34.864
12	38.798	36.291	24.029	34.702	2'13.820	184,9	14:36'48.684
13	45.716	36.423	24.021	34.031	2'20.191	192,2	14:39'08.875
14	<b>36.454</b>	<b>36.106</b>	24.075	<b>33.769</b>	<b>2'10.404</b>	193,9	14:41'19.279

14° 14 E. DE LA VEGA (2'10.861)							
Lap	Seg.1	Seg.2	Seg.3	Seg.4	Lap Time	km/h	Local Time
1		37.379	24.483	35.174		184,0	14:12'47.542
2	36.704	36.602	24.165	35.391	2'12.862C	183,1	14:15'00.404
3	36.997	36.425	23.933	34.922	2'12.277	185,2	14:17'12.681
4	37.094	36.510	24.218	34.579	2'12.401C	190,1	14:19'25.082
5	36.493	36.545	23.495	<b>34.328</b>	<b>2'10.861</b>	<b>190,8</b>	14:21'35.943
6	36.647	36.291	<b>23.437</b>	35.063	2'11.438	183,7	14:23'47.381
7	36.727	36.485	23.806	41.765	2'18.783P	182,1	14:26'06.164
8	2'14.856	38.936	24.626	38.396	3'56.814P	170,1	14:30'02.978
9	37.121	36.413	23.943	34.965	2'12.442	183,7	14:32'15.420
10	36.835	36.403	23.621	35.416	2'12.275	180,0	14:34'27.695
11	47.428	36.952	24.242	34.954	2'23.576	184,3	14:36'51.271
12	<b>36.422</b>	<b>36.157</b>	23.544	35.019	2'11.142	185,2	14:39'02.413

11° 21 B. SANCHEZ (2'10.704)							
Lap	Seg.1	Seg.2	Seg.3	Seg.4	Lap Time	km/h	Local Time
1	36.869	23.880	34.635		185,6	14:12'49.861	
2	36.867	36.374	24.022	<b>33.875</b>	2'11.138	<b>192,5</b>	14:15'00.999
3	36.613	36.380	24.923	35.262	2'13.178	185,9	14:17'14.177
4	37.141	36.790	23.809	34.949	2'12.689	186,2	14:19'26.866
5	<b>36.424</b>	36.357	<b>23.704</b>	34.416	2'10.901	183,4	14:21'37.767
6	36.482	36.321	24.409	37.138	2'14.350	161,9	14:23'52.117
7	42.006	38.147	24.881	35.814	2'20.848	175,0	14:26'12.965
8	36.862	36.665	23.910	35.999	2'13.436	161,9	14:28'26.401
9	36.691	36.745	23.739	35.584	2'12.759	175,6	14:30'39.160
10	36.761	36.705	23.756	34.342	2'11.564	184,9	14:32'50.724
11	36.561	<b>36.176</b>	23.840	39.720	2'16.297	176,2	14:35'07.021
12	36.811	36.301	23.709	35.445	2'12.266	177,3	14:37'19.287
13	41.965	39.106	24.223	35.087	2'20.381	179,7	14:39'39.668
14	36.432	36.425	23.714	34.133	<b>2'10.704</b>	190,5	14:41'50.372

15° 36 B. NEILA (2'10.901)							
Lap	Seg.1	Seg.2	Seg.3	Seg.4	Lap Time	km/h	Local Time
1		36.881	23.917	34.043		190,5	14:12'49.515
2	37.468	36.159	24.242	<b>33.828</b>	2'11.697	192,5	14:15'01.212
3	37.372	<b>36.090</b>	24.559	34.501	2'12.522	187,2	14:17'13.734
4	36.594	36.277	24.178	33.852	<b>2'10.901</b>	<b>196,7</b>	14:19'24.635
5	<b>36.441</b>	36.376	23.803	34.689	2'11.309	184,0	14:21'35.944
6	54.811	38.158	24.665	44.013	2'41.647P	175,0	14:24'17.591
7	2'27.590	39.673	24.792	35.148	4'07.203P	183,1	14:28'24.794
8	37.291	36.599	23.987	34.606	2'12.483	186,2	14:30'37.277
9	36.789	36.647	24.009	34.691	2'12.136	182,4	14:32'49.413
10	37.243	36.659	<b>23.750</b>	38.084	2'15.736	161,9	14:35'05.149
11	37.470	36.629	24.122	43.442	2'21.663P	179,7	14:37'26.812

12° 54 B. SOFUOGLU (2'10.809)							
Lap	Seg.1	Seg.2	Seg.3	Seg.4	Lap Time	km/h	Local Time
1	37.440	24.488	35.357		178,8	14:12'20.134	
2	37.222	36.606	23.994	35.081	2'12.903	180,9	14:14'33.037
3	37.081	36.281	23.949	34.732	2'12.043	183,4	14:16'45.080
4	41.945	45.671	25.429	39.545	2'32.590P	<b>189,8</b>	14:19'17.670
5	7'04.139	36.600	24.046	<b>34.420</b>	8'39.205P	188,2	14:27'56.875
6	37.148	36.539	23.799	34.459	2'11.945	189,5	14:30'08.820
7	36.778	36.262	23.821	34.912	2'11.773	184,9	14:32'20.593
8	36.990	36.212	23.667	34.713	2'11.582	181,5	14:34'32.175
9	<b>36.478</b>	<b>36.032</b>	23.863	34.436	<b>2'10.809</b>	188,2	14:36'42.984
10	36.691	36.110	<b>23.647</b>	34.800	2'11.248	184,0	14:38'54.232
11	36.608	36.210	23.743	34.540	2'11.101	184,9	14:41'05.333

16° 69 J. BUIS (2'10.908)							
Lap	Seg.1	Seg.2	Seg.3	Seg.4	Lap Time	km/h	Local Time
1		37.278	24.283	34.708		192,2	14:12'49.548
2	37.766	<b>36.080</b>	24.285	<b>33.925</b>	2'12.056	193,2	14:15'01.604
3	36.619	36.111	24.163	34.015	<b>2'10.908</b>	<b>193,5</b>	14:17'12.512
4	37.019	36.439	23.906	34.313	2'11.677	187,2	14:19'24.189
5	37.219	36.841	24.239	40.600	2'18.899P	188,5	14:21'43.088
6	2'24.311	37.522	24.414	34.898	4'01.145P	184,3	14:25'44.233
7	36.734	36.170	23.866	34.572	2'11.342	186,2	14:27'55.575
8	38.707	36.356	24.737	34.107	2'13.907	190,1	14:30'09.482
9	36.885	36.372	23.916	34.028	2'11.201	191,2	14:32'20.683
10	37.177	36.081	23.812	34.146	2'11.216	187,5	14:34'31.899
11	<b>36.489</b>	36.250	<b>23.733</b>	34.719	2'11.191	185,2	14:36'43.090
12	36.517	36.371	23.871	34.257	2'11.016	189,5	14:38'54.106
13	36.675	36.168	24.297	33.970	2'11.110	192,2	14:41'05.216

13° 82 J. HYDE (2'10.854)							
Lap	Seg.1	Seg.2	Seg.3	Seg.4	Lap Time	km/h	Local Time
1	43.953	24.926	37.603		170,6	14:12'44.822	
2	37.605	36.274	23.914	34.176	2'11.969	189,1	14:14'56.791
3	<b>36.469</b>	35.974	24.284	34.180	2'10.907	192,5	14:17'07.698

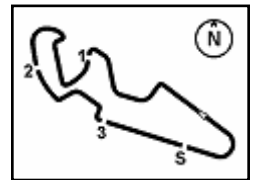
17° 85 K. SABATUCCI (2'11.074)							
Lap	Seg.1	Seg.2	Seg.3	Seg.4	Lap Time	km/h	Local Time
1		38.630	25.430	35.970		179,7	14:12'41.028
2	37.707	37.268	25.007	34.877	2'14.859	184,9	14:14'55.887
3	37.120	<b>36.069</b>	24.210	34.106	2'11.505	<b>196,4</b>	14:17'07.392
4	43.529	37.610	24.097	34.107	2'19.343	<b>196,4</b>	14:19'26.735
5	40.604	38.601	25.351	42.178	2'26.734P	185,2	14:21'53.469

05/04/2019 P = Pits In/Out - C = Lap Time Cancelled

These data/results cannot be reproduced, stored and/or transmitted in whole or in part by any manner of electronic, mechanical, photocopying, recording, broadcasting or otherwise now known or herein after developed without the previous express consent by the copyright owner, except for reproduction in daily press and regular printed publications on sale to the public within 60 days of the event related to those data/results and always provided that copyright symbol appears together as follows below.

© DORNA WSBK ORGANIZATION Srl 2019





MotorLand Aragon 5.077 m

## Motocard Aragon Round, 5-7 April 2019

### Chronological Analysis Free Practice 2nd Session Gr.B

3 / 4

6	2'15.417	36.625	26.421	37.283	3'55.746P	157,4	14:25'49.215	12	37.084	36.621	24.152	34.760	2'12.617	186,2	14:36'58.731
7	36.990	36.190	24.567	<b>34.077</b>	2'11.824	192,9	14:28'01.039	13	37.213	<b>36.449</b>	<b>24.078</b>	34.466	<b>2'12.206</b>	<b>191,5</b>	14:39'10.937
8	<b>36.695</b>	36.130	<b>24.062</b>	34.187	<b>2'11.074</b>	190,5	14:30'12.113	14	37.285	36.887	24.530	34.711	2'13.413	188,5	14:41'24.350

18° 30 D. BLIN (2'11.311)								22° 12 R. DORE (2'12.305)							
Lap	Seg.1	Seg.2	Seg.3	Seg.4	Lap Time	km/h	Local Time	Lap	Seg.1	Seg.2	Seg.3	Seg.4	Lap Time	km/h	Local Time
1		37.379	24.703	37.975		150,4	14:13'33.655	1		38.099	25.050	35.073		181,5	14:12'47.649
2	37.592	36.830	24.146	35.408	2'13.976	180,6	14:15'47.631	2	36.958	36.629	24.542	34.808	2'12.937	186,9	14:15'00.586
3	37.634	37.025	24.177	35.512	2'14.348	179,7	14:18'01.979	3	37.104	36.465	24.930	34.960	2'13.459	186,5	14:17'14.045
4	37.410	36.680	24.083	35.337	2'13.510	182,7	14:20'15.489	4	37.288	37.020	24.025	34.739	2'13.072	191,2	14:19'27.117
5	37.344	36.768	24.100	35.723	2'13.935	178,8	14:22'29.424	5	38.214	36.949	24.595	34.634	2'14.392	186,2	14:21'41.509
6	37.565	37.031	24.432	<b>34.720</b>	2'13.748	<b>184,9</b>	14:24'43.172	6	37.421	36.681	24.656	42.572	2'21.330P	177,3	14:24'02.839
7	37.030	36.391	23.918	35.477	2'12.816	180,6	14:26'55.988	7	2'17.432	36.862	24.438	35.127	3'53.859P	183,4	14:27'56.698
8	36.882	36.190	23.913	35.287	2'12.272	183,7	14:29'08.260	8	37.791	36.794	24.305	<b>34.392</b>	2'13.282	<b>193,2</b>	14:30'09.980
9	37.061	40.364	25.377	39.597	2'22.399	154,5	14:31'30.659	9	36.922	<b>36.447</b>	24.195	34.741	<b>2'12.305</b>	187,2	14:32'22.285
10	37.019	36.560	23.917	35.368	2'12.864	179,1	14:33'43.523	10	<b>36.751</b>	36.448	<b>23.987</b>	35.177	2'12.363	183,1	14:34'34.648
11	36.727	36.124	23.650	35.315	2'11.816	180,6	14:35'55.339	11	38.629	36.546	24.487	34.762	2'14.424	186,9	14:36'49.072
12	<b>36.494</b>	<b>36.099</b>	23.656	35.062	<b>2'11.311</b>	182,7	14:38'06.650	12	38.650	36.459	24.016	34.621	2'13.746	188,8	14:39'02.818
13	36.703	36.195	<b>23.635</b>	34.914	2'11.447	<b>184,9</b>	14:40'18.097	13	37.865	36.484	24.156	34.575	2'13.080	186,5	14:41'15.898

19° 44 T. BRAMICH (2'11.508)								23° 78 J. FORAY (2'12.454)							
Lap	Seg.1	Seg.2	Seg.3	Seg.4	Lap Time	km/h	Local Time	Lap	Seg.1	Seg.2	Seg.3	Seg.4	Lap Time	km/h	Local Time
1		38.386	24.751	34.898		185,9	14:12'56.711	1		38.587	25.662	35.324		186,5	14:12'27.290
2	37.010	36.792	24.452	34.598	2'12.852	188,2	14:15'09.563	2	38.318	37.583	24.984	34.986	2'15.871	186,9	14:14'43.161
3	37.102	36.531	24.175	34.403	2'12.211	<b>192,2</b>	14:17'21.774	3	38.033	37.154	24.524	34.859	2'14.570	189,1	14:16'57.731
4	36.706	36.670	24.077	39.503	2'16.956	190,1	14:19'38.730	4	37.729	37.188	24.435	34.944	2'14.296	189,8	14:19'12.027
5	37.990	37.421	24.616	41.231	2'21.258P	186,5	14:21'59.988	5	37.669	37.066	24.890	34.806	2'14.431	189,5	14:21'26.458
6	2'07.778	37.320	24.649	34.893	3'44.640P	188,5	14:25'44.628	6	37.392	<b>36.652</b>	24.011	34.721	2'12.776	188,2	14:23'39.234
7	37.100	36.470	24.029	34.598	2'12.197	191,8	14:27'56.825	7	37.204	36.829	24.246	35.613	2'13.892	181,2	14:25'53.126
8	37.109	36.826	24.477	34.461	2'12.873	190,8	14:30'09.698	8	37.699	37.006	24.042	34.929	2'13.676	189,1	14:28'06.802
9	36.944	36.465	24.303	34.690	2'12.402	190,1	14:32'22.100	9	37.296	37.050	34.241	36.285	2'14.872	182,7	14:30'31.674
10	<b>36.523</b>	36.185	<b>23.667</b>	35.990	2'12.365	189,1	14:34'34.465	10	37.680	36.893	24.281	34.918	2'13.772	186,9	14:32'45.446
11	40.387	36.609	23.865	34.290	2'15.151	188,8	14:36'49.616	11	37.296	36.694	<b>23.953</b>	34.906	2'12.849	187,2	14:34'58.295
12	36.699	38.152	23.993	<b>34.192</b>	2'13.036	191,2	14:39'02.652	12	<b>37.167</b>	36.728	23.996	<b>34.563</b>	<b>2'12.454</b>	189,8	14:37'10.749
13	36.775	<b>36.131</b>	23.898	34.704	<b>2'11.508</b>	187,2	14:41'14.160	13	37.195	46.310	24.375	34.620	2'22.500	<b>193,2</b>	14:39'33.249
14								14	37.589	37.036	24.001	34.774	2'13.400	189,1	14:41'46.649

20° 99 F. GOMEZ (2'11.975)								24° 77 V. SCHWARZ (2'13.646)							
Lap	Seg.1	Seg.2	Seg.3	Seg.4	Lap Time	km/h	Local Time	Lap	Seg.1	Seg.2	Seg.3	Seg.4	Lap Time	km/h	Local Time
1		42.289	26.153	36.462		177,6	14:12'42.592	1		38.262	24.940	35.451		186,2	14:14'52.694
2	37.335	36.772	24.466	34.585	2'13.158	<b>191,2</b>	14:14'55.750	2	37.836	37.522	24.692	34.910	2'14.960	186,9	14:17'07.654
3	37.339	36.592	24.144	<b>34.195</b>	2'12.270	190,5	14:17'08.020	3	37.525	37.230	24.846	35.355	2'14.956	186,2	14:19'22.610
4	44.607	40.155	26.543	43.716	2'35.021P	185,6	14:19'43.041	4	38.410	36.941	24.296	<b>34.783</b>	2'14.430	<b>189,1</b>	14:21'37.040
5	7'23.136	38.080	25.224	35.472	9'01.912P	181,2	14:28'44.953	5	38.015	37.335	24.309	35.061	2'14.720	185,9	14:23'51.760
6	36.917	36.881	24.145	34.928	2'12.871	184,0	14:30'57.824	6	37.705	<b>36.919</b>	24.400	35.226	2'14.250	183,4	14:26'06.010
7	38.044	37.239	24.494	35.006	2'14.783	182,7	14:33'12.607	7	37.709	37.109	24.623	35.431	2'14.872	183,7	14:28'20.882
8	36.862	36.601	24.128	35.235	2'12.826	180,0	14:35'25.433	8	37.723	37.083	24.719	35.320	2'14.845	184,6	14:30'35.727
9	<b>36.805</b>	36.562	24.090	34.875	2'12.332	184,0	14:37'37.765	9	37.780	37.357	24.603	34.807	2'14.547	187,2	14:32'50.274
10	37.043	36.482	24.048	34.932	2'12.505	185,6	14:39'50.270	10	37.553	37.133	24.311	35.797	2'14.794	183,4	14:35'05.068
11	36.826	<b>36.392</b>	<b>23.988</b>	34.769	<b>2'11.975</b>	184,0	14:42'02.245	11	<b>37.340</b>	37.145	<b>24.045</b>	35.116	<b>2'13.646</b>	184,3	14:37'18.714
12								12	37.626	36.934	24.247	35.447	2'14.254	183,1	14:39'32.968
13								13	37.834	37.312	24.282	35.107	2'14.535	185,9	14:41'47.503

21° 61 Y. OKAYA (2'12.206)								25° 32 A. PELIKANOVA (2'14.200)							
Lap	Seg.1	Seg.2	Seg.3	Seg.4	Lap Time	km/h	Local Time	Lap	Seg.1	Seg.2	Seg.3	Seg.4	Lap Time	km/h	Local Time
1		38.796	26.244	35.223		186,9	14:12'27.395	1		41.841	25.400	36.176		182,7	14:12'34.913
2	37.971	37.658	24.946	35.492	2'16.067	188,5	14:14'43.462	2	39.185	37.906	24.823	35.381	2'17.295	184,9	14:14'52.208
3	37.853	37.135	24.840	34.969	2'14.797	187,5	14:16'58.259	3	38.219	37.766	24.918	35.059	2'15.962	<b>192,9</b>	14:17'08.170
4	37.412	37.301	24.595	34.816	2'14.124	188,8	14:19'12.383	4	37.458	37.293	24.960	<b>34.907</b>	2'14.618	191,2	14:19'22.788
5	37.507	36.987	24.477	34.902	2'13.873	182,7	14:21'26.256	5	37.571	37.176	31.678	35.006	2'21.431	187,5	14:21'44.219
6	37.719	36.733	24.344	34.490	2'13.286	189,1	14:23'39.542	6	38.192	37.782	<b>24.406</b>	44.269	2'24.649P	185,9	14:24'08.868
7	37.093	36.822	24.390	34.646	2'12.951	184,6	14:25'52.493	7	5'40.680	38.915	24.893	35.500	7'19.988P	186,9	14:31'28.856
8	38.984	37.290	24.504	34.902	2'15.680	187,8	14:28'08.173	8	37.901	37.414	24.685	35.287	2'15.287	186,2	14:33'44.143
9	37.224	36.773	24.407	34.521	2'12.925	<b>191,5</b>	14:30'21.098								
10	37.327	36.544	24.205	<b>34.181</b>	2'12.257	189,5	14:32'33.355								
11	<b>37.010</b>	36.640	24.174	34.935	2'12.759	184,3	14:34'46.114								

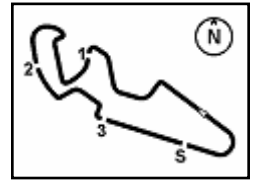
05/04/2019 P = Pits In/Out - C = Lap Time Cancelled

These data/results cannot be reproduced, stored and/or transmitted in whole or in part by any manner of electronic, mechanical, photocopying, recording, broadcasting or otherwise now known or herein after developed without the previous express consent by the copyright owner, except for reproduction in daily press and regular printed publications on sale to the public within 60 days of the event related to those data/results and always provided that copyright symbol appears together as follows below.

© DORNA WSBK ORGANIZATION Srl 2019







## Motocard Aragon Round, 5-7 April 2019

### Chronological Analysis Free Practice 2nd Session Gr.B

9	37.655	37.738	24.453	35.514	2'15.360	184,3	14:35'59.503
10	<b>37.416</b>	<b>37.145</b>	24.609	35.030	<b>2'14.200</b>	186,5	14:38'13.703
11	37.592	37.746	24.593	35.045	2'14.976	188,2	14:40'28.679

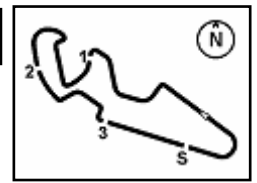
26° 93 A. QUINET (2'15.274)							
Lap	Seg.1	Seg.2	Seg.3	Seg.4	Lap Time	km/h	Local Time
1		38.649	24.914	35.962		178,2	14:12'30.679
2	38.101	37.906	24.577	36.163	2'16.747	178,8	14:14'47.426
3	38.227	37.475	24.438	35.408	2'15.548C	182,7	14:17'02.974
4	37.713	37.821	24.818	35.942	2'16.294	180,0	14:19'19.268
5	37.820	37.987	24.789	<b>35.359</b>	2'15.955	<b>183,4</b>	14:21'35.223
6	<b>37.637</b>	<b>37.242</b>	<b>24.153</b>	36.170	2'15.202C	177,6	14:23'50.425
7	37.813	37.620	24.469	35.727	2'15.629	181,2	14:26'06.054
8	37.945	37.654	24.592	35.600	2'15.791	181,2	14:28'21.845
9	37.966	37.312	24.261	45.323	2'24.862P	130,1	14:30'46.707
10	2'29.012	37.921	24.206	35.890	4'07.029P	178,2	14:34'53.736
11	37.643	37.494	24.388	36.546	2'16.071	177,3	14:37'09.807
12	37.723	37.296	24.362	35.893	<b>2'15.274</b>	179,7	14:39'25.081
13	37.814	37.720	24.657	36.015	2'16.206	177,9	14:41'41.287

05/04/2019 P = Pits In/Out - C = Lap Time Cancelled

These data/results cannot be reproduced, stored and/or transmitted in whole or in part by any manner of electronic, mechanical, photocopying, recording, broadcasting or otherwise now known or herein after developed without the previous express consent by the copyright owner, except for reproduction in daily press and regular printed publications on sale to the public within 60 days of the event related to those data/results and always provided that copyright symbol appears together as follows below.

© DORNA WSBK ORGANIZATION Srl 2019

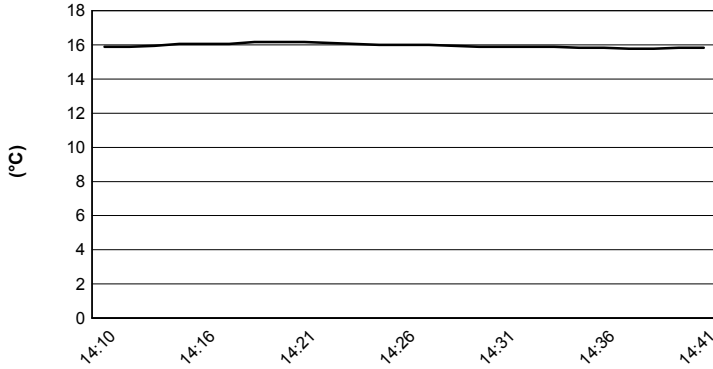




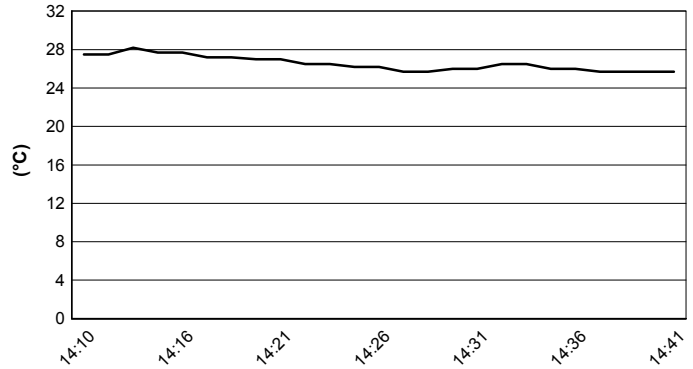
MotorLand Aragon 5.077 m

**Motocard Aragon Round, 5-7 April 2019**  
**Weather Report Free Practice 2nd Session Gr.B**  
 Session started 14:10 - Session ended 14:42

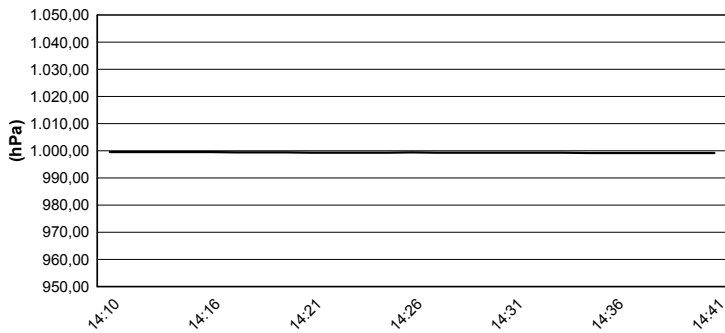
### Air Temperature



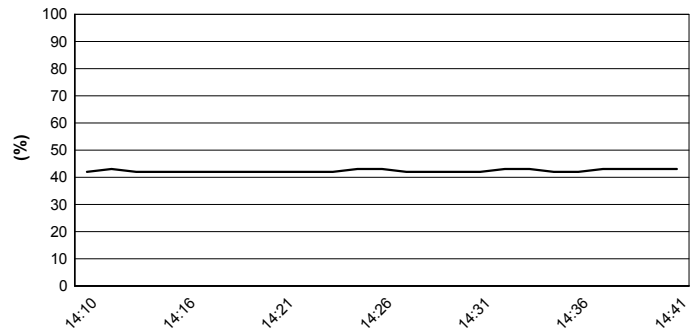
### Track Temperature



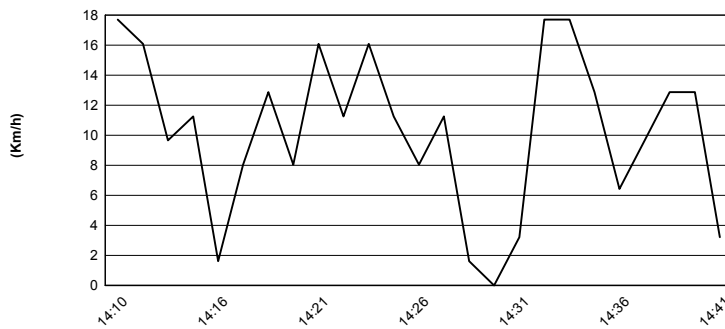
### Air Pressure



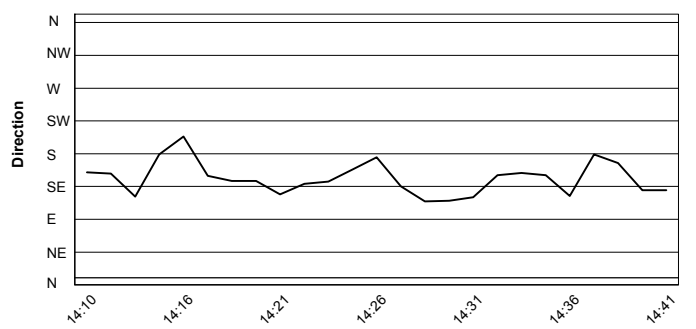
### Humidity



### Wind Speed



### Wind Direction



05/04/2019

These data/results cannot be reproduced, stored and/or transmitted in whole or in part by any manner of electronic, mechanical, photocopying, recording, broadcasting or otherwise now known or herein after developed without the previous express consent by the copyright owner, except for reproduction in daily press and regular printed publications on sale to the public within 60 days of the event related to those data/results and always provided that copyright symbol appears together as follows below.

© DORNA WSBK ORGANIZATION Srl 2019



Official Fuel Supplier

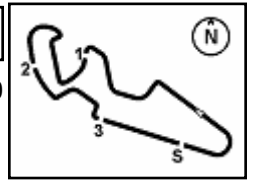


FICR PERUGIA TIMING

Official Tyre Supplier



Official Timekeeper



## Motocard Aragon Round, 5-7 April 2019

### Best Laps & Speeds Gr.B

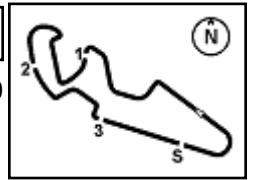
No.	Rider Bike	Nat	Best Lap		FP1		FP2											
			LL	SPD	LL	SPD	LL	SPD										
1	17 K. MEUFFELS KTM RC 390 R	NED	2'08.099	10 197,4			2'08.099	10 197,4										
2	72 V. STEEMAN KTM RC 390 R	NED																
3	41 J. JAHNIG KTM RC 390 R	GER	2'08.231	11 196,0			2'08.231	11 196,0										
4	97 M. KAPPLER KTM RC 390 R	GER																
5	55 G. HENDRA PRATAMA Yamaha YZF-R3	INA	2'08.552	12 192,8	2'12.155	4 184,9	2'08.552	8 192,8										
6	95 S. DEROUE Kawasaki Ninja 400	NED	2'09.943	5 196,7	2'09.943	5 196,7												
7	18 M. GONZALEZ Kawasaki Ninja 400	ESP	2'08.885	10 189,8			2'08.885	10 189,8										
8	25 A. VERDOÍA Yamaha YZF-R3	FRA	2'09.372	11 194,9	2'09.372	11 194,9												
9	16 M. LUNA BAYEN Kawasaki Ninja 400	ESP	2'09.186	19 193,9	2'09.186	9 193,9	2'10.533	10 192,8										
10	64 H. DE CANCELLIS Yamaha YZF-R3	FRA	2'09.209	16 191,8	2'12.267	4	2'09.209	12 191,8										
11	65 J. FACCO Yamaha YZF-R3	ITA	2'12.317	4 191,8	2'12.317	4 191,8												
12	27 F. ROVELLI Kawasaki Ninja 400	ITA	2'14.697	11 193,5	2'14.697	11 193,5												
13	8 M. PEREZ Kawasaki Ninja 400	ESP	2'09.625	19 191,4	2'11.157	9 187,8	2'09.625	10 191,4										
14	6 R. SCHOTMAN Kawasaki Ninja 400	NED	2'09.704	20 197,8	2'10.639	10 192,5	2'09.704	10 197,8										
15	1 A. CARRASCO Kawasaki Ninja 400	ESP	2'09.828	19 197,0	2'13.356	9 197,0	2'09.828	10 191,1										
16	47 F. HERNANDEZ MOYANO Yamaha YZF-R3	ESP	2'09.922	23 193,2	2'09.922	12 193,2	2'10.068	11 190,1										
17	88 B. IERACI Kawasaki Ninja 400	ITA	2'09.948	10 196,3	2'09.948	10 196,3												
18	22 N. KALININ Kawasaki Ninja 400	UKR	2'10.054	21 193,2	2'10.055	9 188,8	2'10.054	12 193,2										
19	20 D. LOUREIRO Kawasaki Ninja 400	RSA	2'11.437	7 186,5	2'11.437	7 186,5												
20	28 O. BONOLI Yamaha YZF-R3	ITA	2'10.271	18 193,5	2'10.604	7 191,8	2'10.271	11 193,5										
21	13 D. IOZZO Kawasaki Ninja 400	RSA	2'10.327	17 193,2	2'13.366	5 132,3	2'10.327	12 193,2										
22	3 M. PEDENEAU Yamaha YZF-R3	FRA	2'10.446	11 193,2	2'10.446	11 193,2												
23	69 J. BUIS Kawasaki Ninja 400	NED	2'10.356	11 194,9	2'10.356	11 194,9												
24	35 F. DE BRUIN Yamaha YZF-R3	NED	2'14.487	3 190,4	2'14.487	3 190,4												
25	42 M. GARCIA Kawasaki Ninja 400	ESP	2'10.538	20 191,4	2'10.538	11 191,4	2'11.728	9 190,8										

05/04/2019

These data/results cannot be reproduced, stored and/or transmitted in whole or in part by any manner of electronic, mechanical, photocopying, recording, broadcasting or otherwise now known or herein after developed without the previous express consent by the copyright owner, except for reproduction in daily press and regular printed publications on sale to the public within 60 days of the event related to those data/results and always provided that copyright symbol appears together as follows below.

© DORNA WSBK ORGANIZATION Srl 2019





MotorLand Aragon 5.077 m

## Motocard Aragon Round, 5-7 April 2019

### Best Laps & Speeds Gr.B

2 / 3

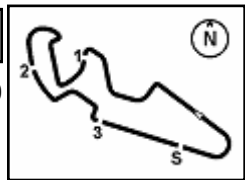
No.	Rider Bike	Nat	Best Lap		FP1		FP2										
			LL	SPD	LL	SPD	LL	SPD									
26	7 E. GOHARA KAWAKAMI Yamaha YZF-R3	BRA	2'10.632	24 189,8	2'11.810	13 189,8	2'10.632	11 189,8									
27	21 B. SANCHEZ Kawasaki Ninja 400	ESP	2'10.725	10 187,8	2'10.725	10 187,8											
28	54 B. SOFUOGLU Kawasaki Ninja 400	TUR	2'18.652	5 185,2	2'18.652	5 185,2											
29	82 J. HYDE Kawasaki Ninja 400	AUS	2'12.510	8 189,8	2'12.510	8 189,8											
30	14 E. DE LA VEGA Kawasaki Ninja 400	FRA	2'12.166	11 189,8	2'12.166	11 189,8											
31	36 B. NEILA Yamaha YZF-R3	ESP	2'11.888	11 193,5	2'11.888	11 193,5											
32	19 B. MOLINA Yamaha YZF-R3	CHI	2'10.911	21 193,9	2'14.780	11 188,4	2'10.911	10 193,9									
33	71 T. EDWARDS Kawasaki Ninja 400	AUS	2'10.944	11 187,1			2'10.944	11 187,1									
34	66 D. OTTEN Kawasaki Ninja 400	NED	2'10.945	24 193,2	2'12.259	12 193,2	2'10.945	12 192,5									
35	85 K. SABATUCCI Yamaha YZF-R3	ITA	2'20.061	4 189,1	2'20.061	4 189,1											
36	11 K. ARDUINI Kawasaki Ninja 400	ITA	2'11.183	18 193,2	2'12.530	9 193,2	2'11.183	9 188,4									
37	5 G. ERILL Kawasaki Ninja 400	ESP	2'11.299	18 190,4	2'13.083	7 190,4	2'11.299	11 190,1									
38	30 D. BLIN Yamaha YZF-R3	POL	2'11.954	11 186,2	2'11.954	11 186,2											
39	99 F. GOMEZ Kawasaki Ninja 400	ESP	2'11.384	11 192,8	2'11.384	11 192,8											
40	44 T. BRAMICH Kawasaki Ninja 400	AUS	2'13.028	7 183,9	2'13.028	7 183,9											
41	15 M. BASTIANELLI Kawasaki Ninja 400	ITA	2'11.619	21 192,5	2'15.325	10 192,5	2'11.619	11 191,4									
42	61 Y. OKAYA Kawasaki Ninja 400	JPN	2'15.951	10 184,9	2'15.951	10 184,9											
43	12 R. DORE Yamaha YZF-R3	FRA	2'12.651	8 191,4	2'12.651	8 191,4											
44	52 O. KÖNIG Kawasaki Ninja 400	CZE	2'12.386	22 191,1	2'15.581	10 188,4	2'12.386	12 191,1									
45	78 J. FORAY Kawasaki Ninja 400	FRA	2'14.249	11 194,2	2'14.249	11 194,2											
46	79 T. ALONSO Kawasaki Ninja 400	POR	2'13.483	22 189,4	2'14.278	11 187,8	2'13.483	11 189,4									
47	77 V. SCHWARZ Kawasaki Ninja 400	CZE	2'14.469	11 188,1	2'14.469	11 188,1											
48	33 K. HARTMANN Yamaha YZF-R3	FRA	2'13.890	18 188,8	2'15.309	8 188,8	2'13.890	10 184,9									
49	32 A. PELIKANOVA Kawasaki Ninja 400	CZE	2'15.524	10 191,8	2'15.524	10 191,8											
50	9 S. NAUD Kawasaki Ninja 400	FRA	2'14.317	24 191,8	2'14.317	12 191,8	2'14.591	12 191,1									

05/04/2019

These data/results cannot be reproduced, stored and/or transmitted in whole or in part by any manner of electronic, mechanical, photocopying, recording, broadcasting or otherwise now known or herein after developed without the previous express consent by the copyright owner, except for reproduction in daily press and regular printed publications on sale to the public within 60 days of the event related to those data/results and always provided that copyright symbol appears together as follows below.

© DORNA WSBK ORGANIZATION Srl 2019





MotorLand Aragon 5.077 m

## Motocard Aragon Round, 5-7 April 2019

### Best Laps & Speeds Gr.B

3 / 3

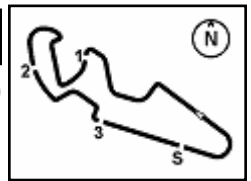
No.	Rider Bike	Nat	Best Lap								
			LL	SPD							
51	93 A. QUINET Honda CBR500R	FRA	2'16.180 6 187,1	2'16.180 6 187,1							
52	84 K. ALOISI Kawasaki Ninja 400	ITA	2'16.091 17 183,9	2'20.286 8 181,8	2'16.091 9 183,9						

05/04/2019

These data/results cannot be reproduced, stored and/or transmitted in whole or in part by any manner of electronic, mechanical, photocopying, recording, broadcasting or otherwise now known or herein after developed without the previous express consent by the copyright owner, except for reproduction in daily press and regular printed publications on sale to the public within 60 days of the event related to those data/results and always provided that copyright symbol appears together as follows below.

© DORNA WSBK ORGANIZATION Srl 2019





## Motocard Aragon Round, 5-7 April 2019

### Free Practices Combined Times after FP2

No.	Rider	Nat	Team	Bike	Class	FP1	FP2	FP3	Time	Gap	Rel.	Avg	LL
1	<b>17 K. MEUFFELS</b>	NED	Freudenberg KTM WorldSSP Team	KTM RC 390 R	A		<b>2'08.099</b>		<b>2'08.099</b>			142,680	10
2	<b>72 V. STEEMAN</b>	NED	Freudenberg KTM Junior Team	KTM RC 390 R	B		<b>2'08.203</b>		<b>2'08.203</b>	0.104	0.104	142,565	11
3	<b>41 J. JAHNIG</b>	GER	Freudenberg KTM Junior Team	KTM RC 390 R	A		<b>2'08.231</b>		<b>2'08.231</b>	0.132	0.028	142,533	11
4	<b>97 M. KAPPLER</b>	GER	Freudenberg KTM WorldSSP Team	KTM RC 390 R	B		<b>2'08.389</b>		<b>2'08.389</b>	0.290	0.158	142,358	11
5	<b>55 G. HENDRA PRATAMA</b>	INA	Semakin Di Depan Biblion Motoxrcing	Yamaha YZF-R3	A	2'12.155	<b>2'08.552</b>		<b>2'08.552</b>	0.453	0.163	142,177	12
6	<b>95 S. DEROUE</b>	NED	Kawasaki MOTOPOST	Kawasaki Ninja 400	B	2'09.943	<b>2'08.819</b>		<b>2'08.819</b>	0.720	0.267	141,883	16
7	<b>18 M. GONZALEZ</b>	ESP	Kawasaki ParkinGO Team	Kawasaki Ninja 400	A		<b>2'08.885</b>		<b>2'08.885</b>	0.786	0.066	141,810	12
8	<b>25 A. VERDOIA</b>	FRA	BCD Yamaha MS Racing	Yamaha YZF-R3	B	2'09.372	<b>2'09.101</b>		<b>2'09.101</b>	1.002	0.216	141,573	21
9	<b>16 M. LUNA BAYEN</b>	ESP	Kawasaki GP Project	Kawasaki Ninja 400	A	<b>2'09.186</b>	2'10.533		<b>2'09.186</b>	1.087	0.085	141,480	19
10	<b>64 H. DE CANCELLIS</b>	FRA	Team Trasimeno	Yamaha YZF-R3	A	2'12.267	<b>2'09.209</b>		<b>2'09.209</b>	1.110	0.023	141,455	16
11	<b>65 J. FACCO</b>	ITA	Semakin Di Depan Biblion Motoxrcing	Yamaha YZF-R3	B	2'12.317	<b>2'09.419</b>		<b>2'09.419</b>	1.320	0.210	141,225	14
12	<b>27 F. ROVELLI</b>	ITA	Kawasaki ParkinGO Team	Kawasaki Ninja 400	B	2'14.697	<b>2'09.617</b>		<b>2'09.617</b>	1.518	0.198	141,009	21
13	<b>8 M. PEREZ</b>	ESP	Scuderia Maranga Racing	Kawasaki Ninja 400	A	2'11.157	<b>2'09.625</b>		<b>2'09.625</b>	1.526	0.008	141,001	19
14	<b>6 R. SCHOTMAN</b>	NED	Kawasaki MOTOPOST	Kawasaki Ninja 400	A	2'10.639	<b>2'09.704</b>		<b>2'09.704</b>	1.605	0.079	140,915	20
15	<b>1 A. CARRASCO</b>	ESP	Kawasaki Provec WorldSSP300	Kawasaki Ninja 400	A	2'13.356	<b>2'09.828</b>		<b>2'09.828</b>	1.729	0.124	140,780	19
16	<b>47 F. HERNANDEZ MOYANO</b>	ESP	BCD Yamaha MS Racing	Yamaha YZF-R3	A	<b>2'09.922</b>	2'10.068		<b>2'09.922</b>	1.823	0.094	140,678	23
17	<b>88 B. IERACI</b>	ITA	Kawasaki GP Project	Kawasaki Ninja 400	B	<b>2'09.948</b>	2'09.990		<b>2'09.948</b>	1.849	0.026	140,650	22
18	<b>22 N. KALININ</b>	UKR	Nutec - RT Motorsports by SKM - Kawasaki	Kawasaki Ninja 400	A	2'10.055	<b>2'10.054</b>		<b>2'10.054</b>	1.955	0.106	140,535	21
19	<b>20 D. LOUREIRO</b>	RSA	Nutec - RT Motorsports by SKM - Kawasaki	Kawasaki Ninja 400	B	2'11.437	<b>2'10.225</b>		<b>2'10.225</b>	2.126	0.171	140,351	20
20	<b>28 O. BONOLI</b>	ITA	Team Trasimeno	Yamaha YZF-R3	A	2'10.604	<b>2'10.271</b>		<b>2'10.271</b>	2.172	0.046	140,301	18
21	<b>13 D. IOZZO</b>	RSA	Nutec - RT Motorsports by SKM - Kawasaki	Kawasaki Ninja 400	A	2'13.366	<b>2'10.327</b>		<b>2'10.327</b>	2.228	0.056	140,241	17
22	<b>3 M. PEDENEAU</b>	FRA	Team MHP Racing-Patrick Pons	Yamaha YZF-R3	B	2'10.446	<b>2'10.336</b>		<b>2'10.336</b>	2.237	0.009	140,231	23
23	<b>69 J. BUIS</b>	NED	MTM Racing Team	Kawasaki Ninja 400	B	<b>2'10.356</b>	2'10.908		<b>2'10.356</b>	2.257	0.020	140,210	23
24	<b>35 F. DE BRUIN</b>	NED	Team Trasimeno	Yamaha YZF-R3	B	2'14.487	<b>2'10.404</b>		<b>2'10.404</b>	2.305	0.048	140,158	16
25	<b>42 M. GARCIA</b>	ESP	DS Junior Team	Kawasaki Ninja 400	A	<b>2'10.538</b>	2'11.728		<b>2'10.538</b>	2.439	0.134	140,014	20
26	<b>7 E. GOHARA KAWAKAMI</b>	BRA	BCD Yamaha MS Racing	Yamaha YZF-R3	A	2'11.810	<b>2'10.632</b>		<b>2'10.632</b>	2.533	0.094	139,914	24
27	<b>21 B. SANCHEZ</b>	ESP	Scuderia Maranga Racing	Kawasaki Ninja 400	B	2'10.725	<b>2'10.704</b>		<b>2'10.704</b>	2.605	0.072	139,837	23
28	<b>54 B. SOFUOGLU</b>	TUR	Turkish Puccetti Racing by TSM	Kawasaki Ninja 400	B	2'18.652	<b>2'10.809</b>		<b>2'10.809</b>	2.710	0.105	139,724	15
29	<b>82 J. HYDE</b>	AUS	2R Racing Team	Kawasaki Ninja 400	B	2'12.510	<b>2'10.854</b>		<b>2'10.854</b>	2.755	0.045	139,676	20
30	<b>14 E. DE LA VEGA</b>	FRA	Flembbo Leader Team	Kawasaki Ninja 400	B	2'12.166	<b>2'10.861</b>		<b>2'10.861</b>	2.762	0.007	139,669	22
31	<b>36 B. NEILA</b>	ESP	BCD Yamaha MS Racing	Yamaha YZF-R3	B	2'11.888	<b>2'10.901</b>		<b>2'10.901</b>	2.802	0.040	139,626	21
32	<b>19 B. MOLINA</b>	CHI	Terra e Moto	Yamaha YZF-R3	A	2'14.780	<b>2'10.911</b>		<b>2'10.911</b>	2.812	0.010	139,615	21
33	<b>71 T. EDWARDS</b>	AUS	Kawasaki ParkinGO Team	Kawasaki Ninja 400	A		<b>2'10.944</b>		<b>2'10.944</b>	2.845	0.033	139,580	11
34	<b>66 D. OTTEN</b>	NED	MTM Racing Team	Kawasaki Ninja 400	A	2'12.259	<b>2'10.945</b>		<b>2'10.945</b>	2.846	0.001	139,579	24
35	<b>85 K. SABATUCCI</b>	ITA	Team Trasimeno	Yamaha YZF-R3	B	2'20.061	<b>2'11.074</b>		<b>2'11.074</b>	2.975	0.129	139,442	11
36	<b>11 K. ARDUINI</b>	ITA	2R Racing Team	Kawasaki Ninja 400	A	2'12.530	<b>2'11.183</b>		<b>2'11.183</b>	3.084	0.109	139,326	18
37	<b>5 G. ERILL</b>	ESP	DEZA - BOX 77 Racing	Kawasaki Ninja 400	A	2'13.083	<b>2'11.299</b>		<b>2'11.299</b>	3.200	0.116	139,203	18
38	<b>30 D. BLIN</b>	POL	Terra e Moto	Yamaha YZF-R3	B	2'11.954	<b>2'11.311</b>		<b>2'11.311</b>	3.212	0.012	139,190	23
39	<b>99 F. GOMEZ</b>	ESP	DS Junior Team	Kawasaki Ninja 400	B	<b>2'11.384</b>	2'11.975		<b>2'11.384</b>	3.285	0.073	139,113	21
40	<b>44 T. BRAMICH</b>	AUS	Carl Cox-RT Motorsports by SKM-Kawasaki	Kawasaki Ninja 400	B	2'13.028	<b>2'11.508</b>		<b>2'11.508</b>	3.409	0.124	138,982	19
41	<b>15 M. BASTIANELLI</b>	ITA	Prodina IRCOS Kawasaki	Kawasaki Ninja 400	A	2'15.325	<b>2'11.619</b>		<b>2'11.619</b>	3.520	0.111	138,864	21
42	<b>61 Y. OKAYA</b>	JPN	DS Junior Team	Kawasaki Ninja 400	B	2'15.951	<b>2'12.206</b>		<b>2'12.206</b>	4.107	0.587	138,248	23
43	<b>12 R. DORE</b>	FRA	Team MHP Racing-Patrick Pons	Yamaha YZF-R3	B	2'12.651	<b>2'12.305</b>		<b>2'12.305</b>	4.206	0.099	138,144	20
44	<b>52 O. KÖNIG</b>	CZE	ACCR Czech Talent Team - Willi Race	Kawasaki Ninja 400	A	2'15.581	<b>2'12.386</b>		<b>2'12.386</b>	4.287	0.081	138,060	22
45	<b>78 J. FORAY</b>	FRA	Prodina IRCOS Kawasaki	Kawasaki Ninja 400	B	2'14.249	<b>2'12.454</b>		<b>2'12.454</b>	4.355	0.068	137,989	24
46	<b>79 T. ALONSO</b>	POR	Kawasaki GP Project	Kawasaki Ninja 400	A	2'14.278	<b>2'13.483</b>		<b>2'13.483</b>	5.384	1.029	136,925	22
47	<b>77 V. SCHWARZ</b>	CZE	ACCR Czech Talent Team - Willi Race	Kawasaki Ninja 400	B	2'14.469	<b>2'13.646</b>		<b>2'13.646</b>	5.547	0.163	136,758	23
48	<b>33 K. HARTMANN</b>	FRA	Team MHP Racing-Patrick Pons	Yamaha YZF-R3	A	2'15.309	<b>2'13.890</b>		<b>2'13.890</b>	5.791	0.244	136,509	18
49	<b>32 A. PELIKANOVA</b>	CZE	Kawasaki GP Project	Kawasaki Ninja 400	B	2'15.524	<b>2'14.200</b>		<b>2'14.200</b>	6.101	0.310	136,194	20
50	<b>9 S. NAUD</b>	FRA	Flembbo Leader Team	Kawasaki Ninja 400	A	<b>2'14.317</b>	2'14.591		<b>2'14.317</b>	6.218	0.117	136,075	24
51	<b>93 A. QUINET</b>	FRA	TGP Racing	Honda CBR500R	B	2'16.180	<b>2'15.274</b>		<b>2'15.274</b>	7.175	0.957	135,112	18
52	<b>84 K. ALOISI</b>	ITA	DS Junior Team	Kawasaki Ninja 400	A	2'20.286	<b>2'16.091</b>		<b>2'16.091</b>	7.992	0.817	134,301	17

05/04/2019

These data/results cannot be reproduced, stored and/or transmitted in whole or in part by any manner of electronic, mechanical, photocopying, recording, broadcasting or otherwise now known or herein after developed without the previous express consent by the copyright owner, except for reproduction in daily press and regular printed publications on sale to the public within 60 days of the event related to those data/results and always provided that copyright symbol appears together as follows below.

© DORNA WSBK ORGANIZATION Srl 2019



Official Fuel Supplier



FKR PERUGIA TIMING

Official Tyre Supplier



Official Timekeeper