

Motocard Aragon Round, 5-7 April 2019

Free Practices Combined Results Gr.B

No.	Rider	Nat	Team	Bike	Class	FP1	FP2	FP3	Time	Gap	Rel.	Avg	LL	
1	25 A. VERDOÑA	FRA	BCD Yamaha MS Racing	Yamaha YZF-R3	B	2'09.372	2'09.101	2'08.150	2'08.150			142,623	27	
2	72 V. STEEMAN	NED	Freudenberg KTM Junior Team	KTM RC 390 R	B		2'08.203	2'08.201	2'08.201	0.051	0.051	142,567	16	
3	97 M. KAPPLER	GER	Freudenberg KTM WorldSSP Team	KTM RC 390 R	B			2'08.389	2'09.057	2'08.389	0.239	0.188	142,358	16
4	3 M. PEDENEAU	FRA	Team MHP Racing-Patrick Pons	Yamaha YZF-R3	B	2'10.446	2'10.336	2'08.609	2'08.609	0.459	0.220	142,114	29	
5	95 S. DEROUE	NED	Kawasaki MOTOPOST	Kawasaki Ninja 400	B	2'09.943	2'08.819	2'08.766	2'08.766	0.616	0.157	141,941	22	
6	27 F. ROVELLI	ITA	Kawasaki ParkinGO Team	Kawasaki Ninja 400	B	2'14.697	2'09.617	2'09.054	2'09.054	0.904	0.288	141,624	26	
7	65 J. FACCO	ITA	Semakin Di Depan Biblion Motoxrcing	Yamaha YZF-R3	B	2'12.317	2'09.419	2'09.066	2'09.066	0.916	0.012	141,611	19	
8	30 D. BLIN	POL	Terra e Moto	Yamaha YZF-R3	B	2'11.954	2'11.311	2'09.243	2'09.243	1.093	0.177	141,417	29	
9	82 J. HYDE	AUS	2R Racing Team	Kawasaki Ninja 400	B	2'12.510	2'10.854	2'09.454	2'09.454	1.304	0.211	141,187	26	
10	69 J. BUIS	NED	MTM Racing Team	Kawasaki Ninja 400	B	2'10.356	2'10.908	2'09.478	2'09.478	1.328	0.024	141,161	27	
11	14 E. DE LA VEGA	FRA	Flembbo Leader Team	Kawasaki Ninja 400	B	2'12.166	2'10.861	2'09.541	2'09.541	1.391	0.063	141,092	28	
12	78 J. FORAY	FRA	Prodina IRCOS Kawasaki	Kawasaki Ninja 400	B	2'14.249	2'12.454	2'09.663	2'09.663	1.513	0.122	140,959	30	
13	88 B. IERACI	ITA	Kawasaki GP Project	Kawasaki Ninja 400	B	2'09.948	2'09.990	2'09.712	2'09.712	1.562	0.049	140,906	25	
14	36 B. NEILA	ESP	BCD Yamaha MS Racing	Yamaha YZF-R3	B	2'11.888	2'10.901	2'09.739	2'09.739	1.589	0.027	140,877	27	
15	99 F. GOMEZ	ESP	DS Junior Team	Kawasaki Ninja 400	B	2'11.384	2'11.975	2'09.768	2'09.768	1.618	0.029	140,845	27	
16	12 R. DORE	FRA	Team MHP Racing-Patrick Pons	Yamaha YZF-R3	B	2'12.651	2'12.305	2'09.798	2'09.798	1.648	0.030	140,813	26	
17	35 F. DE BRUIN	NED	Team Trasimeno	Yamaha YZF-R3	B	2'14.487	2'10.404	2'09.964	2'09.964	1.814	0.166	140,633	22	
18	20 D. LOUREIRO	RSA	Nutec - RT Motorsports by SKM - Kawasaki	Kawasaki Ninja 400	B	2'11.437	2'10.225	2'11.592	2'10.225	2.075	0.261	140,351	22	
19	21 B. SANCHEZ	ESP	Scuderia Maranga Racing	Kawasaki Ninja 400	B	2'10.725	2'10.704	2'11.231	2'10.704	2.554	0.479	139,837	29	
20	54 B. SOFUOGLU	TUR	Turkish Puccetti Racing by TSM	Kawasaki Ninja 400	B	2'18.652	2'10.809	2'10.858	2'10.809	2.659	0.105	139,724	21	
21	85 K. SABATUCCI	ITA	Team Trasimeno	Yamaha YZF-R3	B	2'20.061	2'11.074	2'10.851	2'10.851	2.701	0.042	139,679	17	
22	44 T. BRAMICH	AUS	Carl Cox-RT Motorsports by SKM-Kawasaki	Kawasaki Ninja 400	B	2'13.028	2'11.508	2'11.134	2'11.134	2.984	0.283	139,378	25	
23	77 V. SCHWARZ	CZE	ACCR Czech Talent Team - Willi Race	Kawasaki Ninja 400	B	2'14.469	2'13.646	2'12.158	2'12.158	4.008	1.024	138,298	29	
24	61 Y. OKAYA	JPN	DS Junior Team	Kawasaki Ninja 400	B	2'15.951	2'12.206	2'12.732	2'12.206	4.056	0.048	138,248	29	
25	32 A. PELIKANOVA	CZE	Kawasaki GP Project	Kawasaki Ninja 400	B	2'15.524	2'14.200	2'13.597	2'13.597	5.447	1.391	136,808	26	
26	93 A. QUINET	FRA	TGP Racing	Honda CBR500R	B	2'16.180	2'15.274	2'14.450	2'14.450	6.300	0.853	135,940	22	

Top 3 Average Time: 2'08.246

06/04/2019

These data/results cannot be reproduced, stored and/or transmitted in whole or in part by any manner of electronic, mechanical, photocopying, recording, broadcasting or otherwise now known or herein after developed without the previous express consent by the copyright owner, except for reproduction in daily press and regular printed publications on sale to the public within 60 days of the event related to those data/results and always provided that copyright symbol appears together as follows below.

© DORNA WSBK ORGANIZATION Srl 2019



Official Fuel Supplier

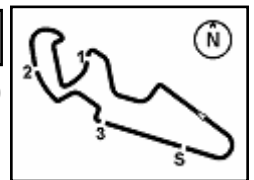


FKR PERUGIA TIMING

Official Tyre Supplier



Official Timekeeper



Motocard Aragon Round, 5-7 April 2019

Results Free Practice 3rd Session Gr.B

MotorLand Aragon 5.077 m
1 / 2

No.	Rider	Nat	Team	Bike	Class	Time	Gap	Rel.	Laps	Speed	
										Avg	Max
1	25 A. VERDOÍA	FRA	BCD Yamaha MS Racing	Yamaha YZF-R3	B	2'08.150			6	142,623	201,1
2	72 V. STEEMAN	NED	Freudenberg KTM Junior Team	KTM RC 390 R	B	2'08.201	0.051	0.051	5	142,567	204,9
3	3 M. PEDENEAU	FRA	Team MHP Racing-Patrick Pons	Yamaha YZF-R3	B	2'08.609	0.459	0.408	6	142,114	200,0
4	95 S. DEROUE	NED	Kawasaki MOTOPOST	Kawasaki Ninja 400	B	2'08.766	0.616	0.157	6	141,941	202,6
5	27 F. ROVELLI	ITA	Kawasaki ParkinGO Team	Kawasaki Ninja 400	B	2'09.054	0.904	0.288	5	141,624	203,8
6	97 M. KAPPLER	GER	Freudenberg KTM WorldSSP Team	KTM RC 390 R	B	2'09.057	0.907	0.003	5	141,621	203,4
7	65 J. FACCO	ITA	Semakin Di Depan Biblion Motoxrcing	Yamaha YZF-R3	B	2'09.066	0.916	0.009	5	141,611	202,2
8	30 D. BLIN	POL	Terra e Moto	Yamaha YZF-R3	B	2'09.243	1.093	0.177	6	141,417	204,2
9	82 J. HYDE	AUS	2R Racing Team	Kawasaki Ninja 400	B	2'09.454	1.304	0.211	6	141,187	201,5
10	69 J. BUIS	NED	MTM Racing Team	Kawasaki Ninja 400	B	2'09.478	1.328	0.024	4	141,161	200,7
11	14 E. DE LA VEGA	FRA	Flembo Leader Team	Kawasaki Ninja 400	B	2'09.541	1.391	0.063	6	141,092	198,2
12	78 J. FORAY	FRA	Prodina IRCOS Kawasaki	Kawasaki Ninja 400	B	2'09.663	1.513	0.122	6	140,959	198,2
13	88 B. IERACI	ITA	Kawasaki GP Project	Kawasaki Ninja 400	B	2'09.712	1.562	0.049	3	140,906	201,9
14	36 B. NEILA	ESP	BCD Yamaha MS Racing	Yamaha YZF-R3	B	2'09.739	1.589	0.027	6	140,877	201,1
15	99 F. GOMEZ	ESP	DS Junior Team	Kawasaki Ninja 400	B	2'09.768	1.618	0.029	6	140,845	202,6
16	12 R. DORE	FRA	Team MHP Racing-Patrick Pons	Yamaha YZF-R3	B	2'09.798	1.648	0.030	6	140,813	205,7
17	35 F. DE BRUIN	NED	Team Trasimeno	Yamaha YZF-R3	B	2'09.964	1.814	0.166	6	140,633	204,9
18	85 K. SABATUCCI	ITA	Team Trasimeno	Yamaha YZF-R3	B	2'10.851	2.701	0.887	6	139,679	198,9
19	54 B. SOFUOGLU	TUR	Turkish Puccetti Racing by TSM	Kawasaki Ninja 400	B	2'10.858	2.708	0.007	6	139,672	197,4
20	44 T. BRAMICH	AUS	Carl Cox-RT Motorsports by SKM-Kawasaki	Kawasaki Ninja 400	B	2'11.134	2.984	0.276	6	139,378	201,5
21	21 B. SANCHEZ	ESP	Scuderia Maranga Racing	Kawasaki Ninja 400	B	2'11.231	3.081	0.097	6	139,275	196,7
22	20 D. LOUREIRO	RSA	Nutec - RT Motorsports by SKM - Kawasaki	Kawasaki Ninja 400	B	2'11.592	3.442	0.361	2	138,893	198,5
23	77 V. SCHWARZ	CZE	ACCR Czech Talent Team - Willi Race	Kawasaki Ninja 400	B	2'12.158	4.008	0.566	6	138,298	197,8
24	61 Y. OKAYA	JPN	DS Junior Team	Kawasaki Ninja 400	B	2'12.732	4.582	0.574	6	137,700	200,0
25	32 A. PELIKANOVA	CZE	Kawasaki GP Project	Kawasaki Ninja 400	B	2'13.597	5.447	0.865	6	136,808	201,9
26	93 A. QUINET	FRA	TGP Racing	Honda CBR500R	B	2'14.450	6.300	0.853	4	135,940	193,2

Qualifying Lap Time (107% of 2'08.150): 2'17.121

AIR	Humidity:	52%	Temp:	11°C
TRACK	Condition:	Dry	Temp:	16°C

Records	Pole	(SP2)	2018	M.Perez	2'07.938	142,860	Km/h
	Race	(RC)	2018	K.Meuffels	2'08.510	142,220	Km/h
	All Times	(FP3)	2019	M.Gonzalez	2'07.491	143,360	Km/h

06/04/2019 Start 10:35 End 10:52 The results are provisional until the end of the time limit for protests and appeals and the completion of the technical checks.

These data/results cannot be reproduced, stored and/or transmitted in whole or in part by any manner of electronic, mechanical, photocopying, recording, broadcasting or otherwise now known or herein after developed without the previous express consent by the copyright owner, except for reproduction in daily press and regular printed publications on sale to the public within 60 days of the event related to those data/results and always provided that copyright symbol appears together as follows below.

© DORNA WSBK ORGANIZATION Srl 2019



Official Fuel Supplier

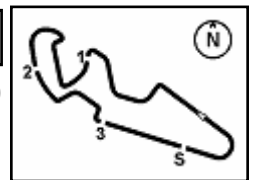


PIRELLI PERUGIA TIMING

Official Tyre Supplier



Official Timekeeper



Motocard Aragon Round, 5-7 April 2019

Results Free Practice 3rd Session Gr.B

Session Highlights

Local Time	No. Rider	Description
10.35.00		Start
10.41.34	21 B. SANCHEZ	Current Lap Cancelled - Exceeded Track Limits - Turn 7
10.42.11	54 B. SOFUOGLU	On Asphalt - Re-Joined - Turn 1
10.42.11	85 K. SABATUCCI	On Asphalt - Re-Joined - Turn 1
10.44.30	82 J. HYDE	On Asphalt - Re-Joined - Turn 1
10.46.33	30 D. BLIN	Lap Cancelled (2'10.644) - Exceeded Track Limits - Turn 11
10.46.46	27 F. ROVELLI	Lap Cancelled (2'08.879) - Exceeded Track Limits - Turn 11
10.46.59	54 B. SOFUOGLU	Lap Cancelled (2'11.754) - Exceeded Track Limits - Turn 11
10.47.42	93 A. QUINET	Lap Cancelled (2'15.382) - Exceeded Track Limits - Turn 11
10.50.13	99 F. GOMEZ	On Asphalt - Re-Joined - Turn 12
10.50.47	44 T. BRAMICH	On Asphalt - Re-Joined - Turn 12
10.52.12		End Of Session

Fastest Laps Sequence

No.	Rider	Nat	Team	Bike	Local Time	Time	Gap	Avg
95	S. DEROUE	NED	Kawasaki MOTOPOST	Kawasaki Ninja 400	10:39'24.778	2'10.497		140,058
95	S. DEROUE	NED	Kawasaki MOTOPOST	Kawasaki Ninja 400	10:41'34.493	2'09.715	-0.782	140,903
72	V. STEEMAN	NED	Freudenberg KTM Junior Team	KTM RC 390 R	10:43'22.999	2'09.341	-0.374	141,310
95	S. DEROUE	NED	Kawasaki MOTOPOST	Kawasaki Ninja 400	10:43'43.573	2'09.080	-0.261	141,596
25	A. VERDOÑA	FRA	BCD Yamaha MS Racing	Yamaha YZF-R3	10:44'33.620	2'08.840	-0.240	141,860
72	V. STEEMAN	NED	Freudenberg KTM Junior Team	KTM RC 390 R	10:45'31.200	2'08.201	-0.639	142,567
25	A. VERDOÑA	FRA	BCD Yamaha MS Racing	Yamaha YZF-R3	10:48'50.871	2'08.150	-0.051	142,623

Start 06/04/2019 10:35 End 10:52 The results are provisional until the end of the time limit for protests and appeals and the completion of the technical checks.

These data/results cannot be reproduced, stored and/or transmitted in whole or in part by any manner of electronic, mechanical, photocopying, recording, broadcasting or otherwise now known or herein after developed without the previous express consent by the copyright owner, except for reproduction in daily press and regular printed publications on sale to the public within 60 days of the event related to those data/results and always provided that copyright symbol appears together as follows below.

© DORNA WSBK ORGANIZATION Srl 2019



Motocard Aragon Round, 5-7 April 2019

Best Sectors & Speed Free Practice 3rd Session Gr.B

MotorLand Aragon 5.077 m

BEST LAP		
1	25 A. VERDOÍA	Yamaha YZF-R3 2'08.150
2	72 V. STEEMAN	KTM RC 390 R 2'08.201
3	3 M. PEDENEAU	Yamaha YZF-R3 2'08.609
4	95 S. DEROUE	Kawasaki Ninja 400 2'08.766
5	27 F. ROVELLI	Kawasaki Ninja 400 2'09.054
6	97 M. KAPPLER	KTM RC 390 R 2'09.057
7	65 J. FACCO	Yamaha YZF-R3 2'09.066
8	30 D. BLIN	Yamaha YZF-R3 2'09.243
9	82 J. HYDE	Kawasaki Ninja 400 2'09.454
10	69 J. BUIS	Kawasaki Ninja 400 2'09.478
11	14 E. DE LA VEGA	Kawasaki Ninja 400 2'09.541
12	78 J. FORAY	Kawasaki Ninja 400 2'09.663
13	88 B. IERACI	Kawasaki Ninja 400 2'09.712
14	36 B. NEILA	Yamaha YZF-R3 2'09.739
15	99 F. GOMEZ	Kawasaki Ninja 400 2'09.768
16	12 R. DORE	Yamaha YZF-R3 2'09.798
17	35 F. DE BRUIN	Yamaha YZF-R3 2'09.964
18	85 K. SABATUCCI	Yamaha YZF-R3 2'10.851
19	54 B. SOFUOGLU	Kawasaki Ninja 400 2'10.858
20	44 T. BRAMICH	Kawasaki Ninja 400 2'11.134
21	21 B. SANCHEZ	Kawasaki Ninja 400 2'11.231
22	20 D. LOUREIRO	Kawasaki Ninja 400 2'11.592
23	77 V. SCHWARZ	Kawasaki Ninja 400 2'12.158
24	61 Y. OKAYA	Kawasaki Ninja 400 2'12.732
25	32 A. PELIKANOVA	Kawasaki Ninja 400 2'13.597
26	93 A. QUINET	Honda CBR500R 2'14.450

SPEED		
1	12 R. DORE	Yamaha YZF-R3 205,7
2	72 V. STEEMAN	KTM RC 390 R 204,9
3	35 F. DE BRUIN	Yamaha YZF-R3 204,9
4	30 D. BLIN	Yamaha YZF-R3 204,2
5	27 F. ROVELLI	Kawasaki Ninja 400 203,8
6	97 M. KAPPLER	KTM RC 390 R 203,4
7	99 F. GOMEZ	Kawasaki Ninja 400 202,6
8	95 S. DEROUE	Kawasaki Ninja 400 202,6
9	65 J. FACCO	Yamaha YZF-R3 202,2
10	32 A. PELIKANOVA	Kawasaki Ninja 400 201,9
11	88 B. IERACI	Kawasaki Ninja 400 201,9
12	82 J. HYDE	Kawasaki Ninja 400 201,5
13	44 T. BRAMICH	Kawasaki Ninja 400 201,5
14	25 A. VERDOÍA	Yamaha YZF-R3 201,1
15	36 B. NEILA	Yamaha YZF-R3 201,1
16	69 J. BUIS	Kawasaki Ninja 400 200,7
17	61 Y. OKAYA	Kawasaki Ninja 400 200,0
18	3 M. PEDENEAU	Yamaha YZF-R3 200,0
19	85 K. SABATUCCI	Yamaha YZF-R3 198,9
20	20 D. LOUREIRO	Kawasaki Ninja 400 198,5
21	14 E. DE LA VEGA	Kawasaki Ninja 400 198,2
22	78 J. FORAY	Kawasaki Ninja 400 198,2
23	77 V. SCHWARZ	Kawasaki Ninja 400 197,8
24	54 B. SOFUOGLU	Kawasaki Ninja 400 197,4
25	21 B. SANCHEZ	Kawasaki Ninja 400 196,7
26	93 A. QUINET	Honda CBR500R 193,2

SEG. 1			SEG. 2			SEG. 3			SEG. 4		
1	72 V. STEEMAN	36.094	1	95 S. DEROUE	35.539	1	25 A. VERDOÍA	23.088	1	72 V. STEEMAN	32.829
2	27 F. ROVELLI	36.102	2	72 V. STEEMAN	35.539	2	36 B. NEILA	23.101	2	97 M. KAPPLER	33.084
3	25 A. VERDOÍA	36.102	3	27 F. ROVELLI	35.587	3	27 F. ROVELLI	23.231	3	3 M. PEDENEAU	33.102
4	95 S. DEROUE	36.136	4	99 F. GOMEZ	35.600	4	14 E. DE LA VEGA	23.321	4	65 J. FACCO	33.223
5	3 M. PEDENEAU	36.232	5	25 A. VERDOÍA	35.606	5	30 D. BLIN	23.328	5	25 A. VERDOÍA	33.255
6	78 J. FORAY	36.235	6	14 E. DE LA VEGA	35.624	6	95 S. DEROUE	23.333	6	12 R. DORE	33.259
7	35 F. DE BRUIN	36.248	7	69 J. BUIS	35.685	7	88 B. IERACI	23.336	7	82 J. HYDE	33.281
8	99 F. GOMEZ	36.278	8	65 J. FACCO	35.688	8	54 B. SOFUOGLU	23.411	8	35 F. DE BRUIN	33.343
9	65 J. FACCO	36.444	9	97 M. KAPPLER	35.697	9	99 F. GOMEZ	23.420	9	69 J. BUIS	33.462
10	97 M. KAPPLER	36.451	10	78 J. FORAY	35.744	10	69 J. BUIS	23.440	10	30 D. BLIN	33.462
11	14 E. DE LA VEGA	36.515	11	30 D. BLIN	35.749	11	3 M. PEDENEAU	23.454	11	95 S. DEROUE	33.497
12	69 J. BUIS	36.582	12	12 R. DORE	35.803	12	82 J. HYDE	23.475	12	27 F. ROVELLI	33.531
13	82 J. HYDE	36.587	13	3 M. PEDENEAU	35.821	13	78 J. FORAY	23.553	13	99 F. GOMEZ	33.582
14	88 B. IERACI	36.612	14	82 J. HYDE	35.846	14	65 J. FACCO	23.571	14	78 J. FORAY	33.690
15	30 D. BLIN	36.618	15	36 B. NEILA	35.954	15	21 B. SANCHEZ	23.573	15	88 B. IERACI	33.695
16	36 B. NEILA	36.682	16	88 B. IERACI	35.967	16	72 V. STEEMAN	23.584	16	14 E. DE LA VEGA	33.707
17	12 R. DORE	36.708	17	35 F. DE BRUIN	36.028	17	12 R. DORE	23.589	17	44 T. BRAMICH	33.738
18	44 T. BRAMICH	36.734	18	20 D. LOUREIRO	36.265	18	97 M. KAPPLER	23.600	18	54 B. SOFUOGLU	33.804
19	85 K. SABATUCCI	36.738	19	54 B. SOFUOGLU	36.274	19	85 K. SABATUCCI	23.796	19	36 B. NEILA	33.863
20	54 B. SOFUOGLU	36.987	20	85 K. SABATUCCI	36.315	20	35 F. DE BRUIN	23.844	20	21 B. SANCHEZ	33.886
21	20 D. LOUREIRO	37.166	21	21 B. SANCHEZ	36.347	21	77 V. SCHWARZ	23.876	21	85 K. SABATUCCI	33.889
22	21 B. SANCHEZ	37.210	22	44 T. BRAMICH	36.360	22	44 T. BRAMICH	23.895	22	20 D. LOUREIRO	34.083
23	61 Y. OKAYA	37.359	23	61 Y. OKAYA	36.487	23	61 Y. OKAYA	23.959	23	61 Y. OKAYA	34.168
24	77 V. SCHWARZ	37.381	24	77 V. SCHWARZ	36.552	24	93 A. QUINET	24.008	24	77 V. SCHWARZ	34.219
25	32 A. PELIKANOVA	37.465	25	32 A. PELIKANOVA	37.022	25	20 D. LOUREIRO	24.078	25	32 A. PELIKANOVA	34.283
26	93 A. QUINET	38.071	26	93 A. QUINET	37.282	26	32 A. PELIKANOVA	24.306	26	93 A. QUINET	34.560

06/04/2019

These data/results cannot be reproduced, stored and/or transmitted in whole or in part by any manner of electronic, mechanical, photocopying, recording, broadcasting or otherwise now known or herein after developed without the previous express consent by the copyright owner, except for reproduction in daily press and regular printed publications on sale to the public within 60 days of the event related to those data/results and always provided that copyright symbol appears together as follows below.

© DORNA WSBK ORGANIZATION Srl 2019



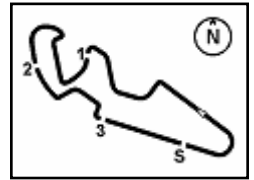
Official Fuel Supplier



Official Tyre Supplier



Official Timekeeper



MotorLand Aragon 5.077 m

Motocard Aragon Round, 5-7 April 2019

Ideal Times Free Practice 3rd Session Gr.B

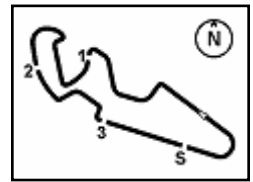
No.	Rider	Nat	Bike	Seg. 1	Seg. 2	Seg. 3	Seg. 4	Ideal Time		
				Diff. 1	Diff. 2	Diff. 3	Diff. 4	Best Lap	Pos.	Diff.
1	72 V. STEEMAN	NED	KTM RC 390 R	36.094	35.539 +0.155	23.584	32.829	2'08.046 2'08.201	2	0.155
2	25 A. VERDOÍA	FRA	Yamaha YZF-R3	36.102	35.606 +0.069	23.088 +0.030	33.255	2'08.051 2'08.150	1	0.099
3	27 F. ROVELLI	ITA	Kawasaki Ninja 400	36.102 +0.036	35.587 +0.531	23.231	33.531 +0.036	2'08.451 2'08.454	5	0.603
4	95 S. DEROUE	NED	Kawasaki Ninja 400	36.136	35.539 +0.143	23.333 +0.118	33.497	2'08.505 2'08.766	4	0.261
5	3 M. PEDENEAU	FRA	Yamaha YZF-R3	36.232	35.821	23.454	33.102	2'08.609 2'08.609	3	
6	97 M. KAPPLER	GER	KTM RC 390 R	36.451	35.697 +0.225	23.600	33.084	2'08.832 2'09.057	6	0.225
7	99 F. GOMEZ	ESP	Kawasaki Ninja 400	36.278 +0.458	35.600 +0.388	23.420 +0.042	33.582	2'08.880 2'09.768	15	0.888
8	65 J. FACCO	ITA	Yamaha YZF-R3	36.444	35.688	23.571	33.223 +0.140	2'08.926 2'09.066	7	0.140
9	30 D. BLIN	POL	Yamaha YZF-R3	36.618	35.749 +0.086	23.328	33.462	2'09.157 2'09.243	8	0.086
10	14 E. DE LA VEGA	FRA	Kawasaki Ninja 400	36.515	35.624 +0.241	23.321 +0.133	33.707	2'09.167 2'09.541	11	0.374
11	69 J. BUIS	NED	Kawasaki Ninja 400	36.582	35.685	23.440 +0.309	33.462	2'09.169 2'09.478	10	0.309
12	82 J. HYDE	AUS	Kawasaki Ninja 400	36.587	35.846	23.475	33.281 +0.265	2'09.189 2'09.454	9	0.265
13	78 J. FORAY	FRA	Kawasaki Ninja 400	36.235	35.744	23.553 +0.272	33.690 +0.169	2'09.222 2'09.663	12	0.441
14	12 R. DORE	FRA	Yamaha YZF-R3	36.708 +0.439	35.803	23.589	33.259	2'09.359 2'09.798	16	0.439
15	35 F. DE BRUIN	NED	Yamaha YZF-R3	36.248	36.028 +0.330	23.844 +0.007	33.343 +0.164	2'09.463 2'09.964	17	0.501
16	36 B. NEILA	ESP	Yamaha YZF-R3	36.682 +0.139	35.954	23.101	33.863	2'09.600 2'09.739	14	0.139
17	88 B. IERACI	ITA	Kawasaki Ninja 400	36.612	35.967 +0.102	23.336	33.695	2'09.610 2'09.712	13	0.102
18	54 B. SOFUOGLU	TUR	Kawasaki Ninja 400	36.987	36.274	23.411	33.804 +0.382	2'10.476 2'10.858	19	0.382
19	44 T. BRAMICH	AUS	Kawasaki Ninja 400	36.734	36.360 +0.130	23.895 +0.076	33.738 +0.201	2'10.727 2'11.134	20	0.407
20	85 K. SABATUCCI	ITA	Yamaha YZF-R3	36.738	36.315	23.796 +0.113	33.889	2'10.738 2'10.851	18	0.113
21	21 B. SANCHEZ	ESP	Kawasaki Ninja 400	37.210	36.347 +0.049	23.573 +0.003	33.886 +0.163	2'11.016 2'11.231	21	0.215
22	20 D. LOUREIRO	RSA	Kawasaki Ninja 400	37.166	36.265	24.078	34.083	2'11.592 2'11.592	22	
23	61 Y. OKAYA	JPN	Kawasaki Ninja 400	37.359 +0.108	36.487 +0.509	23.959	34.168 +0.142	2'11.973 2'12.732	24	0.759
24	77 V. SCHWARZ	CZE	Kawasaki Ninja 400	37.381	36.552 +0.130	23.876	34.219	2'12.028 2'12.158	23	0.130
25	32 A. PELIKANOVA	CZE	Kawasaki Ninja 400	37.465	37.022	24.306	34.283 +0.521	2'13.076 2'13.597	25	0.521
26	93 A. QUINET	FRA	Honda CBR500R	38.071	37.282	24.008	34.560 +0.529	2'13.921 2'14.450	26	0.529
Overall Ideal Time				36.094	35.539	23.088	32.829	2'07.550		

06/04/2019

These data/results cannot be reproduced, stored and/or transmitted in whole or in part by any manner of electronic, mechanical, photocopying, recording, broadcasting or otherwise now known or herein after developed without the previous express consent by the copyright owner, except for reproduction in daily press and regular printed publications on sale to the public within 60 days of the event related to those data/results and always provided that copyright symbol appears together as follows below.

© DORNA WSBK ORGANIZATION Srl 2019





Motocard Aragon Round, 5-7 April 2019

Chronological Analysis Free Practice 3rd Session Gr.B

MotorLand Aragon 5.077 m

1 / 3

1° 25 A. VERDOÍA (2'08.150)							
Lap	Seg.1	Seg.2	Seg.3	Seg.4	Lap Time	km/h	Local Time
1		38.415	23.933	35.015	191,8	10:38'04.424	
2	37.018	36.190	23.238	34.168	2'10.614	197,1	10:40'15.038
3	36.976	35.875	23.169	33.722	2'09.742	198,2	10:42'24.780
4	36.378	35.696	23.088	33.678	2'08.840	198,5	10:44'33.620
5	36.699	35.606	23.207	33.589	2'09.101	201,1	10:46'42.721
6	36.102	35.675	23.118	33.255	2'08.150	196,4	10:48'50.871
7	36.108	36.048	23.321	39.865	2'15.342P	199,6	10:51'06.213

2° 72 V. STEEMAN (2'08.201)							
Lap	Seg.1	Seg.2	Seg.3	Seg.4	Lap Time	km/h	Local Time
1		36.775	24.048	33.692	201,5	10:41'13.658	
2	36.514	35.903	23.584	33.340	2'09.341	203,0	10:43'22.999
3	36.094	35.694	23.584	32.829	2'08.201	204,9	10:45'31.200
4	36.664	35.696	23.850	33.993	2'10.203	197,8	10:47'41.403
5	36.335	35.539	23.666	34.159	2'09.699	196,0	10:49'51.102
6	36.369	35.822	23.724	33.677	2'09.592	195,3	10:52'00.694

3° 3 M. PEDENEAU (2'08.609)							
Lap	Seg.1	Seg.2	Seg.3	Seg.4	Lap Time	km/h	Local Time
1		38.382	24.530	34.411	197,1	10:37'57.688	
2	37.575	36.547	24.095	33.557	2'11.774	199,6	10:40'09.462
3	37.497	36.522	24.343	33.524	2'11.886	199,6	10:42'21.348
4	36.978	36.028	23.620	33.519	2'10.145	198,9	10:44'31.493
5	36.480	35.914	23.772	34.131	2'10.297	195,7	10:46'41.790
6	36.725	36.090	23.925	33.204	2'09.944	200,0	10:48'51.734
7	36.232	35.821	23.454	33.102	2'08.609	198,5	10:51'00.343

4° 95 S. DEROUE (2'08.766)							
Lap	Seg.1	Seg.2	Seg.3	Seg.4	Lap Time	km/h	Local Time
1		36.767	23.834	33.903	197,8	10:37'14.281	
2	36.682	36.247	23.901	33.667	2'10.497	199,3	10:39'24.778
3	36.727	35.916	23.333	33.739	2'09.715	199,3	10:41'34.493
4	36.462	35.699	23.358	33.561	2'09.080	200,4	10:43'43.573
5	36.350	35.539	23.598	33.510	2'08.997	202,6	10:45'52.570
6	36.136	35.682	23.451	33.497	2'08.766	200,7	10:48'01.336
7	36.311	35.707	23.504	33.678	2'09.200	198,2	10:50'10.536

5° 27 F. ROVELLI (2'09.054)							
Lap	Seg.1	Seg.2	Seg.3	Seg.4	Lap Time	km/h	Local Time
1		40.567	23.891	34.141	200,4	10:39'54.419	
2	36.957	36.540	23.440	33.755	2'10.692	200,0	10:42'05.111
3	36.360	36.153	23.380	33.622	2'09.515	201,9	10:44'14.626
4	36.102	35.854	23.496	33.427	2'08.879C	203,8	10:46'23.505
5	36.707	35.587	23.450	33.531	2'09.275	199,6	10:48'32.780
6	36.138	36.118	23.231	33.567	2'09.054	200,4	10:50'41.834

6° 97 M. KAPPLER (2'09.057)							
Lap	Seg.1	Seg.2	Seg.3	Seg.4	Lap Time	km/h	Local Time
1		37.077	24.447	33.548	201,1	10:41'11.989	
2	36.896	36.007	23.809	33.465	2'10.177	201,5	10:43'22.166
3	36.451	35.922	23.600	33.084	2'09.057	202,6	10:45'31.223
4	36.874	35.697	23.875	33.098	2'09.544	203,4	10:47'40.767
5	36.545	35.916	24.049	33.353	2'09.863	200,4	10:49'50.630
6	36.762	36.150	23.996	40.147	2'17.055P	201,1	10:52'07.685

7° 65 J. FACCO (2'09.066)							
Lap	Seg.1	Seg.2	Seg.3	Seg.4	Lap Time	km/h	Local Time
1		38.744	25.350	41.898	191,8	10:38'19.577	
2	1'34.443	37.174	24.249	33.964	3'09.830P	196,0	10:41'29.407

3	37.098	36.546	23.944	33.706	2'11.294	197,4	10:43'40.701
4	36.990	36.490	23.849	33.657	2'10.986	199,3	10:45'51.687
5	36.940	35.916	23.620	33.223	2'09.699	202,2	10:48'01.386
6	36.444	35.688	23.571	33.363	2'09.066	199,3	10:50'10.452

8° 30 D. BLIN (2'09.243)							
Lap	Seg.1	Seg.2	Seg.3	Seg.4	Lap Time	km/h	Local Time
1		39.019	24.859	34.592	200,7	10:37'34.951	
2	38.210	36.574	23.803	34.767	2'13.354	193,9	10:39'48.305
3	37.685	36.800	24.192	33.933	2'12.610	204,2	10:42'00.915
4	37.130	36.603	24.055	34.540	2'12.328	190,8	10:44'13.243
5	37.061	35.749	24.248	33.586	2'10.644C	201,1	10:46'23.887
6	37.213	36.134	23.780	34.253	2'11.380	186,5	10:48'35.267
7	36.618	35.835	23.328	33.462	2'09.243	200,4	10:50'44.510

9° 82 J. HYDE (2'09.454)							
Lap	Seg.1	Seg.2	Seg.3	Seg.4	Lap Time	km/h	Local Time
1		37.990	24.327	34.242	195,7	10:37'19.501	
2	37.653	36.725	23.554	33.996	2'11.928	195,7	10:39'31.429
3	41.056	36.589	24.142	33.928	2'15.715	195,7	10:41'47.144
4	37.111	36.313	23.861	33.704	2'10.989	197,4	10:43'58.133
5	44.709	38.187	26.672	35.732	2'25.300	186,5	10:46'23.433
6	37.377	35.953	23.518	33.281	2'10.129	201,5	10:48'33.562
7	36.587	35.846	23.475	33.546	2'09.454	200,0	10:50'43.016

10° 69 J. BUIS (2'09.478)							
Lap	Seg.1	Seg.2	Seg.3	Seg.4	Lap Time	km/h	Local Time
1		38.419	24.113	33.903	197,4	10:42'19.485	
2	37.232	36.506	23.638	33.570	2'10.946	197,4	10:44'30.431
3	37.111	36.151	23.476	33.500	2'10.238	200,7	10:46'40.669
4	36.582	35.685	23.749	33.462	2'09.478	197,8	10:48'50.147
5	36.675	35.893	23.440	33.495	2'09.503	197,4	10:50'59.650

11° 14 E. DE LA VEGA (2'09.541)							
Lap	Seg.1	Seg.2	Seg.3	Seg.4	Lap Time	km/h	Local Time
1		38.207	24.704	34.488	197,8	10:37'39.607	
2	37.337	36.555	23.771	34.599	2'12.262	197,8	10:39'51.869
3	37.362	36.132	23.615	34.086	2'11.195	198,2	10:42'03.064
4	36.515	35.865	23.454	33.707	2'09.541	197,8	10:44'12.605
5	36.605	35.709	23.321	33.991	2'09.626	198,2	10:46'22.231
6	36.667	35.624	23.464	33.952	2'09.707	197,1	10:48'31.938
7	36.594	35.973	23.369	33.970	2'09.906	197,4	10:50'41.844

12° 78 J. FORAY (2'09.663)							
Lap	Seg.1	Seg.2	Seg.3	Seg.4	Lap Time	km/h	Local Time
1		42.270	26.332	34.817	196,0	10:37'33.487	
2	38.500	37.599	24.423	34.373	2'14.895	196,4	10:39'48.382
3	37.371	36.953	24.126	34.056	2'12.506	197,4	10:42'00.888
4	36.983	36.548	23.850	34.120	2'11.501	196,7	10:44'12.389
5	37.115	36.067	23.663	33.966	2'10.811	197,4	10:46'23.200
6	36.705	36.117	23.553	33.690	2'10.065	198,2	10:48'33.265
7	36.235	35.744	23.825	33.859	2'09.663	196,0	10:50'42.928

13° 88 B. IERACI (2'09.712)							
Lap	Seg.1	Seg.2	Seg.3	Seg.4	Lap Time	km/h	Local Time
1		37.593	24.294	34.026	199,3	10:43'34.459	
2	37.248	36.309	23.566	33.705	2'10.828	201,9	10:45'45.287
3	36.846	35.967	23.545	33.703	2'10.061	201,9	10:47'55.348
4	36.612	36.069	23.336	33.695	2'09.712	198,5	10:50'05.060

06/04/2019 P = Pits In/Out - C = Lap Time Cancelled

These data/results cannot be reproduced, stored and/or transmitted in whole or in part by any manner of electronic, mechanical, photocopying, recording, broadcasting or otherwise now known or herein after developed without the previous express consent by the copyright owner, except for reproduction in daily press and regular printed publications on sale to the public within 60 days of the event related to those data/results and always provided that copyright symbol appears together as follows below.

© DORNA WSBK ORGANIZATION Srl 2019



Official Fuel Supplier

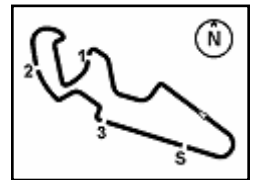


FKR PERUGIA TIMING

Official Tyre Supplier



Official Timekeeper



MotorLand Aragon 5.077 m

Motocard Aragon Round, 5-7 April 2019

Chronological Analysis Free Practice 3rd Session Gr.B

2 / 3

14° 36 B. NEILA (2'09.739)							
Lap	Seg.1	Seg.2	Seg.3	Seg.4	Lap Time	km/h	Local Time
1		38.288	24.101	34.410	196,7	10:38'04.017	
2	37.589	36.221	23.290	34.171	2'11.271	201,1	10:40'15.288
3	36.976	36.279	23.333	34.091	2'10.679	197,1	10:42'25.967
4	36.821	35.954	23.101	33.863	2'09.739	198,2	10:44'35.706
5	36.731	36.151	23.429	34.290	2'10.601	195,7	10:46'46.307
6	37.179	37.787	23.846	34.090	2'12.902	194,6	10:48'59.209
7	36.682	36.087	23.372	34.394	2'10.535	191,8	10:51'09.744

1					39.030	25.276	34.852	196,4	10:37'53.653
2	38.490	38.280	24.448	34.226	2'15.444	197,8	10:40'09.097		
3	37.682	37.375	24.824	33.970	2'13.851	200,4	10:42'22.948		
4	37.115	36.758	23.895	33.738	2'11.506	201,5	10:44'34.454		
5	37.315	36.841	24.235	34.182	2'12.573	200,7	10:46'47.027		
6	36.734	36.490	23.971	33.939	2'11.134	196,0	10:48'58.161		
7	36.829	36.360	27.969	44.569	2'25.727P	187,5	10:51'23.888		

15° 99 F. GOMEZ (2'09.768)							
Lap	Seg.1	Seg.2	Seg.3	Seg.4	Lap Time	km/h	Local Time
1		38.351	24.773	34.135	199,6	10:37'36.552	
2	37.421	36.155	24.023	34.034	2'11.633	198,9	10:39'48.185
3	37.702	36.791	23.591	33.827	2'11.911	198,5	10:42'00.096
4	36.897	36.043	23.420	33.594	2'09.954	202,6	10:44'10.050
5	36.604	36.161	23.515	33.699	2'09.979	199,6	10:46'20.029
6	36.736	35.988	23.462	33.582	2'09.768	197,4	10:48'29.797
7	36.278	35.600	24.409	33.873	2'10.160	197,4	10:50'39.957

21° 21 B. SANCHEZ (2'11.231)							
Lap	Seg.1	Seg.2	Seg.3	Seg.4	Lap Time	km/h	Local Time
1		38.941	24.498	35.537	190,5	10:37'39.750	
2	37.564	36.558	24.316	33.975	2'12.413	196,7	10:39'52.163
3	37.789	36.512	23.678	34.096	2'12.075C	194,6	10:42'04.238
4	37.210	36.396	23.576	34.049	2'11.231	196,4	10:44'15.469
5	37.386	37.635	23.945	34.337	2'13.303	194,2	10:46'28.772
6	37.466	36.871	24.064	34.458	2'12.859	189,5	10:48'41.631
7	37.519	36.347	23.573	33.886	2'11.325	194,6	10:50'52.956

16° 12 R. DORE (2'09.798)							
Lap	Seg.1	Seg.2	Seg.3	Seg.4	Lap Time	km/h	Local Time
1		38.804	24.742	34.940	197,4	10:37'35.102	
2	38.187	36.598	24.472	34.302	2'13.559	202,6	10:39'48.661
3	37.655	36.692	24.466	34.172	2'12.985	198,5	10:42'01.646
4	36.708	36.381	23.765	34.052	2'10.906	205,7	10:44'12.552
5	37.332	35.994	23.706	33.744	2'10.776	205,7	10:46'23.328
6	37.147	35.803	23.589	33.259	2'09.798	205,7	10:48'33.126
7	36.728	36.278	23.749	33.491	2'10.246	202,6	10:50'43.372

22° 20 D. LOUREIRO (2'11.592)							
Lap	Seg.1	Seg.2	Seg.3	Seg.4	Lap Time	km/h	Local Time
1		38.316	25.546	38.746	180,6	10:37'58.831	
2	37.166	36.265	24.078	34.083	2'11.592	198,5	10:40'10.423
3	42.817	36.565	24.216	51.135	2'34.733P	93,4	10:42'45.156

17° 35 F. DE BRUIN (2'09.964)							
Lap	Seg.1	Seg.2	Seg.3	Seg.4	Lap Time	km/h	Local Time
1		37.690	24.378	34.261	203,0	10:37'39.155	
2	37.596	36.808	24.454	33.910	2'12.768	204,2	10:39'51.923
3	37.512	36.453	23.886	33.616	2'11.467	201,9	10:42'03.390
4	36.878	36.242	23.844	33.555	2'10.519	203,0	10:44'13.909
5	36.618	36.142	24.037	33.412	2'10.209	204,5	10:46'24.118
6	36.815	36.028	23.881	33.343	2'10.067	204,9	10:48'34.185
7	36.248	36.358	23.851	33.507	2'09.964	201,9	10:50'44.149

23° 77 V. SCHWARZ (2'12.158)							
Lap	Seg.1	Seg.2	Seg.3	Seg.4	Lap Time	km/h	Local Time
1		38.583	24.854	35.159	190,8	10:37'21.887	
2	38.134	37.570	24.126	34.235	2'14.065	197,8	10:39'35.952
3	37.381	36.682	23.876	34.219	2'12.158	196,7	10:41'48.110
4	37.551	36.982	24.111	34.431	2'13.075	195,3	10:44'01.185
5	37.727	36.745	24.036	34.416	2'12.924	195,3	10:46'14.109
6	37.531	36.552	23.939	34.345	2'12.367	192,5	10:48'26.476
7	37.463	36.970	23.985	34.609	2'13.027	191,2	10:50'39.503

18° 85 K. SABATUCCI (2'10.851)							
Lap	Seg.1	Seg.2	Seg.3	Seg.4	Lap Time	km/h	Local Time
1		38.601	24.466	34.635	194,9	10:37'22.998	
2	37.551	36.770	24.080	34.127	2'12.528	196,7	10:39'35.526
3	37.335	36.331	23.822	34.065	2'11.553	197,4	10:41'47.079
4	40.889	36.775	23.889	40.338	2'21.891	138,6	10:44'08.970
5	37.439	36.520	23.796	34.035	2'11.790	195,7	10:46'20.760
6	36.881	36.382	23.799	34.115	2'11.177	198,5	10:48'31.937
7	36.738	36.315	23.909	33.889	2'10.851	198,9	10:50'42.788

24° 61 Y. OKAYA (2'12.732)							
Lap	Seg.1	Seg.2	Seg.3	Seg.4	Lap Time	km/h	Local Time
1		39.181	25.122	35.760	194,6	10:37'25.491	
2	38.938	37.558	24.471	34.959	2'15.926	195,7	10:39'41.417
3	38.307	37.328	24.525	34.771	2'14.931	196,0	10:41'56.348
4	37.986	37.386	24.274	34.349	2'13.995	197,1	10:44'10.343
5	37.467	36.996	23.959	34.310	2'12.732	200,0	10:46'23.075
6	38.396	36.487	24.020	34.168	2'13.071	198,9	10:48'36.146
7	37.359	37.178	24.233	34.865	2'13.635	195,3	10:50'49.781

19° 54 B. SOFUOGLU (2'10.858)							
Lap	Seg.1	Seg.2	Seg.3	Seg.4	Lap Time	km/h	Local Time
1		37.763	24.107	35.280	192,5	10:37'19.660	
2	37.602	37.443	23.619	33.804	2'12.468	197,1	10:39'32.128
3	37.432	36.591	23.481	34.113	2'11.617	195,3	10:41'43.745
4	45.214	36.383	23.613	47.648	2'32.858	91,7	10:44'16.603
5	37.191	36.304	23.671	34.588	2'11.754C	197,4	10:46'28.357
6	37.700	37.785	23.721	34.420	2'13.626	189,1	10:48'41.983
7	36.987	36.274	23.411	34.186	2'10.858	193,9	10:50'52.841

25° 32 A. PELIKANOVA (2'13.597)							
Lap	Seg.1	Seg.2	Seg.3	Seg.4	Lap Time	km/h	Local Time
1		38.838	25.058	35.148	198,5	10:37'36.304	
2	38.411	37.674	25.231	34.519	2'15.835	201,9	10:39'52.139
3	38.622	37.263	24.542	34.283	2'14.710	200,0	10:42'06.849
4	37.912	37.191	24.913	34.587	2'14.603	199,3	10:44'21.452
5	38.218	37.868	24.661	34.596	2'15.343	198,9	10:46'36.795
6	38.183	37.688	24.636	34.412	2'14.919	197,4	10:48'51.714
7	37.465	37.022	24.306	34.804	2'13.597	195,7	10:51'05.311

20° 44 T. BRAMICH (2'11.134)							
Lap	Seg.1	Seg.2	Seg.3	Seg.4	Lap Time	km/h	Local Time

26° 93 A. QUINET (2'14.450)							
Lap	Seg.1	Seg.2	Seg.3	Seg.4	Lap Time	km/h	Local Time
1		38.903	25.712	35.183	191,5	10:42'22.463	
2	38.652	37.435	24.436	34.560	2'15.083	193,2	10:44'37.546
3	38.435	37.920	24.126	34.901	2'15.382C	190,5	10:46'52.928
4	38.107	37.536	24.560	35.004	2'15.207	188,5	10:49'08.135
5	38.071	37.282	24.008	35.089	2'14.450	186,5	10:51'22.585

06/04/2019 P = Pits In/Out - C = Lap Time Cancelled

These data/results cannot be reproduced, stored and/or transmitted in whole or in part by any manner of electronic, mechanical, photocopying, recording, broadcasting or otherwise now known or herein after developed without the previous express consent by the copyright owner, except for reproduction in daily press and regular printed publications on sale to the public within 60 days of the event related to those data/results and always provided that copyright symbol appears together as follows below.

© DORNA WSBK ORGANIZATION Srl 2019



Official Fuel Supplier

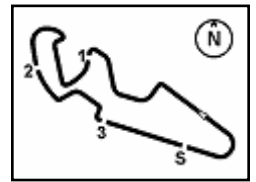


FKR PERGOIA TIMING

Official Tyre Supplier



Official Timekeeper



Motocard Aragon Round, 5-7 April 2019 Chronological Analysis Free Practice 3rd Session Gr.B

MotorLand Aragon 5.077 m

06/04/2019 P = Pits In/Out - C = Lap Time Cancelled

These data/results cannot be reproduced, stored and/or transmitted in whole or in part by any manner of electronic, mechanical, photocopying, recording, broadcasting or otherwise now known or herein after developed without the previous express consent by the copyright owner, except for reproduction in daily press and regular printed publications on sale to the public within 60 days of the event related to those data/results and always provided that copyright symbol appears together as follows below.

© DORNA WSBK ORGANIZATION Srl 2019



Official Fuel Supplier

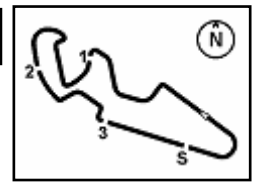


FKR PERUGIA TIMING

Official Tyre Supplier



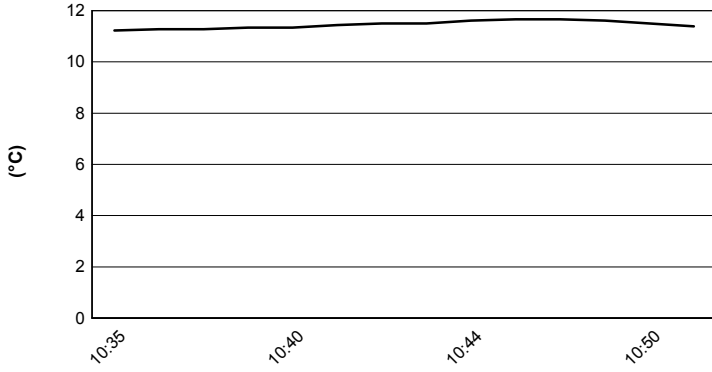
Official Timekeeper



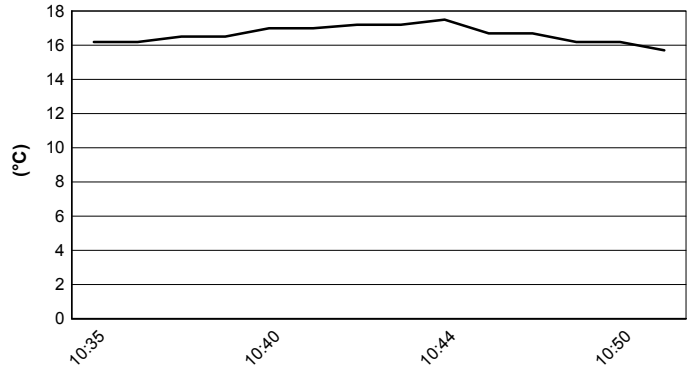
MotorLand Aragon 5.077 m

Motocard Aragon Round, 5-7 April 2019
Weather Report Free Practice 3rd Session Gr.B
Session started 10:35 - Session ended 10:52


Air Temperature



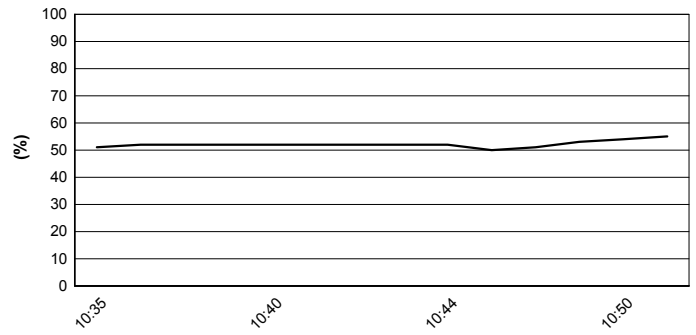
Track Temperature



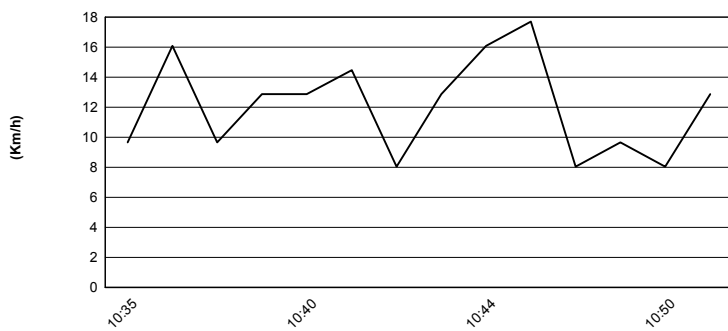
Air Pressure



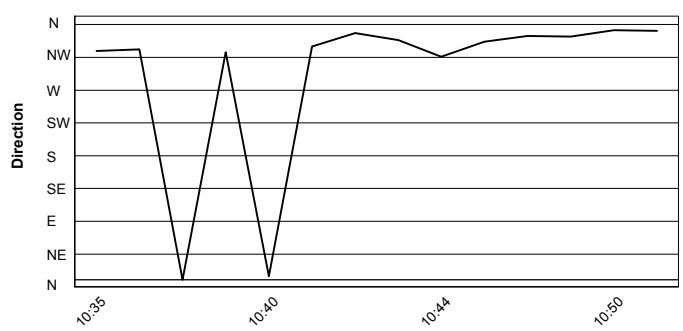
Humidity



Wind Speed



Wind Direction



06/04/2019

These data/results cannot be reproduced, stored and/or transmitted in whole or in part by any manner of electronic, mechanical, photocopying, recording, broadcasting or otherwise now known or herein after developed without the previous express consent by the copyright owner, except for reproduction in daily press and regular printed publications on sale to the public within 60 days of the event related to those data/results and always provided that copyright symbol appears together as follows below.

© DORNA WSBK ORGANIZATION Srl 2019



Official Fuel Supplier

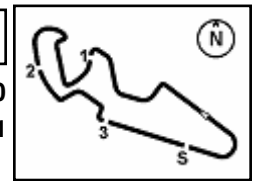


FICR PERUGIA TIMING

Official Tyre Supplier



Official Timekeeper



Motocard Aragon Round, 5-7 April 2019

Free Practices Combined Times

MotorLand Aragon 5.077 m

No.	Rider	Nat	Team	Bike	Class	FP1	FP2	FP3	Time	Gap	Rel.	Avg	LL	
1	18 M. GONZALEZ	ESP	Kawasaki ParkinGO Team	Kawasaki Ninja 400	A		2'08.885	2'07.491	2'07.491			143,361	18	
2	17 K. MEUFFELS	NED	Freudenberg KTM WorldSSP Team	KTM RC 390 R	A			2'08.099	2'08.099	0.608	0.608	142,680	15	
3	25 A. VERDOÍA	FRA	BCD Yamaha MS Racing	Yamaha YZF-R3	B	2'09.372	2'09.101	2'08.150	2'08.150	0.659	0.051	142,623	27	
4	72 V. STEEMAN	NED	Freudenberg KTM Junior Team	KTM RC 390 R	B		2'08.203	2'08.201	2'08.201	0.710	0.051	142,567	16	
5	41 J. JAHNIG	GER	Freudenberg KTM Junior Team	KTM RC 390 R	A			2'08.231	2'08.231	0.740	0.030	142,533	16	
6	97 M. KAPPLER	GER	Freudenberg KTM WorldSSP Team	KTM RC 390 R	B			2'08.389	2'09.057	2'08.389	0.898	0.158	142,358	16
7	55 G. HENDRA PRATAMA	INA	Semakin Di Depan Biblion Motoxrcing	Yamaha YZF-R3	A	2'12.155	2'08.552	2'09.330	2'08.552	1.061	0.163	142,177	18	
8	3 M. PEDENEAU	FRA	Team MHP Racing-Patrick Pons	Yamaha YZF-R3	B	2'10.446	2'10.336	2'08.609	2'08.609	1.118	0.057	142,114	29	
9	64 H. DE CANCELLIS	FRA	Team Trasimeno	Yamaha YZF-R3	A	2'12.267	2'09.209	2'08.665	2'08.665	1.174	0.056	142,053	22	
10	28 O. BONOLI	ITA	Team Trasimeno	Yamaha YZF-R3	A	2'10.604	2'10.271	2'08.696	2'08.696	1.205	0.031	142,018	24	
11	95 S. DEROUE	NED	Kawasaki MOTOPORT	Kawasaki Ninja 400	B	2'09.943	2'08.819	2'08.766	2'08.766	1.275	0.070	141,941	22	
12	27 F. ROVELLI	ITA	Kawasaki ParkinGO Team	Kawasaki Ninja 400	B	2'14.697	2'09.617	2'09.054	2'09.054	1.563	0.288	141,624	26	
13	65 J. FACCO	ITA	Semakin Di Depan Biblion Motoxrcing	Yamaha YZF-R3	B	2'12.317	2'09.419	2'09.066	2'09.066	1.575	0.012	141,611	19	
14	6 R. SCHOTMAN	NED	Kawasaki MOTOPORT	Kawasaki Ninja 400	A	2'10.639	2'09.704	2'09.174	2'09.174	1.683	0.108	141,493	26	
15	16 M. LUNA BAYEN	ESP	Kawasaki GP Project	Kawasaki Ninja 400	A	2'09.186	2'10.533	2'09.282	2'09.186	1.695	0.012	141,480	25	
16	30 D. BLIN	POL	Terra e Moto	Yamaha YZF-R3	B	2'11.954	2'11.311	2'09.243	2'09.243	1.752	0.057	141,417	29	
17	22 N. KALININ	UKR	Nutec - RT Motorsports by SKM - Kawasaki	Kawasaki Ninja 400	A	2'10.055	2'10.054	2'09.371	2'09.371	1.880	0.128	141,277	27	
18	82 J. HYDE	AUS	2R Racing Team	Kawasaki Ninja 400	B	2'12.510	2'10.854	2'09.454	2'09.454	1.963	0.083	141,187	26	
19	69 J. BUIS	NED	MTM Racing Team	Kawasaki Ninja 400	B	2'10.356	2'10.908	2'09.478	2'09.478	1.987	0.024	141,161	27	
20	14 E. DE LA VEGA	FRA	Flembo Leader Team	Kawasaki Ninja 400	B	2'12.166	2'10.861	2'09.541	2'09.541	2.050	0.063	141,092	28	
21	8 M. PEREZ	ESP	Scuderia Maranga Racing	Kawasaki Ninja 400	A	2'11.157	2'09.625	2'10.089	2'09.625	2.134	0.084	141,001	25	
22	78 J. FORAY	FRA	Prodina IRCOS Kawasaki	Kawasaki Ninja 400	B	2'14.249	2'12.454	2'09.663	2'09.663	2.172	0.038	140,959	30	
23	88 B. IERACI	ITA	Kawasaki GP Project	Kawasaki Ninja 400	B	2'09.948	2'09.990	2'09.712	2'09.712	2.221	0.049	140,906	25	
24	7 E. GOHARA KAWAKAMI	BRA	BCD Yamaha MS Racing	Yamaha YZF-R3	A	2'11.810	2'10.632	2'09.727	2'09.727	2.236	0.015	140,890	30	
25	36 B. NEILA	ESP	BCD Yamaha MS Racing	Yamaha YZF-R3	B	2'11.888	2'10.901	2'09.739	2'09.739	2.248	0.012	140,877	27	
26	99 F. GOMEZ	ESP	DS Junior Team	Kawasaki Ninja 400	B	2'11.384	2'11.975	2'09.768	2'09.768	2.277	0.029	140,845	27	
27	47 F. HERNANDEZ MOYANO	ESP	BCD Yamaha MS Racing	Yamaha YZF-R3	A	2'09.922	2'10.068	2'09.774	2'09.774	2.283	0.006	140,839	29	
28	1 A. CARRASCO	ESP	Kawasaki Provec WorldSSP300	Kawasaki Ninja 400	A	2'13.356	2'09.828	2'09.794	2'09.794	2.303	0.020	140,817	25	
29	12 R. DORE	FRA	Team MHP Racing-Patrick Pons	Yamaha YZF-R3	B	2'12.651	2'12.305	2'09.798	2'09.798	2.307	0.004	140,813	26	
30	35 F. DE BRUIN	NED	Team Trasimeno	Yamaha YZF-R3	B	2'14.487	2'10.404	2'09.964	2'09.964	2.473	0.166	140,633	22	
31	11 K. ARDUINI	ITA	2R Racing Team	Kawasaki Ninja 400	A	2'12.530	2'11.183	2'10.020	2'10.020	2.529	0.056	140,572	24	
32	71 T. EDWARDS	AUS	Kawasaki ParkinGO Team	Kawasaki Ninja 400	A		2'10.944	2'10.072	2'10.072	2.581	0.052	140,516	17	
33	20 D. LOUREIRO	RSA	Nutec - RT Motorsports by SKM - Kawasaki	Kawasaki Ninja 400	B	2'11.437	2'10.225	2'11.592	2'10.225	2.734	0.153	140,351	22	
34	52 O. KÖNIG	CZE	ACCR Czech Talent Team - Willi Race	Kawasaki Ninja 400	A	2'15.581	2'12.386	2'10.307	2'10.307	2.816	0.082	140,263	28	
35	13 D. IOZZO	RSA	Nutec - RT Motorsports by SKM - Kawasaki	Kawasaki Ninja 400	A	2'13.366	2'10.327	2'10.739	2'10.327	2.836	0.020	140,241	23	
36	42 M. GARCIA	ESP	DS Junior Team	Kawasaki Ninja 400	A	2'10.538	2'11.728	2'10.366	2'10.366	2.875	0.039	140,199	23	
37	15 M. BASTIANELLI	ITA	Prodina IRCOS Kawasaki	Kawasaki Ninja 400	A	2'15.325	2'11.619	2'10.629	2'10.629	3.138	0.263	139,917	27	
38	21 B. SANCHEZ	ESP	Scuderia Maranga Racing	Kawasaki Ninja 400	B	2'10.725	2'10.704	2'11.231	2'10.704	3.213	0.075	139,837	29	
39	54 B. SOFUOGLU	TUR	Turkish Puccetti Racing by TSM	Kawasaki Ninja 400	B	2'18.652	2'10.809	2'10.858	2'10.809	3.318	0.105	139,724	21	
40	85 K. SABATUCCI	ITA	Team Trasimeno	Yamaha YZF-R3	B	2'20.061	2'11.074	2'10.851	2'10.851	3.360	0.042	139,679	17	
41	19 B. MOLINA	CHI	Terra e Moto	Yamaha YZF-R3	A	2'14.780	2'10.911	2'12.434	2'10.911	3.420	0.060	139,615	27	
42	66 D. OTTEN	NED	MTM Racing Team	Kawasaki Ninja 400	A	2'12.259	2'10.945	2'11.149	2'10.945	3.454	0.034	139,579	30	
43	44 T. BRAMICH	AUS	Carl Cox-RT Motorsports by SKM-Kawasaki	Kawasaki Ninja 400	B	2'13.028	2'11.508	2'11.134	2'11.134	3.643	0.189	139,378	25	
44	5 G. ERILL	ESP	DEZA - BOX 77 Racing	Kawasaki Ninja 400	A	2'13.083	2'11.299	2'12.035	2'11.299	3.808	0.165	139,203	24	
45	33 K. HARTMANN	FRA	Team MHP Racing-Patrick Pons	Yamaha YZF-R3	A	2'15.309	2'13.890	2'12.004	2'12.004	4.513	0.705	138,459	24	
46	77 V. SCHWARZ	CZE	ACCR Czech Talent Team - Willi Race	Kawasaki Ninja 400	B	2'14.469	2'13.646	2'12.158	2'12.158	4.667	0.154	138,298	29	
47	61 Y. OKAYA	JPN	DS Junior Team	Kawasaki Ninja 400	B	2'15.951	2'12.206	2'12.732	2'12.206	4.715	0.048	138,248	29	
48	79 T. ALONSO	POR	Kawasaki GP Project	Kawasaki Ninja 400	A	2'14.278	2'13.483	2'12.783	2'12.783	5.292	0.577	137,647	28	
49	32 A. PELIKANOVA	CZE	Kawasaki GP Project	Kawasaki Ninja 400	B	2'15.524	2'14.200	2'13.597	2'13.597	6.106	0.814	136,808	26	
50	9 S. NAUD	FRA	Flembo Leader Team	Kawasaki Ninja 400	A	2'14.317	2'14.591	2'14.178	2'14.178	6.687	0.581	136,216	30	
51	84 K. ALOISI	ITA	DS Junior Team	Kawasaki Ninja 400	A	2'20.286	2'16.091	2'14.397	2'14.397	6.906	0.219	135,994	22	
52	93 A. QUINET	FRA	TGP Racing	Honda CBR500R	B	2'16.180	2'15.274	2'14.450	2'14.450	6.959	0.053	135,940	22	

06/04/2019

These data/results cannot be reproduced, stored and/or transmitted in whole or in part by any manner of electronic, mechanical, photocopying, recording, broadcasting or otherwise now known or herein after developed without the previous express consent by the copyright owner, except for reproduction in daily press and regular printed publications on sale to the public within 60 days of the event related to those data/results and always provided that copyright symbol appears together as follows below.

© DORNA WSBK ORGANIZATION Srl 2019



Official Fuel Supplier



FKR PERUGIA TIMING

Official Tyre Supplier



Official Timekeeper