

MotorLand Aragon 5.077 m

1 / 2

Motocard Aragon Round, 5-7 April 2019

Results Warm Up

No.	Rider	Nat	Team	Bike	Class	Time	Gap	Rel.	Laps	Speed	
										Avg	Max
1	41 J. JAHNIG	GER	Freudenberg KTM Junior Team	KTM RC 390 R	A	2'07.280			6	143,598	213,0
2	72 V. STEEMAN	NED	Freudenberg KTM Junior Team	KTM RC 390 R	B	2'07.486	0.206	0.206	6	143,366	211,8
3	18 M. GONZALEZ	ESP	Kawasaki ParkinGO Team	Kawasaki Ninja 400	A	2'08.054	0.774	0.568	6	142,730	207,3
4	88 B. IERACI	ITA	Kawasaki GP Project	Kawasaki Ninja 400	B	2'08.194	0.914	0.140	6	142,575	208,1
5	8 M. PEREZ	ESP	Scuderia Maranga Racing	Kawasaki Ninja 400	A	2'08.632	1.352	0.438	6	142,089	
6	97 M. KAPPLER	GER	Freudenberg KTM WorldSSP Team	KTM RC 390 R	B	2'08.645	1.365	0.013	6	142,075	211,4
7	55 G. HENDRA PRATAMA	INA	Semakin Di Depan Biblion Motoxrcing	Yamaha YZF-R3	A	2'08.684	1.404	0.039	6	142,032	203,4
8	95 S. DEROUE	NED	Kawasaki MOTOPOST	Kawasaki Ninja 400	B	2'08.704	1.424	0.020	6	142,010	210,5
9	69 J. BUIS	NED	MTM Racing Team	Kawasaki Ninja 400	B	2'08.764	1.484	0.060	6	141,943	210,5
10	20 D. LOUREIRO	RSA	Nutec - RT Motorsports by SKM - Kawasaki	Kawasaki Ninja 400	B	2'08.772	1.492	0.008	6	141,935	209,7
11	6 R. SCHOTMAN	NED	Kawasaki MOTOPOST	Kawasaki Ninja 400	A	2'08.966	1.686	0.194	6	141,721	210,1
12	28 O. BONOLI	ITA	Team Trasimeno	Yamaha YZF-R3	A	2'09.174	1.894	0.208	5	141,493	204,5
13	1 A. CARRASCO	ESP	Kawasaki Provec WorldSSP300	Kawasaki Ninja 400	A	2'09.254	1.974	0.080	6	141,405	210,5
14	16 M. LUNA BAYEN	ESP	Kawasaki GP Project	Kawasaki Ninja 400	A	2'09.329	2.049	0.075	6	141,323	208,9
15	13 D. IOZZO	RSA	Nutec - RT Motorsports by SKM - Kawasaki	Kawasaki Ninja 400	A	2'09.554	2.274	0.225	6	141,078	205,3
16	25 A. VERDOÑA	FRA	BCD Yamaha MS Racing	Yamaha YZF-R3	B	2'09.616	2.336	0.062	6	141,010	201,1
17	42 M. GARCIA	ESP	DS Junior Team	Kawasaki Ninja 400	A	2'09.631	2.351	0.015	6	140,994	203,4
18	47 F. HERNANDEZ MOYANO	ESP	BCD Yamaha MS Racing	Yamaha YZF-R3	A	2'09.689	2.409	0.058	6	140,931	207,7
19	65 J. FACCO	ITA	Semakin Di Depan Biblion Motoxrcing	Yamaha YZF-R3	B	2'09.735	2.455	0.046	6	140,881	205,3
20	5 G. ERILL	ESP	DEZA - BOX 77 Racing	Kawasaki Ninja 400	A	2'09.792	2.512	0.057	6	140,819	205,7
21	15 M. BASTIANELLI	ITA	Prodina IRCOS Kawasaki	Kawasaki Ninja 400	A	2'09.846	2.566	0.054	6	140,761	205,7
22	14 E. DE LA VEGA	FRA	Flembbo Leader Team	Kawasaki Ninja 400	B	2'09.908	2.628	0.062	6	140,693	207,7
23	7 E. GOHARA KAWAKAMI	BRA	BCD Yamaha MS Racing	Yamaha YZF-R3	A	2'09.913	2.633	0.005	6	140,688	204,5
24	3 M. PEDENEAU	FRA	Team MHP Racing-Patrick Pons	Yamaha YZF-R3	B	2'09.920	2.640	0.007	6	140,680	200,4
25	22 N. KALININ	UKR	Nutec - RT Motorsports by SKM - Kawasaki	Kawasaki Ninja 400	A	2'09.962	2.682	0.042	3	140,635	207,7
26	36 B. NEILA	ESP	BCD Yamaha MS Racing	Yamaha YZF-R3	B	2'09.996	2.716	0.034	6	140,598	209,3
27	17 K. MEUFFELS	NED	Freudenberg KTM WorldSSP Team	KTM RC 390 R	A	2'10.136	2.856	0.140	6	140,447	208,5
28	11 K. ARDUINI	ITA	2R Racing Team	Kawasaki Ninja 400	A	2'10.175	2.895	0.039	6	140,405	206,9
29	27 F. ROVELLI	ITA	Kawasaki ParkinGO Team	Kawasaki Ninja 400	B	2'10.390	3.110	0.215	6	140,173	200,7
30	64 H. DE CANCELLIS	FRA	Team Trasimeno	Yamaha YZF-R3	A	2'10.517	3.237	0.127	6	140,037	198,5
31	99 F. GOMEZ	ESP	DS Junior Team	Kawasaki Ninja 400	B	2'10.730	3.450	0.213	6	139,809	203,8
32	44 T. BRAMICH	AUS	Carl Cox-RT Motorsports by SKM-Kawasaki	Kawasaki Ninja 400	B	2'11.096	3.816	0.366	6	139,418	209,7
33	54 B. SOFUOGLU	TUR	Turkish Puccetti Racing by TSM	Kawasaki Ninja 400	B	2'11.178	3.898	0.082	6	139,331	205,3
34	78 J. FORAY	FRA	Prodina IRCOS Kawasaki	Kawasaki Ninja 400	B	2'11.273	3.993	0.095	6	139,230	209,7
35	71 T. EDWARDS	AUS	Kawasaki ParkinGO Team	Kawasaki Ninja 400	A				2		204,5
36	66 D. OTTEN	NED	MTM Racing Team	Kawasaki Ninja 400	A				0		201,5

AIR	Humidity:	68%	Temp:	8°C
TRACK	Condition:	Dry	Temp:	12°C

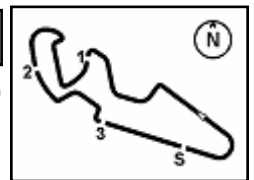
Records	Pole (QP)	2019	M.Gonzalez	2'06.938	143,990	Km/h
	Race (RC)	2018	K.Meuffels	2'08.510	142,220	Km/h
	All Times (QP)	2019	M.Gonzalez	2'06.938	143,990	Km/h

Start 07/04/2019 09:50 End 10:07 The results are provisional until the end of the time limit for protests and appeals and the completion of the technical checks.

These data/results cannot be reproduced, stored and/or transmitted in whole or in part by any manner of electronic, mechanical, photocopying, recording, broadcasting or otherwise now known or herein after developed without the previous express consent by the copyright owner, except for reproduction in daily press and regular printed publications on sale to the public within 60 days of the event related to those data/results and always provided that copyright symbol appears together as follows below.

© DORNA WSBK ORGANIZATION Srl 2019





Motocard Aragon Round, 5-7 April 2019

Results Warm Up

Session Highlights

Local Time	No. Rider	Description
09.50.00		Start
09.52.00	55 G. HENDRA PRATAMA	On Asphalt - Re-Joined - Turn 12
09.52.00	25 A. VERDOÏA	On Asphalt - Re-Joined - Turn 12
09.52.00	71 T. EDWARDS	On Asphalt - Re-Joined - Turn 12
09.52.07	27 F. ROVELLI	On Asphalt - Re-Joined - Turn 12
09.52.49	11 K. ARDUINI	On Asphalt - Re-Joined - Turn 1
09.52.59	66 D. OTTEN	Crashed - Turn 2
09.54.53	3 M. PEDENEAU	On Asphalt - Re-Joined - Turn 12
09.55.37	27 F. ROVELLI	On Asphalt - Re-Joined - Turn 3
09.56.10	17 K. MEUFFELS	Current Lap Cancelled - Exceeded Track Limits - Turn 11
09.58.09	41 J. JAHNIG	Current Lap Cancelled - Exceeded Track Limits - Turn 10
09.58.17	22 N. KALININ	On Asphalt - Re-Joined - Turn 12
09.58.47	42 M. GARCIA	Current Lap Cancelled - Exceeded Track Limits - Turn 11
09.59.19	7 E. GOHARA KAWAKAMI	On Asphalt - Re-Joined - Turn 1
10.00.08	22 N. KALININ	Crashed - Turn 2
10.00.15	47 F. HERNANDEZ MOYANO	Current Lap Cancelled - Exceeded Track Limits - Turn 11
10.02.49	44 T. BRAMICH	On Asphalt - Re-Joined - Turn 12
10.03.05	78 J. FORAY	On Asphalt - Re-Joined - Turn 13
10.03.43	28 O. BONOLI	Lap Cancelled (2'14.279) - Exceeded Track Limits - Turn 17
10.04.21	8 M. PEREZ	On Asphalt - Re-Joined - Turn 5
10.04.56	44 T. BRAMICH	On Asphalt - Re-Joined - Turn 12
10.05.14	27 F. ROVELLI	On Asphalt - Re-Joined - Turn 12
10.07.09		End Of Session

Fastest Laps Sequence

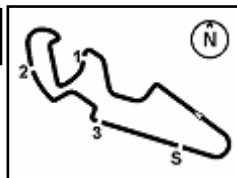
No.	Rider	Nat	Team	Bike	Local Time	Time	Gap	Avg
54	B. SOFUOGLU	TUR	Turkish Puccetti Racing by TSM	Kawasaki Ninja 400	09:54'27.339	2'12.667		137,767
47	F. HERNANDEZ MOYANO	ESP	BCD Yamaha MS Racing	Yamaha YZF-R3	09:54'29.299	2'11.186	-1.481	139,323
13	D. IOZZO	RSA	Nutec - RT Motorsports by SKM - Kawasaki	Kawasaki Ninja 400	09:54'29.418	2'11.073	-0.113	139,443
22	N. KALININ	UKR	Nutec - RT Motorsports by SKM - Kawasaki	Kawasaki Ninja 400	09:54'29.659	2'09.962	-1.111	140,635
8	M. PEREZ	ESP	Scuderia Maranga Racing	Kawasaki Ninja 400	09:54'32.738	2'09.636	-0.326	140,989
88	B. IERACI	ITA	Kawasaki GP Project	Kawasaki Ninja 400	09:54'34.605	2'09.428	-0.208	141,215
41	J. JAHNIG	GER	Freudenberg KTM Junior Team	KTM RC 390 R	09:54'34.839	2'07.280	-2.148	143,598

Start 09:50 End 10:07
The results are provisional until the end of the time limit for protests and appeals and the completion of the technical checks.

These data/results cannot be reproduced, stored and/or transmitted in whole or in part by any manner of electronic, mechanical, photocopying, recording, broadcasting or otherwise now known or herein after developed without the previous express consent by the copyright owner, except for reproduction in daily press and regular printed publications on sale to the public within 60 days of the event related to those data/results and always provided that copyright symbol appears together as follows below.

© DORNA WSBK ORGANIZATION Srl 2019





MotorLand Aragon 5.077 m

Motocard Aragon Round, 5-7 April 2019

Best Sectors & Speed Warm Up

BEST LAP

1	41 J. JAHNIG	KTM RC 390 R	2'07.280
2	72 V. STEEMAN	KTM RC 390 R	2'07.486
3	18 M. GONZALEZ	Kawasaki Ninja 400	2'08.054
4	88 B. IERACI	Kawasaki Ninja 400	2'08.194
5	8 M. PEREZ	Kawasaki Ninja 400	2'08.632
6	97 M. KAPPLER	KTM RC 390 R	2'08.645
7	55 G. HENDRA PRATAMA	Yamaha YZF-R3	2'08.684
8	95 S. DEROUE	Kawasaki Ninja 400	2'08.704
9	69 J. BUIS	Kawasaki Ninja 400	2'08.764
10	20 D. LOUREIRO	Kawasaki Ninja 400	2'08.772
11	6 R. SCHOTMAN	Kawasaki Ninja 400	2'08.966
12	28 O. BONOLI	Yamaha YZF-R3	2'09.174
13	1 A. CARRASCO	Kawasaki Ninja 400	2'09.254
14	16 M. LUNA BAYEN	Kawasaki Ninja 400	2'09.329
15	13 D. IOZZO	Kawasaki Ninja 400	2'09.554
16	25 A. VERDOIA	Yamaha YZF-R3	2'09.616
17	42 M. GARCIA	Kawasaki Ninja 400	2'09.631
18	47 F. HERNANDEZ MOYANO	Yamaha YZF-R3	2'09.689
19	65 J. FACCO	Yamaha YZF-R3	2'09.735
20	5 G. ERILL	Kawasaki Ninja 400	2'09.792
21	15 M. BASTIANELLI	Kawasaki Ninja 400	2'09.846
22	14 E. DE LA VEGA	Kawasaki Ninja 400	2'09.908
23	7 E. GOHARA KAWAKAMI	Yamaha YZF-R3	2'09.913
24	3 M. PEDENEAU	Yamaha YZF-R3	2'09.920
25	22 N. KALININ	Kawasaki Ninja 400	2'09.962
26	36 B. NEILA	Yamaha YZF-R3	2'09.996
27	17 K. MEUFFELS	KTM RC 390 R	2'10.136
28	11 K. ARDUINI	Kawasaki Ninja 400	2'10.175
29	27 F. ROVELLI	Kawasaki Ninja 400	2'10.390
30	64 H. DE CANCELLIS	Yamaha YZF-R3	2'10.517
31	99 F. GOMEZ	Kawasaki Ninja 400	2'10.730
32	44 T. BRAMICH	Kawasaki Ninja 400	2'11.096
33	54 B. SOFUOGLU	Kawasaki Ninja 400	2'11.178
34	78 J. FORAY	Kawasaki Ninja 400	2'11.273
35	66 D. OTTEN	Kawasaki Ninja 400	
36	71 T. EDWARDS	Kawasaki Ninja 400	

SPEED

1	41 J. JAHNIG	KTM RC 390 R	213.0
2	72 V. STEEMAN	KTM RC 390 R	211.8
3	97 M. KAPPLER	KTM RC 390 R	211.4
4	95 S. DEROUE	Kawasaki Ninja 400	210.5
5	69 J. BUIS	Kawasaki Ninja 400	210.5
6	1 A. CARRASCO	Kawasaki Ninja 400	210.5
7	6 R. SCHOTMAN	Kawasaki Ninja 400	210.1
8	78 J. FORAY	Kawasaki Ninja 400	209.7
9	44 T. BRAMICH	Kawasaki Ninja 400	209.7
10	20 D. LOUREIRO	Kawasaki Ninja 400	209.7
11	36 B. NEILA	Yamaha YZF-R3	209.3
12	16 M. LUNA BAYEN	Kawasaki Ninja 400	208.9
13	17 K. MEUFFELS	KTM RC 390 R	208.5
14	88 B. IERACI	Kawasaki Ninja 400	208.1
15	14 E. DE LA VEGA	Kawasaki Ninja 400	207.7
16	22 N. KALININ	Kawasaki Ninja 400	207.7
17	47 F. HERNANDEZ MOYANO	Yamaha YZF-R3	207.7
18	18 M. GONZALEZ	Kawasaki Ninja 400	207.3
19	11 K. ARDUINI	Kawasaki Ninja 400	206.9
20	15 M. BASTIANELLI	Kawasaki Ninja 400	205.7
21	5 G. ERILL	Kawasaki Ninja 400	205.7
22	13 D. IOZZO	Kawasaki Ninja 400	205.3
23	54 B. SOFUOGLU	Kawasaki Ninja 400	205.3
24	65 J. FACCO	Yamaha YZF-R3	205.3
25	71 T. EDWARDS	Kawasaki Ninja 400	204.5
26	7 E. GOHARA KAWAKAMI	Yamaha YZF-R3	204.5
27	28 O. BONOLI	Yamaha YZF-R3	204.5
28	99 F. GOMEZ	Kawasaki Ninja 400	203.8
29	42 M. GARCIA	Kawasaki Ninja 400	203.4
30	55 G. HENDRA PRATAMA	Yamaha YZF-R3	203.4
31	66 D. OTTEN	Kawasaki Ninja 400	201.5
32	25 A. VERDOIA	Yamaha YZF-R3	201.1
33	27 F. ROVELLI	Kawasaki Ninja 400	200.7
34	3 M. PEDENEAU	Yamaha YZF-R3	200.4
35	64 H. DE CANCELLIS	Yamaha YZF-R3	198.5

SEG. 1

1	72 V. STEEMAN	35.879
2	41 J. JAHNIG	35.920
3	88 B. IERACI	36.001
4	95 S. DEROUE	36.026
5	17 K. MEUFFELS	36.044
6	16 M. LUNA BAYEN	36.099
7	97 M. KAPPLER	36.106
8	18 M. GONZALEZ	36.119
9	1 A. CARRASCO	36.189
10	69 J. BUIS	36.279
11	55 G. HENDRA PRATAMA	36.361
12	6 R. SCHOTMAN	36.389
13	42 M. GARCIA	36.410
14	7 E. GOHARA KAWAKAM	36.424
15	47 F. HERNANDEZ MOYAN	36.458
16	20 D. LOUREIRO	36.466
17	28 O. BONOLI	36.475
18	15 M. BASTIANELLI	36.480
19	65 J. FACCO	36.490
20	5 G. ERILL	36.569
21	11 K. ARDUINI	36.594
22	36 B. NEILA	36.596
23	14 E. DE LA VEGA	36.604
24	25 A. VERDOIA	36.604
25	22 N. KALININ	36.650
26	27 F. ROVELLI	36.811
27	3 M. PEDENEAU	36.834
28	71 T. EDWARDS	36.841
29	64 H. DE CANCELLIS	36.882
30	99 F. GOMEZ	36.895
31	13 D. IOZZO	36.896
32	78 J. FORAY	36.919
33	44 T. BRAMICH	36.931
34	54 B. SOFUOGLU	37.243

SEG. 2

1	72 V. STEEMAN	35.199
2	41 J. JAHNIG	35.367
3	55 G. HENDRA PRATAMA	35.504
4	88 B. IERACI	35.578
5	28 O. BONOLI	35.638
6	18 M. GONZALEZ	35.655
7	97 M. KAPPLER	35.660
8	16 M. LUNA BAYEN	35.693
9	20 D. LOUREIRO	35.761
10	6 R. SCHOTMAN	35.763
11	95 S. DEROUE	35.764
12	69 J. BUIS	35.772
13	1 A. CARRASCO	35.780
14	13 D. IOZZO	35.787
15	25 A. VERDOIA	35.845
16	7 E. GOHARA KAWAKAM	35.911
17	47 F. HERNANDEZ MOYAN	35.945
18	15 M. BASTIANELLI	35.953
19	65 J. FACCO	35.982
20	3 M. PEDENEAU	35.996
21	17 K. MEUFFELS	36.020
22	99 F. GOMEZ	36.052
23	42 M. GARCIA	36.074
24	27 F. ROVELLI	36.083
25	11 K. ARDUINI	36.089
26	14 E. DE LA VEGA	36.090
27	64 H. DE CANCELLIS	36.155
28	5 G. ERILL	36.192
29	22 N. KALININ	36.196
30	36 B. NEILA	36.277
31	54 B. SOFUOGLU	36.296
32	44 T. BRAMICH	36.555
33	66 D. OTTEN	36.683
34	78 J. FORAY	36.708
35	71 T. EDWARDS	37.109

SEG. 3

1	18 M. GONZALEZ	23.082
2	41 J. JAHNIG	23.225
3	7 E. GOHARA KAWAKAM	23.295
4	25 A. VERDOIA	23.296
5	88 B. IERACI	23.319
6	72 V. STEEMAN	23.344
7	55 G. HENDRA PRATAMA	23.370
8	3 M. PEDENEAU	23.393
9	27 F. ROVELLI	23.394
10	16 M. LUNA BAYEN	23.401
11	42 M. GARCIA	23.423
12	13 D. IOZZO	23.442
13	95 S. DEROUE	23.492
14	20 D. LOUREIRO	23.508
15	97 M. KAPPLER	23.512
16	99 F. GOMEZ	23.517
17	64 H. DE CANCELLIS	23.517
18	11 K. ARDUINI	23.521
19	28 O. BONOLI	23.541
20	69 J. BUIS	23.574
21	54 B. SOFUOGLU	23.577
22	14 E. DE LA VEGA	23.578
23	15 M. BASTIANELLI	23.587
24	36 B. NEILA	23.657
25	6 R. SCHOTMAN	23.664
26	47 F. HERNANDEZ MOYAN	23.690
27	5 G. ERILL	23.710
28	65 J. FACCO	23.792
29	17 K. MEUFFELS	23.794
30	1 A. CARRASCO	23.812
31	22 N. KALININ	23.854
32	78 J. FORAY	23.997
33	44 T. BRAMICH	24.028
34	71 T. EDWARDS	24.298
35	66 D. OTTEN	24.344

SEG. 4

1	41 J. JAHNIG	32.287
2	72 V. STEEMAN	32.389
3	97 M. KAPPLER	32.518
4	69 J. BUIS	32.806
5	16 M. LUNA BAYEN	32.830
6	95 S. DEROUE	32.836
7	6 R. SCHOTMAN	32.896
8	88 B. IERACI	32.993
9	1 A. CARRASCO	33.010
10	20 D. LOUREIRO	33.037
11	11 K. ARDUINI	33.073
12	65 J. FACCO	33.161
13	18 M. GONZALEZ	33.162
14	7 E. GOHARA KAWAKAM	33.186
15	47 F. HERNANDEZ MOYAN	33.189
16	55 G. HENDRA PRATAMA	33.208
17	36 B. NEILA	33.222
18	15 M. BASTIANELLI	33.229
19	17 K. MEUFFELS	33.233
20	13 D. IOZZO	33.237
21	44 T. BRAMICH	33.241
22	22 N. KALININ	33.262
23	5 G. ERILL	33.294
24	42 M. GARCIA	33.298
25	28 O. BONOLI	33.332
26	78 J. FORAY	33.340
27	14 E. DE LA VEGA	33.356
28	71 T. EDWARDS	33.413
29	3 M. PEDENEAU	33.496
30	54 B. SOFUOGLU	33.529
31	25 A. VERDOIA	33.679
32	66 D. OTTEN	33.717
33	99 F. GOMEZ	33.748
34	27 F. ROVELLI	33.802
35	64 H. DE CANCELLIS	33.883

07/04/2019

These data/results cannot be reproduced, stored and/or transmitted in whole or in part by any manner of electronic, mechanical, photocopying, recording, broadcasting or otherwise now known or herein after developed without the previous express consent by the copyright owner, except for reproduction in daily press and regular printed publications on sale to the public within 60 days of the event related to those data/results and always provided that copyright symbol appears together as follows below.

© DORNA WSBK ORGANIZATION Srl 2019



Official Fuel Supplier

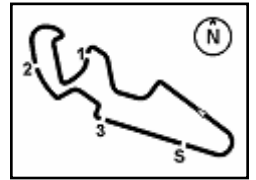


FICR PERUGIA TIMING

Official Tyre Supplier



Official Timekeeper



Motocard Aragon Round, 5-7 April 2019

Ideal Times Warm Up

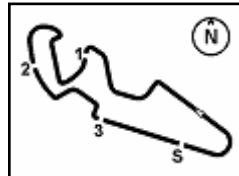
No.	Rider	Nat	Bike	Seg. 1	Seg. 2	Seg. 3	Seg. 4	Ideal Time			
				Diff. 1	Diff. 2	Diff. 3	Diff. 4	Best Lap	Pos.	Diff.	
1	41 J. JAHNIG	GER	KTM RC 390 R	35.920	35.367	23.225 +0.234	32.287 +0.247	2'06.799	2'07.280	1	0.481
2	72 V. STEEMAN	NED	KTM RC 390 R	35.879	35.199 +0.043	23.344 +0.450	32.389 +0.182	2'06.811	2'07.486	2	0.675
3	97 M. KAPPLER	GER	KTM RC 390 R	36.106 +0.183	35.660 +0.263	23.512 +0.403	32.518	2'07.796	2'08.645	6	0.849
4	88 B. IERACI	ITA	Kawasaki Ninja 400	36.001 +0.182	35.578 +0.121	23.319	32.993	2'07.891	2'08.194	4	0.303
5	18 M. GONZALEZ	ESP	Kawasaki Ninja 400	36.119 +0.036	35.655	23.082	33.162	2'08.018	2'08.054	3	0.036
6	16 M. LUNA BAYEN	ESP	Kawasaki Ninja 400	36.099 +0.618	35.693 +0.119	23.401	32.830 +0.569	2'08.023	2'09.329	14	1.306
7	95 S. DEROUÉ	NED	Kawasaki Ninja 400	36.026 +0.398	35.764 +0.150	23.492 +0.038	32.836	2'08.118	2'08.704	8	0.586
8	69 J. BUIS	NED	Kawasaki Ninja 400	36.279	35.772 +0.023	23.574 +0.179	32.806 +0.131	2'08.431	2'08.764	9	0.333
9	55 G. HENDRA PRATAMA	INA	Yamaha YZF-R3	36.361 +0.022	35.504	23.370 +0.219	33.208	2'08.443	2'08.684	7	0.241
10	6 R. SCHOTMAN	NED	Kawasaki Ninja 400	36.389	35.763	23.664 +0.254	32.896	2'08.712	2'08.966	11	0.254
11	20 D. LOUREIRO	RSA	Kawasaki Ninja 400	36.466	35.761	23.508	33.037	2'08.772	2'08.772	10	
12	1 A. CARRASCO	ESP	Kawasaki Ninja 400	36.189 +0.463	35.780	23.812	33.010	2'08.791	2'09.254	13	0.463
13	7 E. GOHARA KAWAKAM	BRA	Yamaha YZF-R3	36.424 +0.599	35.911 +0.304	23.295 +0.194	33.186	2'08.816	2'09.913	23	1.097
14	28 O. BONOLI	ITA	Yamaha YZF-R3	36.475	35.638	23.541 +0.140	33.332 +0.048	2'08.986	2'09.174	12	0.188
15	17 K. MEUFFELS	NED	KTM RC 390 R	36.044 +0.546	36.020 +0.185	23.794 +0.023	33.233 +0.291	2'09.091	2'10.136	27	1.045
16	42 M. GARCIA	ESP	Kawasaki Ninja 400	36.410 +0.426	36.074	23.423	33.298	2'09.205	2'09.631	17	0.426
17	15 M. BASTIANELLI	ITA	Kawasaki Ninja 400	36.480 +0.597	35.953	23.587	33.229	2'09.249	2'09.846	21	0.597
18	11 K. ARDUINI	ITA	Kawasaki Ninja 400	36.594 +0.062	36.089 +0.209	23.521	33.073 +0.627	2'09.277	2'10.175	28	0.898
19	47 F. HERNANDEZ MOYA	ESP	Yamaha YZF-R3	36.458 +0.165	35.945 +0.242	23.690	33.189	2'09.282	2'09.689	18	0.407
20	13 D. IOZZO	RSA	Kawasaki Ninja 400	36.896 +0.088	35.787 +0.104	23.442	33.237	2'09.362	2'09.554	15	0.192
21	25 A. VERDOÏA	FRA	Yamaha YZF-R3	36.604 +0.072	35.845 +0.120	23.296	33.679	2'09.424	2'09.616	16	0.192
22	65 J. FACCO	ITA	Yamaha YZF-R3	36.490	35.982 +0.267	23.792 +0.043	33.161	2'09.425	2'09.735	19	0.310
23	14 E. DE LA VEGA	FRA	Kawasaki Ninja 400	36.604 +0.277	36.090	23.578 +0.003	33.356	2'09.628	2'09.908	22	0.280
24	3 M. PEDENEAU	FRA	Yamaha YZF-R3	36.834	35.996 +0.075	23.393 +0.126	33.496	2'09.719	2'09.920	24	0.201
25	36 B. NEILA	ESP	Yamaha YZF-R3	36.596	36.277 +0.035	23.657 +0.209	33.222	2'09.752	2'09.996	26	0.244
26	5 G. ERILL	ESP	Kawasaki Ninja 400	36.569	36.192	23.710	33.294 +0.027	2'09.765	2'09.792	20	0.027
27	22 N. KALININ	UKR	Kawasaki Ninja 400	36.650	36.196	23.854	33.262	2'09.962	2'09.962	25	
28	27 F. ROVELLI	ITA	Kawasaki Ninja 400	36.811	36.083 +0.230	23.394	33.802 +0.070	2'10.090	2'10.390	29	0.300
29	99 F. GOMEZ	ESP	Kawasaki Ninja 400	36.895	36.052	23.517 +0.157	33.748 +0.361	2'10.212	2'10.730	31	0.518
30	64 H. DE CANCELLIS	FRA	Yamaha YZF-R3	36.882 +0.008	36.155	23.517 +0.072	33.883	2'10.437	2'10.517	30	0.080
31	54 B. SOFUOGLU	TUR	Kawasaki Ninja 400	37.243	36.296	23.577 +0.533	33.529	2'10.645	2'11.178	33	0.533
32	44 T. BRAMICH	AUS	Kawasaki Ninja 400	36.931 +0.341	36.555	24.028	33.241	2'10.755	2'11.096	32	0.341
33	78 J. FORAY	FRA	Kawasaki Ninja 400	36.919 +0.139	36.708 +0.046	23.997 +0.063	33.340 +0.061	2'10.964	2'11.273	34	0.309

07/04/2019

These data/results cannot be reproduced, stored and/or transmitted in whole or in part by any manner of electronic, mechanical, photocopying, recording, broadcasting or otherwise now known or herein after developed without the previous express consent by the copyright owner, except for reproduction in daily press and regular printed publications on sale to the public within 60 days of the event related to those data/results and always provided that copyright symbol appears together as follows below.

© DORNA WSBK ORGANIZATION Srl 2019





MotorLand Aragon 5.077 m
2 / 2

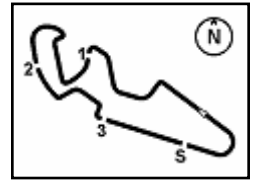
Motocard Aragon Round, 5-7 April 2019

Ideal Times Warm Up

No. Rider	Nat	Bike	Seg. 1	Seg. 2	Seg. 3	Seg. 4	Ideal Time		
			Diff. 1	Diff. 2	Diff. 3	Diff. 4	Best Lap	Pos.	Diff.
8	M. PEREZ	ESP Kawasaki Ninja 400	One or more sectors missing				2'08.632		
66	D. OTTEN	NED Kawasaki Ninja 400	One or more sectors missing						
71	T. EDWARDS	AUS Kawasaki Ninja 400	One or more sectors missing						
Overall Ideal Time			35.879	35.199	23.082	32.287	2'06.447		

07/04/2019
 These data/results cannot be reproduced, stored and/or transmitted in whole or in part by any manner of electronic, mechanical, photocopying, recording, broadcasting or otherwise now known or herein after developed without the previous express consent by the copyright owner, except for reproduction in daily press and regular printed publications on sale to the public within 60 days of the event related to those data/results and always provided that copyright symbol appears together as follows below.
 © DORNA WSBK ORGANIZATION Srl 2019





Motocard Aragon Round, 5-7 April 2019

Chronological Analysis Warm Up

1° 41 J. JAHNIG (2'07.280)								7° 55 G. HENDRA PRATAMA (2'08.684)							
Lap	Seg.1	Seg.2	Seg.3	Seg.4	Lap Time	km/h	Local Time	Lap	Seg.1	Seg.2	Seg.3	Seg.4	Lap Time	km/h	Local Time
1		37.114	24.292	32.668	209,7	9:52'27.559		1		39.445	31.174	33.753	196,7	9:52'35.295	
2	35.920	35.367	23.459	32.534	2'07.280	213,0	9:54'34.839	2	36.798	35.658	23.370	33.593	2'09.419	200,4	9:54'44.714
3	36.433	35.500	23.341	32.287	2'07.561	211,8	9:56'42.400	3	36.383	35.504	23.589	33.208	2'08.684	202,6	9:56'53.398
4	36.409	40.879	25.155	34.531	2'16.974C	194,2	9:58'59.374	4	36.361	35.511	26.918	35.037	2'13.827	185,2	9:59'07.225
5	36.244	35.596	23.225	32.430	2'07.495	209,7	10:01'06.869	5	37.137	36.203	23.572	33.827	2'10.739	197,8	10:01'17.964
6	37.592	36.733	24.444	40.184	2'18.953	131,5	10:03'25.822	6	36.882	36.042	24.282	33.789	2'10.995	203,4	10:03'28.959
7	36.086	35.378	23.245	33.241	2'07.950	201,9	10:05'33.772	7	36.739	39.088	25.473	43.126	2'24.426P	193,2	10:05'53.385
2° 72 V. STEEMAN (2'07.486)								8° 95 S. DEROUÉ (2'08.704)							
Lap	Seg.1	Seg.2	Seg.3	Seg.4	Lap Time	km/h	Local Time	Lap	Seg.1	Seg.2	Seg.3	Seg.4	Lap Time	km/h	Local Time
1		37.091	24.050	33.220	207,7	9:52'27.946		1		36.415	24.086	33.503	208,5	9:52'25.212	
2	35.879	35.242	23.794	32.571	2'07.486	211,8	9:54'35.432	2	36.637	35.764	23.832	33.199	2'09.432	210,5	9:54'34.644
3	36.185	35.416	23.822	32.389	2'07.812	209,7	9:56'43.244	3	36.424	35.914	23.530	32.836	2'08.704	209,7	9:56'43.348
4	36.281	36.656	24.146	33.209	2'10.292	206,9	9:58'53.536	4	36.026	36.219	23.719	38.532	2'14.496P	203,0	9:58'57.844
5	36.500	35.984	32.073	32.866	2'17.423	207,3	10:01'10.959	5	1'57.354	36.322	23.492	33.859	3'31.027P	198,9	10:02'28.871
6	35.887	35.811	23.926	39.549	2'15.173	130,3	10:03'26.132	6	36.862	36.179	23.549	33.811	2'10.401	199,3	10:04'39.272
7	36.087	35.199	23.344	33.036	2'07.666	199,3	10:05'33.798	7	36.890	36.161	23.715	33.928	2'10.694	198,5	10:06'49.966
3° 18 M. GONZALEZ (2'08.054)								9° 69 J. BUIS (2'08.764)							
Lap	Seg.1	Seg.2	Seg.3	Seg.4	Lap Time	km/h	Local Time	Lap	Seg.1	Seg.2	Seg.3	Seg.4	Lap Time	km/h	Local Time
1		38.379	25.324	33.516	203,0	9:52'30.126		1		37.370	24.665	33.497	206,1	9:52'28.728	
2	36.397	35.679	23.436	33.336	2'08.848	202,2	9:54'38.974	2	36.669	36.337	23.771	33.613	2'10.390	202,2	9:54'39.118
3	36.155	35.655	23.082	33.162	2'08.054	205,3	9:56'47.028	3	36.279	35.795	23.753	32.937	2'08.764	206,5	9:56'47.882
4	36.274	35.784	23.407	33.228	2'08.693	207,3	9:58'55.721	4	36.801	35.845	23.963	32.806	2'09.415	206,1	9:58'57.297
5	36.119	41.202	23.547	33.407	2'14.275	205,7	10:01'09.996	5	36.285	35.811	23.863	32.890	2'08.849	210,5	10:01'06.146
6	37.143	36.360	23.983	40.935	2'18.421	121,6	10:03'28.417	6	37.378	36.659	23.574	33.486	2'11.097	202,6	10:03'17.243
7	36.228	36.184	23.202	33.442	2'09.056	202,6	10:05'37.473	7	37.156	35.772	23.618	33.551	2'10.097	204,9	10:05'27.340
4° 88 B. IERACI (2'08.194)								10° 20 D. LOUREIRO (2'08.772)							
Lap	Seg.1	Seg.2	Seg.3	Seg.4	Lap Time	km/h	Local Time	Lap	Seg.1	Seg.2	Seg.3	Seg.4	Lap Time	km/h	Local Time
1		38.393	24.238	33.596	205,7	9:52'25.177		1		36.732	24.541	34.146	196,7	9:52'17.628	
2	36.480	35.839	23.678	33.431	2'09.428	206,9	9:54'34.605	2	37.558	36.582	23.811	33.802	2'11.753	200,0	9:54'29.381
3	36.183	35.699	23.319	32.993	2'08.194	208,1	9:56'42.799	3	37.223	36.105	23.527	33.376	2'10.231	204,9	9:56'39.612
4	36.160	36.404	23.477	33.783	2'09.824	200,7	9:58'52.623	4	37.550	41.043	24.521	33.236	2'16.350	207,3	9:58'55.962
5	43.978	35.578	23.417	33.138	2'16.111	200,7	10:01'08.734	5	36.664	35.966	24.026	33.282	2'09.938	209,7	10:01'05.900
6	36.001	36.113	23.480	33.228	2'08.822	205,7	10:03'17.556	6	36.752	41.355	24.317	33.626	2'16.050	195,3	10:03'21.950
7	36.542	35.928	23.327	33.885	2'09.682	201,1	10:05'27.238	7	36.466	35.761	23.508	33.037	2'08.772	206,5	10:05'30.722
5° 8 M. PEREZ (2'08.632)								11° 6 R. SCHOTMAN (2'08.966)							
Lap	Seg.1	Seg.2	Seg.3	Seg.4	Lap Time	km/h	Local Time	Lap	Seg.1	Seg.2	Seg.3	Seg.4	Lap Time	km/h	Local Time
1							9:52'23.102	1		36.501	24.360	33.210	205,3	9:52'25.935	
2					2'09.636		9:54'32.738	2	36.389	35.763	23.918	32.896	2'08.966	210,1	9:54'34.901
3					2'08.841		9:56'41.579	3	36.722	35.764	23.749	38.072	2'14.307P	209,3	9:56'49.208
4					2'16.108		9:58'57.687	4	1'16.499	36.298	23.833	33.756	2'50.386P	199,6	9:59'39.594
5					2'08.632		10:01'06.319	5	37.535	36.264	23.664	33.789	2'11.252	199,6	10:01'06.846
6					2'15.483		10:03'21.802	6	37.036	35.881	23.879	33.330	2'10.126	204,5	10:04'00.972
7					2'08.720		10:05'30.522	7	36.965	36.103	23.798	33.659	2'10.525	201,5	10:06'11.497
6° 97 M. KAPPLER (2'08.645)								12° 28 O. BONOLI (2'09.174)							
Lap	Seg.1	Seg.2	Seg.3	Seg.4	Lap Time	km/h	Local Time	Lap	Seg.1	Seg.2	Seg.3	Seg.4	Lap Time	km/h	Local Time
1		38.510	25.256	33.108	210,5	9:52'26.117		1		37.380	29.083	38.836	204,5	9:52'37.143	
2	36.668	35.947	23.910	33.139	2'09.664	211,4	9:54'35.781	2	2'21.493	38.764	26.566	35.531	4'02.354P	184,9	9:56'39.497
3	36.289	35.923	23.915	32.518	2'08.645	210,5	9:56'44.426	3	37.963	37.594	25.545	33.332	2'14.434	204,2	9:58'53.931
4	36.106	36.407	24.730	32.993	2'10.236	210,9	9:58'54.662	4	36.731	36.022	23.541	33.602	2'09.896	199,3	10:01'03.827
5	36.530	35.853	24.270	33.190	2'09.843	203,8	10:01'04.505	5	38.960	37.854	24.419	33.046	2'14.279C	204,2	10:03'18.106
6	46.118	35.660	23.966	33.068	2'18.812	204,5	10:03'23.317	6	36.475	35.638	23.681	33.380	2'09.174	203,8	10:05'27.280
7	36.567	35.700	23.512	33.028	2'08.807	205,7	10:05'32.124								
13° 1 A. CARRASCO (2'09.254)															
Lap	Seg.1	Seg.2	Seg.3	Seg.4	Lap Time	km/h	Local Time								

07/04/2019 P = Pits In/Out - C = Lap Time Cancelled

These data/results cannot be reproduced, stored and/or transmitted in whole or in part by any manner of electronic, mechanical, photocopying, recording, broadcasting or otherwise now known or herein after developed without the previous express consent by the copyright owner, except for reproduction in daily press and regular printed publications on sale to the public within 60 days of the event related to those data/results and always provided that copyright symbol appears together as follows below.

© DORNA WSBK ORGANIZATION Srl 2019



Official Fuel Supplier



FKR PERUGIA TIMING

Official Tyre Supplier



Official Timekeeper

Motocard Aragon Round, 5-7 April 2019

Chronological Analysis Warm Up

2 / 3

1		39.729	26.610	34.481		192,5	9:52'18.876
2	37.183	36.453	24.457	33.027	2'11.120	208,1	9:54'29.996
3	37.000	36.577	24.228	33.356	2'11.161	209,7	9:56'41.157
4	46.388	36.302	23.966	33.352	2'20.008	204,2	9:59'01.165
5	36.652	35.780	23.812	33.010	2'09.254	208,1	10:01'10.419
6	36.189	36.336	24.074	33.078	2'09.677	210,5	10:03'20.096
7	36.981	36.048	23.844	33.505	2'10.378	206,5	10:05'30.474

14° 16 M. LUNA BAYEN (2'09.329)							
Lap	Seg.1	Seg.2	Seg.3	Seg.4	Lap Time	km/h	Local Time
1		39.204	24.632	33.688		206,5	9:52'25.865
2	36.717	35.812	23.401	33.399	2'09.329	207,3	9:54'35.194
3	37.400	35.693	23.907	32.830	2'09.830	207,7	9:56'45.024
4	36.099	36.092	24.236	33.683	2'10.110	208,9	9:58'55.134
5	36.607	36.313	23.492	33.330	2'09.742	208,1	10:01'04.876
6	44.878	36.545	24.310	33.674	2'19.407	205,3	10:03'24.283
7	36.824	36.283	23.786	33.532	2'10.425	206,9	10:05'34.708

15° 13 D. IOZZO (2'09.554)							
Lap	Seg.1	Seg.2	Seg.3	Seg.4	Lap Time	km/h	Local Time
1		37.507	24.446	33.692		202,6	9:52'18.345
2	37.405	36.291	24.054	33.323	2'11.073	205,3	9:54'29.418
3	36.924	35.787	23.532	33.413	2'09.656	203,8	9:56'39.074
4	38.077	36.929	23.957	37.402	2'16.365	171,7	9:58'55.439
5	36.984	35.891	23.442	33.237	2'09.554	203,8	10:01'04.993
6	37.942	38.207	24.946	34.201	2'15.296	205,3	10:03'20.289
7	36.896	36.022	23.947	33.257	2'10.122	204,2	10:05'30.411

16° 25 A. VERDOÏA (2'09.616)							
Lap	Seg.1	Seg.2	Seg.3	Seg.4	Lap Time	km/h	Local Time
1		39.082	31.343	33.808		200,0	9:52'35.669
2	36.775	35.974	23.371	33.786	2'09.906	200,4	9:54'45.575
3	36.676	35.965	23.296	33.679	2'09.616	201,1	9:56'55.191
4	36.782	35.958	23.388	35.806	2'11.934	167,4	9:59'07.125
5	37.093	36.273	23.337	34.166	2'10.869	197,8	10:01'17.994
6	37.044	35.845	23.335	33.720	2'09.944	200,7	10:03'27.938
7	36.604	36.820	24.128	40.864	2'18.416P	194,9	10:05'46.354

17° 42 M. GARCIA (2'09.631)							
Lap	Seg.1	Seg.2	Seg.3	Seg.4	Lap Time	km/h	Local Time
1		38.151	24.744	34.224		193,9	9:52'50.561
2	37.853	36.685	23.912	33.910	2'12.360	198,9	9:55'02.921
3	37.000	36.485	24.270	33.324	2'11.079	203,4	9:57'14.000
4	38.704	36.463	23.645	33.562	2'12.374C	200,7	9:59'26.374
5	36.836	36.074	23.423	33.298	2'09.631	201,9	10:01'36.005
6	37.113	36.619	23.699	33.714	2'11.145	201,5	10:03'47.150
7	36.410	36.762	23.530	34.204	2'10.906	193,5	10:05'58.056

18° 47 F. HERNANDEZ MOYANO (2'09.689)							
Lap	Seg.1	Seg.2	Seg.3	Seg.4	Lap Time	km/h	Local Time
1		37.173	24.113	33.330		205,7	9:52'18.113
2	36.769	36.737	24.128	33.552	2'11.186	200,4	9:54'29.299
3	36.623	36.187	23.690	33.189	2'09.689	206,1	9:56'38.988
4	38.002	40.676	24.424	35.178	2'18.280	183,4	9:58'57.268
5	36.458	35.945	24.128	34.838	2'11.369C	181,2	10:01'08.637
6	36.718	36.314	24.543	33.618	2'11.193	204,9	10:03'19.830
7	36.713	36.089	23.960	33.490	2'10.252	207,7	10:05'30.082

19° 65 J. FACCO (2'09.735)							
Lap	Seg.1	Seg.2	Seg.3	Seg.4	Lap Time	km/h	Local Time
1		38.653	28.799	34.477		197,1	9:52'34.144
2	38.351	36.724	24.163	34.047	2'13.285	199,3	9:54'47.429

20° 5 G. ERILL (2'09.792)								
Lap	Seg.1	Seg.2	Seg.3	Seg.4	Lap Time	km/h	Local Time	
1			37.822	24.669	33.665		204,5	9:52'20.946
2	37.288	36.566	24.083	33.714	2'11.651	204,2	9:54'32.597	
3	36.569	36.192	23.710	33.321	2'09.792	205,3	9:56'42.389	
4	37.072	37.208	24.754	33.555	2'12.589	205,7	9:58'54.978	
5	37.279	36.506	23.990	33.294	2'11.069	205,7	10:01'06.047	
6	37.617	37.045	23.795	33.683	2'12.140	204,9	10:03'18.187	
7	36.897	36.439	24.041	33.777	2'11.154	204,9	10:05'29.341	

21° 15 M. BASTIANELLI (2'09.846)								
Lap	Seg.1	Seg.2	Seg.3	Seg.4	Lap Time	km/h	Local Time	
1			38.110	24.502	34.236		197,1	9:52'20.673
2	37.296	36.240	23.859	33.843	2'11.238	203,0	9:54'31.911	
3	37.077	35.953	23.587	33.229	2'09.846	205,7	9:56'41.757	
4	36.960	37.421	24.786	33.476	2'12.643	203,4	9:58'54.400	
5	36.480	36.045	23.716	33.683	2'09.924	201,5	10:01'04.324	
6	38.648	37.871	24.514	33.395	2'14.428	204,2	10:03'18.752	
7	36.555	36.184	23.678	34.015	2'10.432	201,1	10:05'29.184	

22° 14 E. DE LA VEGA (2'09.908)								
Lap	Seg.1	Seg.2	Seg.3	Seg.4	Lap Time	km/h	Local Time	
1			38.308	24.332	34.115		202,6	9:52'25.326
2	37.114	36.438	24.132	33.523	2'11.207	206,1	9:54'36.533	
3	36.604	36.228	23.578	33.603	2'10.013	203,8	9:56'46.546	
4	36.881	36.090	23.581	33.356	2'09.908	206,5	9:58'56.454	
5	36.659	36.574	23.903	33.372	2'10.508	206,5	10:01'06.962	
6	37.622	36.811	24.434	33.773	2'12.640	204,5	10:03'19.602	
7	37.183	36.174	23.726	33.596	2'10.679	207,7	10:05'30.281	

23° 7 E. GOHARA KAWAKAMI (2'09.913)								
Lap	Seg.1	Seg.2	Seg.3	Seg.4	Lap Time	km/h	Local Time	
1			37.723	24.315	33.573		202,2	9:52'23.053
2	37.093	35.948	23.603	33.843	2'10.487	200,7	9:54'33.540	
3	37.023	36.215	23.489	33.186	2'09.913	204,5	9:56'43.453	
4	36.447	36.423	24.479	33.991	2'11.340	203,4	9:58'54.793	
5	40.829	36.124	23.340	33.669	2'13.962	201,5	10:01'08.755	
6	36.424	36.674	24.884	39.116	2'17.098	133,3	10:03'25.853	
7	36.981	35.911	23.295	34.273	2'10.460	197,8	10:05'36.313	

24° 3 M. PEDENEAU (2'09.920)								
Lap	Seg.1	Seg.2	Seg.3	Seg.4	Lap Time	km/h	Local Time	
1			37.381	24.168	34.024		198,2	9:53'13.018
2	37.118	36.393	26.713	34.067	2'14.291	197,4	9:55'27.309	
3	36.926	36.178	24.031	33.594	2'10.729	198,5	9:57'38.038	
4	37.274	36.092	23.802	33.573	2'10.741	198,9	9:59'48.779	
5	36.988	35.996	23.393	33.549	2'09.926	198,9	10:01'58.705	
6	36.834	36.071	23.519	33.496	2'09.920	200,0	10:04'08.625	
7	36.887	36.220	23.471	33.560	2'10.138	200,4	10:06'18.763	

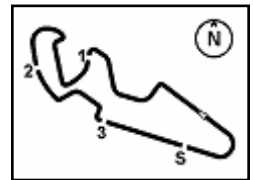
25° 22 N. KALININ (2'09.962)								
Lap	Seg.1	Seg.2	Seg.3	Seg.4	Lap Time	km/h	Local Time	
1			37.512	24.355	33.725		200,0	9:52'19.697
2	36.650	36.196	23.854	33.262	2'09.962	207,7	9:54'29.659	
3	37.103	36.497	23.877	33.392	2'10.869	205,3	9:56'40.528	
4	37.042	36.503	31.333	33.483	2'18.361	205,3	9:58'58.889	

07/04/2019 P = Pits In/Out - C = Lap Time Cancelled

These data/results cannot be reproduced, stored and/or transmitted in whole or in part by any manner of electronic, mechanical, photocopying, recording, broadcasting or otherwise now known or herein after developed without the previous express consent by the copyright owner, except for reproduction in daily press and regular printed publications on sale to the public within 60 days of the event related to those data/results and always provided that copyright symbol appears together as follows below.

© DORNA WSBK ORGANIZATION Srl 2019





Motocard Aragon Round, 5-7 April 2019

Chronological Analysis Warm Up

26° 36 B. NEILA (2'09.996)								32° 44 T. BRAMICH (2'11.096)							
Lap	Seg.1	Seg.2	Seg.3	Seg.4	Lap Time	km/h	Local Time	Lap	Seg.1	Seg.2	Seg.3	Seg.4	Lap Time	km/h	Local Time
1		37.911	24.327	33.642		201,5	9:52'20.249	1		39.484	26.157	34.078		202,6	9:52'18.071
2	37.095	36.277	23.657	33.534	2'10.563	202,2	9:54'30.812	2	37.574	36.731	24.392	33.440	2'12.137	206,9	9:54'30.208
3	36.721	36.911	23.827	33.280	2'10.739	209,3	9:56'41.551	3	37.272	36.555	24.028	33.241	2'11.096	209,7	9:56'41.304
4	37.574	37.821	25.944	33.394	2'14.733	208,5	9:58'56.284	4	36.931	37.745	24.486	33.446	2'12.608	209,3	9:58'53.912
5	36.596	36.312	23.866	33.222	2'09.996	208,1	10:01'06.280	5	37.271	36.904	24.169	33.734	2'12.078	205,3	10:01'05.990
6	37.656	37.146	23.782	33.741	2'12.325	204,5	10:03'18.605	6	38.143	36.676	30.764	33.824	2'19.407	203,4	10:03'25.397
7	37.112	36.676	23.662	34.304	2'11.754	204,5	10:05'30.359	7	37.186	36.867	40.646	46.718	2'41.417P	120,3	10:06'06.814

27° 17 K. MEUFFELS (2'10.136)								33° 54 B. SOFUOGLU (2'11.178)							
Lap	Seg.1	Seg.2	Seg.3	Seg.4	Lap Time	km/h	Local Time	Lap	Seg.1	Seg.2	Seg.3	Seg.4	Lap Time	km/h	Local Time
1		37.700	24.451	33.415		206,1	9:52'24.186	1		37.986	24.626	34.310		196,7	9:52'14.672
2	36.688	36.243	24.225	33.433	2'10.589	204,9	9:54'34.775	2	37.971	36.588	24.157	33.951	2'12.667	198,5	9:54'27.339
3	37.100	36.020	23.835	32.921	2'09.876C	208,5	9:56'44.651	3	37.545	36.526	23.589	33.721	2'11.381	199,3	9:56'38.720
4	36.044	36.343	24.830	39.300	2'16.517P	198,9	9:59'01.168	4	38.445	38.207	24.300	33.597	2'14.549	203,4	9:58'53.269
5	1'16.344	36.314	23.794	33.233	2'49.685P	202,6	10:01'50.853	5	37.243	36.296	24.110	33.529	2'11.178	205,3	10:01'04.447
6	36.590	36.205	23.817	33.524	2'10.136	193,9	10:04'00.989	6	37.255	36.691	23.583	33.850	2'11.379	197,8	10:03'15.826
7	36.709	36.226	24.258	33.446	2'10.639	205,7	10:06'11.628	7	37.612	36.533	23.577	33.785	2'11.507	202,6	10:05'27.333

28° 11 K. ARDUINI (2'10.175)								34° 78 J. FORAY (2'11.273)							
Lap	Seg.1	Seg.2	Seg.3	Seg.4	Lap Time	km/h	Local Time	Lap	Seg.1	Seg.2	Seg.3	Seg.4	Lap Time	km/h	Local Time
1		38.064	24.674	33.533		204,2	9:52'20.286	1		38.838	24.549	34.573		201,1	9:52'15.398
2	37.368	36.089	23.692	33.073	2'10.222	204,9	9:54'30.508	2	38.279	36.942	24.082	33.943	2'13.246	202,2	9:54'28.644
3	36.594	36.284	23.948	33.710	2'10.536	205,3	9:56'41.044	3	37.844	36.708	24.355	33.346	2'12.253	209,7	9:56'40.897
4	36.727	36.880	23.603	34.642	2'11.852	192,2	9:58'52.896	4	37.492	37.836	24.938	33.340	2'13.606	204,2	9:58'54.503
5	37.540	36.595	24.015	33.413	2'11.563	204,2	10:01'04.459	5	37.058	36.754	24.060	33.401	2'11.273	206,5	10:01'05.776
6	38.857	38.093	24.927	33.415	2'15.292	206,9	10:03'19.751	6	37.523	36.840	32.919	34.399	2'21.681	197,8	10:03'27.457
7	36.656	36.298	23.521	33.700	2'10.175	201,5	10:05'29.926	7	36.919	36.892	23.997	33.757	2'11.565	203,0	10:05'39.022

29° 27 F. ROVELLI (2'10.390)								35° 71 T. EDWARDS							
Lap	Seg.1	Seg.2	Seg.3	Seg.4	Lap Time	km/h	Local Time	Lap	Seg.1	Seg.2	Seg.3	Seg.4	Lap Time	km/h	Local Time
1		37.939	33.560	33.943		200,7	9:52'31.984	1		38.710	33.250	33.413		204,5	9:52'32.094
2	36.845	36.259	23.505	33.802	2'10.411	200,4	9:54'42.395	2	36.841	37.109	24.298	42.098	2'20.346P	175,0	9:54'52.440
3	36.811	36.313	23.394	33.872	2'10.390	200,0	9:56'52.785	3	2'03.014	39.760	31.949	44.944	3'59.667P	154,5	9:58'52.107
4	37.345	36.083	23.895	37.905	2'15.228	169,5	9:59'08.013								
5	36.823	36.914	24.528	35.023	2'13.288	197,8	10:01'21.301								
6	37.299	36.994	24.089	34.145	2'12.527	200,0	10:03'33.828								
7	37.370	36.733	29.274	34.800	2'18.177	197,4	10:05'52.005								

30° 64 H. DE CANCELLIS (2'10.517)								36° 66 D. OTTEN							
Lap	Seg.1	Seg.2	Seg.3	Seg.4	Lap Time	km/h	Local Time	Lap	Seg.1	Seg.2	Seg.3	Seg.4	Lap Time	km/h	Local Time
1		39.035	24.662	34.427		195,7	9:52'44.678	1		36.683	24.344	33.717		201,5	9:52'27.516
2	37.554	36.526	23.707	33.971	2'11.758	197,1	9:54'56.436								
3	36.890	36.155	23.589	33.883	2'10.517	198,5	9:57'06.953								
4	36.882	36.517	23.667	33.940	2'11.006	196,7	9:59'17.959								
5	36.992	36.255	23.517	34.143	2'10.907	197,1	10:01'28.866								
6	36.977	36.547	23.717	34.003	2'11.244	197,8	10:03'40.110								
7	37.105	36.445	23.892	34.220	2'11.662	197,4	10:05'51.772								

31° 99 F. GOMEZ (2'10.730)							
Lap	Seg.1	Seg.2	Seg.3	Seg.4	Lap Time	km/h	Local Time
1		38.242	24.542	34.625		194,2	9:52'50.482
2	38.162	36.619	24.049	33.839	2'12.669	201,9	9:55'03.151
3	36.896	36.437	23.787	33.822	2'10.942	198,2	9:57'14.093
4	37.203	36.351	23.517	33.748	2'10.819	197,4	9:59'24.912
5	36.895	36.052	23.674	34.109	2'10.730	196,0	10:01'35.642
6	37.045	36.257	23.606	34.029	2'10.937	197,1	10:03'46.579
7	37.147	36.634	23.788	33.768	2'11.337	203,8	10:05'57.916

07/04/2019 P = Pits In/Out - C = Lap Time Cancelled

These data/results cannot be reproduced, stored and/or transmitted in whole or in part by any manner of electronic, mechanical, photocopying, recording, broadcasting or otherwise now known or herein after developed without the previous express consent by the copyright owner, except for reproduction in daily press and regular printed publications on sale to the public within 60 days of the event related to those data/results and always provided that copyright symbol appears together as follows below.

© DORNA WSBK ORGANIZATION Srl 2019





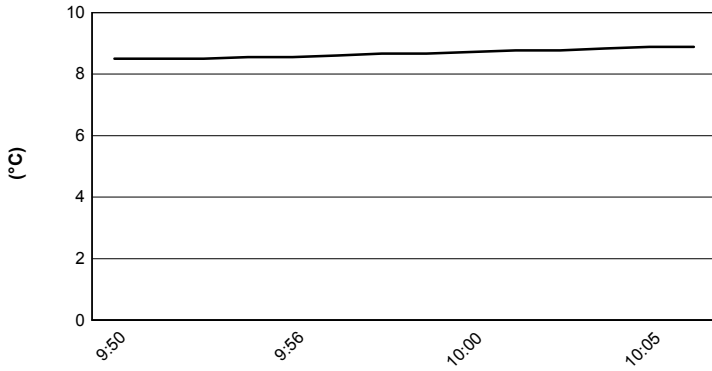
MotorLand Aragon 5.077 m

Motocard Aragon Round, 5-7 April 2019

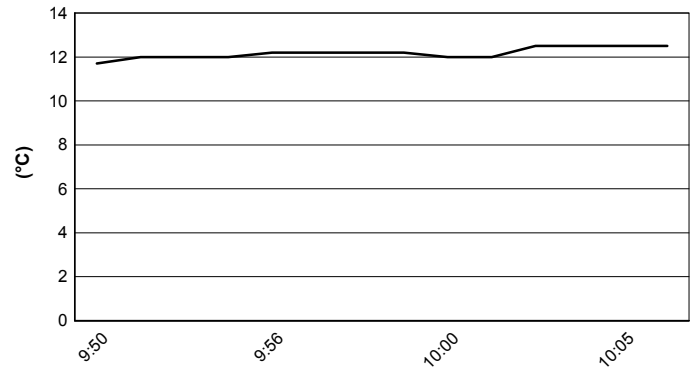
Weather Report Warm Up

Session started 09:50 - Session ended 10:07


Air Temperature



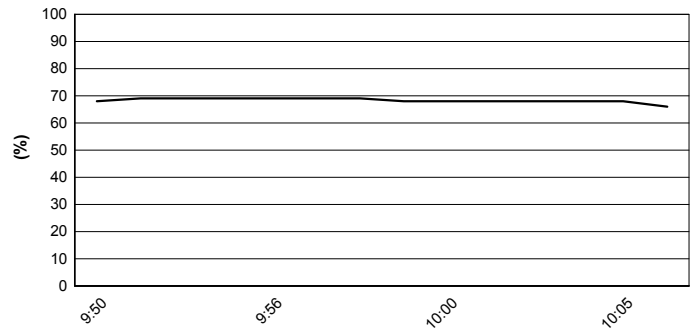
Track Temperature



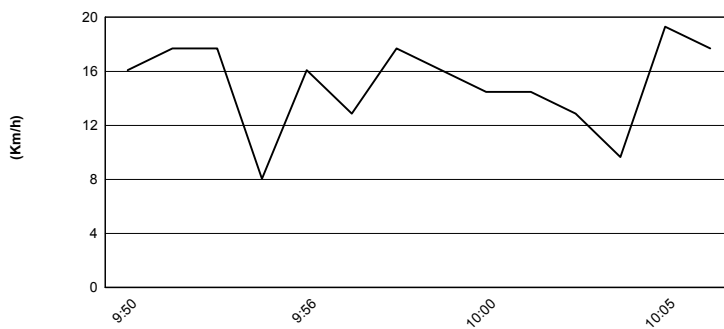
Air Pressure



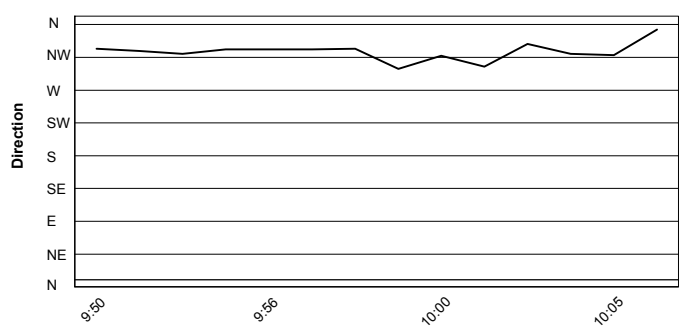
Humidity



Wind Speed



Wind Direction



07/04/2019

These data/results cannot be reproduced, stored and/or transmitted in whole or in part by any manner of electronic, mechanical, photocopying, recording, broadcasting or otherwise now known or herein after developed without the previous express consent by the copyright owner, except for reproduction in daily press and regular printed publications on sale to the public within 60 days of the event related to those data/results and always provided that copyright symbol appears together as follows below.

© DORNA WSBK ORGANIZATION Srl 2019



Official Fuel Supplier

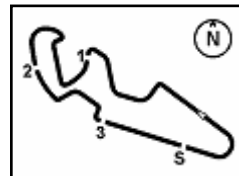


FICR PERUGIA TIMING

Official Tyre Supplier



Official Timekeeper



MotorLand Aragon 5.077 m

Motocard Aragon Round, 5-7 April 2019

Starting Grid Race

11 Laps x 5,077 km = 55,847 km

3	64 DE CANCELLIS H. Yamaha 2'07.532	2	55 HENDRA PRATAMA G Yamaha 2'06.958	1	18 GONZALEZ M. Kawasaki 2'06.938	1
6	5 ERILL G. Kawasaki 2'07.726	5	25 VERDOÏA A. Yamaha 2'07.690	4	16 LUNA BAYEN M. Kawasaki 2'07.655	2
9	41 JAHNIG J. KTM 2'08.076	8	72 STEEMAN V. KTM 2'07.922	7	3 PEDENEAU M. Yamaha 2'07.815	3
12	1 CARRASCO A. Kawasaki 2'08.223	11	97 KAPPLER M. KTM 2'08.148	10	99 GOMEZ F. Kawasaki 2'08.127	4
15	22 KALININ N. Kawasaki 2'08.425	14	95 DEROUE S. Kawasaki 2'08.251	13	28 BONOLI O. Yamaha 2'08.235	5
18	8 PEREZ M. Kawasaki 2'08.633	17	6 SCHOTMAN R. Kawasaki 2'08.590	16	14 DE LA VEGA E. Kawasaki 2'08.457	6
21	17 MEUFFELS K. KTM 2'08.702	20	36 NEILA B. Yamaha 2'08.661	19	27 ROVELLI F. Kawasaki 2'08.638	7
24	47 HERNANDEZ MOYANO Yamaha 2'08.826	23	42 GARCIA M. Kawasaki 2'08.822	22	20 LOUREIRO D. Kawasaki 2'08.717	8
27	11 ARDUINI K. Kawasaki 2'09.244	26	66 OTTEN D. Kawasaki 2'08.847	25	13 IOZZO D. Kawasaki 2'08.832	9
30	69 BUIS J. Kawasaki	29	15 BASTIANELLI M. Kawasaki 2'09.277	28	71 EDWARDS T. Kawasaki 2'09.250	10
33	54 SOFUOGLU B. Kawasaki	32	7 GOHARA KAWAKAMI Yamaha	31	65 FACCO J. Yamaha	11
36*	88 IERACI B. Kawasaki 2'08.076	35	78 FORAY J. Kawasaki	34	44 BRAMICH T. Kawasaki	12

N.88 (Ieraci B.) has been penalized to start from the last grid position according to Art. 1.21.2

07/04/2019 The Race Director

* = Penalized

These data/results cannot be reproduced, stored and/or transmitted in whole or in part by any manner of electronic, mechanical, photocopying, recording, broadcasting or otherwise now known or herein after developed without the previous express consent by the copyright owner, except for reproduction in daily press and regular printed publications on sale to the public within 60 days of the event related to those data/results and always provided that copyright symbol appears together as follows below.

© DORNA WSBK ORGANIZATION Srl 2019

