

## Acerbis Spanish Round, 7-9 June 2019 Chronological Analysis Race 1

Jerez 4.423 m

Start at 14:00'30.623

1 / 4

1° 19 A. BAUTISTA (1'39.305)						
Lap	Seg.1	Seg.2	Seg.3	Seg.4	Lap Time	Local Time
1		14.760	29.621	<b>30.342</b>	1'44.801	14:02'15.424
2	<b>24.665</b>	14.682	<b>29.558</b>	30.400	<b>1'39.305</b>	279,3 14:03'54.729
3	24.805	<b>14.636</b>	29.660	30.398	1'39.499	278,6 14:05'34.228
4	24.810	14.676	29.676	30.368	1'39.530	277,2 14:07'13.758
5	24.769	14.800	29.795	30.594	1'39.558	278,6 14:08'53.716
6	24.857	14.797	29.765	30.574	1'39.993	278,6 14:10'33.709
7	24.952	14.760	29.836	30.598	1'40.146	280,0 14:12'13.855
8	25.042	14.836	29.766	30.734	1'40.378	279,3 14:13'54.233
9	24.999	14.801	29.861	30.859	1'40.520	277,9 14:15'34.753
10	25.006	14.845	29.944	30.744	1'40.539	277,9 14:17'15.292
11	25.006	14.864	29.839	30.644	1'40.353	275,8 14:18'55.645
12	24.900	14.859	29.862	30.731	1'40.352	277,9 14:20'35.997
13	24.987	14.818	29.819	30.809	1'40.433	278,6 14:22'16.430
14	24.968	14.771	29.862	30.844	1'40.445	279,3 14:23'56.875
15	25.038	14.866	29.925	30.766	1'40.595	279,3 14:25'37.470
16	25.080	14.874	29.835	30.738	1'40.527	277,2 14:27'17.997
17	25.061	14.811	29.987	30.880	1'40.739	278,6 14:28'58.736
18	25.096	14.898	30.011	30.863	1'40.868	280,0 14:30'39.604
19	25.137	14.800	29.971	30.877	1'40.785	<b>280,7</b> 14:32'20.389
20	25.182	14.874	30.066	32.412	1'42.534	278,6 14:34'02.923
Race Time 33'32.300						

16	25.265	14.915	30.165	30.937	1'41.282	270,4 14:27'37.406
17	25.251	14.994	30.159	31.045	1'41.449	267,8 14:29'18.855
18	25.236	14.975	30.100	30.987	1'41.298	270,4 14:31'00.153
19	25.134	14.976	30.109	30.966	1'41.185	268,5 14:32'41.338
20	25.177	15.082	30.086	31.191	1'41.536	266,5 14:34'22.874
Race Time 33'52.251						

2° 60 M. VAN DER MARK (1'40.087)						
Lap	Seg.1	Seg.2	Seg.3	Seg.4	Lap Time	Local Time
1		14.770	30.035	<b>30.506</b>	1'46.040	275,8 14:02'16.663
2	25.142	<b>14.695</b>	<b>29.711</b>	30.539	<b>1'40.087</b>	272,4 14:03'56.750
3	<b>24.893</b>	14.777	29.957	30.561	1'40.188	273,1 14:05'36.938
4	25.146	14.798	30.001	30.618	1'40.563	274,5 14:07'17.501
5	24.970	14.836	29.843	30.648	1'40.297	271,1 14:08'57.798
6	24.954	14.821	29.835	30.744	1'40.354	270,4 14:10'38.152
7	25.163	14.947	29.836	30.612	1'40.558	269,1 14:12'18.710
8	25.023	14.825	29.932	30.656	1'40.436	272,4 14:13'59.146
9	25.047	14.881	29.956	30.642	1'40.526	269,8 14:15'39.672
10	25.076	14.925	29.944	30.726	1'40.671	267,2 14:17'20.343
11	25.019	14.928	29.991	30.718	1'40.656	267,2 14:19'00.999
12	24.935	14.897	29.875	30.768	1'40.475	267,8 14:20'41.474
13	25.320	14.858	30.013	30.842	1'41.033	269,1 14:22'22.507
14	25.098	14.884	29.974	30.784	1'40.740	268,5 14:24'03.247
15	25.217	14.861	30.024	30.841	1'40.943	269,1 14:25'44.190
16	25.270	14.920	30.059	30.825	1'41.074	267,8 14:27'25.264
17	25.122	14.969	30.013	30.862	1'40.966	267,2 14:29'06.230
18	25.264	14.939	30.021	30.944	1'41.168	267,2 14:30'47.398
19	25.155	14.954	30.108	30.947	1'41.164	268,5 14:32'28.562
20	25.266	14.979	30.171	31.064	1'41.480	266,5 14:34'10.042
Race Time 33'39.419						

4° 1 J. REA (1'39.569)						
Lap	Seg.1	Seg.2	Seg.3	Seg.4	Lap Time	Local Time
1			14.978	29.724	<b>30.452</b>	1'45.218 271,1 14:02'15.841
2	<b>24.743</b>	14.765	<b>29.563</b>	30.498	<b>1'39.569</b>	272,4 14:03'55.410
3	24.786	<b>14.735</b>	29.695	30.512	1'39.728	271,1 14:05'35.138
4	24.921	14.882	29.744	30.621	1'40.168	270,4 14:07'15.306
5	25.153	14.919	30.043	30.907	1'41.022	269,8 14:08'56.328
6	25.018	14.869	30.031	30.961	1'40.879	269,1 14:10'37.207
7	25.087	14.916	30.032	30.891	1'40.926	269,8 14:12'18.133
8	25.011	14.909	30.051	30.890	1'40.861	271,1 14:13'58.994
9	25.069	14.942	30.189	30.796	1'40.996	269,8 14:15'39.990
10	25.534	15.221	30.162	31.155	1'42.072	265,9 14:17'22.062
11	25.218	14.872	30.194	30.879	1'41.163	272,4 14:19'03.225
12	25.051	14.879	30.076	30.946	1'40.952	272,4 14:20'44.177
13	25.132	14.863	30.125	30.892	1'41.012	273,1 14:22'25.189
14	25.174	14.820	30.139	30.952	1'41.085	<b>277,2</b> 14:24'06.274
15	25.623	15.050	30.152	30.928	1'41.753	271,1 14:25'48.027
16	25.447	14.910	30.267	31.407	1'42.031	273,1 14:27'30.058
17	25.349	14.847	30.179	30.814	1'41.189	271,8 14:29'11.247
18	25.189	14.883	30.133	30.916	1'41.121	275,1 14:30'52.368
19	25.146	14.920	30.025	31.019	1'41.110	273,1 14:32'33.478
20	25.198	14.943	30.012	34.615	1'44.768	271,8 14:34'18.246
Race Time 33'47.623 + 4.700Pen						

3° 33 M. MELANDRI (1'40.377)						
Lap	Seg.1	Seg.2	Seg.3	Seg.4	Lap Time	Local Time
1		<b>14.715</b>	30.208	30.849	1'46.231	269,8 14:02'16.854
2	25.164	14.718	<b>29.787</b>	30.708	<b>1'40.377</b>	273,8 14:03'57.231
3	26.056	14.756	29.953	<b>30.660</b>	1'41.425	273,8 14:05'38.656
4	25.177	14.822	30.237	30.986	1'41.222	272,4 14:07'19.878
5	25.287	14.865	30.120	31.024	1'41.296	<b>275,1</b> 14:09'01.174
6	<b>25.070</b>	14.923	30.132	30.798	1'40.923	271,8 14:10'42.097
7	25.237	14.882	30.021	30.875	1'41.015	269,1 14:12'23.112
8	25.168	14.892	30.057	30.870	1'40.987	268,5 14:14'04.099
9	25.191	14.846	30.094	30.819	1'40.950	268,5 14:15'45.049
10	25.338	14.981	30.161	31.114	1'41.594	266,5 14:17'26.643
11	25.258	14.961	30.177	31.018	1'41.414	266,5 14:19'08.057
12	25.316	15.438	30.941	31.380	1'43.075	263,4 14:20'51.132
13	25.270	14.891	30.344	30.950	1'41.455	270,4 14:22'32.587
14	25.237	14.906	30.388	31.064	1'41.595	268,5 14:24'14.182
15	25.304	14.996	30.520	31.122	1'41.942	270,4 14:25'56.124

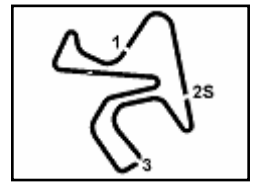
5° 54 T. RAZGATLIOGLU (1'40.400)						
Lap	Seg.1	Seg.2	Seg.3	Seg.4	Lap Time	Local Time
1			<b>14.827</b>	30.114	30.766	1'46.566 <b>277,2</b> 14:02'17.189
2	<b>25.059</b>	14.859	<b>29.841</b>	<b>30.641</b>	<b>1'40.400</b>	272,4 14:03'57.589
3	25.142	14.910	29.979	30.820	1'40.851	269,1 14:05'38.440
4	25.183	15.015	30.391	30.911	1'41.500	268,5 14:07'19.940
5	25.061	14.944	30.038	30.982	1'41.025	268,5 14:09'00.965
6	25.123	15.063	30.330	30.970	1'41.486	266,5 14:10'42.451
7	25.220	14.995	30.025	30.869	1'41.109	270,4 14:12'23.560
8	25.240	15.072	30.150	30.988	1'41.450	269,1 14:14'05.010
9	25.103	14.983	30.145	30.978	1'41.209	267,8 14:15'46.219
10	25.204	15.106	30.159	30.947	1'41.416	264,0 14:17'27.635
11	25.182	15.105	30.143	30.954	1'41.384	264,0 14:19'09.019
12	25.253	15.062	30.187	30.924	1'41.426	267,8 14:20'50.445
13	25.484	15.162	30.148	30.987	1'41.781	264,0 14:22'32.226
14	25.381	15.108	30.191	31.027	1'41.707	264,0 14:24'13.933
15	25.391	15.136	30.419	31.081	1'42.027	264,0 14:25'55.960
16	25.190	15.143	30.308	31.020	1'41.661	262,7 14:27'37.621
17	25.342	15.064	30.038	30.997	1'41.441	266,5 14:29'19.062
18	25.225	15.085	30.105	30.955	1'41.370	269,1 14:31'00.432
19	25.217	14.985	30.056	31.087	1'41.345	265,9 14:32'41.777
20	25.182	15.106	30.045	30.920	1'41.253	264,0 14:34'23.030
Race Time 33'52.407						

6° 66 T. SYKES (1'40.488)						
Lap	Seg.1	Seg.2	Seg.3	Seg.4	Lap Time	Local Time
1			14.792	30.742	30.897	1'47.089 273,1 14:02'17.712
2	<b>24.882</b>	<b>14.721</b>	<b>30.054</b>	<b>30.831</b>	<b>1'40.488</b>	272,4 14:03'58.200
3	25.203	14.838	30.180	30.947	1'41.168	<b>273,8</b> 14:05'39.368
4	25.118	14.818	30.411	31.012	1'41.359	269,1 14:07'20.727
5	25.047	14.847	30.134	31.052	1'41.080	271,1 14:09'01.807
6	25.043	14.814	30.179	31.028	1'41.064	269,8 14:10'42.871
7	25.294	14.878	30.184	30.963	1'41.319	270,4 14:12'24.190
8	25.159	14.901	30.117	31.033	1'41.210	271,8 14:14'05.400
9	25.143	14.903	30.165	31.072	1'41.283	269,8 14:15'46.683

08/06/2019 P = Pits In/Out - C = Lap Time Cancelled

These data/results cannot be reproduced, stored and/or transmitted in whole or in part by any manner of electronic, mechanical, photocopying, recording, broadcasting or otherwise now known or herein after developed without the previous express consent by the copyright owner, except for reproduction in daily press and regular printed publications on sale to the public within 60 days of the event related to those data/results and always provided that copyright symbol appears together as follows below.

© DORNA WSBK ORGANIZATION Srl 2019



## Acerbis Spanish Round, 7-9 June 2019 Chronological Analysis Race 1

Jerez 4.423 m

Start at 14:00'30.623

2 / 4

10	25.158	14.944	30.155	31.036	1'41.293	269,1	14:17'27.976	4	25.214	14.829	30.313	30.940	1'41.296	274,5	14:07'20.857
11	25.271	14.918	30.196	31.132	1'41.517	270,4	14:19'09.493	5	25.275	14.880	30.097	31.036	1'41.288	273,8	14:09'02.145
12	25.228	14.933	30.263	31.412	1'41.836	270,4	14:20'51.329	6	25.432	14.872	30.211	30.958	1'41.473	272,4	14:10'43.618
13	25.348	15.078	30.369	31.188	1'41.983	269,8	14:22'33.312	7	25.413	14.897	30.195	31.021	1'41.526		14:12'25.144
14	25.235	14.900	30.117	31.112	1'41.364	267,8	14:24'14.676	8	25.318	15.272	30.481	32.151	1'43.222		14:14'08.366
15	25.294	14.876	30.355	31.259	1'41.784	269,8	14:25'56.460	9	25.427	15.001	30.320	31.471	1'42.219		14:15'50.585
16	25.446	15.006	30.359	31.188	1'41.999	268,5	14:27'38.459	10	25.509	15.102	30.422	31.397	1'42.430	269,1	14:17'33.015
17	25.407	14.992	30.281	31.171	1'41.851	267,8	14:29'20.310	11	25.395	15.057	30.334	31.264	1'42.050	269,8	14:19'15.065
18	25.294	14.961	30.183	31.106	1'41.544	269,8	14:31'01.854	12	25.449	15.106	31.042	31.189	1'42.786	268,5	14:20'57.851
19	25.175	15.012	30.271	31.337	1'41.795	269,8	14:32'43.649	13	25.271	14.993	30.178	31.081	1'41.523		14:22'39.374
20	25.345	15.140	30.223	31.662	1'42.370	266,5	14:34'26.019	14	25.417	14.949	30.258	31.123	1'41.747	275,8	14:24'21.121

Race Time 33'55.396

7° 7 C. DAVIES (1'40.913)							
Lap	Seg.1	Seg.2	Seg.3	Seg.4	Lap Time	km/h	Local Time
1		<b>14.802</b>	30.655	30.919	1'48.096	<b>280,7</b>	14:02'18.719
2	25.307	14.838	<b>30.068</b>	<b>30.700</b>	<b>1'40.913</b>	278,6	14:03'59.632
3	25.308	14.886	30.074	30.964	1'41.232	275,8	14:05'40.864
4	25.334	14.953	30.191	30.941	1'41.419	275,1	14:07'22.283
5	<b>25.207</b>	14.979	30.128	30.957	1'41.271	274,5	14:09'03.554
6	25.240	14.901	30.192	30.913	1'41.246	275,1	14:10'44.800
7	25.426	14.901	30.147	30.884	1'41.358	275,1	14:12'26.158
8	25.356	14.961	30.185	31.015	1'41.517	277,9	14:14'07.675
9	25.305	14.943	30.256	31.014	1'41.518	275,1	14:15'49.193
10	25.282	14.915	30.278	31.015	1'41.490	275,8	14:17'30.683
11	25.309	14.939	30.345	30.898	1'41.491	277,2	14:19'12.174
12	25.367	14.961	30.212	30.815	1'41.355	278,6	14:20'53.529
13	25.518	14.993	30.200	31.202	1'41.913	275,1	14:22'35.442
14	25.490	14.911	30.344	30.954	1'41.699	273,8	14:24'17.141
15	25.604	14.970	30.312	30.969	1'41.855	274,5	14:25'58.996
16	25.445	15.089	30.213	31.106	1'41.853	273,1	14:27'40.849
17	25.320	15.106	30.329	31.070	1'41.825	274,5	14:29'22.674
18	25.379	15.019	30.304	31.082	1'41.784	275,8	14:31'04.458
19	25.625	14.987	30.484	31.295	1'42.391	275,8	14:32'46.849
20	25.684	15.110	30.565	31.549	1'42.908	273,8	14:34'29.757

Race Time 33'59.134

8° 11 S. CORTESE (1'40.975)							
Lap	Seg.1	Seg.2	Seg.3	Seg.4	Lap Time	km/h	Local Time
1		14.885	30.568	32.704	1'49.662	273,8	14:02'20.285
2	25.383	<b>14.597</b>	30.293	31.008	1'41.281	<b>277,2</b>	14:04'01.566
3	25.674	14.898	30.113	30.931	1'41.616	269,1	14:05'43.182
4	<b>25.078</b>	14.821	30.170	<b>30.906</b>	<b>1'40.975</b>	270,4	14:07'24.157
5	25.213	14.777	30.185	30.994	1'41.169	273,1	14:09'05.326
6	25.248	14.789	<b>30.094</b>	31.026	1'41.157	270,4	14:10'46.483
7	25.205	14.786	30.169	31.272	1'41.432	272,4	14:12'27.915
8	25.354	14.933	30.165	31.153	1'41.605	274,5	14:14'09.520
9	25.374	14.942	30.292	31.270	1'41.878	269,1	14:15'51.398
10	25.319	14.949	30.447	31.292	1'42.007	269,8	14:17'33.405
11	25.507	14.947	30.366	31.210	1'42.030	269,8	14:19'15.435
12	25.401	14.842	30.395	31.094	1'41.732	273,1	14:20'57.167
13	25.226	14.928	30.196	31.142	1'41.492	268,5	14:22'38.659
14	25.332	14.854	30.315	31.272	1'41.773	270,4	14:24'20.432
15	25.627	14.925	30.142	31.119	1'41.813	267,8	14:26'02.245
16	25.275	15.054	30.211	31.093	1'41.633	267,8	14:27'43.878
17	25.279	14.998	30.289	31.082	1'41.648	264,6	14:29'25.526
18	25.534	14.931	30.651	31.540	1'42.656	268,5	14:31'08.182
19	25.376	15.105	30.340	31.414	1'42.235	267,2	14:32'50.417
20	25.329	15.007	30.286	31.410	1'42.032	265,9	14:34'32.449

Race Time 34'01.826

9° 91 L. HASLAM (1'40.612)							
Lap	Seg.1	Seg.2	Seg.3	Seg.4	Lap Time	km/h	Local Time
1		14.772	30.545	30.907	1'47.241	<b>280,7</b>	14:02'17.864
2	25.227	<b>14.648</b>	<b>29.984</b>	<b>30.753</b>	<b>1'40.612</b>		14:03'58.476
3	<b>25.167</b>	14.769	30.225	30.924	1'41.085	277,9	14:05'39.561

10° 21 M. RINALDI (1'41.363)							
Lap	Seg.1	Seg.2	Seg.3	Seg.4	Lap Time	km/h	Local Time
1		14.811	30.694	30.901	1'47.733	<b>280,7</b>	14:02'18.356
2	25.209	<b>14.784</b>	30.323	31.088	1'41.404	279,3	14:03'59.760
3	25.398	14.809	30.278	<b>30.878</b>	<b>1'41.363</b>	278,6	14:05'41.123
4	25.315	14.826	30.379	30.992	1'41.512	277,2	14:07'22.635
5	<b>25.197</b>	15.007	<b>30.256</b>	31.036	1'41.496	276,5	14:09'04.131
6	25.236	14.819	30.476	31.178	1'41.709	278,6	14:10'45.840
7	25.328	14.879	30.369	31.117	1'41.693	276,5	14:12'27.533
8	25.616	14.933	30.724	31.322	1'42.595	276,5	14:14'10.128
9	25.307	14.944	30.505	31.206	1'41.962	277,2	14:15'52.090
10	25.371	14.996	30.436	31.149	1'41.952	275,1	14:17'34.042
11	25.203	14.842	30.416	31.023	1'41.484	277,9	14:19'15.526
12	25.426	14.969	30.487	30.953	1'41.835	277,2	14:20'57.361
13	25.292	14.885	30.415	30.975	1'41.567	275,8	14:22'38.928
14	25.463	14.788	30.446	31.111	1'41.808	277,2	14:24'20.736
15	25.553	14.839	30.394	30.946	1'41.732	276,5	14:26'02.468
16	25.332	14.929	30.416	31.288	1'41.965	275,8	14:27'44.433
17	25.497	14.933	30.502	31.159	1'42.091	276,5	14:29'26.524
18	25.511	14.936	30.588	31.253	1'42.288	277,2	14:31'08.812
19	25.384	14.881	30.801	31.443	1'42.509	276,5	14:32'51.321
20	25.660	14.968	30.709	31.483	1'42.820	275,8	14:34'34.141

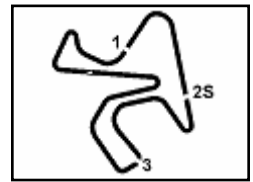
Race Time 34'03.518

11° 28 M. REITERBERGER (1'41.343)							
Lap	Seg.1	Seg.2	Seg.3	Seg.4	Lap Time	km/h	Local Time
1		14.943	30.743	31.110	1'48.626	269,1	14:02'19.249
2	25.298	15.060	30.242	<b>30.813</b>	1'41.413	268,5	14:04'00.662
3	25.294	<b>14.851</b>	30.264	30.934	<b>1'41.343</b>	269,8	14:05'42.005
4	25.532	15.163	30.286	30.940	1'41.921	266,5	14:07'23.926
5	25.240	14.965	30.383	31.126	1'41.714	268,5	14:09'05.640
6	25.266	14.886	30.347	30.991	1'41.490	269,8	14:10'47.130
7	25.474	15.041	<b>30.157</b>	31.113	1'41.785	268,5	14:12'28.915
8	<b>25.231</b>	14.967	30.207	31.124	1'41.529	269,8	14:14'10.444
9	25.297	14.996	30.518	31.223	1'42.034	267,2	14:15'52.478
10	25.283	15.197	30.309	31.095	1'41.884	267,2	14:17'34.362
11	25.489	15.154	30.262	31.047	1'41.952	265,3	14:19'16.314
12	25.363	15.029	30.376	31.025	1'41.793	268,5	14:20'58.107
13	25.399	15.019	30.277	31.061	1'41.756	<b>270,4</b>	14:22'39.863
14	25.487	14.945	30.270	31.068	1'41.770	269,8	14:24'21.633
15	25.650	15.356	30.456	31.039	1'42.501	263,4	14:26'04.134
16	25.356	15.214	30.305	31.106	1'41.981	265,9	14:27'46.115
17	25.450	15.050	30.185	31.058	1'41.743	265,3	14:29'27.858
18	25.325	15.062	30.519	31.136	1'42.042	266,5	14:31'09.900
19	25.408	15.164	30.367	31.349	1'42.288	264,0	14:32'52.188
20	25.410	15.107	30.386	31.831	1'42.734	266,5	14:34'34.922

08/06/2019 P = Pits In/Out - C = Lap Time Cancelled

These data/results cannot be reproduced, stored and/or transmitted in whole or in part by any manner of electronic, mechanical, photocopying, recording, broadcasting or otherwise now known or herein after developed without the previous express consent by the copyright owner, except for reproduction in daily press and regular printed publications on sale to the public within 60 days of the event related to those data/results and always provided that copyright symbol appears together as follows below.

© DORNA WSBK ORGANIZATION Srl 2019



Jerez 4.423 m

## Acerbis Spanish Round, 7-9 June 2019 Chronological Analysis Race 1

Start at 14:00'30.623

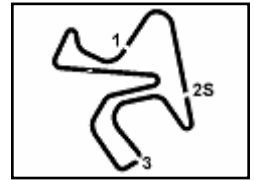
3 / 4

76 L. BAZ (1'41.350)								52 A. DELBIANCO (1'41.965)							
Lap	Seg.1	Seg.2	Seg.3	Seg.4	Lap Time	km/h	Local Time	Lap	Seg.1	Seg.2	Seg.3	Seg.4	Lap Time	km/h	Local Time
1		15.159	30.658	31.330	1'49.229	267,8	14:02'19.852	1		14.972	31.026	31.364	1'50.101	272,4	14:02'20.724
2	25.374	14.974	30.525	31.148	1'42.021	<b>269,1</b>	14:04'01.873	2	25.656	<b>14.930</b>	30.568	31.411	1'42.565	<b>273,8</b>	14:04'03.289
3	25.543	14.997	30.175	<b>30.972</b>	1'41.687	267,8	14:05'43.560	3	25.731	15.090	<b>30.317</b>	<b>31.091</b>	1'42.229	269,1	14:05'45.518
4	<b>25.130</b>	<b>14.926</b>	30.275	31.019	<b>1'41.350</b>	265,9	14:07'24.910	4	<b>25.322</b>	14.939	30.485	31.219	<b>1'41.965</b>	267,2	14:07'27.483
5	25.184	14.936	<b>30.169</b>	31.278	1'41.567	265,3	14:09'06.477	5	25.549	15.394	30.601	31.495	1'43.039	267,8	14:09'10.522
6	25.402	15.133	30.352	31.076	1'41.963	265,3	14:10'48.440	6	25.534	15.063	30.421	31.425	1'42.443	266,5	14:10'52.965
7	25.233	15.074	30.320	31.309	1'41.936	265,3	14:12'30.376	7	25.559	15.076	30.452	31.301	1'42.388	268,5	14:12'35.353
8	25.272	15.147	30.292	31.246	1'41.957	264,0	14:14'12.333	8	25.511	14.972	30.483	31.329	1'42.295	268,5	14:14'17.648
9	25.347	15.116	30.363	31.150	1'41.976	262,1	14:15'54.309	9	25.501	15.089	30.723	31.407	1'42.720	265,9	14:16'00.368
10	25.244	15.271	30.347	31.238	1'42.100	263,4	14:17'36.409	10	25.549	15.114	30.498	31.542	1'42.703	263,4	14:17'43.071
11	25.334	15.156	30.339	31.246	1'42.075	262,7	14:19'18.484	11	25.623	15.155	30.607	31.405	1'42.790	266,5	14:19'25.861
12	25.185	15.235	30.380	31.209	1'42.009	263,4	14:21'00.493	12	25.566	15.178	30.514	31.459	1'42.717	265,9	14:21'08.578
13	25.305	15.138	30.508	31.371	1'42.322	265,3	14:22'42.815	13	25.509	15.092	30.530	31.408	1'42.539	267,2	14:22'51.117
14	25.326	15.097	30.428	31.396	1'42.247	264,0	14:24'25.062	14	25.623	15.063	30.591	31.395	1'42.672	266,5	14:24'33.789
15	25.411	15.140	30.332	31.293	1'42.176	263,4	14:26'07.238	15	25.640	15.085	30.628	31.496	1'42.849	265,9	14:26'16.638
16	25.395	15.239	30.526	31.304	1'42.464	261,5	14:27'49.702	16	25.612	15.186	30.782	31.866	1'43.446	264,0	14:28'00.084
17	25.306	15.237	30.297	31.290	1'42.130	261,5	14:29'31.832	17	25.737	15.227	30.868	31.666	1'43.498	260,9	14:29'43.582
18	25.472	15.170	30.377	31.276	1'42.295	264,0	14:31'14.127	18	25.948	15.222	30.876	31.782	1'43.828	264,6	14:31'27.410
19	25.359	15.219	30.504	31.470	1'42.552	262,1	14:32'56.679	19	25.728	15.275	30.980	31.777	1'43.760	262,1	14:33'11.170
20	25.468	15.291	30.720	31.589	1'43.068	261,5	14:34'39.747	20	25.873	15.290	30.841	31.854	1'43.858	263,4	14:34'55.028
Race Time 34'04.299								Race Time 34'20.104							
36 L. MERCADO (1'41.874)								22 A. LOWES (1'39.821)							
Lap	Seg.1	Seg.2	Seg.3	Seg.4	Lap Time	km/h	Local Time	Lap	Seg.1	Seg.2	Seg.3	Seg.4	Lap Time	km/h	Local Time
1		<b>14.954</b>	30.688	31.384	1'49.059	<b>271,1</b>	14:02'19.682	1		14.927	30.029	<b>30.425</b>	1'45.562	<b>273,8</b>	14:02'16.185
2	<b>25.332</b>	15.015	<b>30.397</b>	31.130	<b>1'41.874</b>	270,4	14:04'01.556	2	<b>24.881</b>	<b>14.675</b>	<b>29.670</b>	30.595	<b>1'39.821</b>	<b>273,8</b>	14:03'56.006
3	25.610	15.181	30.728	<b>31.095</b>	1'42.614	269,1	14:05'44.170	3	24.956	14.807	30.175	30.805	1'40.743	271,8	14:05'36.749
4	25.523	14.998	30.412	31.352	1'42.285	268,5	14:07'26.455	4	25.210	14.782	30.301	30.724	1'41.017	269,8	14:07'17.766
5	25.379	15.112	30.523	31.410	1'42.424	267,2	14:09'08.879	5	24.960	14.805	29.876	30.657	1'40.298	272,4	14:08'58.064
6	25.509	15.160	30.463	31.332	1'42.464	266,5	14:10'51.343	6	25.083	14.723	29.891	30.606	1'40.303	<b>273,8</b>	14:10'38.367
7	25.693	15.080	30.515	31.301	1'42.589	267,2	14:12'33.932	7	25.258	14.888	29.943	30.713	1'40.802	271,1	14:12'19.169
8	25.451	15.106	30.497	31.266	1'42.320	265,9	14:14'16.252	8	25.029	14.888	29.972	30.598	1'40.487	271,8	14:13'59.656
9	25.492	15.124	30.576	31.406	1'42.598	264,6	14:15'58.850	9	24.982	14.812	30.076	30.613	1'40.483	270,4	14:15'40.139
10	25.457	15.179	30.617	31.312	1'42.565	261,5	14:17'41.415	10	25.211	15.301	30.446	30.890	1'41.848	267,8	14:17'21.987
11	25.524	15.141	30.550	31.430	1'42.645	263,4	14:19'24.060	11	25.094	14.912	30.027	30.878	1'40.911	268,5	14:19'02.898
12	25.714	15.282	30.637	31.343	1'42.976	261,5	14:21'07.036	12	25.100	14.895	30.156	30.855	1'41.006	270,4	14:20'43.904
13	25.502	15.128	30.631	31.219	1'42.480	267,2	14:22'49.516	13	25.190	14.903	30.086	30.930	1'41.109	269,8	14:22'25.013
14	25.446	15.156	30.521	31.395	1'42.518	264,6	14:24'32.034	14	25.150	14.931	30.335	31.308	1'41.724	271,1	14:24'06.737
15	25.755	15.156	30.553	31.322	1'42.786	265,9	14:26'14.820	15	25.295	14.995	30.252	30.795	1'41.337	270,4	14:25'48.074
16	25.409	15.210	30.622	31.484	1'42.725	264,6	14:27'57.545	16	25.297	15.008	30.393	31.215	1'41.913	265,9	14:27'29.987
17	25.454	15.238	30.592	31.462	1'42.746	260,9	14:29'40.291	17	25.089	14.943	30.049	30.976	1'41.057	267,2	14:29'11.044
18	25.510	15.174	30.515	31.443	1'42.642	266,5	14:31'22.933	18	25.074	14.973	30.162	30.923	1'41.132	270,4	14:30'52.176
19	25.516	15.271	30.646	31.495	1'42.928	260,9	14:33'05.861	19	25.072	14.931	30.060	31.115	1'41.178	269,8	14:32'33.354
20	25.609	15.270	30.639	31.589	1'43.107	265,3	14:34'48.968	20	25.059	15.027	29.977	1'14.552	2'24.615	268,5	14:34'57.969
Race Time 34'18.345								Race Time 34'27.346							
46 T. BRIDEWELL (1'41.990)								23 R. KIYONARI (1'42.247)							
Lap	Seg.1	Seg.2	Seg.3	Seg.4	Lap Time	km/h	Local Time	Lap	Seg.1	Seg.2	Seg.3	Seg.4	Lap Time	km/h	Local Time
1		14.982	31.185	31.357	1'49.925	<b>275,8</b>	14:02'20.548	1		15.134	31.170	31.588	1'50.553	264,0	14:02'21.176
2	25.503	<b>14.911</b>	30.589	31.491	1'42.494	271,8	14:04'03.042	2	25.413	14.918	30.700	31.486	1'42.517	271,1	14:04'03.693
3	<b>25.264</b>	15.023	30.480	<b>31.223</b>	<b>1'41.990</b>	267,8	14:05'45.032	3	25.506	15.052	30.629	31.499	1'42.686	268,5	14:05'46.379
4	25.338	14.920	30.448	31.413	1'42.119	270,4	14:07'27.151	4	<b>25.279</b>	<b>14.870</b>	30.741	31.434	1'42.324	269,1	14:07'28.703
5	25.490	15.083	<b>30.440</b>	31.328	1'42.341	270,4	14:09'09.492	5	25.652	14.989	30.673	31.452	1'42.766	269,1	14:09'11.469
6	25.308	14.937	30.624	31.331	1'42.200	270,4	14:10'51.692	6	25.468	14.962	30.612	31.428	1'42.470	271,1	14:10'53.939
7	25.660	14.951	30.668	31.298	1'42.577	272,4	14:12'34.269	7	26.267	15.028	30.532	31.446	1'43.273	270,4	14:12'37.212
8	25.425	14.938	30.677	31.333	1'42.373	271,8	14:14'16.642	8	25.399	15.091	30.476	31.430	1'42.396	269,1	14:14'19.608
9	25.488	15.001	30.821	31.522	1'42.832	270,4	14:15'59.474								
10	25.434	14.987	30.586	31.444	1'42.451	271,1	14:17'41.925								
11	25.579	14.970	30.734	31.443	1'42.726	269,1	14:19'24.651								
12	25.486	15.022	30.880	31.348	1'42.736	271,8	14:21'07.387								
13	25.613	15.034	30.761	31.446	1'42.854	271,1	14:22'50.241								
14	25.518	15.012	30.628	31.392	1'42.550	271,1	14:24'32.791								

08/06/2019 P = Pits In/Out - C = Lap Time Cancelled

These data/results cannot be reproduced, stored and/or transmitted in whole or in part by any manner of electronic, mechanical, photocopying, recording, broadcasting or otherwise now known or herein after developed without the previous express consent by the copyright owner, except for reproduction in daily press and regular printed publications on sale to the public within 60 days of the event related to those data/results and always provided that copyright symbol appears together as follows below.

© DORNA WSBK ORGANIZATION Srl 2019



Jerez 4.423 m

4 / 4

## Acerbis Spanish Round, 7-9 June 2019 Chronological Analysis Race 1

Start at 14:00'30.623

9	25.453	14.961	<b>30.419</b>	<b>31.414</b>	<b>1'42.247</b>	270,4	14:16'01.855
10	25.399	15.052	30.545	31.437	1'42.433	<b>271,8</b>	14:17'44.288
11	25.460	15.088	30.446	31.676	1'42.670	268,5	14:19'26.958
12	25.326	15.033	30.532	31.686	1'42.577	271,1	14:21'09.535
13	25.527	15.052	30.529	31.727	1'42.835	268,5	14:22'52.370
14	25.784	15.151	30.613	31.856	1'43.404	268,5	14:24'35.774
15	25.991	15.167	30.670	31.708	1'43.536	269,8	14:26'19.310
16	25.675	15.259	30.741	31.860	1'43.535	265,3	14:28'02.845
17	25.706	15.284	30.695	32.113	1'43.798	264,6	14:29'46.643
18	26.293	15.298	30.815	31.772	1'44.178	266,5	14:31'30.821
19	25.646	15.199	30.931	31.866	1'43.642	265,9	14:33'14.463
20	25.876	15.269	30.874	32.236	1'44.255	266,5	14:34'58.718

Race Time 34'28.095

RET 81 J. TORRES (1'40.773)							
Lap	Seg.1	Seg.2	Seg.3	Seg.4	Lap Time	km/h	Local Time
1		<b>14.826</b>	30.540	30.954	1'47.504	<b>273,1</b>	14:02'18.127
2	25.165	14.849	<b>29.943</b>	30.816	<b>1'40.773</b>	269,8	14:03'58.900
3	<b>25.054</b>	14.903	30.141	<b>30.812</b>	1'40.910	269,8	14:05'39.810
4	25.177	14.997	30.162	31.055	1'41.391	269,8	14:07'21.201
5	25.143	14.960	30.221	30.990	1'41.314	269,1	14:09'02.515
6	25.353	15.037	30.117	30.870	1'41.377	268,5	14:10'43.892
7	25.330	14.902	30.242	31.039	1'41.513	271,1	14:12'25.405
8	25.228	14.981	30.065	31.145	1'41.419	266,5	14:14'06.824
9	25.282	14.979	30.270	31.106	1'41.637	264,6	14:15'48.461
10	25.195	15.052	30.325	31.249	1'41.821	263,4	14:17'30.282
11	25.318	15.089	30.255	31.011	1'41.673	265,3	14:19'11.955
12	25.234	15.188	30.457	31.063	1'41.942	265,3	14:20'53.897
13	25.359	15.171	30.348	31.985	1'42.863	266,5	14:22'36.760
14	26.235	15.173	30.688	31.464	1'43.560	265,3	14:24'20.320

Race Time 23'49.697

RET 72 Y. TAKAHASHI (1'42.373)							
Lap	Seg.1	Seg.2	Seg.3	Seg.4	Lap Time	km/h	Local Time
1		15.089	30.964	31.425	1'49.704	<b>271,8</b>	14:02'20.327
2	25.922	<b>14.949</b>	30.541	31.453	1'42.865	271,1	14:04'03.192
3	25.701	15.195	30.609	<b>31.345</b>	1'42.850	267,8	14:05'46.042
4	25.415	15.028	30.474	31.456	<b>1'42.373</b>	269,1	14:07'28.415
5	25.395	15.111	30.430	31.603	1'42.539	269,8	14:09'10.954
6	<b>25.384</b>	15.126	30.521	31.409	1'42.440	267,8	14:10'53.394
7	25.558	15.087	30.461	31.461	1'42.567	269,8	14:12'35.961
8	25.450	15.093	30.574	31.362	1'42.479	271,1	14:14'18.440
9	25.421	15.121	30.670	31.483	1'42.695	266,5	14:16'01.135
10	25.432	15.099	<b>30.428</b>	31.465	1'42.424	268,5	14:17'43.559
11	25.421	15.269	30.518	31.456	1'42.664	267,8	14:19'26.223
12	25.485	15.114	30.653	31.472	1'42.724	267,8	14:21'08.947

Race Time 20'38.324

08/06/2019 P = Pits In/Out - C = Lap Time Cancelled

These data/results cannot be reproduced, stored and/or transmitted in whole or in part by any manner of electronic, mechanical, photocopying, recording, broadcasting or otherwise now known or herein after developed without the previous express consent by the copyright owner, except for reproduction in daily press and regular printed publications on sale to the public within 60 days of the event related to those data/results and always provided that copyright symbol appears together as follows below.

© DORNA WSBK ORGANIZATION Srl 2019

