

## Acerbis Spanish Round, 7-9 June 2019

### Free Practices Combined Results after FP2

Jerez 4.423 m

No.	Rider	Nat	Team	Bike	Class	FP1	FP2	FP3	Time	Gap	Rel.	Avg	LL
1	<b>19 A. BAUTISTA</b>	ESP	ARUBA.IT Racing - Ducati	Ducati Panigale V4 R		1'39.875	<b>1'39.428</b>		<b>1'39.428</b>			160,144	45
2	<b>60 M. VAN DER MARK</b>	NED	Pata Yamaha WorldSBK Team	Yamaha YZF R1		<b>1'39.654</b>	1'39.695		<b>1'39.654</b>	0.226	0.226	159,781	43
3	<b>1 J. REA</b>	GBR	Kawasaki Racing Team WorldSBK	Kawasaki ZX-10RR		1'40.290	<b>1'39.732</b>		<b>1'39.732</b>	0.304	0.078	159,656	42
4	<b>22 A. LOWES</b>	GBR	Pata Yamaha WorldSBK Team	Yamaha YZF R1		<b>1'39.839</b>	1'40.192		<b>1'39.839</b>	0.411	0.107	159,485	41
5	<b>66 T. SYKES</b>	GBR	BMW Motorrad WorldSBK Team	BMW S1000 RR		1'40.438	<b>1'39.934</b>		<b>1'39.934</b>	0.506	0.095	159,333	38
6	<b>33 M. MELANDRI</b>	ITA	GRT Yamaha WorldSBK	Yamaha YZF R1	IND	<b>1'40.030</b>	1'40.365		<b>1'40.030</b>	0.602	0.096	159,180	30
7	<b>11 S. CORTESE</b>	GER	GRT Yamaha WorldSBK	Yamaha YZF R1	IND	1'40.684	<b>1'40.057</b>		<b>1'40.057</b>	0.629	0.027	159,137	33
8	<b>21 M. RINALDI</b>	ITA	BARNI Racing Team	Ducati Panigale V4 R	IND	<b>1'40.290</b>	1'40.419		<b>1'40.290</b>	0.862	0.233	158,768	36
9	<b>91 L. HASLAM</b>	GBR	Kawasaki Racing Team WorldSBK	Kawasaki ZX-10RR		<b>1'40.339</b>	1'40.562		<b>1'40.339</b>	0.911	0.049	158,690	39
10	<b>54 T. RAZGATLIOGLU</b>	TUR	Turkish Puccetti Racing	Kawasaki ZX-10RR	IND	<b>1'40.404</b>	1'40.616		<b>1'40.404</b>	0.976	0.065	158,587	37
11	<b>7 C. DAVIES</b>	GBR	ARUBA.IT Racing - Ducati	Ducati Panigale V4 R		1'40.925	<b>1'40.637</b>		<b>1'40.637</b>	1.209	0.233	158,220	39
12	<b>81 J. TORRES</b>	ESP	Team Pedercini Racing	Kawasaki ZX-10RR	IND	1'41.266	<b>1'40.742</b>		<b>1'40.742</b>	1.314	0.105	158,055	29
13	<b>76 L. BAZ</b>	FRA	Ten Kate Racing - Yamaha	Yamaha YZF R1	IND	1'40.957	<b>1'40.855</b>		<b>1'40.855</b>	1.427	0.113	157,878	31
14	<b>36 L. MERCADO</b>	ARG	Orelac Racing VerdNatura	Kawasaki ZX-10RR	IND	1'42.341	<b>1'40.918</b>		<b>1'40.918</b>	1.490	0.063	157,780	25
15	<b>28 M. REITERBERGER</b>	GER	BMW Motorrad WorldSBK Team	BMW S1000 RR			<b>1'41.042</b>		<b>1'41.042</b>	1.614	0.124	157,586	23
16	<b>52 A. DELBIANCO</b>	ITA	Althea Mie Racing Team	Honda CBR1000RR	IND	1'44.062	<b>1'41.728</b>		<b>1'41.728</b>	2.300	0.686	156,523	33
17	<b>72 Y. TAKAHASHI</b>	JPN	Moriwaki Althea Honda Team	Honda CBR1000RR		1'42.666	<b>1'41.925</b>		<b>1'41.925</b>	2.497	0.197	156,221	42
18	<b>46 T. BRIDEWELL</b>	GBR	Team Goeleven	Ducati Panigale V4 R	IND	1'43.048	<b>1'42.016</b>		<b>1'42.016</b>	2.588	0.091	156,081	24
19	<b>23 R. KIYONARI</b>	JPN	Moriwaki Althea Honda Team	Honda CBR1000RR		1'42.718	<b>1'42.172</b>		<b>1'42.172</b>	2.744	0.156	155,843	35

07/06/2019

These data/results cannot be reproduced, stored and/or transmitted in whole or in part by any manner of electronic, mechanical, photocopying, recording, broadcasting or otherwise now known or herein after developed without the previous express consent by the copyright owner, except for reproduction in daily press and regular printed publications on sale to the public within 60 days of the event related to those data/results and always provided that copyright symbol appears together as follows below.

© DORNA WSBK ORGANIZATION Srl 2019

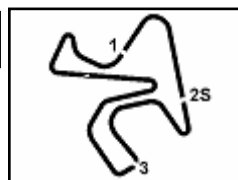
FIKZ PERUGIA TIMING



Official Tyre Supplier



Official Timekeeper



## Acerbis Spanish Round, 7-9 June 2019

### Results Free Practice 2nd Session

Jerez 4.423 m

1 / 2

No.	Rider	Nat	Team	Bike	Class	Time	Gap	Rel.	Laps	Speed	
										Avg	Max
1	19 A. BAUTISTA	ESP	ARUBA.IT Racing - Ducati	Ducati Panigale V4 R		<b>1'39.428</b>			25	160,144	<b>283,6</b>
2	60 M. VAN DER MARK	NED	Pata Yamaha WorldSBK Team	Yamaha YZF R1		<b>1'39.695</b>	0.267	0.267	23	159,715	<b>277,2</b>
3	1 J. REA	GBR	Kawasaki Racing Team WorldSBK	Kawasaki ZX-10RR		<b>1'39.732</b>	0.304	0.037	24	159,656	<b>276,5</b>
4	66 T. SYKES	GBR	BMW Motorrad WorldSBK Team	BMW S1000 RR		<b>1'39.934</b>	0.506	0.202	21	159,333	<b>273,1</b>
5	11 S. CORTESE	GER	GRT Yamaha WorldSBK	Yamaha YZF R1	IND	<b>1'40.057</b>	0.629	0.123	16	159,137	<b>272,4</b>
6	22 A. LOWES	GBR	Pata Yamaha WorldSBK Team	Yamaha YZF R1		<b>1'40.192</b>	0.764	0.135	24	158,923	<b>275,1</b>
7	33 M. MELANDRI	ITA	GRT Yamaha WorldSBK	Yamaha YZF R1	IND	<b>1'40.365</b>	0.937	0.173	11	158,649	<b>274,5</b>
8	21 M. RINALDI	ITA	BARNI Racing Team	Ducati Panigale V4 R	IND	<b>1'40.419</b>	0.991	0.054	21	158,564	<b>278,6</b>
9	91 L. HASLAM	GBR	Kawasaki Racing Team WorldSBK	Kawasaki ZX-10RR		<b>1'40.562</b>	1.134	0.143	20	158,338	<b>279,3</b>
10	54 T. RAZGATLIOGLU	TUR	Turkish Puccetti Racing	Kawasaki ZX-10RR	IND	<b>1'40.616</b>	1.188	0.054	20	158,253	<b>276,5</b>
11	7 C. DAVIES	GBR	ARUBA.IT Racing - Ducati	Ducati Panigale V4 R		<b>1'40.637</b>	1.209	0.021	22	158,220	<b>278,6</b>
12	81 J. TORRES	ESP	Team Pedercini Racing	Kawasaki ZX-10RR	IND	<b>1'40.742</b>	1.314	0.105	16	158,055	<b>267,8</b>
13	76 L. BAZ	FRA	Ten Kate Racing - Yamaha	Yamaha YZF R1	IND	<b>1'40.855</b>	1.427	0.113	12	157,878	<b>273,8</b>
14	36 L. MERCADO	ARG	Orelac Racing VerdNatura	Kawasaki ZX-10RR	IND	<b>1'40.918</b>	1.490	0.063	19	157,780	<b>271,1</b>
15	28 M. REITERBERGER	GER	BMW Motorrad WorldSBK Team	BMW S1000 RR		<b>1'41.042</b>	1.614	0.124	20	157,586	<b>273,1</b>
16	52 A. DELBIANCO	ITA	Althea Mie Racing Team	Honda CBR1000RR	IND	<b>1'41.728</b>	2.300	0.686	19	156,523	<b>276,5</b>
17	72 Y. TAKAHASHI	JPN	Moriwaki Althea Honda Team	Honda CBR1000RR		<b>1'41.925</b>	2.497	0.197	23	156,221	<b>271,8</b>
18	46 T. BRIDEWELL	GBR	Team GoEleven	Ducati Panigale V4 R	IND	<b>1'42.016</b>	2.588	0.091	15	156,081	<b>275,8</b>
19	23 R. KIYONARI	JPN	Moriwaki Althea Honda Team	Honda CBR1000RR		<b>1'42.172</b>	2.744	0.156	17	155,843	<b>272,4</b>

Qualifying Lap Time (107% of 1'39.428): 1'46.389

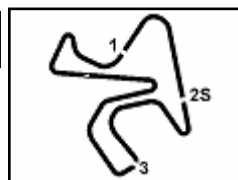
AIR	Humidity:	28%	Temp:	24°C
TRACK	Condition:	Dry	Temp:	49°C

Records	Pole	(SP2)	2017 M.Melandri	1'38.960	160,900	Km/h
	Race	(RC2)	2017 J.Rea	1'40.640	158,220	Km/h
	All Times	(SP2)	2017 M.Melandri	1'38.960	160,900	Km/h

Start 07/06/2019 15:00 End 16:10 The results are provisional until the end of the time limit for protests and appeals and the completion of the technical checks.

These data/results cannot be reproduced, stored and/or transmitted in whole or in part by any manner of electronic, mechanical, photocopying, recording, broadcasting or otherwise now known or herein after developed without the previous express consent by the copyright owner, except for reproduction in daily press and regular printed publications on sale to the public within 60 days of the event related to those data/results and always provided that copyright symbol appears together as follows below.

© DORNA WSBK ORGANIZATION Srl 2019



## Acerbis Spanish Round, 7-9 June 2019

### Results Free Practice 2nd Session

#### Session Highlights

Local Time	No. Rider	Description
15.00.00		Start
15.00.04		WorldSBK Pit Intervention Time: 56secs
15.02.34	<b>28 M. REITERBERGER</b>	On the Gravel - Re-Joined - Turn 1
15.08.42	<b>33 M. MELANDRI</b>	Crashed - Turn 10
15.09.10	<b>33 M. MELANDRI</b>	Re-joined
15.38.12	<b>76 L. BAZ</b>	Crashed - Turn 4
15.41.59		RED FLAG
16.00.00		Session Restart
16.03.11		WorldSSP FP2 Pit Lane Will Open at 16.15
16.10.08		End Of Session

#### Fastest Laps Sequence

No.	Rider	Nat	Team	Bike	Local Time	Time	Gap	Avg
<b>22</b>	<b>A. LOWES</b>	GBR	Pata Yamaha WorldSBK Team	Yamaha YZF R1	15:03'40.813	<b>1'41.039</b>		157,591
<b>19</b>	<b>A. BAUTISTA</b>	ESP	ARUBA.IT Racing - Ducati	Ducati Panigale V4 R	15:03'41.642	<b>1'40.407</b>	-0.632	158,583
<b>22</b>	<b>A. LOWES</b>	GBR	Pata Yamaha WorldSBK Team	Yamaha YZF R1	15:05'21.005	<b>1'40.192</b>	-0.215	158,923
<b>19</b>	<b>A. BAUTISTA</b>	ESP	ARUBA.IT Racing - Ducati	Ducati Panigale V4 R	15:12'04.371	<b>1'40.042</b>	-0.150	159,161
<b>60</b>	<b>M. VAN DER MARK</b>	NED	Pata Yamaha WorldSBK Team	Yamaha YZF R1	15:34'23.466	<b>1'39.794</b>	-0.248	159,557
<b>19</b>	<b>A. BAUTISTA</b>	ESP	ARUBA.IT Racing - Ducati	Ducati Panigale V4 R	16:03'27.086	<b>1'39.428</b>	-0.366	160,144

07/06/2019      Start      End      The results are provisional until the end of the time limit for protests and appeals and the completion of the technical checks.  
15:00      16:10

These data/results cannot be reproduced, stored and/or transmitted in whole or in part by any manner of electronic, mechanical, photocopying, recording, broadcasting or otherwise now known or herein after developed without the previous express consent by the copyright owner, except for reproduction in daily press and regular printed publications on sale to the public within 60 days of the event related to those data/results and always provided that copyright symbol appears together as follows below.

© DORNA WSBK ORGANIZATION Srl 2019



Jerez 4.423 m

## Acerbis Spanish Round, 7-9 June 2019 Best Sectors & Speed Free Practice 2nd Session

BEST LAP		
1	19 A. BAUTISTA	Ducati Panigale V4 R 1'39.428
2	60 M. VAN DER MARK	Yamaha YZF R1 1'39.695
3	1 J. REA	Kawasaki ZX-10RR 1'39.732
4	66 T. SYKES	BMW S1000 RR 1'39.934
5	11 S. CORTESE	Yamaha YZF R1 1'40.057
6	22 A. LOWES	Yamaha YZF R1 1'40.192
7	33 M. MELANDRI	Yamaha YZF R1 1'40.365
8	21 M. RINALDI	Ducati Panigale V4 R 1'40.419
9	91 L. HASLAM	Kawasaki ZX-10RR 1'40.562
10	54 T. RAZGATLIOGLU	Kawasaki ZX-10RR 1'40.616
11	7 C. DAVIES	Ducati Panigale V4 R 1'40.637
12	81 J. TORRES	Kawasaki ZX-10RR 1'40.742
13	76 L. BAZ	Yamaha YZF R1 1'40.855
14	36 L. MERCADO	Kawasaki ZX-10RR 1'40.918
15	28 M. REITERBERGER	BMW S1000 RR 1'41.042
16	52 A. DELBIANCO	Honda CBR1000RR 1'41.728
17	72 Y. TAKAHASHI	Honda CBR1000RR 1'41.925
18	46 T. BRIDEWELL	Ducati Panigale V4 R 1'42.016
19	23 R. KIYONARI	Honda CBR1000RR 1'42.172

SPEED		
1	19 A. BAUTISTA	Ducati Panigale V4 R 283.6
2	91 L. HASLAM	Kawasaki ZX-10RR 279.3
3	7 C. DAVIES	Ducati Panigale V4 R 278.6
4	21 M. RINALDI	Ducati Panigale V4 R 278.6
5	60 M. VAN DER MARK	Yamaha YZF R1 277.2
6	54 T. RAZGATLIOGLU	Kawasaki ZX-10RR 276.5
7	52 A. DELBIANCO	Honda CBR1000RR 276.5
8	1 J. REA	Kawasaki ZX-10RR 276.5
9	46 T. BRIDEWELL	Ducati Panigale V4 R 275.8
10	22 A. LOWES	Yamaha YZF R1 275.1
11	33 M. MELANDRI	Yamaha YZF R1 274.5
12	76 L. BAZ	Yamaha YZF R1 273.8
13	28 M. REITERBERGER	BMW S1000 RR 273.1
14	66 T. SYKES	BMW S1000 RR 273.1
15	23 R. KIYONARI	Honda CBR1000RR 272.4
16	11 S. CORTESE	Yamaha YZF R1 272.4
17	72 Y. TAKAHASHI	Honda CBR1000RR 271.8
18	36 L. MERCADO	Kawasaki ZX-10RR 271.1
19	81 J. TORRES	Kawasaki ZX-10RR 267.8

SEG. 1		SEG. 2		SEG. 3		SEG. 4	
1	19 A. BAUTISTA 24.610	1	19 A. BAUTISTA 14.631	1	1 J. REA 29.630	1	60 M. VAN DER MARK 30.452
2	1 J. REA 24.725	2	1 J. REA 14.642	2	19 A. BAUTISTA 29.634	2	19 A. BAUTISTA 30.486
3	60 M. VAN DER MARK 24.797	3	11 S. CORTESE 14.647	3	60 M. VAN DER MARK 29.695	3	1 J. REA 30.501
4	33 M. MELANDRI 24.806	4	60 M. VAN DER MARK 14.673	4	66 T. SYKES 29.739	4	66 T. SYKES 30.569
5	11 S. CORTESE 24.820	5	22 A. LOWES 14.693	5	11 S. CORTESE 29.849	5	22 A. LOWES 30.610
6	66 T. SYKES 24.825	6	21 M. RINALDI 14.711	6	22 A. LOWES 29.908	6	11 S. CORTESE 30.729
7	7 C. DAVIES 24.865	7	33 M. MELANDRI 14.726	7	91 L. HASLAM 29.916	7	33 M. MELANDRI 30.749
8	22 A. LOWES 24.889	8	91 L. HASLAM 14.746	8	33 M. MELANDRI 29.932	8	21 M. RINALDI 30.753
9	81 J. TORRES 24.900	9	54 T. RAZGATLIOGLU 14.777	9	21 M. RINALDI 29.961	9	28 M. REITERBERGER 30.768
10	21 M. RINALDI 24.917	10	66 T. SYKES 14.778	10	54 T. RAZGATLIOGLU 29.962	10	91 L. HASLAM 30.779
11	28 M. REITERBERGER 24.976	11	7 C. DAVIES 14.790	11	7 C. DAVIES 29.984	11	54 T. RAZGATLIOGLU 30.779
12	91 L. HASLAM 24.988	12	52 A. DELBIANCO 14.822	12	36 L. MERCADO 30.005	12	76 L. BAZ 30.837
13	54 T. RAZGATLIOGLU 25.006	13	36 L. MERCADO 14.831	13	81 J. TORRES 30.009	13	7 C. DAVIES 30.842
14	76 L. BAZ 25.021	14	76 L. BAZ 14.841	14	76 L. BAZ 30.041	14	36 L. MERCADO 30.852
15	72 Y. TAKAHASHI 25.140	15	46 T. BRIDEWELL 14.841	15	28 M. REITERBERGER 30.107	15	81 J. TORRES 30.881
16	52 A. DELBIANCO 25.153	16	23 R. KIYONARI 14.848	16	52 A. DELBIANCO 30.300	16	52 A. DELBIANCO 31.209
17	36 L. MERCADO 25.183	17	81 J. TORRES 14.858	17	72 Y. TAKAHASHI 30.337	17	46 T. BRIDEWELL 31.243
18	46 T. BRIDEWELL 25.246	18	28 M. REITERBERGER 14.891	18	23 R. KIYONARI 30.435	18	72 Y. TAKAHASHI 31.322
19	23 R. KIYONARI 25.295	19	72 Y. TAKAHASHI 14.960	19	46 T. BRIDEWELL 30.605	19	23 R. KIYONARI 31.415

07/06/2019

These data/results cannot be reproduced, stored and/or transmitted in whole or in part by any manner of electronic, mechanical, photocopying, recording, broadcasting or otherwise now known or herein after developed without the previous express consent by the copyright owner, except for reproduction in daily press and regular printed publications on sale to the public within 60 days of the event related to those data/results and always provided that copyright symbol appears together as follows below.

© DORNA WSBK ORGANIZATION Srl 2019

FICR PERUGIA TIMING



Official Tyre Supplier



Official Timekeeper



Jerez 4.423 m

## Acerbis Spanish Round, 7-9 June 2019

### Ideal Times Free Practice 2nd Session

No.	Rider	Nat	Bike	Seg. 1	Seg. 2	Seg. 3	Seg. 4	Ideal Time		
				Diff. 1	Diff. 2	Diff. 3	Diff. 4	Best Lap	Pos.	Diff.
1	19 A. BAUTISTA	ESP	Ducati Panigale V4 R	24.610 +0.049	14.631 +0.018	29.634	30.486	1'39.361 1'39.428	1	0.067
2	1 J. REA	GBR	Kawasaki ZX-10RR	24.725	14.642 +0.120	29.630	30.501 +0.114	1'39.498 1'39.732	3	0.234
3	60 M. VAN DER MARK	NED	Yamaha YZF R1	24.797 +0.047	14.673 +0.031	29.695	30.452	1'39.617 1'39.695	2	0.078
4	66 T. SYKES	GBR	BMW S1000 RR	24.825	14.778 +0.023	29.739	30.569	1'39.911 1'39.934	4	0.023
5	11 S. CORTESE	GER	Yamaha YZF R1	24.820	14.647	29.849	30.729 +0.012	1'40.045 1'40.057	5	0.012
6	22 A. LOWES	GBR	Yamaha YZF R1	24.889 +0.068	14.693	29.908 +0.024	30.610	1'40.100 1'40.192	6	0.092
7	33 M. MELANDRI	ITA	Yamaha YZF R1	24.806 +0.051	14.726 +0.011	29.932 +0.053	30.749 +0.037	1'40.213 1'40.365	7	0.152
8	21 M. RINALDI	ITA	Ducati Panigale V4 R	24.917 +0.069	14.711 +0.008	29.961	30.753	1'40.342 1'40.419	8	0.077
9	91 L. HASLAM	GBR	Kawasaki ZX-10RR	24.988 +0.041	14.746 +0.071	29.916	30.779 +0.021	1'40.429 1'40.562	9	0.133
10	7 C. DAVIES	GBR	Ducati Panigale V4 R	24.865	14.790 +0.014	29.984	30.842 +0.142	1'40.481 1'40.637	11	0.156
11	54 T. RAZGATLIOGLU	TUR	Kawasaki ZX-10RR	25.006 +0.003	14.777 +0.089	29.962	30.779	1'40.524 1'40.616	10	0.092
12	81 J. TORRES	ESP	Kawasaki ZX-10RR	24.900 +0.018	14.858 +0.059	30.009 +0.017	30.881	1'40.648 1'40.742	12	0.094
13	76 L. BAZ	FRA	Yamaha YZF R1	25.021	14.841 +0.032	30.041	30.837 +0.083	1'40.740 1'40.855	13	0.115
14	28 M. REITERBERGER	GER	BMW S1000 RR	24.976 +0.076	14.891 +0.093	30.107	30.768 +0.131	1'40.742 1'41.042	15	0.300
15	36 L. MERCADO	ARG	Kawasaki ZX-10RR	25.183 +0.013	14.831 +0.034	30.005	30.852	1'40.871 1'40.918	14	0.047
16	52 A. DELBIANCO	ITA	Honda CBR1000RR	25.153 +0.153	14.822 +0.085	30.300	31.209 +0.006	1'41.484 1'41.728	16	0.244
17	72 Y. TAKAHASHI	JPN	Honda CBR1000RR	25.140 +0.009	14.960	30.337 +0.157	31.322	1'41.759 1'41.925	17	0.166
18	46 T. BRIDEWELL	GBR	Ducati Panigale V4 R	25.246 +0.029	14.841 +0.052	30.605	31.243	1'41.935 1'42.016	18	0.081
19	23 R. KIYONARI	JPN	Honda CBR1000RR	25.295 +0.044	14.848 +0.087	30.435 +0.048	31.415	1'41.993 1'42.172	19	0.179
<b>Overall Ideal Time</b>				24.610	14.631	29.630	30.452	1'39.323		

07/06/2019

These data/results cannot be reproduced, stored and/or transmitted in whole or in part by any manner of electronic, mechanical, photocopying, recording, broadcasting or otherwise now known or herein after developed without the previous express consent by the copyright owner, except for reproduction in daily press and regular printed publications on sale to the public within 60 days of the event related to those data/results and always provided that copyright symbol appears together as follows below.

© DORNA WSBK ORGANIZATION Srl 2019

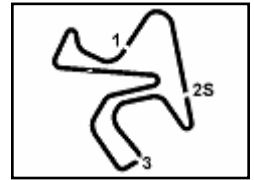
PIRELLI PERUGIA TIMING



Official Tyre Supplier



Official Timekeeper



## Acerbis Spanish Round, 7-9 June 2019 Chronological Analysis Free Practice 2nd Session

Jerez 4.423 m

1 / 4

1° 19 A. BAUTISTA (1'39.428)							
Lap	Seg.1	Seg.2	Seg.3	Seg.4	Lap Time	km/h	Local Time
1							15:00'07.169
2	36.194	15.286	30.852	31.734	1'54.066P	277,2	15:02'01.235
3	24.908	<b>14.631</b>	30.209	30.659	1'40.407	<b>283,6</b>	15:03'41.642
4	25.108	14.709	30.166	30.638	1'40.621	282,9	15:05'22.263
5	25.742	14.711	29.884	30.685	1'41.022	281,4	15:07'03.285
6	25.012	14.761	29.964	30.669	1'40.406	281,4	15:08'43.691
7	25.339	14.844	29.822	30.633	1'40.638	277,9	15:10'24.329
8	24.768	14.871	29.806	30.597	1'40.042	279,3	15:12'04.371
9	25.127	14.770	29.888	30.838	1'40.623	280,7	15:13'44.994
10	24.785	14.791	29.844	30.920	1'40.340	280,7	15:15'25.334
11	24.871	14.704	30.040	5'07.839	6'17.454P	280,7	15:21'42.788
12	34.790	14.838	30.036	30.797	1'50.461P	277,2	15:23'33.249
13	24.991	14.779	29.844	30.768	1'40.382	280,7	15:25'13.631
14	24.821	14.769	29.892	30.799	1'40.281	280,7	15:26'53.912
15	24.919	14.812	29.960	30.753	1'40.444	280,0	15:28'34.356
16	24.941	14.798	29.929	30.841	1'40.509	280,7	15:30'14.865
17	24.932	14.761	29.906	30.824	1'40.423	280,0	15:31'55.288
18	24.923	14.827	29.847	30.781	1'40.378	280,0	15:33'35.666
19	27.724	14.731	29.875	30.721	1'43.051	<b>283,6</b>	15:35'18.717
20	25.098	14.820	30.355	4'34.420	5'44.693P	282,1	15:41'03.410
21	34.197	14.892	30.099	17'37.594	18'56.782P	278,6	16:00'00.192
22	32.315	14.753	29.826	30.572	1'47.466P	277,2	16:01'47.586
23	24.659	14.649	<b>29.634</b>	<b>30.486</b>	<b>1'39.428</b>	278,6	16:03'27.086
24	<b>24.610</b>	14.665	29.727	30.604	1'39.606	277,9	16:05'06.692
25	24.792	14.676	29.859	30.651	1'39.978	280,0	16:06'46.670
26	24.649	14.744	29.807	30.690	1'39.890	279,3	16:08'26.560

6	24.883	14.776	29.953	30.692	1'40.304	273,8	15:08'52.181
7	24.887	14.765	30.008	30.664	1'40.324	274,5	15:10'32.505
8	24.928	14.798	29.844	30.726	1'40.296	274,5	15:12'12.801
9	24.936	14.781	29.875	30.714	1'40.306	275,1	15:13'53.107
10	25.021	14.718	29.912	30.607	1'40.258	274,5	15:15'33.365
11	25.115	14.777	30.034	30.936	1'40.862	275,1	15:17'14.227
12	27.420	15.434	31.763	11'34.495	12'49.112P	272,4	15:30'03.339
13	37.139	14.949	30.833	31.383	1'54.304P	273,1	15:31'57.643
14	24.956	14.677	29.977	30.682	1'40.292	<b>276,5</b>	15:33'37.935
15	25.062	14.781	29.941	30.718	1'40.502	275,1	15:35'18.437
16	24.958	14.850	31.364	34.922	1'46.094	273,1	15:37'04.531
17	25.130	14.836	29.980	30.607	1'40.553	<b>276,5</b>	15:38'45.084
18	24.941	14.690	29.868	30.816	1'40.315	<b>276,5</b>	15:40'25.399
19	24.988	14.809	30.047	30.811	1'40.655C	275,8	15:42'06.054
20	28.778	16.388	32.169	17'38.971	18'56.306P	269,1	16:01'02.360
21	33.514	15.100	30.795	30.991	1'50.400P	269,1	16:02'52.760
22	24.873	14.761	29.804	30.530	1'39.968	273,1	16:04'32.728
23	24.840	14.721	29.740	<b>30.501</b>	1'39.802	273,8	16:06'12.530
24	25.795	15.049	30.520	31.437	1'42.801	274,5	16:07'55.331
25	<b>24.725</b>	14.762	<b>29.630</b>	30.615	<b>1'39.732</b>	274,5	16:09'35.063

2° 60 M. VAN DER MARK (1'39.695)							
Lap	Seg.1	Seg.2	Seg.3	Seg.4	Lap Time	km/h	Local Time
1							14:59'54.791
2	45.665	15.717	30.868	33.456	2'05.706P	261,5	15:02'00.497
3	25.223	14.851	30.196	30.793	1'41.063	271,8	15:03'41.560
4	25.138	14.678	30.108	30.680	1'40.604	276,5	15:05'22.164
5	25.020	14.762	30.038	30.745	1'40.565	272,4	15:07'02.729
6	24.957	14.773	30.027	30.680	1'40.437	271,8	15:08'43.166
7	29.330	14.855	30.374	5'20.457	6'35.016P	<b>277,2</b>	15:15'18.182
8	32.512	14.775	30.025	30.920	1'48.232P	273,1	15:17'06.414
9	24.981	14.747	29.854	30.715	1'40.297	272,4	15:18'46.711
10	24.884	14.865	29.929	30.712	1'40.390	271,1	15:20'27.101
11	24.847	14.789	29.904	30.582	1'40.122	271,8	15:22'07.223
12	24.874	14.804	29.894	30.626	1'40.198	271,1	15:23'47.421
13	24.838	14.870	29.843	5'56.497	7'06.048P	273,1	15:30'53.469
14	33.602	15.207	30.645	30.749	1'50.203P	268,5	15:32'43.672
15	<b>24.797</b>	14.691	29.837	30.469	1'39.794	271,8	15:34'23.466
16	24.868	<b>14.673</b>	29.756	30.549	1'39.846	274,5	15:36'03.312
17	25.039	14.746	29.852	30.603	1'40.240	272,4	15:37'43.552
18	24.945	14.799	29.831	30.655	1'40.230	273,8	15:39'23.782
19	25.447	15.558	30.703	20'02.800	21'14.508P	260,9	16:00'38.290
20	33.796	14.830	29.915	30.698	1'49.239P	270,4	16:02'27.529
21	24.844	14.704	<b>29.695</b>	<b>30.452</b>	<b>1'39.695</b>	272,4	16:04'07.224
22	24.883	14.750	29.846	30.580	1'40.059	269,8	16:05'47.283
23	24.938	14.755	29.894	30.904	1'40.491	275,1	16:07'27.774
24	24.865	14.749	29.859	30.625	1'40.098	271,8	16:09'07.872

4° 66 T. SYKES (1'39.934)							
Lap	Seg.1	Seg.2	Seg.3	Seg.4	Lap Time	km/h	Local Time
1							15:00'33.096
2	40.570	16.028	32.557	34.659	2'03.814P	244,2	15:02'36.910
3	25.072	14.822	30.103	31.006	1'41.003	269,8	15:04'17.913
4	24.863	<b>14.778</b>	30.169	30.907	1'40.717	271,1	15:05'58.630
5	24.915	14.830	29.934	30.855	1'40.534	269,8	15:07'39.164
6	24.982	14.865	30.017	30.968	1'40.832	270,4	15:09'19.996
7	24.972	14.847	30.078	31.146	1'41.043	271,8	15:11'01.039
8	24.924	14.795	30.183	31.071	1'40.973	<b>273,1</b>	15:12'42.012
9	25.900	15.145	31.083	7'54.139	9'06.267P	271,1	15:21'48.279
10	36.059	15.452	31.803	34.166	1'57.480P	257,3	15:23'45.759
11	25.034	14.810	29.832	30.879	1'40.555	<b>273,1</b>	15:25'26.314
12	24.940	14.798	29.885	30.905	1'40.528	271,8	15:27'06.842
13	26.186	15.087	31.349	31.418	1'44.040	269,1	15:28'50.882
14	24.974	14.855	29.997	30.827	1'40.653	272,4	15:30'31.535
15	25.979	15.025	30.894	7'40.234	8'52.132P	271,1	15:39'23.667
16	34.745	15.255	31.240	31.501	1'52.741P	270,4	15:41'16.408
17	25.039	14.986	31.542	18'24.296	19'35.863P	269,1	16:00'52.271
18	36.473	15.606	31.198	31.428	1'54.705P	264,6	16:02'46.976
19	<b>24.825</b>	14.801	<b>29.739</b>	<b>30.569</b>	<b>1'39.934</b>	271,1	16:04'26.910
20	24.855	14.780	29.963	30.975	1'40.573	270,4	16:06'07.483
21	24.938	14.826	29.905	31.040	1'40.709	271,8	16:07'48.192
22	24.976	14.826	29.806	30.818	1'40.426	271,8	16:09'28.618

3° 1 J. REA (1'39.732)							
Lap	Seg.1	Seg.2	Seg.3	Seg.4	Lap Time	km/h	Local Time
1							14:59'57.606
2	44.101	15.571	36.846	34.230	2'10.748P	271,8	15:02'08.354
3	25.032	14.745	29.977	30.770	1'40.524	272,4	15:03'48.878
4	24.815	<b>14.642</b>	29.996	30.946	1'40.399	275,8	15:05'29.277
5	25.027	14.876	31.234	31.463	1'42.600	274,5	15:07'11.877

5° 11 S. CORTESE (1'40.057)							
Lap	Seg.1	Seg.2	Seg.3	Seg.4	Lap Time	km/h	Local Time
1							15:01'43.297
2	34.595	15.378	31.626	31.903	1'53.502P	267,2	15:03'36.799
3	25.408	14.855	30.464	31.276	1'42.003	271,8	15:05'18.802
4	25.369	14.927	30.538	31.373	1'42.207	269,8	15:07'01.009
5	25.407	15.028	30.446	31.173	1'42.054	267,8	15:08'43.063
6	28.871	15.075	31.186	8'35.407	9'50.539P	269,8	15:18'33.602
7	41.186	15.460	32.682	31.836	2'01.164P	265,9	15:20'34.766
8	25.135	14.827	30.245	30.799	1'41.006	269,8	15:22'15.772
9	25.013	14.844	30.107	<b>30.729</b>	1'40.693	269,1	15:23'56.465
10	25.020	14.894	30.145	30.933	1'40.992	271,8	15:25'37.457
11	25.238	14.869	30.273	31.147	1'41.527	269,1	15:27'18.984
12	27.770	16.407	32.680	32'00.760	33'17.617P	252,6	16:00'36.601
13	43.510	15.828	32.178	31.685	2'03.201P	262,1	16:02'39.802
14	<b>24.820</b>	<b>14.647</b>	<b>29.849</b>	30.741	<b>1'40.057</b>	<b>272,4</b>	16:04'19.859
15	24.932	14.763	30.036	30.856	1'40.587	269,1	16:06'00.446

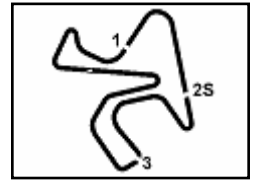
07/06/2019

P = Pits In/Out - C = Lap Time Cancelled

These data/results cannot be reproduced, stored and/or transmitted in whole or in part by any manner of electronic, mechanical, photocopying, recording, broadcasting or otherwise now known or herein after developed without the previous express consent by the copyright owner, except for reproduction in daily press and regular printed publications on sale to the public within 60 days of the event related to those data/results and always provided that copyright symbol appears together as follows below.

© DORNA WSBK ORGANIZATION Srl 2019





Jerez 4.423 m

## Acerbis Spanish Round, 7-9 June 2019 Chronological Analysis Free Practice 2nd Session

2 / 4

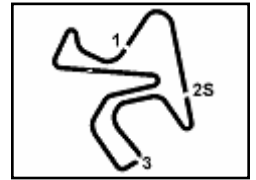
16	25.132	14.846	30.202	30.904	1'41.084	269,8	16:07'41.530	16	25.223	14.845	30.254	30.978	1'41.300	275,8	15:40'04.830
17	25.167	14.953	30.170	31.008	1'41.298	266,5	16:09'22.828	17	26.153	15.828	31.971	19'08.328	20'22.280P	269,8	16:00'27.110
6° 22 A. LOWES (1'40.192)								9° 91 L. HASLAM (1'40.562)							
Lap	Seg.1	Seg.2	Seg.3	Seg.4	Lap Time	km/h	Local Time	Lap	Seg.1	Seg.2	Seg.3	Seg.4	Lap Time	km/h	Local Time
1							15:00'05.452	1							14:59'54.166
2	35.758	15.341	31.635	31.588	1'54.322P	267,8	15:01'59.774	2	42.106	15.915	32.487	39.724	2'10.232P	265,9	15:02'04.398
3	25.218	14.786	30.196	30.839	1'41.039	272,4	15:03'40.813	3	29.189	14.880	33.749	31.488	1'49.306	278,6	15:03'53.704
4	24.957	<b>14.693</b>	29.932	<b>30.610</b>	<b>1'40.192</b>	271,8	15:05'21.005	4	25.248	15.005	30.509	31.108	1'41.870	273,1	15:05'35.574
5	<b>24.889</b>	14.719	30.178	30.850	1'40.636	273,1	15:07'01.641	5	25.336	14.858	30.502	30.881	1'41.577	274,5	15:07'17.151
6	24.951	16.065	30.218	11'13.296	12'24.530P	247,5	15:19'26.171	6	26.108	14.850	31.815	30.961	1'43.734	273,1	15:09'00.885
7	36.666	15.371	31.039	32.372	1'55.448P	265,9	15:21'21.619	7	25.117	14.797	30.106	6'21.121	7'31.141P	275,8	15:16'32.026
8	25.101	14.766	30.118	31.003	1'40.988	271,8	15:23'02.607	8	36.019	15.122	30.639	31.217	1'52.997P	270,4	15:18'25.023
9	24.993	14.721	29.946	31.034	1'40.694	273,1	15:24'43.301	9	<b>24.988</b>	14.868	30.031	30.954	1'40.841	273,1	15:20'05.864
10	24.912	14.721	30.238	31.380	1'41.251	<b>275,1</b>	15:26'24.552	10	26.097	15.494	30.793	12'03.020	13'15.404P	266,5	15:33'21.268
11	25.066	14.848	30.126	31.180	1'41.220	272,4	15:28'05.772	11	35.205	15.080	32.461	34.949	1'57.695P	271,1	15:35'18.963
12	25.045	14.836	30.133	30.885	1'40.899	271,1	15:29'46.671	12	25.212	14.762	30.281	33.927	1'44.182	276,5	15:37'03.145
13	25.214	14.794	30.008	30.929	1'40.945	271,1	15:31'27.616	13	25.157	14.822	30.122	30.926	1'41.027	275,8	15:38'44.172
14	25.101	14.814	30.167	30.955	1'41.037	272,4	15:33'08.653	14	26.241	<b>14.746</b>	30.029	<b>30.779</b>	1'41.795	<b>279,3</b>	15:40'25.967
15	25.061	14.805	30.075	30.864	1'40.805	273,1	15:34'49.458	15	25.153	14.851	30.378	30.932	1'41.314C	275,8	15:42'07.281
16	25.135	14.813	30.039	30.924	1'40.911	271,8	15:36'30.369	16	27.887	16.522	31.500	16'38.285	17'54.194P	259,7	16:00'01.475
17	25.200	14.868	30.079	30.978	1'41.125	271,1	15:38'11.494	17	32.150	14.917	31.582	32.544	1'51.193P	273,1	16:01'52.668
18	25.036	14.858	30.033	30.979	1'40.906	273,1	15:39'52.400	18	26.048	16.902	31.522	31.640	1'46.112	233,4	16:03'38.780
19	25.112	14.842	30.061	31.074	1'41.089	270,4	15:41'33.489	19	25.170	14.953	32.337	30.987	1'43.447	270,4	16:05'22.227
20	25.037	14.850	32.718	17'39.045	18'51.650P	273,1	16:00'25.139	20	25.070	15.282	30.127	31.135	1'41.614	270,4	16:07'03.841
21	39.826	15.218	30.847	31.210	1'57.101P	267,2	16:02'22.240	21	25.029	14.817	<b>29.916</b>	30.800	<b>1'40.562</b>	271,8	16:08'44.403
22	25.068	14.808	29.955	31.024	1'40.855	270,4	16:04'03.095								
23	24.919	14.813	29.934	30.757	1'40.423	273,8	16:05'43.518								
24	25.028	14.871	<b>29.908</b>	30.826	1'40.633	270,4	16:07'24.151								
25	25.001	14.839	29.919	30.767	1'40.526	271,1	16:09'04.677								
7° 33 M. MELANDRI (1'40.365)								10° 54 T. RAZGATLIOGLU (1'40.616)							
Lap	Seg.1	Seg.2	Seg.3	Seg.4	Lap Time	km/h	Local Time	Lap	Seg.1	Seg.2	Seg.3	Seg.4	Lap Time	km/h	Local Time
1							15:00'08.845	1							14:59'58.913
2	35.752	15.327	30.955	31.901	1'53.935P	271,1	15:02'02.780	2	38.999	15.468	36.301	32.169	2'02.937P	266,5	15:02'01.850
3	25.262	14.986	30.503	31.914	1'42.665	<b>274,5</b>	15:03'45.445	3	25.532	15.006	30.525	31.163	1'42.226	<b>276,5</b>	15:03'44.076
4	25.077	<b>14.726</b>	30.035	30.785	1'40.623	273,8	15:05'26.068	4	25.446	14.839	30.339	30.973	1'41.597	273,1	15:05'25.673
5	27.105	14.943	30.426	31.316	1'43.790	273,1	15:07'09.858	5	25.312	14.895	30.337	31.115	1'41.659	271,8	15:07'07.332
6	25.058	14.791	30.339	32'19.726	33'29.914P	272,4	15:40'39.772	6	28.849	16.602	30.398	31.233	1'47.082	271,1	15:08'54.414
7	35.117	15.710	31.169	18'00.457	19'22.453P	256,7	16:00'02.225	7	25.347	15.002	33.763	5'57.745	7'11.857P	269,8	15:16'06.271
8	33.577	15.537	32.404	31.142	1'52.660P	264,6	16:01'54.885	8	34.497	15.401	32.897	31.754	1'54.549P	266,5	15:18'00.820
9	24.962	15.404	33.113	32.364	1'45.843	220,0	16:03'40.728	9	25.440	15.230	30.819	9'14.567	10'26.056P	270,4	15:28'26.876
10	24.857	14.737	29.985	30.786	<b>1'40.365</b>	271,8	16:05'21.093	10	34.158	15.105	30.811	31.214	1'51.288P	269,8	15:30'18.164
11	24.871	14.831	<b>29.932</b>	<b>30.749</b>	1'40.383	271,1	16:07'01.476	11	25.265	14.864	30.231	30.847	1'41.207	271,1	15:31'59.371
12	<b>24.806</b>	14.827	30.000	30.760	1'40.393	271,1	16:08'41.869	12	<b>25.006</b>	<b>14.777</b>	30.373	31.021	1'41.177	275,1	15:33'40.548
8° 21 M. RINALDI (1'40.419)								11° 7 C. DAVIES (1'40.637)							
Lap	Seg.1	Seg.2	Seg.3	Seg.4	Lap Time	km/h	Local Time	Lap	Seg.1	Seg.2	Seg.3	Seg.4	Lap Time	km/h	Local Time
1							15:00'22.836	1							15:00'10.853
2	36.291	15.440	31.209	31.945	1'54.885P	271,8	15:02'17.721	2	44.800	15.367	32.147	32.030	2'04.344P	272,4	15:02'15.197
3	25.390	14.971	30.603	31.250	1'42.214	275,1	15:03'59.935	3	26.387	15.004	32.599	31.715	1'45.705	274,5	15:04'00.902
4	25.156	14.871	30.568	31.163	1'41.758	275,8	15:05'41.693	4	25.081	14.908	30.360	31.013	1'41.362	<b>278,6</b>	15:05'42.264
5	25.203	14.901	30.307	31.391	1'41.802	276,5	15:07'23.495	5	25.427	14.877	30.985	31.027	1'42.316	276,5	15:07'24.580
6	25.187	14.914	30.407	31.271	1'41.779	275,8	15:09'05.274								
7	25.176	14.881	30.285	31.097	1'41.439	276,5	15:10'46.713								
8	25.293	14.867	30.510	31.323	1'41.993	275,1	15:12'28.706								
9	25.115	14.832	30.364	31.087	1'41.398	<b>278,6</b>	15:14'10.104								
10	25.222	14.823	30.562	31.164	1'41.771	275,1	15:15'51.875								
11	25.209	14.875	30.190	31.057	1'41.331	277,2	15:17'33.206								
12	28.536	15.667	32.095	14'18.022	15'34.320P	271,1	15:33'07.526								
13	35.140	15.323	30.841	31.700	1'53.004P	269,8	15:35'00.530								
14	25.157	14.952	30.413	31.051	1'41.573	275,1	15:36'42.103								
15	25.217	14.864	30.272	31.074	1'41.427	275,1	15:38'23.530								

07/06/2019 P = Pits In/Out - C = Lap Time Cancelled

These data/results cannot be reproduced, stored and/or transmitted in whole or in part by any manner of electronic, mechanical, photocopying, recording, broadcasting or otherwise now known or herein after developed without the previous express consent by the copyright owner, except for reproduction in daily press and regular printed publications on sale to the public within 60 days of the event related to those data/results and always provided that copyright symbol appears together as follows below.

© DORNA WSBK ORGANIZATION Srl 2019





## Acerbis Spanish Round, 7-9 June 2019 Chronological Analysis Free Practice 2nd Session

Jerez 4.423 m

3 / 4

6	25.481	14.903	30.537	49.125	2'00.046P	276,5	15:09'24.626	7	25.370	15.026	30.400	31.121	1'41.917	270,4	15:19'33.116
7					6'00.452P		15:15'25.078	8	25.553	15.084	30.381	31.315	1'42.333	267,2	15:21'15.449
8	44.729	15.289	30.830	31.321	2'02.169P	273,1	15:17'27.247	9	25.588	15.112	30.859	5'34.165	6'45.724P	264,0	15:28'01.173
9	25.146	14.933	30.530	30.989	1'41.598	275,1	15:19'08.845	10	37.948	15.764	31.467	31.578	1'56.757P	258,5	15:29'57.930
10	25.002	14.877	30.451	30.940	1'41.270	275,8	15:20'50.115	11	25.679	14.930	30.380	31.131	1'42.120	267,8	15:31'40.050
11	26.941	15.045	30.724	31.005	1'43.715	276,5	15:22'33.830	12	25.199	14.870	30.301	31.068	1'41.438	269,8	15:33'21.488
12	25.180	14.929	30.721	47.252	1'58.082P	275,8	15:24'31.912	13	25.299	14.965	30.104	31.047	1'41.415	271,1	15:35'02.903
13					10'00.922P		15:34'32.834	14	25.471	14.949	30.215	31.397	1'42.032	267,8	15:36'44.935
14	59.226	15.063	31.196	31.793	2'17.278P	273,8	15:36'50.112	15	25.313	15.009	32.353	22'22.626	23'35.301P	268,5	16:00'20.236
15	25.382	14.944	30.293	31.074	1'41.693	276,5	15:38'31.805	16	39.176	16.170	36.727	31.709	2'03.782P	252,6	16:02'24.018
16	25.228	15.171	33.118	31.654	1'45.171	275,1	15:40'16.976	17	25.256	14.831	30.275	31.029	1'41.391	269,8	16:04'05.409
17	26.248	15.944	30.573	33.442	1'46.207C	275,1	15:42'03.183	18	25.196	14.865	30.005	30.852	1'40.918	269,8	16:05'46.327
18	27.876	16.524	31.386	17'07.649	18'23.435P	265,9	16:00'26.618	19	25.183	14.974	30.162	31.165	1'41.484	269,8	16:07'27.811
19	52.807	15.211	31.381	31.503	2'10.902P	272,4	16:02'37.520	20	25.686	14.982	30.622	31.336	1'42.626	267,8	16:09'10.437
20	25.359	14.834	33.311	31.394	1'44.898	276,5	16:04'22.418								
21	24.962	14.897	30.051	30.947	1'40.857	275,1	16:06'03.275								
22	24.865	14.804	29.984	30.984	1'40.637	277,2	16:07'43.912								
23	25.029	14.790	30.006	30.842	1'40.667	275,8	16:09'24.579								

### 12° 81 J. TORRES (1'40.742)

Lap	Seg.1	Seg.2	Seg.3	Seg.4	Lap Time	km/h	Local Time
1							15:16'18.716
2	35.014	15.641	31.538	32.084	1'54.277P	265,3	15:18'12.993
3	25.482	15.137	30.468	31.444	1'42.531	267,8	15:19'55.524
4	25.418	15.027	30.239	31.243	1'41.927	267,8	15:21'37.451
5	25.194	14.970	30.195	31.230	1'41.589	267,2	15:23'19.040
6	25.166	14.960	30.292	31.220	1'41.638	265,9	15:25'00.678
7	25.240	14.981	30.476	31.407	1'42.104	264,6	15:26'42.782
8	25.591	15.273	30.766	8'43.598	9'55.228P	263,4	15:36'38.010
9	38.451	15.410	30.979	31.483	1'56.323P	260,3	15:38'34.333
10	25.098	15.030	30.146	31.244	1'41.518	267,2	15:40'15.851
11	25.180	15.019	31.922	31.247	1'43.368C	266,5	15:41'59.219
12	28.063	15.240	30.661	16'43.081	17'57.045P	264,0	15:59'56.264
13	35.572	15.439	30.344	31.079	1'52.434P	262,1	16:01'48.698
14	25.019	14.914	30.059	31.064	1'41.056	263,4	16:03'29.754
15	24.918	14.917	30.026	30.881	1'40.742	266,5	16:05'10.496
16	24.935	14.858	32.486	31.957	1'44.236	266,5	16:06'54.732
17	24.900	15.027	30.009	30.899	1'40.835	258,5	16:08'35.567

### 15° 28 M. REITERBERGER (1'41.042)

Lap	Seg.1	Seg.2	Seg.3	Seg.4	Lap Time	km/h	Local Time
1							15:00'07.062
2	34.905	16.464	32.057	31.833	1'55.259P	250,9	15:02'02.321
3	47.446	15.855	30.459	3'28.946	5'02.706P	261,5	15:07'05.027
4	34.789	15.049	30.931	31.302	1'52.071P	269,1	15:08'57.098
5	25.155	15.076	30.326	31.034	1'41.591	273,1	15:10'38.689
6	29.121	15.403	32.376	31.389	1'48.289	265,3	15:12'26.978
7	25.134	14.936	30.259	30.975	1'41.304	271,1	15:14'08.282
8	25.668	15.922	31.238	31.139	1'43.967	234,4	15:15'52.249
9	25.220	15.039	30.453	31.215	1'41.927	271,8	15:17'34.176
10	25.258	15.145	31.180	13'26.051	14'37.634P	271,8	15:32'11.810
11	32.890	15.315	31.844	31.416	1'51.465P	264,6	15:34'03.275
12	25.378	15.006	30.313	31.006	1'41.703	270,4	15:35'44.978
13	27.468	16.140	31.664	31.627	1'46.899	250,9	15:37'31.877
14	25.201	15.133	30.598	31.250	1'42.182	271,1	15:39'14.059
15	25.289	15.008	30.771	31.014	1'42.082	269,8	15:40'56.141
16	25.358	15.043	30.328	17'47.708	18'58.437P	270,4	15:59'54.578
17	37.737	15.320	30.613	31.156	1'54.826P	268,5	16:01'49.404
18	25.243	14.891	30.159	30.768	1'41.061	272,4	16:03'30.465
19	24.976	15.039	30.295	30.851	1'41.161	269,8	16:05'11.626
20	25.052	14.984	30.107	30.899	1'41.042	271,1	16:06'52.668
21	30.243	16.306	32.960	31.510	1'51.019	249,7	16:08'43.687

### 13° 76 L. BAZ (1'40.855)

Lap	Seg.1	Seg.2	Seg.3	Seg.4	Lap Time	km/h	Local Time
1							15:00'03.860
2	36.275	15.770	31.585	32.191	1'55.821P	262,7	15:01'59.681
3	25.538	14.873	30.205	31.068	1'41.684	270,4	15:03'41.365
4	25.087	14.841	30.534	31.055	1'41.517	270,4	15:05'22.882
5	25.262	14.871	30.245	30.837	1'41.215	273,8	15:07'04.097
6	25.021	14.873	30.041	30.920	1'40.855	273,1	15:08'44.952
7	27.356	14.974	30.765	12'29.238	13'42.333P	271,1	15:22'27.285
8	33.084	15.172	31.517	31.412	1'51.185P	265,9	15:24'18.470
9	25.243	14.911	30.127	31.094	1'41.375	268,5	15:25'59.845
10	25.042	14.947	30.318	31.072	1'41.379	269,1	15:27'41.224
11	25.085	14.931	30.152	30.927	1'41.095	268,5	15:29'22.319
12	26.099	15.317	30.719	4'54.314	6'06.449P	265,3	15:35'28.768
13	34.740	15.219	31.273	31.336	1'52.568P	263,4	15:37'21.336

### 16° 52 A. DELBIANCO (1'41.728)

Lap	Seg.1	Seg.2	Seg.3	Seg.4	Lap Time	km/h	Local Time
1							14:59'56.478
2	45.917	16.182	32.029	32.614	2'06.742P	265,9	15:02'03.220
3	25.596	15.055	30.831	31.511	1'42.993	270,4	15:03'46.213
4	25.468	14.822	30.631	31.628	1'42.549	273,1	15:05'28.762
5	25.498	15.122	31.178	31.650	1'43.448	271,8	15:07'12.210
6	25.324	15.300	30.630	31.473	1'42.727	276,5	15:08'54.937
7	25.512	14.965	30.562	31.466	1'42.505	268,5	15:10'37.442
8	28.650	16.625	33.313	9'11.140	10'29.728P	242,1	15:21'07.170
9	35.027	14.996	30.651	31.642	1'52.316P	265,9	15:22'59.486
10	25.312	15.061	30.519	31.798	1'42.690	267,2	15:24'42.176
11	25.325	15.048	30.719	31.502	1'42.594	267,8	15:26'24.770
12	25.207	14.852	30.644	31.363	1'42.066	271,8	15:28'06.836
13	28.653	15.569	32.330	9'36.587	10'53.139P	260,9	15:38'59.975
14	39.054	15.626	30.873	31.417	1'56.970P	265,9	15:40'56.945
15	25.283	15.225	32.010	17'46.228	18'58.746P	271,1	15:59'55.691
16	36.709	15.329	30.838	31.209	1'54.085P	270,4	16:01'49.776
17	25.306	14.907	30.300	31.215	1'41.728	271,1	16:03'31.504
18	25.153	15.019	30.324	31.248	1'41.744	267,2	16:05'13.248
19	25.304	15.078	30.476	31.779	1'42.637	267,8	16:06'55.885
20	25.375	15.053	30.550	31.737	1'42.715	267,8	16:08'38.600

### 14° 36 L. MERCADO (1'40.918)

Lap	Seg.1	Seg.2	Seg.3	Seg.4	Lap Time	km/h	Local Time
1							14:59'59.592
2	41.538	15.615	31.801	31.805	2'00.759P	257,3	15:02'00.351
3	25.276	14.939	30.993	30.924	1'42.132	269,8	15:03'42.483
4	29.779	15.161	30.354	9'17.689	10'32.983P	270,4	15:14'15.466
5	35.338	15.222	31.136	31.490	1'53.186P	265,3	15:16'08.652
6	25.338	15.026	30.635	31.548	1'42.547	267,2	15:17'51.199

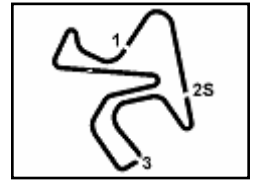
07/06/2019 P = Pits In/Out - C = Lap Time Cancelled

These data/results cannot be reproduced, stored and/or transmitted in whole or in part by any manner of electronic, mechanical, photocopying, recording, broadcasting or otherwise now known or herein after developed without the previous express consent by the copyright owner, except for reproduction in daily press and regular printed publications on sale to the public within 60 days of the event related to those data/results and always provided that copyright symbol appears together as follows below.

© DORNA WSBK ORGANIZATION Srl 2019







Jerez 4.423 m

## Acerbis Spanish Round, 7-9 June 2019 Chronological Analysis Free Practice 2nd Session

4 / 4

17° 72 Y. TAKAHASHI (1'41.925)							
Lap	Seg.1	Seg.2	Seg.3	Seg.4	Lap Time	km/h	Local Time
1							15:00'05.003
2	36.582	15.586	32.033	32.410	1'56.611P	270,4	15:02'01.614
3	25.656	15.104	30.913	32.353	1'44.026	271,1	15:03'45.640
4	25.471	14.993	30.686	31.764	1'42.914	<b>271,8</b>	15:05'28.554
5	25.577	15.038	31.126	32.113	1'43.854	269,1	15:07'12.408
6	25.828	15.460	33.225	4'42.729	5'57.242P	257,9	15:13'09.650
7	36.390	15.357	31.124	32.060	1'54.931P	267,2	15:15'04.581
8	25.595	15.110	30.554	31.798	1'43.057	268,5	15:16'47.638
9	25.488	15.072	30.385	31.583	1'42.528	<b>271,8</b>	15:18'30.166
10	25.366	15.157	30.496	31.481	1'42.500	267,8	15:20'12.666
11	25.313	15.033	<b>30.337</b>	31.540	1'42.223	269,8	15:21'54.889
12	25.926	15.474	31.531	4'27.336	5'40.267P	263,4	15:27'35.156
13	42.040	15.599	31.261	31.941	2'00.841P	264,6	15:29'35.997
14	25.467	15.123	30.427	31.690	1'42.707	268,5	15:31'18.704
15	26.983	15.350	31.299	3'05.173	4'18.805P	265,9	15:35'37.509
16	38.638	15.458	31.304	31.923	1'57.323P	265,3	15:37'34.832
17	25.466	15.274	30.505	31.619	1'42.864	267,8	15:39'17.696
18	25.418	15.061	30.534	31.644	1'42.657	271,1	15:41'00.353
19	29.078	15.258	31.086	17'49.129	19'04.551P	268,5	16:00'04.904
20	35.509	15.657	31.148	32.334	1'54.648P	262,1	16:01'59.552
21	25.488	15.054	30.636	31.393	1'42.571	267,8	16:03'42.123
22	25.149	<b>14.960</b>	30.494	<b>31.322</b>	<b>1'41.925</b>	271,1	16:05'24.048
23	25.373	15.062	30.601	31.324	1'42.360	270,4	16:07'06.408
24	<b>25.140</b>	15.009	30.674	31.588	1'42.411	268,5	16:08'48.819

16	25.339	14.935	30.483	<b>31.415</b>	<b>1'42.172</b>	269,8	16:05'44.664
17	29.009	15.255	30.802	32.259	1'47.325	271,1	16:07'31.989
18	25.566	15.055	30.601	31.690	1'42.912	270,4	16:09'14.901

18° 46 T. BRIDEWELL (1'42.016)							
Lap	Seg.1	Seg.2	Seg.3	Seg.4	Lap Time	km/h	Local Time
1							14:59'58.021
2	44.268	17.312	33.387	32.637	2'07.604P	210,4	15:02'05.625
3	26.166	16.555	32.835	32.155	1'47.711	192,8	15:03'53.336
4	25.543	14.929	31.228	31.654	1'43.354	273,8	15:05'36.690
5	25.541	14.886	30.919	31.584	1'42.930	274,5	15:07'19.620
6	25.574	14.929	31.200	12'21.330	13'33.033P	274,5	15:20'52.653
7	34.655	15.076	31.562	31.937	1'53.230P	273,1	15:22'45.883
8	25.658	14.875	31.003	31.705	1'43.241	273,1	15:24'29.124
9	25.371	14.890	30.823	31.513	1'42.597	273,8	15:26'11.721
10	25.384	14.925	30.814	31.415	1'42.538	273,8	15:27'54.259
11	26.099	15.312	31.637	10'58.365	12'11.413P	267,2	15:40'05.672
12	39.803	18.541	33.927	32.321	2'04.592CP	162,1	15:42'10.264
13	26.574	15.628	32.111	16'41.896	17'56.209P	269,8	16:00'06.473
14	33.371	15.255	31.385	34.273	1'54.284P	271,1	16:02'00.757
15	25.456	14.909	30.906	31.335	1'42.606	273,8	16:03'43.363
16	25.275	14.893	<b>30.605</b>	<b>31.243</b>	<b>1'42.016</b>	275,1	16:05'25.379

19° 23 R. KIYONARI (1'42.172)							
Lap	Seg.1	Seg.2	Seg.3	Seg.4	Lap Time	km/h	Local Time
1							15:00'11.516
2	37.339	15.631	32.000	32.436	1'57.406P	265,9	15:02'08.922
3	25.611	<b>14.848</b>	30.713	31.646	1'42.818	<b>272,4</b>	15:03'51.740
4	25.589	14.899	30.533	31.695	1'42.716	270,4	15:05'34.456
5	25.678	15.081	34.896	7'27.859	8'43.514P	269,1	15:14'17.970
6	35.706	15.393	31.227	31.941	1'54.267P	266,5	15:16'12.237
7	25.603	14.940	30.527	31.603	1'42.673	270,4	15:17'54.910
8	26.684	15.455	31.450	5'00.002	6'13.591P	265,3	15:24'08.501
9	38.235	15.428	31.344	31.870	1'56.877P	265,3	15:26'05.378
10	25.551	15.083	30.446	31.762	1'42.842	267,8	15:27'48.220
11	25.939	15.441	31.245	6'04.515	7'17.140P	267,2	15:35'05.360
12	43.385	15.751	31.753	32.797	2'03.686P	259,1	15:37'09.046
13	26.269	15.413	31.019	22'01.405	23'14.106P	264,6	16:00'23.152
14	38.833	15.422	30.984	31.826	1'57.065P	265,3	16:02'20.217
15	<b>25.295</b>	15.000	<b>30.435</b>	31.545	1'42.275	264,0	16:04'02.492

07/06/2019 P = Pits In/Out - C = Lap Time Cancelled

These data/results cannot be reproduced, stored and/or transmitted in whole or in part by any manner of electronic, mechanical, photocopying, recording, broadcasting or otherwise now known or herein after developed without the previous express consent by the copyright owner, except for reproduction in daily press and regular printed publications on sale to the public within 60 days of the event related to those data/results and always provided that copyright symbol appears together as follows below.

© DORNA WSBK ORGANIZATION Srl 2019

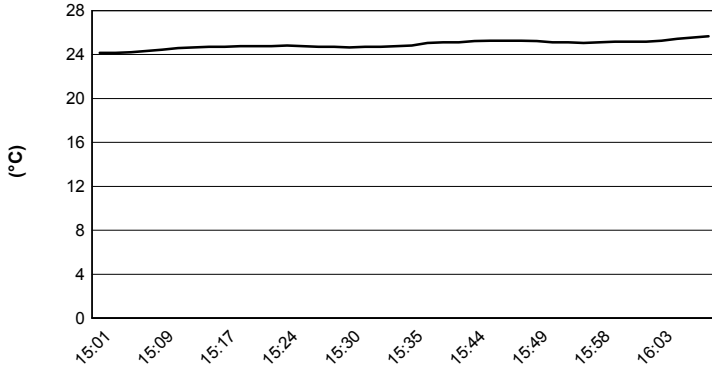




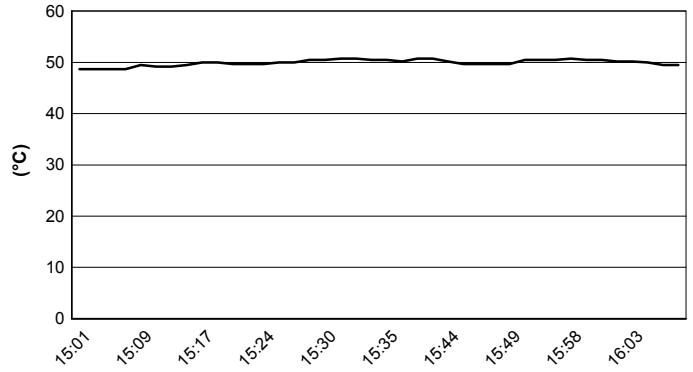
Jerez 4.423 m

**Acerbis Spanish Round, 7-9 June 2019**  
**Weather Report Free Practice 2nd Session**  
Session started 15:00 - Session ended 16:10

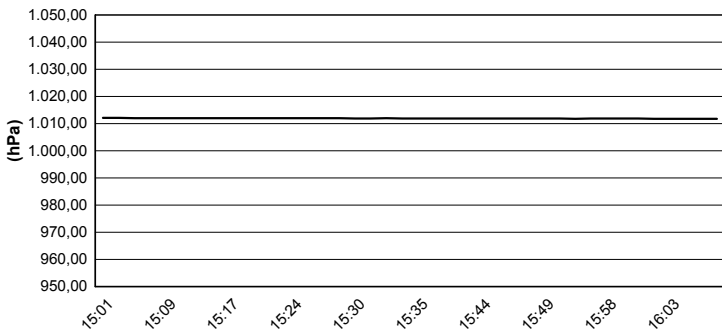
### Air Temperature



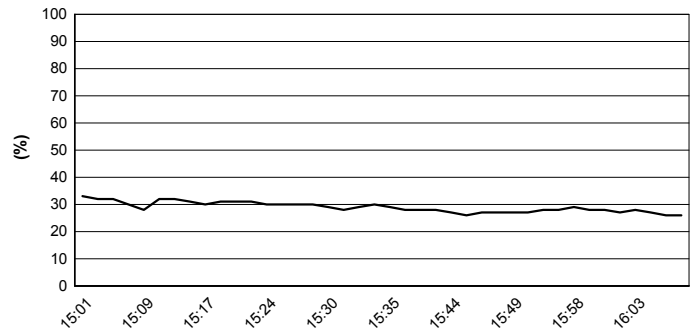
### Track Temperature



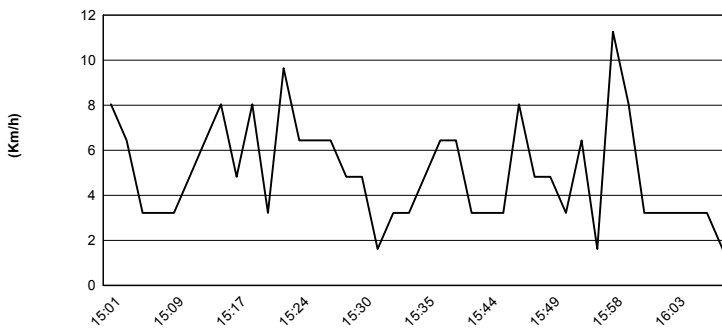
### Air Pressure



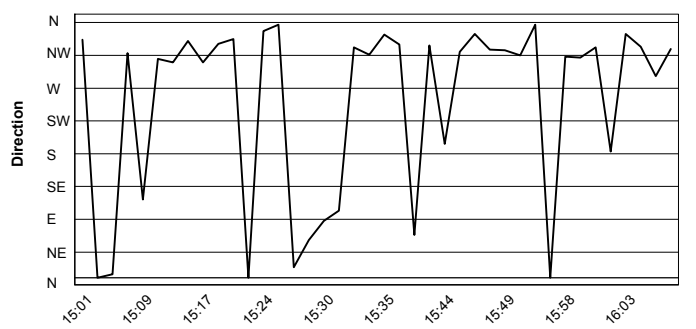
### Humidity



### Wind Speed



### Wind Direction



07/06/2019

These data/results cannot be reproduced, stored and/or transmitted in whole or in part by any manner of electronic, mechanical, photocopying, recording, broadcasting or otherwise now known or herein after developed without the previous express consent by the copyright owner, except for reproduction in daily press and regular printed publications on sale to the public within 60 days of the event related to those data/results and always provided that copyright symbol appears together as follows below.

© DORNA WSBK ORGANIZATION Srl 2019





Jerez 4.423 m

## Acerbis Spanish Round, 7-9 June 2019 Best Laps & Speeds

No.	Rider Bike	Nat	Best Lap		FP1		FP2											
			LL	SPD	LL	SPD	LL	SPD										
1	<b>19 A. BAUTISTA</b> Ducati Panigale V4 R	ESP	<b>1'39.428</b> 45 283,5		1'39.875 20 281,4		<b>1'39.428</b> 25 <b>283,5</b>											
2	<b>60 M. VAN DER MARK</b> Yamaha YZF R1	NED	<b>1'39.654</b> 43 277,2		<b>1'39.654</b> 20 273,7		1'39.695 23 <b>277,2</b>											
3	<b>1 J. REA</b> Kawasaki ZX-10RR	GBR	<b>1'39.732</b> 42 276,5		1'40.290 18 274,4		<b>1'39.732</b> 24 <b>276,5</b>											
4	<b>22 A. LOWES</b> Yamaha YZF R1	GBR	<b>1'39.839</b> 41 275,1		<b>1'39.839</b> 17 274,4		1'40.192 24 <b>275,1</b>											
5	<b>66 T. SYKES</b> BMW S1000 RR	GBR	<b>1'39.934</b> 38 273,1		1'40.438 17 272,4		<b>1'39.934</b> 21 <b>273,1</b>											
6	<b>33 M. MELANDRI</b> Yamaha YZF R1	ITA	<b>1'40.030</b> 30 274,4		<b>1'40.030</b> 19 <b>274,4</b>		1'40.365 11 <b>274,4</b>											
7	<b>11 S. CORTESE</b> Yamaha YZF R1	GER	<b>1'40.057</b> 33 273,7		1'40.684 17 <b>273,7</b>		<b>1'40.057</b> 16 272,4											
8	<b>21 M. RINALDI</b> Ducati Panigale V4 R	ITA	<b>1'40.290</b> 36 278,5		<b>1'40.290</b> 15 277,9		1'40.419 21 <b>278,5</b>											
9	<b>91 L. HASLAM</b> Kawasaki ZX-10RR	GBR	<b>1'40.339</b> 39 279,3		<b>1'40.339</b> 19 276,5		1'40.562 20 <b>279,3</b>											
10	<b>54 T. RAZGATLIOGLU</b> Kawasaki ZX-10RR	TUR	<b>1'40.404</b> 37 276,5		<b>1'40.404</b> 17 275,8		1'40.616 20 <b>276,5</b>											
11	<b>7 C. DAVIES</b> Ducati Panigale V4 R	GBR	<b>1'40.637</b> 39 278,5		1'40.925 17 277,9		<b>1'40.637</b> 22 <b>278,5</b>											
12	<b>81 J. TORRES</b> Kawasaki ZX-10RR	ESP	<b>1'40.742</b> 29 269,7		1'41.266 13 <b>269,7</b>		<b>1'40.742</b> 16 267,8											
13	<b>76 L. BAZ</b> Yamaha YZF R1	FRA	<b>1'40.855</b> 31 273,7		1'40.957 19 269,1		<b>1'40.855</b> 12 <b>273,7</b>											
14	<b>36 L. MERCADO</b> Kawasaki ZX-10RR	ARG	<b>1'40.918</b> 25 271,1		1'42.341 6 266,5		<b>1'40.918</b> 19 <b>271,1</b>											
15	<b>28 M. REITERBERGER</b> BMW S1000 RR	GER	<b>1'41.042</b> 20 273,1				<b>1'41.042</b> 20 <b>273,1</b>											
16	<b>52 A. DELBIANCO</b> Honda CBR1000RR	ITA	<b>1'41.728</b> 33 276,5		1'44.062 14 267,8		<b>1'41.728</b> 19 <b>276,5</b>											
17	<b>72 Y. TAKAHASHI</b> Honda CBR1000RR	JPN	<b>1'41.925</b> 42 272,4		1'42.666 19 <b>272,4</b>		<b>1'41.925</b> 23 271,7											
18	<b>46 T. BRIDEWELL</b> Ducati Panigale V4 R	GBR	<b>1'42.016</b> 24 275,8		1'43.048 9 273,7		<b>1'42.016</b> 15 <b>275,8</b>											
19	<b>23 R. KIYONARI</b> Honda CBR1000RR	JPN	<b>1'42.172</b> 35 272,4		1'42.718 18 <b>272,4</b>		<b>1'42.172</b> 17 <b>272,4</b>											

07/06/2019

These data/results cannot be reproduced, stored and/or transmitted in whole or in part by any manner of electronic, mechanical, photocopying, recording, broadcasting or otherwise now known or herein after developed without the previous express consent by the copyright owner, except for reproduction in daily press and regular printed publications on sale to the public within 60 days of the event related to those data/results and always provided that copyright symbol appears together as follows below.

© DORNA WSBK ORGANIZATION Srl 2019

FIGR PERUGIA TIMING



Official Tyre Supplier



Official Timekeeper