

Acerbis Spanish Round, 7-9 June 2019

Free Practices Combined Results after FP2

No.	Rider	Nat	Team	Bike	Class	FP1	FP2	FP3	Time	Gap	Rel.	Avg	LL
1	64 F. CARICASULO	ITA	BARDAHL Evan Bros. WorldSSP Team	Yamaha YZF R6		1'41.970	1'41.948		1'41.948			156,186	32
2	21 R. KRUMMENACHER	SUI	BARDAHL Evan Bros. WorldSSP Team	Yamaha YZF R6		1'41.996	1'42.260		1'41.996	0.048	0.048	156,112	34
3	16 J. CLUZEL	FRA	GMT94 YAMAHA	Yamaha YZF R6		1'43.350	1'42.942		1'42.942	0.994	0.946	154,677	33
4	3 R. DE ROSA	ITA	MV AGUSTA Reparto Corse	MV Agusta F3 675		1'43.465	1'43.136		1'43.136	1.188	0.194	154,386	36
5	44 L. MAHIAS	FRA	Kawasaki Puccetti Racing	Kawasaki ZX-6R		1'43.142	1'43.560		1'43.142	1.194	0.006	154,377	36
6	36 T. GRADINGER	AUT	Kallio Racing	Yamaha YZF R6		1'43.162	1'43.269		1'43.162	1.214	0.020	154,348	32
7	78 H. OKUBO	JPN	Kawasaki Puccetti Racing	Kawasaki ZX-6R		1'43.603	1'43.201		1'43.201	1.253	0.039	154,289	37
8	32 I. VINALES	ESP	Kallio Racing	Yamaha YZF R6		1'43.919	1'43.242		1'43.242	1.294	0.041	154,228	35
9	11 K. SMITH	GBR	Team Pedercini Racing	Kawasaki ZX-6R	ESS	1'43.588	1'44.344		1'43.588	1.640	0.346	153,713	31
10	86 A. BADOVINI	ITA	Team Pedercini Racing	Kawasaki ZX-6R		1'44.201	1'43.925		1'43.925	1.977	0.337	153,214	35
11	56 P. SEBESTYEN	HUN	CIA Landlord Insurance Honda	Honda CBR600RR		1'44.657	1'44.002		1'44.002	2.054	0.077	153,101	34
12	39 B. QUERO MARTINEZ	ESP	EMPERADOR Racing Team	Yamaha YZF R6		1'44.242	1'44.412		1'44.242	2.294	0.240	152,748	35
13	94 C. PEROLARI	FRA	GMT94 YAMAHA	Yamaha YZF R6		1'44.600	1'44.384		1'44.384	2.436	0.142	152,541	17
14	95 J. DANILO	FRA	CIA Landlord Insurance Honda	Honda CBR600RR		1'44.948	1'44.600		1'44.600	2.652	0.216	152,226	36
15	38 H. SOOMER	EST	MPM WILSport Racedays	Honda CBR600RR		1'45.113	1'44.829		1'44.829	2.881	0.229	151,893	28
16	22 F. FULIGNI	ITA	MV AGUSTA Reparto Corse	MV Agusta F3 675		1'45.153	1'45.053		1'45.053	3.105	0.224	151,569	34
17	84 L. CRESSON	BEL	Kallio Racing	Yamaha YZF R6		1'45.082	1'45.320		1'45.082	3.134	0.029	151,527	34
18	30 G. VAN STRAALLEN	NED	EAB Racing Team	Kawasaki ZX-6R		1'45.710	1'45.195		1'45.195	3.247	0.113	151,365	26
19	10 N. CALERO	ESP	Orelac Racing VerdNatura	Kawasaki ZX-6R		1'45.317	1'45.315		1'45.315	3.367	0.120	151,192	31
20	47 R. HARTOG	NED	Team Hartog - Against Cancer	Kawasaki ZX-6R		1'45.665	1'45.723		1'45.665	3.717	0.350	150,691	38
21	23 L. ARBEL	FRA	EMPERADOR Racing Team	Yamaha YZF R6		1'46.062	1'45.788		1'45.788	3.840	0.123	150,516	34
22	65 M. CANDUCCI	ITA	DK MOTORSPORT	Yamaha YZF R6	ESS	1'46.472	1'45.924		1'45.924	3.976	0.136	150,323	36
23	6 M. HERRERA	ESP	MS Racing	Yamaha YZF R6		1'46.001	1'45.962		1'45.962	4.014	0.038	150,269	28
24	4 C. STANGE	GER	GEMAR - Ciociaria Corse WorldSSP Team	Honda CBR600RR		1'46.638	1'47.182		1'46.638	4.690	0.676	149,316	31
25	74 J. VAN SIKKELERUS	NED	MPM WILSport Racedays	Honda CBR600RR		1'47.174	1'46.980		1'46.980	5.032	0.342	148,839	31
26	40 A. GYORFI	HUN	Team Toth	Yamaha YZF R6		1'49.443	1'47.766		1'47.766	5.818	0.786	147,753	37
27	53 G. SCONZA	ITA	GEMAR - Ciociaria Corse WorldSSP Team	Honda CBR600RR		1'49.564	1'48.176		1'48.176	6.228	0.410	147,193	39
28	67 G. MATERN	FRA	Flembbo Leader Team	Kawasaki ZX-6R	ESS	1'52.745	1'50.302		1'50.302	8.354	2.126	144,356	37

07/06/2019

These data/results cannot be reproduced, stored and/or transmitted in whole or in part by any manner of electronic, mechanical, photocopying, recording, broadcasting or otherwise now known or herein after developed without the previous express consent by the copyright owner, except for reproduction in daily press and regular printed publications on sale to the public within 60 days of the event related to those data/results and always provided that copyright symbol appears together as follows below.

© DORNA WSBK ORGANIZATION Srl 2019

FICR PERUGIA TIMING



Official Tyre Supplier



Official Timekeeper



Acerbis Spanish Round, 7-9 June 2019

Results Free Practice 2nd Session

Jerez 4.423 m

1 / 2

No.	Rider	Nat	Team	Bike	Class	Time	Gap	Rel.	Laps	Speed	
										Avg	Max
1	64 F. CARICASULO	ITA	BARDAHL Evan Bros. WorldSSP Team	Yamaha YZF R6		1'41.948			16	156,186	246,4
2	21 R. KRUMMENACHER	SUI	BARDAHL Evan Bros. WorldSSP Team	Yamaha YZF R6		1'42.260	0.312	0.312	18	155,709	244,8
3	16 J. CLUZEL	FRA	GMT94 YAMAHA	Yamaha YZF R6		1'42.942	0.994	0.682	17	154,677	247,5
4	3 R. DE ROSA	ITA	MV AGUSTA Reparto Corse	MV Agusta F3 675		1'43.136	1.188	0.194	18	154,386	245,9
5	78 H. OKUBO	JPN	Kawasaki Puccetti Racing	Kawasaki ZX-6R		1'43.201	1.253	0.065	21	154,289	245,9
6	32 I. VINALES	ESP	Kallio Racing	Yamaha YZF R6		1'43.242	1.294	0.041	17	154,228	242,1
7	36 T. GRADINGER	AUT	Kallio Racing	Yamaha YZF R6		1'43.269	1.321	0.027	16	154,188	244,8
8	44 L. MAHIAS	FRA	Kawasaki Puccetti Racing	Kawasaki ZX-6R		1'43.560	1.612	0.291	18	153,754	241,6
9	86 A. BADOVINI	ITA	Team Pedercini Racing	Kawasaki ZX-6R		1'43.925	1.977	0.365	17	153,214	240,5
10	56 P. SEBESTYEN	HUN	CIA Landlord Insurance Honda	Honda CBR600RR		1'44.002	2.054	0.077	18	153,101	243,7
11	11 K. SMITH	GBR	Team Pedercini Racing	Kawasaki ZX-6R	ESS	1'44.344	2.396	0.342	15	152,599	244,8
12	94 C. PEROLARI	FRA	GMT94 YAMAHA	Yamaha YZF R6		1'44.384	2.436	0.040	6	152,541	243,7
13	39 B. QUERO MARTINEZ	ESP	EMPERADOR Racing Team	Yamaha YZF R6		1'44.412	2.464	0.028	17	152,500	239,5
14	95 J. DANILO	FRA	CIA Landlord Insurance Honda	Honda CBR600RR		1'44.600	2.652	0.188	17	152,226	243,2
15	38 H. SOOMER	EST	MPM WILSport Racedays	Honda CBR600RR		1'44.829	2.881	0.229	17	151,893	241,0
16	22 F. FULIGNI	ITA	MV AGUSTA Reparto Corse	MV Agusta F3 675		1'45.053	3.105	0.224	15	151,569	246,4
17	30 G. VAN STRAALEN	NED	EAB Racing Team	Kawasaki ZX-6R		1'45.195	3.247	0.142	9	151,365	238,5
18	10 N. CALERO	ESP	Orelac Racing VerdNatura	Kawasaki ZX-6R		1'45.315	3.367	0.120	14	151,192	241,0
19	84 L. CRESSON	BEL	Kallio Racing	Yamaha YZF R6		1'45.320	3.372	0.005	16	151,185	243,7
20	47 R. HARTOG	NED	Team Hartog - Against Cancer	Kawasaki ZX-6R		1'45.723	3.775	0.403	19	150,609	238,5
21	23 L. ARBEL	FRA	EMPERADOR Racing Team	Yamaha YZF R6		1'45.788	3.840	0.065	17	150,516	235,4
22	65 M. CANDUCCI	ITA	DK MOTORSPORT	Yamaha YZF R6	ESS	1'45.924	3.976	0.136	19	150,323	235,9
23	6 M. HERRERA	ESP	MS Racing	Yamaha YZF R6		1'45.962	4.014	0.038	9	150,269	242,1
24	74 J. VAN SIKKELERUS	NED	MPM WILSport Racedays	Honda CBR600RR		1'46.980	5.032	1.018	13	148,839	240,0
25	4 C. STANGE	GER	GEMAR - Ciociaria Corse WorldSSP Team	Honda CBR600RR		1'47.182	5.234	0.202	13	148,559	236,4
26	40 A. GYORFI	HUN	Team Toth	Yamaha YZF R6		1'47.766	5.818	0.584	19	147,753	233,9
27	53 G. SCONZA	ITA	GEMAR - Ciociaria Corse WorldSSP Team	Honda CBR600RR		1'48.176	6.228	0.410	20	147,193	238,5
----- Out 107% in this Session -----											
28	67 G. MATERN	FRA	Flembo Leader Team	Kawasaki ZX-6R	ESS	1'50.302	8.354	2.126	19	144,356	227,2

Qualifying Lap Time (107% of 1'41.948): 1'49.085

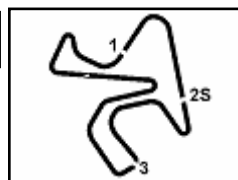
AIR	Humidity:	25%	Temp:	25°C
TRACK	Condition:	Dry	Temp:	50°C

Records	Pole (SP2)	2016	K.Sofuoglu	1'42.969	154,640	Km/h
	Race (RC)	2017	F.Caricasulo	1'43.922	153,220	Km/h
	All Times (FP1)	2019	F.Caricasulo	1'41.970	156,150	Km/h

Start 07/06/2019 16:15 End 17:14 The results are provisional until the end of the time limit for protests and appeals and the completion of the technical checks.

These data/results cannot be reproduced, stored and/or transmitted in whole or in part by any manner of electronic, mechanical, photocopying, recording, broadcasting or otherwise now known or herein after developed without the previous express consent by the copyright owner, except for reproduction in daily press and regular printed publications on sale to the public within 60 days of the event related to those data/results and always provided that copyright symbol appears together as follows below.

© DORNA WSBK ORGANIZATION Srl 2019



Acerbis Spanish Round, 7-9 June 2019

Results Free Practice 2nd Session

Session Highlights

Local Time	No. Rider	Description
16.15.00		Start
16.17.08	30 G. VAN STRAALEN	Crashed - Turn 12
16.17.12		RED FLAG
16.30.00		Session Restart
16.34.08	6 M. HERRERA	Technical Problem - Turn 1
16.36.10		WorldSSP Pit Intervention Time: 1min 11secs
16.41.46	40 A. GYORFI	On Asphalt - Re-Joined - Turn 1
16.52.09	44 L. MAHIAS	Crashed - Turn 2
16.52.41	44 L. MAHIAS	Re-joined
16.54.55	16 J. CLUZEL	On Asphalt - Re-Joined - Turn 6
16.55.11	47 R. HARTOG	On Asphalt - Re-Joined - Turn 6
16.55.33	6 M. HERRERA	Technical Problem - Turn 6
17.10.28	4 C. STANGE	Technical Problem - Turn 1
17.12.32	78 H. OKUBO	Lap Cancelled (1'43.476) - Exceeded Track Limits - Turn 12
17.14.55		End Of Session

Fastest Laps Sequence

No.	Rider	Nat	Team	Bike	Local Time	Time	Gap	Avg
64	F. CARICASULO	ITA	BARDAHL Evan Bros. WorldSSP Team	Yamaha YZF R6	16:33'34.518	1'43.601		153,693
21	R. KRUMMENACHER	SUI	BARDAHL Evan Bros. WorldSSP Team	Yamaha YZF R6	16:34'05.333	1'43.145	-0.456	154,373
64	F. CARICASULO	ITA	BARDAHL Evan Bros. WorldSSP Team	Yamaha YZF R6	16:35'17.517	1'42.999	-0.146	154,592
21	R. KRUMMENACHER	SUI	BARDAHL Evan Bros. WorldSSP Team	Yamaha YZF R6	16:42'42.429	1'42.712	-0.287	155,024
21	R. KRUMMENACHER	SUI	BARDAHL Evan Bros. WorldSSP Team	Yamaha YZF R6	17:07'31.278	1'42.260	-0.452	155,709
64	F. CARICASULO	ITA	BARDAHL Evan Bros. WorldSSP Team	Yamaha YZF R6	17:11'24.817	1'41.948	-0.312	156,186

Start 07/06/2019 16:15 End 17:14 The results are provisional until the end of the time limit for protests and appeals and the completion of the technical checks.

These data/results cannot be reproduced, stored and/or transmitted in whole or in part by any manner of electronic, mechanical, photocopying, recording, broadcasting or otherwise now known or herein after developed without the previous express consent by the copyright owner, except for reproduction in daily press and regular printed publications on sale to the public within 60 days of the event related to those data/results and always provided that copyright symbol appears together as follows below.

© DORNA WSBK ORGANIZATION Srl 2019



Acerbis Spanish Round, 7-9 June 2019 Best Sectors & Speed Free Practice 2nd Session

BEST LAP			
1	64 F. CARICASULO	Yamaha YZF R6	1'41.948
2	21 R. KRUMMENACHER	Yamaha YZF R6	1'42.260
3	16 J. CLUZEL	Yamaha YZF R6	1'42.942
4	3 R. DE ROSA	MV Agusta F3 675	1'43.136
5	78 H. OKUBO	Kawasaki ZX-6R	1'43.201
6	32 I. VINALES	Yamaha YZF R6	1'43.242
7	36 T. GRADINGER	Yamaha YZF R6	1'43.269
8	44 L. MAHIAS	Kawasaki ZX-6R	1'43.560
9	86 A. BADOVINI	Kawasaki ZX-6R	1'43.925
10	56 P. SEBESTYEN	Honda CBR600RR	1'44.002
11	11 K. SMITH	Kawasaki ZX-6R	1'44.344
12	94 C. PEROLARI	Yamaha YZF R6	1'44.384
13	39 B. QUERO MARTINEZ	Yamaha YZF R6	1'44.412
14	95 J. DANILO	Honda CBR600RR	1'44.600
15	38 H. SOOMER	Honda CBR600RR	1'44.829
16	22 F. FULIGNI	MV Agusta F3 675	1'45.053
17	30 G. VAN STRAALEN	Kawasaki ZX-6R	1'45.195
18	10 N. CALERO	Kawasaki ZX-6R	1'45.315
19	84 L. CRESSON	Yamaha YZF R6	1'45.320
20	47 R. HARTOG	Kawasaki ZX-6R	1'45.723
21	23 L. ARBEL	Yamaha YZF R6	1'45.788
22	65 M. CANDUCCI	Yamaha YZF R6	1'45.924
23	6 M. HERRERA	Yamaha YZF R6	1'45.962
24	74 J. VAN SIKKELERUS	Honda CBR600RR	1'46.980
25	4 C. STANGE	Honda CBR600RR	1'47.182
26	40 A. GYORFI	Yamaha YZF R6	1'47.766
27	53 G. SCONZA	Honda CBR600RR	1'48.176
28	67 G. MATERN	Kawasaki ZX-6R	1'50.302

SPEED			
1	16 J. CLUZEL	Yamaha YZF R6	247,5
2	22 F. FULIGNI	MV Agusta F3 675	246,4
3	64 F. CARICASULO	Yamaha YZF R6	246,4
4	78 H. OKUBO	Kawasaki ZX-6R	245,9
5	3 R. DE ROSA	MV Agusta F3 675	245,9
6	11 K. SMITH	Kawasaki ZX-6R	244,8
7	36 T. GRADINGER	Yamaha YZF R6	244,8
8	21 R. KRUMMENACHER	Yamaha YZF R6	244,8
9	94 C. PEROLARI	Yamaha YZF R6	243,7
10	56 P. SEBESTYEN	Honda CBR600RR	243,7
11	84 L. CRESSON	Yamaha YZF R6	243,7
12	95 J. DANILO	Honda CBR600RR	243,2
13	32 I. VINALES	Yamaha YZF R6	242,1
14	6 M. HERRERA	Yamaha YZF R6	242,1
15	44 L. MAHIAS	Kawasaki ZX-6R	241,6
16	10 N. CALERO	Kawasaki ZX-6R	241,0
17	38 H. SOOMER	Honda CBR600RR	241,0
18	86 A. BADOVINI	Kawasaki ZX-6R	240,5
19	74 J. VAN SIKKELERUS	Honda CBR600RR	240,0
20	39 B. QUERO MARTINEZ	Yamaha YZF R6	239,5
21	53 G. SCONZA	Honda CBR600RR	238,5
22	47 R. HARTOG	Kawasaki ZX-6R	238,5
23	30 G. VAN STRAALEN	Kawasaki ZX-6R	238,5
24	4 C. STANGE	Honda CBR600RR	236,4
25	65 M. CANDUCCI	Yamaha YZF R6	235,9
26	23 L. ARBEL	Yamaha YZF R6	235,4
27	40 A. GYORFI	Yamaha YZF R6	233,9
28	67 G. MATERN	Kawasaki ZX-6R	227,2

SEG. 1			
1	64 F. CARICASULO	25.115	
2	21 R. KRUMMENACHER	25.188	
3	32 I. VINALES	25.331	
4	16 J. CLUZEL	25.360	
5	78 H. OKUBO	25.381	
6	44 L. MAHIAS	25.391	
7	56 P. SEBESTYEN	25.438	
8	36 T. GRADINGER	25.444	
9	3 R. DE ROSA	25.447	
10	86 A. BADOVINI	25.502	
11	39 B. QUERO MARTINEZ	25.652	
12	95 J. DANILO	25.686	
13	11 K. SMITH	25.692	
14	22 F. FULIGNI	25.749	
15	38 H. SOOMER	25.780	
16	94 C. PEROLARI	25.813	
17	84 L. CRESSON	25.861	
18	10 N. CALERO	25.957	
19	30 G. VAN STRAALEN	25.964	
20	47 R. HARTOG	25.965	
21	23 L. ARBEL	25.985	
22	65 M. CANDUCCI	26.152	
23	6 M. HERRERA	26.193	
24	74 J. VAN SIKKELERUS	26.286	
25	4 C. STANGE	26.308	
26	53 G. SCONZA	26.586	
27	40 A. GYORFI	26.606	
28	67 G. MATERN	27.243	

SEG. 2			
1	16 J. CLUZEL	15.280	
2	64 F. CARICASULO	15.282	
3	21 R. KRUMMENACHER	15.287	
4	3 R. DE ROSA	15.332	
5	36 T. GRADINGER	15.344	
6	78 H. OKUBO	15.362	
7	32 I. VINALES	15.384	
8	11 K. SMITH	15.422	
9	56 P. SEBESTYEN	15.434	
10	44 L. MAHIAS	15.446	
11	94 C. PEROLARI	15.479	
12	95 J. DANILO	15.482	
13	84 L. CRESSON	15.513	
14	38 H. SOOMER	15.555	
15	86 A. BADOVINI	15.564	
16	10 N. CALERO	15.578	
17	30 G. VAN STRAALEN	15.583	
18	39 B. QUERO MARTINEZ	15.600	
19	6 M. HERRERA	15.622	
20	47 R. HARTOG	15.638	
21	22 F. FULIGNI	15.665	
22	65 M. CANDUCCI	15.715	
23	23 L. ARBEL	15.729	
24	74 J. VAN SIKKELERUS	15.819	
25	4 C. STANGE	15.844	
26	40 A. GYORFI	15.914	
27	53 G. SCONZA	15.960	
28	67 G. MATERN	16.256	

SEG. 3			
1	64 F. CARICASULO	29.987	
2	21 R. KRUMMENACHER	30.104	
3	3 R. DE ROSA	30.477	
4	78 H. OKUBO	30.541	
5	44 L. MAHIAS	30.564	
6	16 J. CLUZEL	30.564	
7	32 I. VINALES	30.574	
8	36 T. GRADINGER	30.593	
9	86 A. BADOVINI	30.677	
10	39 B. QUERO MARTINEZ	30.719	
11	56 P. SEBESTYEN	30.816	
12	38 H. SOOMER	30.829	
13	95 J. DANILO	30.830	
14	94 C. PEROLARI	30.835	
15	11 K. SMITH	30.892	
16	22 F. FULIGNI	31.022	
17	10 N. CALERO	31.088	
18	47 R. HARTOG	31.128	
19	23 L. ARBEL	31.223	
20	84 L. CRESSON	31.251	
21	30 G. VAN STRAALEN	31.276	
22	65 M. CANDUCCI	31.355	
23	6 M. HERRERA	31.431	
24	4 C. STANGE	31.541	
25	74 J. VAN SIKKELERUS	31.731	
26	40 A. GYORFI	31.861	
27	53 G. SCONZA	32.011	
28	67 G. MATERN	32.711	

SEG. 4			
1	64 F. CARICASULO	31.522	
2	21 R. KRUMMENACHER	31.600	
3	16 J. CLUZEL	31.693	
4	36 T. GRADINGER	31.786	
5	3 R. DE ROSA	31.802	
6	78 H. OKUBO	31.803	
7	32 I. VINALES	31.875	
8	44 L. MAHIAS	31.937	
9	86 A. BADOVINI	32.001	
10	56 P. SEBESTYEN	32.058	
11	11 K. SMITH	32.093	
12	39 B. QUERO MARTINEZ	32.199	
13	94 C. PEROLARI	32.257	
14	30 G. VAN STRAALEN	32.264	
15	95 J. DANILO	32.299	
16	22 F. FULIGNI	32.320	
17	38 H. SOOMER	32.348	
18	10 N. CALERO	32.562	
19	84 L. CRESSON	32.565	
20	23 L. ARBEL	32.632	
21	65 M. CANDUCCI	32.664	
22	6 M. HERRERA	32.706	
23	47 R. HARTOG	32.927	
24	74 J. VAN SIKKELERUS	33.039	
25	4 C. STANGE	33.285	
26	40 A. GYORFI	33.385	
27	53 G. SCONZA	33.392	
28	67 G. MATERN	34.092	

07/06/2019

These data/results cannot be reproduced, stored and/or transmitted in whole or in part by any manner of electronic, mechanical, photocopying, recording, broadcasting or otherwise now known or herein after developed without the previous express consent by the copyright owner, except for reproduction in daily press and regular printed publications on sale to the public within 60 days of the event related to those data/results and always provided that copyright symbol appears together as follows below.

© DORNA WSBK ORGANIZATION Srl 2019

FICR PERUGIA TIMING



Official Tyre Supplier



Official Timekeeper



Jerez 4.423 m

Acerbis Spanish Round, 7-9 June 2019

Ideal Times Free Practice 2nd Session

No.	Rider	Nat	Bike	Seg. 1	Seg. 2	Seg. 3	Seg. 4	Ideal Time		
				Diff. 1	Diff. 2	Diff. 3	Diff. 4	Best Lap	Pos.	Diff.
1	64 F. CARICASULO	ITA	Yamaha YZF R6	25.115 +0.042	15.282	29.987	31.522	1'41.906 1'41.948	1	0.042
2	21 R. KRUMMENACHER	SUI	Yamaha YZF R6	25.188	15.287 +0.017	30.104 +0.064	31.600	1'42.179 1'42.260	2	0.081
3	16 J. CLUZEL	FRA	Yamaha YZF R6	25.360	15.280 +0.045	30.564	31.693	1'42.897 1'42.942	3	0.045
4	3 R. DE ROSA	ITA	MV Agusta F3 675	25.447	15.332 +0.058	30.477 +0.020	31.802	1'43.058 1'43.136	4	0.078
5	78 H. OKUBO	JPN	Kawasaki ZX-6R	25.381 +0.067	15.362 +0.002	30.541 +0.001	31.803 +0.044	1'43.087 1'43.201	5	0.114
6	32 I. VINALES	ESP	Yamaha YZF R6	25.331 +0.078	15.384	30.574	31.875	1'43.164 1'43.242	6	0.078
7	36 T. GRADINGER	AUT	Yamaha YZF R6	25.444	15.344 +0.068	30.593	31.786 +0.034	1'43.167 1'43.269	7	0.102
8	44 L. MAHIAS	FRA	Kawasaki ZX-6R	25.391	15.446	30.564 +0.076	31.937 +0.146	1'43.338 1'43.560	8	0.222
9	86 A. BADOVINI	ITA	Kawasaki ZX-6R	25.502 +0.063	15.564 +0.053	30.677 +0.065	32.001	1'43.744 1'43.925	9	0.181
10	56 P. SEBESTYEN	HUN	Honda CBR600RR	25.438 +0.256	15.434	30.816	32.058	1'43.746 1'44.002	10	0.256
11	11 K. SMITH	GBR	Kawasaki ZX-6R	25.692	15.422 +0.108	30.892 +0.137	32.093	1'44.099 1'44.344	11	0.245
12	39 B. QUERO MARTINEZ	ESP	Yamaha YZF R6	25.652 +0.010	15.600 +0.149	30.719 +0.009	32.199 +0.074	1'44.170 1'44.412	13	0.242
13	95 J. DANILO	FRA	Honda CBR600RR	25.686 +0.165	15.482	30.830	32.299 +0.138	1'44.297 1'44.600	14	0.303
14	94 C. PEROLARI	FRA	Yamaha YZF R6	25.813	15.479	30.835	32.257	1'44.384 1'44.384	12	
15	38 H. SOOMER	EST	Honda CBR600RR	25.780	15.555 +0.119	30.829 +0.067	32.348 +0.131	1'44.512 1'44.829	15	0.317
16	22 F. FULIGNI	ITA	MV Agusta F3 675	25.749 +0.169	15.665 +0.067	31.022 +0.061	32.320	1'44.756 1'45.053	16	0.297
17	30 G. VAN STRAALEN	NED	Kawasaki ZX-6R	25.964	15.583 +0.043	31.276 +0.065	32.264	1'45.087 1'45.195	17	0.108
18	10 N. CALERO	ESP	Kawasaki ZX-6R	25.957	15.578	31.088 +0.120	32.562 +0.010	1'45.185 1'45.315	18	0.130
19	84 L. CRESSON	BEL	Yamaha YZF R6	25.861	15.513 +0.050	31.251	32.565 +0.080	1'45.190 1'45.320	19	0.130
20	23 L. ARBEL	FRA	Yamaha YZF R6	25.985 +0.105	15.729 +0.050	31.223	32.632 +0.064	1'45.569 1'45.788	21	0.219
21	47 R. HARTOG	NED	Kawasaki ZX-6R	25.965	15.638 +0.065	31.128	32.927	1'45.658 1'45.723	20	0.065
22	65 M. CANDUCCI	ITA	Yamaha YZF R6	26.152	15.715	31.355	32.664 +0.038	1'45.886 1'45.924	22	0.038
23	6 M. HERRERA	ESP	Yamaha YZF R6	26.193	15.622 +0.010	31.431	32.706	1'45.952 1'45.962	23	0.010
24	74 J. VAN SIKKELERUS	NED	Honda CBR600RR	26.286 +0.003	15.819 +0.028	31.731 +0.016	33.039 +0.058	1'46.875 1'46.980	24	0.105
25	4 C. STANGE	GER	Honda CBR600RR	26.308 +0.097	15.844 +0.015	31.541	33.285 +0.092	1'46.978 1'47.182	25	0.204
26	40 A. GYORFI	HUN	Yamaha YZF R6	26.606	15.914	31.861	33.385	1'47.766 1'47.766	26	
27	53 G. SCONZA	ITA	Honda CBR600RR	26.586 +0.159	15.960	32.011 +0.017	33.392 +0.051	1'47.949 1'48.176	27	0.227
28	67 G. MATERN	FRA	Kawasaki ZX-6R	27.243	16.256	32.711	34.092	1'50.302 1'50.302	28	
Overall Ideal Time				25.115	15.280	29.987	31.522	1'41.904		

07/06/2019

These data/results cannot be reproduced, stored and/or transmitted in whole or in part by any manner of electronic, mechanical, photocopying, recording, broadcasting or otherwise now known or herein after developed without the previous express consent by the copyright owner, except for reproduction in daily press and regular printed publications on sale to the public within 60 days of the event related to those data/results and always provided that copyright symbol appears together as follows below.

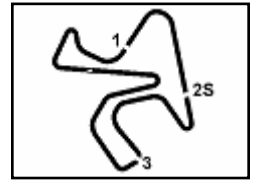
© DORNA WSBK ORGANIZATION Srl 2019

PIRELLI PERUGIA TIMING


Official Tyre Supplier



Official Timekeeper



Acerbis Spanish Round, 7-9 June 2019

Chronological Analysis Free Practice 2nd Session

1° 64 F. CARICASULO (1'41.948)							4° 3 R. DE ROSA (1'43.136)								
Lap	Seg.1	Seg.2	Seg.3	Seg.4	Lap Time	km/h	Local Time	Lap	Seg.1	Seg.2	Seg.3	Seg.4	Lap Time	km/h	Local Time
1							16:16'29.872	1							16:15'15.342
2	38.809	17.333	41.018	11'36.124	13'13.284P	190,8	16:29'43.156	2	51.611	17.504	33.095	34.791	2'17.001CP	199,8	16:17'32.343
3	49.077	15.607	30.721	32.356	2'07.761P	242,1	16:31'50.917	3	28.880	17.048	37.006	10'50.480	12'13.414P	222,7	16:29'45.757
4	25.400	15.516	30.667	32.018	1'43.601	242,1	16:33'34.518	4	47.285	15.745	30.891	32.359	2'06.280P	245,3	16:31'52.037
5	25.274	15.408	30.380	31.937	1'42.999	244,2	16:35'17.517	5	25.586	15.524	30.710	32.081	1'43.901	241,6	16:33'35.938
6	25.371	15.497	30.291	32.097	1'43.256	243,7	16:37'00.773	6	25.504	15.503	30.489	31.992	1'43.488	241,6	16:35'19.426
7	25.399	15.479	30.346	31.847	1'43.071	242,6	16:38'43.844	7	25.538	15.557	30.586	32.024	1'43.705	243,2	16:37'03.131
8	25.270	15.447	30.361	31.967	1'43.045	246,4	16:40'26.889	8	25.557	15.568	30.660	31.980	1'43.765	242,6	16:38'46.896
9	25.144	15.429	30.487	32.159	1'43.219	244,2	16:42'10.108	9	25.481	15.584	30.765	32.203	1'44.033	242,1	16:40'30.929
10	26.307	15.750	32.179	32.636	1'46.872	242,6	16:43'56.980	10	26.684	16.057	33.516	9'34.993	10'51.250P	234,4	16:51'22.179
11	25.431	15.693	30.384	17'25.421	18'36.929P	242,6	17:02'33.909	11	39.221	16.813	40.848	33.320	2'10.202P	225,4	16:53'32.381
12	35.549	15.544	30.849	32.286	1'54.228P	243,7	17:04'28.137	12	25.696	15.674	30.782	32.152	1'44.304	241,0	16:55'16.685
13	25.116	15.302	30.359	32.367	1'43.144	244,8	17:06'11.281	13	25.473	15.564	30.792	32.042	1'43.871	241,6	16:57'00.556
14	25.115	15.796	35.106	32.846	1'48.863	241,0	17:08'00.144	14	25.587	15.548	30.624	32.511	1'44.270	241,6	16:58'44.826
15	25.250	15.458	30.224	31.793	1'42.725	244,8	17:09'42.869	15	28.696	16.243	32.484	6'00.658	7'18.081P	233,9	17:06'02.907
16	25.157	15.282	29.987	31.522	1'41.948	246,4	17:11'24.817	16	36.005	15.722	33.458	32.863	1'58.048P	241,0	17:08'00.955
17	25.141	15.295	30.191	31.802	1'42.429	246,4	17:13'07.246	17	25.447	15.390	30.497	31.802	1'43.136	244,2	17:09'44.091
								18	25.590	15.502	30.505	31.860	1'43.457	243,2	17:11'27.548
								19	25.455	15.332	30.477	31.897	1'43.161	245,9	17:13'10.709

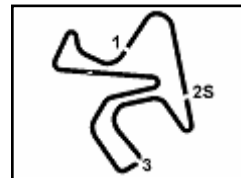
2° 21 R. KRUMMENACHER (1'42.260)							5° 78 H. OKUBO (1'43.201)								
Lap	Seg.1	Seg.2	Seg.3	Seg.4	Lap Time	km/h	Local Time	Lap	Seg.1	Seg.2	Seg.3	Seg.4	Lap Time	km/h	Local Time
1							16:15'34.073	1							16:15'28.326
2	34.842	15.813	30.759	33.745	1'55.159CP	240,0	16:17'29.232	2	41.198	15.648	31.379	34.139	2'02.364CP	242,1	16:17'30.690
3	30.587	18.145	37.001	11'29.188	12'54.921P	207,6	16:30'24.153	3	33.652	18.245	38.556	11'00.256	12'30.709P	227,2	16:30'01.399
4	36.921	15.965	32.837	32.312	1'58.035P	240,0	16:32'22.188	4	33.523	15.718	30.897	32.653	1'52.791P	243,7	16:31'54.190
5	25.452	15.483	30.429	31.781	1'43.145	241,0	16:34'05.333	5	25.469	15.614	31.205	32.902	1'45.190	245,9	16:33'39.380
6	25.665	15.785	30.786	32.028	1'44.264	241,0	16:35'49.597	6	25.381	15.416	30.678	31.945	1'43.420	242,6	16:35'22.800
7	25.415	15.431	30.780	32.172	1'43.798	242,1	16:37'33.395	7	25.628	15.483	30.824	32.148	1'44.083	241,6	16:37'06.883
8	25.434	15.487	30.446	31.840	1'43.207	241,6	16:39'16.602	8	27.440	17.280	34.261	5'47.899	7'06.880P	174,3	16:44'13.763
9	25.374	15.423	30.459	31.859	1'43.115	243,2	16:40'59.717	9	37.335	15.745	33.961	32.521	1'59.562P	236,9	16:46'13.325
10	25.278	15.420	30.312	31.702	1'42.712	244,2	16:42'42.429	10	25.629	15.556	30.825	32.157	1'44.167	237,9	16:47'57.492
11	28.330	15.838	31.840	6'29.495	7'45.503P	239,5	16:50'27.932	11	25.694	15.637	30.835	32.219	1'44.385	240,5	16:49'41.877
12	44.851	18.469	32.786	32.307	2'08.413P	231,0	16:52'36.345	12	25.763	15.537	30.704	32.150	1'44.154	241,6	16:51'26.031
13	25.575	15.458	30.450	10'05.066	11'16.549P	242,1	17:03'52.894	13	25.562	15.565	30.760	32.184	1'44.071	239,0	16:53'10.102
14	36.764	15.753	31.550	32.057	1'56.124P	240,0	17:05'49.018	14	25.722	15.677	30.905	32.313	1'44.617	237,9	16:54'54.719
15	25.188	15.304	30.168	31.600	1'42.260	243,2	17:07'31.278	15	25.745	15.594	33.297	32.613	1'47.249	241,0	16:56'41.968
16	25.269	15.321	30.104	31.688	1'42.382	243,2	17:09'13.660	16	25.687	15.589	30.952	32.211	1'44.439	242,6	16:58'26.407
17	25.380	15.287	30.249	31.736	1'42.652	243,7	17:10'56.312	17	27.619	16.453	33.237	5'00.986	6'18.295P	230,0	17:04'44.702
18	25.284	15.333	30.321	31.684	1'42.622	244,8	17:12'38.934	18	44.471	15.993	36.061	35.785	2'12.310P	239,0	17:06'57.012
19	25.313	15.406	30.317	31.822	1'42.858	244,2	17:14'21.792	19	25.540	15.474	30.653	31.803	1'43.470	237,4	17:08'40.482

3° 16 J. CLUZEL (1'42.942)							6° 32 I. VINALES (1'43.242)								
Lap	Seg.1	Seg.2	Seg.3	Seg.4	Lap Time	km/h	Local Time	Lap	Seg.1	Seg.2	Seg.3	Seg.4	Lap Time	km/h	Local Time
1							16:16'22.431	1							16:14'58.991
2	42.449	17.007	33.876	13'05.717	14'39.049P	221,8	16:31'01.480	2	38.208	16.151	31.948	40.188	2'06.495P	235,9	16:17'05.486
3	33.120	16.117	31.735	32.392	1'53.364P	238,5	16:32'54.844	3	25.828	15.636	32.212	11'38.833	12'52.509P	237,9	16:29'57.995
4	25.479	15.550	30.807	31.943	1'43.779	237,9	16:34'38.623	4	36.023	15.609	31.224	32.540	1'55.396P	242,1	16:31'53.391
5	25.549	15.505	32.752	32.551	1'46.357	243,2	16:36'24.980	5	26.062	15.523	30.690	32.237	1'44.512	240,0	16:33'37.903
6	25.554	15.457	30.810	31.918	1'43.739	244,8	16:38'08.719	6	25.833	15.685	35.978	33.962	1'51.458	236,9	16:35'29.361
7	25.590	15.492	30.661	31.995	1'43.738	243,7	16:39'52.457	7	25.632	15.447	30.830	32.179	1'44.088	241,6	16:37'13.449
8	25.485	15.451	30.633	31.906	1'43.475	243,7	16:41'35.932	8	26.240	15.908	31.094	8'30.782	9'44.024P	236,4	16:46'57.473
9	26.376	15.729	31.635	9'08.853	10'22.593P	243,2	16:51'58.525	9	34.897	16.060	31.311	32.655	1'54.923P	234,4	16:48'52.396
10	34.489	15.836	31.140	32.462	1'53.927P	239,0	16:53'52.452	10	31.612	15.896	31.144	32.366	1'51.018	234,9	16:50'43.414
11	25.626	15.613	37.606	32.955	1'51.800	242,6	16:55'44.252	11	26.556	15.648	30.967	32.291	1'45.462	237,9	16:52'28.876
12	25.568	15.512	31.236	6'17.467	7'29.783P	244,2	17:03'14.035	12	25.788	15.631	31.018	32.518	1'44.955	238,5	16:54'13.831
13	51.253	16.820	32.526	32.603	2'13.202P	225,4	17:05'27.237	13	26.011	16.407	32.857	9'13.074	10'28.349P	224,0	17:04'42.180
14	32.006	16.691	31.929	32.499	1'53.125	239,0	17:07'20.362	14	43.183	15.881	41.170	34.909	2'15.143P	236,4	17:06'57.323

07/06/2019 P = Pits In/Out - C = Lap Time Cancelled

These data/results cannot be reproduced, stored and/or transmitted in whole or in part by any manner of electronic, mechanical, photocopying, recording, broadcasting or otherwise now known or herein after developed without the previous express consent by the copyright owner, except for reproduction in daily press and regular printed publications on sale to the public within 60 days of the event related to those data/results and always provided that copyright symbol appears together as follows below.

© DORNA WSBK ORGANIZATION Srl 2019



Acerbis Spanish Round, 7-9 June 2019

Chronological Analysis Free Practice 2nd Session

15	25.517	15.476	30.698	32.067	1'43.758	235,9	17:08'41.081	15	25.797	15.585	30.807	32.004	1'44.193	236,9	17:08'13.732
16	25.409	15.384	30.574	31.875	1'43.242	240,5	17:10'24.323	16	25.637	15.584	30.677	32.194	1'44.092	237,9	17:09'57.824
17	25.331	15.409	30.608	31.946	1'43.294	240,0	17:12'07.617	17	25.565	15.617	30.742	32.001	1'43.925	235,4	17:11'41.749
18	26.015	15.496	30.632	32.207	1'44.350	240,0	17:13'51.967	18	25.502	15.564	30.968	32.238	1'44.272	234,9	17:13'26.021

7° 36 T. GRADINGER (1'43.269)								10° 56 P. SEBESTYEN (1'44.002)							
Lap	Seg.1	Seg.2	Seg.3	Seg.4	Lap Time	km/h	Local Time	Lap	Seg.1	Seg.2	Seg.3	Seg.4	Lap Time	km/h	Local Time
1							16:15'04.322	1							16:15'06.521
2	38.810	15.700	32.219	33.405	2'00.134P	239,5	16:17'04.456	2	40.669	16.382	31.793	33.513	2'02.357P	239,5	16:17'08.878
3	25.878	16.023	32.594	11'43.218	12'57.713P	222,7	16:30'02.169	3	26.066	15.722	33.040	11'34.871	12'49.699P	239,0	16:29'58.577
4	38.882	15.727	31.099	32.444	1'58.152P	240,0	16:32'00.321	4	36.881	15.771	31.588	32.769	1'57.009P	243,7	16:31'55.586
5	25.765	15.447	30.877	32.073	1'44.162	239,0	16:33'44.483	5	25.976	15.592	30.943	32.465	1'44.976	241,0	16:33'40.562
6	25.679	15.501	30.904	32.208	1'44.292	239,5	16:35'28.775	6	26.052	15.620	30.913	32.350	1'44.935	239,5	16:35'25.497
7	25.669	15.436	30.970	32.350	1'44.425	244,8	16:37'13.200	7	25.810	15.575	31.323	32.473	1'45.181	243,7	16:37'10.678
8	28.854	15.781	31.038	8'35.120	9'50.793P	238,5	16:47'03.993	8	25.789	15.615	31.436	8'18.284	9'31.124P	239,0	16:46'41.802
9	39.841	16.147	31.271	32.290	1'59.549P	232,0	16:49'03.542	9	37.587	15.777	31.272	32.546	1'57.182P	234,9	16:48'38.984
10	25.793	15.531	30.688	32.160	1'44.172	237,9	16:50'47.714	10	25.836	15.666	31.038	32.431	1'44.971	237,9	16:50'23.955
11	25.806	15.521	30.684	32.338	1'44.349	240,0	16:52'32.063	11	25.847	15.690	31.001	32.529	1'45.067	236,9	16:52'09.022
12	25.798	15.523	30.858	32.162	1'44.341	240,0	16:54'16.404	12	25.910	15.666	31.142	32.562	1'45.280	238,5	16:53'54.302
13	30.590	15.872	31.509	10'13.662	11'31.633P	239,0	17:05'48.037	13	25.743	15.636	31.045	32.354	1'44.778	239,0	16:55'39.080
14	39.722	16.928	31.851	32.580	2'01.081P	222,2	17:07'49.118	14	27.964	15.955	31.422	7'51.360	9'06.701P	235,9	17:04'45.781
15	25.479	15.470	30.839	32.019	1'43.807	237,4	17:09'32.925	15	43.705	16.421	36.064	35.847	2'12.037P	236,9	17:06'57.818
16	25.444	15.412	30.593	31.820	1'43.269	241,0	17:11'16.194	16	25.694	15.434	30.816	32.058	1'44.002	240,0	17:08'41.820
17	25.583	15.344	30.722	31.786	1'43.435	241,0	17:12'59.629	17	25.632	15.449	30.965	32.197	1'44.243	240,5	17:10'26.063
								18	25.438	15.458	30.907	32.207	1'44.010	239,5	17:12'10.073
								19	25.645	15.605	30.827	32.287	1'44.364	240,0	17:13'54.437

8° 44 L. MAHIAS (1'43.560)								11° 11 K. SMITH (1'44.344)							
Lap	Seg.1	Seg.2	Seg.3	Seg.4	Lap Time	km/h	Local Time	Lap	Seg.1	Seg.2	Seg.3	Seg.4	Lap Time	km/h	Local Time
1							16:16'32.894	1							16:16'23.166
2	36.090	17.111	36.785	12'44.942	14'14.928P	216,1	16:30'47.822	2	35.572	16.100	35.816	12'16.603	13'44.091P	235,4	16:30'07.257
3	31.813	15.828	30.973	32.521	1'51.135P	235,9	16:32'38.957	3	34.262	15.758	32.319	32.900	1'55.239P	244,8	16:32'02.496
4	25.563	15.464	30.637	31.937	1'43.601	238,5	16:34'22.558	4	26.013	15.560	31.366	32.453	1'45.392	242,1	16:33'47.888
5	25.738	15.729	30.701	32.098	1'44.266	238,5	16:36'06.824	5	25.708	15.581	31.023	32.424	1'44.736	241,0	16:35'32.624
6	25.592	15.563	30.750	32.017	1'43.922	240,5	16:37'50.746	6	26.623	15.826	31.298	6'55.312	8'09.059P	239,5	16:43'41.683
7	25.579	15.500	30.564	32.121	1'43.764	239,0	16:39'34.510	7	36.959	15.779	31.375	32.300	1'56.413P	236,9	16:45'38.096
8	25.606	15.504	30.622	32.024	1'43.756	240,5	16:41'18.266	8	25.842	15.530	31.157	32.321	1'44.850	239,5	16:47'22.946
9	26.631	15.493	30.766	31.974	1'44.864	239,5	16:43'03.130	9	25.692	15.530	31.029	32.093	1'44.344	240,5	16:49'07.290
10	25.391	15.446	30.640	32.083	1'43.732	240,0	16:46'30.422	10	26.158	15.701	31.513	9'07.296	10'20.668P	241,0	16:50'27.958
11	25.471	15.541	30.670	32.050	1'44.238	238,5	16:48'14.660	11	35.386	15.672	31.658	32.636	1'55.352P	241,0	16:51'23.310
12	25.680	15.564	30.751	32.243	1'44.138	239,5	16:49'58.798	12	25.839	15.435	31.091	32.257	1'44.622	241,0	17:03'07.932
13	25.611	15.720	30.840	31.967	1'44.073	241,0	16:51'42.871	13	26.026	15.660	31.491	3'46.141	4'59.318P	240,0	17:08'07.250
14	25.534	15.481	30.796	32.262	1'44.073	241,0	16:53'26.188	14	34.029	19.164	34.183	32.799	2'00.175P	187,6	17:10'07.425
15	1'22.200	18.439	35.295	10'27.383	12'43.317P	217,0	17:04'26.188	15	25.730	15.549	31.105	32.643	1'45.027	238,5	17:11'52.452
16	34.135	15.604	31.086	32.467	1'53.292P	240,0	17:06'19.480	16	25.719	15.422	30.892	34.111	1'46.144	240,0	17:13'38.596
17	25.520	15.512	31.090	32.927	1'45.049	240,0	17:08'04.529								
18	25.440	15.654	30.687	32.120	1'43.901	241,0	17:09'48.430								
19	25.552	15.517	31.065	32.282	1'44.416	241,6	17:11'32.846								

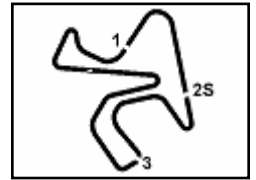
9° 86 A. BADOVINI (1'43.925)								12° 94 C. PEROLARI (1'44.384)							
Lap	Seg.1	Seg.2	Seg.3	Seg.4	Lap Time	km/h	Local Time	Lap	Seg.1	Seg.2	Seg.3	Seg.4	Lap Time	km/h	Local Time
1							16:15'36.950	1							16:15'07.255
2	33.664	15.942	31.992	33.997	1'55.595CP	239,0	16:17'32.545	2	40.013	16.000	31.741	33.515	2'01.269P	239,0	16:17'08.524
3	28.876	17.128	36.939	11'15.348	12'38.291P	210,0	16:30'10.836	3	25.874	15.560	33.472	11'31.497	12'46.403P	243,2	16:29'54.927
4	32.731	16.004	32.449	33.008	1'54.192P	240,5	16:32'05.028	4	38.597	15.786	31.371	32.413	1'58.167P	243,7	16:31'53.094
5	26.398	15.707	31.228	33.052	1'46.385	239,5	16:33'51.413	5	25.813	15.479	30.835	32.257	1'44.384	242,6	16:33'37.478
6	25.693	15.608	31.288	32.722	1'45.311	240,0	16:35'36.724	6	26.441	16.987	37.000	14'42.668	16'03.096P	214,5	16:49'40.574
7	25.781	15.654	31.067	12'25.807	13'38.309P	238,5	16:49'15.033	7	42.673	16.594	31.574	32.499	2'03.340P	220,9	16:51'43.914
8	34.954	15.981	31.535	32.665	1'55.135P	236,4	16:51'10.168								
9	25.792	15.589	31.170	32.336	1'44.887	239,0	16:52'55.055								
10	26.112	16.309	31.243	32.403	1'46.067	234,9	16:54'41.122								
11	25.818	15.691	30.988	32.143	1'44.640	236,4	16:56'25.762								
12	25.691	15.701	30.968	32.214	1'44.574	235,9	16:58'10.336								
13	26.714	15.866	32.024	5'07.469	6'22.073P	236,9	17:04'32.409								
14	34.210	16.554	33.294	33.072	1'57.130P	234,9	17:06'29.539								

07/06/2019 P = Pits In/Out - C = Lap Time Cancelled

These data/results cannot be reproduced, stored and/or transmitted in whole or in part by any manner of electronic, mechanical, photocopying, recording, broadcasting or otherwise now known or herein after developed without the previous express consent by the copyright owner, except for reproduction in daily press and regular printed publications on sale to the public within 60 days of the event related to those data/results and always provided that copyright symbol appears together as follows below.

© DORNA WSBK ORGANIZATION Srl 2019





Acerbis Spanish Round, 7-9 June 2019

Chronological Analysis Free Practice 2nd Session

6	26.402	15.980	32.255	3'34.248	4'48.885P	231,5	16:38'34.609	6	25.749	15.731	31.164	32.737	1'45.381	240,5	16:35'24.997
7	33.658	16.249	31.417	35.377	1'56.701P	227,2	16:40'31.310	7	25.999	15.746	31.602	32.641	1'45.988	240,0	16:37'10.985
8	26.397	16.146	33.636	7'06.191	8'22.370P	227,2	16:48'53.680	8	25.883	15.774	31.117	10'36.918	11'49.692P	241,0	16:49'00.677
9	34.775	16.027	31.581	32.499	1'54.882P	230,5	16:50'48.562	9	35.638	16.237	31.635	33.109	1'56.619P	236,4	16:50'57.296
10	25.679	15.600	30.791	32.478	1'44.548	236,4	16:52'33.110	10	26.171	15.795	31.316	32.910	1'46.192	239,0	16:52'43.488
11	25.662	15.749	30.728	32.273	1'44.412	233,9	16:54'17.522	11	26.090	15.868	31.082	32.662	1'45.702	240,0	16:54'29.190
12	25.802	15.829	31.074	7'42.320	8'55.025P	234,9	17:03'12.547	12	25.752	15.907	31.327	10'04.811	11'17.797P	235,4	17:05'46.987
13	34.210	17.681	36.244	34.359	2'02.494P	207,3	17:05'15.041	13	38.239	16.304	35.346	33.117	2'03.006P	199,8	17:07'49.993
14	25.830	15.691	30.719	32.366	1'44.606	233,4	17:06'59.647	14	25.916	15.800	31.118	32.402	1'45.236	239,5	17:09'35.229
15	25.747	15.655	30.838	32.199	1'44.439	234,9	17:08'44.086	15	25.918	15.732	31.083	32.320	1'45.053	240,5	17:11'20.282
16	25.698	15.600	30.922	32.356	1'44.576	238,5	17:10'28.662	16	25.880	15.722	31.022	32.522	1'45.146	241,0	17:13'05.428
17	25.652	15.675	30.802	32.426	1'44.555	235,4	17:12'13.217								
18	25.781	15.721	30.981	32.396	1'44.879	234,4	17:13'58.096								

14° 95 J. DANILO (1'44.600)							
Lap	Seg.1	Seg.2	Seg.3	Seg.4	Lap Time	km/h	Local Time
1							16:15'12.262
2	41.012	16.061	31.752	33.390	2'02.215CP	236,9	16:17'14.477
3	27.908	17.443	32.713	11'21.223	12'39.287P	232,5	16:29'53.764
4	41.044	15.833	31.352	33.143	2'01.372P	239,5	16:31'55.136
5	25.816	15.721	31.000	32.604	1'45.141	241,6	16:33'40.277
6	25.686	15.646	36.542	33.093	1'50.967	240,0	16:35'31.244
7	25.796	15.746	32.601	6'37.863	7'52.006P	240,0	16:43'23.250
8	35.823	15.970	31.200	32.655	1'55.648P	236,4	16:45'18.898
9	25.939	15.699	31.008	32.544	1'45.190	239,0	16:47'04.088
10	25.812	15.830	30.991	32.414	1'45.047	236,4	16:48'49.135
11	25.837	15.740	31.077	32.452	1'45.106	239,0	16:50'34.241
12	25.777	15.831	30.967	32.482	1'45.057	241,6	16:52'19.298
13	30.178	16.039	31.288	32.986	1'50.491	237,4	16:54'09.789
14	25.806	15.807	31.469	11'19.728	12'32.810P	238,5	17:06'42.599
15	36.943	16.393	37.476	32.945	2'03.757P	220,9	17:08'46.356
16	25.711	15.510	31.049	32.941	1'45.211	243,2	17:10'31.567
17	25.851	15.482	30.830	32.437	1'44.600	241,6	17:12'16.167
18	25.689	15.632	31.244	32.299	1'44.864	242,6	17:14'01.031

17° 30 G. VAN STRAALEN (1'45.195)							
Lap	Seg.1	Seg.2	Seg.3	Seg.4	Lap Time	km/h	Local Time
1							16:15'06.084
2	34.804	15.983	32.021	41'08.458	42'31.266P	231,5	16:57'37.350
3	36.221	16.494	33.124	33.020	1'58.859P	230,0	16:59'36.209
4	26.396	16.163	32.053	32.876	1'47.488	231,5	17:01'23.697
5	25.975	15.583	31.625	32.600	1'45.783	236,4	17:03'09.480
6	28.758	15.688	31.502	1'42.406	2'58.354P	237,4	17:06'07.834
7	33.528	15.836	31.597	32.892	1'53.853P	232,9	17:08'01.687
8	26.072	15.675	31.376	32.535	1'45.658	235,4	17:09'47.345
9	25.964	15.626	31.341	32.264	1'45.195	235,9	17:11'32.540
10	26.032	16.058	31.276	32.915	1'46.281	238,5	17:13'18.821

18° 10 N. CALERO (1'45.315)							
Lap	Seg.1	Seg.2	Seg.3	Seg.4	Lap Time	km/h	Local Time
1							16:15'28.687
2	41.136	16.011	32.095	34.657	2'03.899CP	237,9	16:17'32.586
3	28.987	17.071	37.040	10'50.965	12'14.063P	206,1	16:29'46.649
4	47.050	15.867	31.754	32.806	2'07.477P	239,5	16:31'54.126
5	26.098	15.791	31.373	33.019	1'46.281	237,4	16:33'40.407
6	26.122	15.799	31.778	33.774	1'47.473	241,0	16:35'27.880
7	26.077	15.772	31.900	32.573	1'46.322	237,4	16:37'14.202
8	26.229	15.753	31.088	32.866	1'45.936	239,0	16:39'00.138
9	30.081	16.609	35.223	7'47.804	9'09.717P	226,7	16:48'09.855
10	36.313	17.486	35.670	35.785	2'05.254P	219,6	16:50'15.109
11	26.818	16.069	31.988	32.785	1'47.660	235,9	16:52'02.769
12	26.099	16.072	37.252	32.562	1'51.985	228,1	16:53'54.754
13	25.957	15.578	31.208	32.572	1'45.315	239,5	16:55'40.069
14	26.814	16.424	31.510	14'12.953	15'27.701P	232,5	17:11'07.770
15	38.163	16.437	31.439	32.768	1'58.807P	239,0	17:13'06.577

15° 38 H. SOOMER (1'44.829)							
Lap	Seg.1	Seg.2	Seg.3	Seg.4	Lap Time	km/h	Local Time
1							16:15'21.816
2	38.985	15.995	31.876	33.087	1'59.943CP	236,4	16:17'21.759
3	27.383	15.983	31.556	11'45.067	12'59.989P	235,9	16:30'21.748
4	34.858	15.934	31.476	33.044	1'55.312P	235,9	16:32'17.060
5	26.010	15.904	31.147	32.531	1'45.592	234,9	16:34'02.652
6	25.989	15.807	30.893	32.599	1'45.288	236,9	16:35'47.940
7	26.193	15.805	31.658	8'15.192	9'28.848P	237,9	16:45'16.788
8	34.936	15.711	31.222	32.538	1'54.407P	236,4	16:47'11.195
9	25.992	15.705	30.916	32.442	1'45.055	237,4	16:48'56.250
10	25.780	15.674	30.896	32.479	1'44.829	237,9	16:50'41.079
11	25.804	15.800	31.073	7'39.517	8'52.194P	241,0	16:59'33.273
12	33.106	15.776	31.404	32.581	1'52.867P	234,9	17:01'26.140
13	25.904	15.643	30.829	32.479	1'44.855	237,9	17:03'10.995
14	26.080	15.555	30.933	32.625	1'45.193	239,0	17:04'56.188
15	25.973	15.673	30.837	32.463	1'44.946	239,0	17:06'41.134
16	25.905	15.714	31.649	2'38.086	3'51.354P	236,4	17:10'32.488
17	33.732	15.567	31.109	32.469	1'52.877P	240,0	17:12'25.365
18	26.015	15.673	32.579	32.348	1'46.615	238,5	17:14'11.980

19° 84 L. CRESSON (1'45.320)							
Lap	Seg.1	Seg.2	Seg.3	Seg.4	Lap Time	km/h	Local Time
1							16:15'00.380
2	37.435	16.038	32.618	35.220	2'01.311P	239,5	16:17'01.691
3	26.256	16.930	33.587	11'40.285	12'57.058P	219,1	16:29'58.749
4	36.586	15.731	31.921	33.125	1'57.363P	242,1	16:31'56.112
5	25.904	15.513	31.409	32.596	1'45.422	243,7	16:33'41.534
6	25.934	15.555	31.475	32.987	1'45.951	242,1	16:35'27.485
7	25.971	15.622	31.450	32.749	1'45.792	239,0	16:37'13.277
8	27.608	15.646	32.924	9'40.557	10'56.735P	243,7	16:48'10.012
9	37.778	17.671	36.720	34.305	2'06.474P	215,3	16:50'16.486
10	26.088	15.558	31.434	32.677	1'45.757	243,7	16:52'02.243
11	26.017	15.754	31.592	32.640	1'46.003	236,9	16:53'48.246
12	30.266	15.725	34.947	9'50.442	11'11.380P	241,0	17:04'59.626
13	33.683	15.954	33.804	35.103	1'58.544P	235,4	17:06'58.170
14	25.964	15.595	31.425	32.565	1'45.549	240,0	17:08'43.719
15	25.972	15.631	31.469	32.641	1'45.713	237,9	17:10'29.432
16	26.082	15.519	31.321	32.617	1'45.539	240,0	17:12'14.971
17	25.861	15.563	31.251	32.645	1'45.320	240,0	17:14'00.291

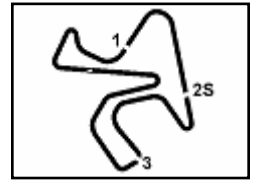
16° 22 F. FULIGNI (1'45.053)							
Lap	Seg.1	Seg.2	Seg.3	Seg.4	Lap Time	km/h	Local Time
1							16:15'09.531
2	42.872	17.770	37.950	37.631	2'16.223CP	165,5	16:17'25.754
3	26.841	15.960	31.726	11'11.548	12'26.075P	239,5	16:29'51.829
4	40.971	15.959	31.680	32.921	2'01.531P	240,0	16:31'53.360
5	26.041	15.665	31.800	32.750	1'46.256	246,4	16:33'39.616

07/06/2019 P = Pits In/Out - C = Lap Time Cancelled

These data/results cannot be reproduced, stored and/or transmitted in whole or in part by any manner of electronic, mechanical, photocopying, recording, broadcasting or otherwise now known or herein after developed without the previous express consent by the copyright owner, except for reproduction in daily press and regular printed publications on sale to the public within 60 days of the event related to those data/results and always provided that copyright symbol appears together as follows below.

© DORNA WSBK ORGANIZATION Srl 2019





Acerbis Spanish Round, 7-9 June 2019

Chronological Analysis Free Practice 2nd Session

Jerez 4.423 m

4 / 5

20° 47 R. HARTOG (1'45.723)							
Lap	Seg.1	Seg.2	Seg.3	Seg.4	Lap Time	km/h	Local Time
1							16:15'05.262
2	37.261	16.070	32.609	34.306	2'00.246P	236,9	16:17'05.508
3	26.604	16.092	34.130	11'38.611	12'55.437P	230,0	16:30'00.945
4	36.205	16.170	32.420	33.776	1'58.571P	237,4	16:31'59.516
5	28.269	15.864	32.544	33.634	1'50.311	236,4	16:33'49.827
6	26.716	15.850	32.165	33.227	1'47.958	235,9	16:35'37.785
7	27.479	15.809	32.046	33.302	1'48.636	236,4	16:37'26.421
8	26.271	15.918	31.386	4'30.403	5'43.978P	235,9	16:43'10.399
9	39.161	16.175	32.689	34.207	2'02.232P	232,0	16:45'12.631
10	26.607	15.749	31.518	32.935	1'46.809	232,9	16:46'59.440
11	27.170	15.869	31.379	33.273	1'47.691	233,9	16:48'47.131
12	25.965	15.703	31.128	32.927	1'45.723	235,4	16:50'32.854
13	26.050	15.690	31.409	33.094	1'46.243	235,9	16:52'19.097
14	26.123	15.908	31.543	38.925	1'52.499	231,0	16:54'11.596
15	26.816	16.019	37.806	8'55.669	10'16.310P	233,4	17:04'27.906
16	34.839	15.976	32.358	33.656	1'56.829P	238,5	17:06'24.735
17	26.514	15.729	31.674	34.202	1'48.119	234,4	17:08'12.854
18	27.446	15.818	31.821	33.114	1'48.199	235,9	17:10'01.053
19	26.430	15.638	32.041	33.091	1'47.200	235,9	17:11'48.253
20	27.166	16.007	32.040	35.857	1'51.070	237,9	17:13'39.323

18	26.152	15.715	31.355	32.702	1'45.924	232,9	17:10'37.740
19	26.691	15.819	31.752	33.052	1'47.314	230,5	17:12'25.054
20	26.250	16.126	31.580	32.926	1'46.882	232,9	17:14'11.936

23° 6 M. HERRERA (1'45.962)							
Lap	Seg.1	Seg.2	Seg.3	Seg.4	Lap Time	km/h	Local Time
1							16:15'08.146
2	39.233	16.207	32.343	33.405	2'01.188P	242,1	16:17'09.334
3	26.305	16.002	32.879	11'35.089	12'50.275P	236,9	16:29'59.609
4	36.257	15.737	31.951	32.789	1'56.734P	241,0	16:31'56.343
5	26.205	15.622	31.529	32.711	1'46.067	239,0	16:33'42.410
6					10'03.246P		16:43'45.656
7					4'48.626P		16:48'34.282
8	35.971	16.023	31.812	32.862	1'56.668P	232,9	16:50'30.950
9	26.193	15.632	31.431	32.706	1'45.962	237,4	16:52'16.912
10	30.131	15.890	31.435	38.713	1'56.169	237,4	16:54'13.081

21° 23 L. ARBEL (1'45.788)							
Lap	Seg.1	Seg.2	Seg.3	Seg.4	Lap Time	km/h	Local Time
1							16:15'02.195
2	34.262	16.142	31.729	33.073	1'55.206P	230,0	16:16'57.401
3	25.941	18.083	34.428	11'54.077	13'12.529P	200,5	16:30'09.930
4	33.241	15.896	32.601	33.489	1'55.227P	232,5	16:32'05.157
5	26.732	15.858	31.241	32.948	1'46.779	234,4	16:33'51.936
6	25.985	15.891	31.547	33.080	1'46.503	235,4	16:35'38.439
7	26.001	15.978	31.226	32.659	1'45.864	229,6	16:37'24.303
8	26.105	15.905	31.391	32.632	1'46.033	230,5	16:39'10.336
9	26.098	15.974	31.262	32.648	1'45.982	228,6	16:40'56.318
10	26.058	15.923	31.429	32.653	1'46.063	231,0	16:42'42.381
11	26.162	16.933	33.461	32.971	1'49.527	203,8	16:44'31.908
12	26.475	16.153	32.611	17'20.052	18'35.291P	226,3	17:03'07.199
13	37.202	16.240	32.273	39.806	2'05.521P	226,7	17:05'12.720
14	26.135	15.932	31.566	32.907	1'46.540	228,6	17:06'59.260
15	26.066	15.889	31.381	32.684	1'46.020	233,4	17:08'45.280
16	26.017	15.729	31.457	33.390	1'46.593	234,4	17:10'31.873
17	26.090	15.779	31.223	32.696	1'45.788	233,4	17:12'17.661
18	26.033	15.915	33.807	39.315	1'55.070	232,5	17:14'12.731

24° 74 J. VAN SIKKELERUS (1'46.980)							
Lap	Seg.1	Seg.2	Seg.3	Seg.4	Lap Time	km/h	Local Time
1							16:15'41.707
2	35.508	16.059	32.696	13'03.054	14'27.317P	234,4	16:30'09.024
3	32.992	15.908	32.205	33.801	1'54.906P	240,0	16:32'03.930
4	26.680	15.819	31.731	33.386	1'47.616	237,9	16:33'51.546
5	26.289	15.847	31.747	33.097	1'46.980	239,0	16:35'38.526
6	27.141	15.971	31.882	33.292	1'48.286	238,5	16:37'26.812
7	26.302	15.966	33.211	9'08.940	10'24.419P	227,2	16:47'51.231
8	34.459	16.191	32.324	33.510	1'56.484P	235,9	16:49'47.715
9	28.420	17.465	36.762	10'59.490	12'22.137P	234,9	17:02'09.852
10	39.139	18.035	40.420	35.283	2'12.877P	183,6	17:04'22.729
11	31.954	15.943	32.476	33.778	1'54.151	237,4	17:06'16.880
12	26.449	15.902	32.219	33.363	1'47.933	238,5	17:08'04.813
13	26.410	15.906	31.898	33.039	1'47.253	239,0	17:09'52.066
14	26.286	15.986	32.081	33.196	1'47.549	236,4	17:11'39.615

25° 4 C. STANGE (1'47.182)							
Lap	Seg.1	Seg.2	Seg.3	Seg.4	Lap Time	km/h	Local Time
1							16:15'38.718
2	34.841	16.065	32.353	13'00.994	14'24.253P	234,9	16:30'02.971
3	35.469	16.014	32.479	33.424	1'57.386P	235,9	16:32'00.357
4	26.466	15.844	32.462	5'31.662	6'46.434P	236,4	16:38'46.791
5	36.386	16.353	32.450	33.640	1'58.829P	228,1	16:40'45.620
6	26.475	16.106	31.700	33.390	1'47.671	232,5	16:42'33.291
7	26.308	15.999	31.797	33.285	1'47.389	231,0	16:44'20.680
8	26.530	16.023	32.336	9'14.030	10'28.919P	229,1	16:54'49.599
9	38.882	16.607	33.601	33.999	2'03.089P	226,3	16:56'52.688
10	26.542	16.156	32.068	33.530	1'48.296	226,7	16:58'40.984
11	26.579	15.997	32.023	33.314	1'47.913	229,1	17:00'28.897
12	26.405	15.859	31.541	33.377	1'47.182	229,6	17:02'16.079
13	26.402	15.904	32.487	4'28.225	5'43.018P	228,1	17:07'59.097
14	35.675	16.306	32.237	37.468	2'01.686P	232,0	17:10'00.783

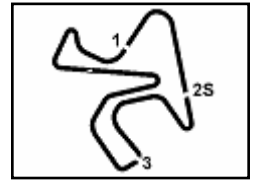
22° 65 M. CANDUCCI (1'45.924)							
Lap	Seg.1	Seg.2	Seg.3	Seg.4	Lap Time	km/h	Local Time
1							16:16'10.218
2	43.549	16.352	32.953	12'36.450	14'09.304P	225,8	16:30'19.522
3	37.457	15.958	31.977	32.913	1'58.305P	231,0	16:32'17.827
4	26.321	15.945	31.567	32.893	1'46.726	229,1	16:34'04.553
5	26.379	15.982	31.428	32.664	1'46.453	235,9	16:35'51.006
6	26.478	15.740	31.537	33.075	1'46.830	232,0	16:37'37.836
7	26.169	15.758	31.552	32.983	1'46.462	230,5	16:39'24.298
8	26.904	15.942	32.175	6'11.202	7'26.223P	229,1	16:46'50.521
9	41.788	16.177	32.118	32.878	2'02.961P	229,1	16:48'53.482
10	26.416	15.884	31.481	32.851	1'46.632	229,6	16:50'40.114
11	26.657	15.923	31.660	33.086	1'47.326	232,9	16:52'27.440
12	26.502	15.926	31.726	32.830	1'46.984	229,1	16:54'14.424
13	26.296	15.799	32.283	6'00.933	7'15.311P	230,0	17:01'29.735
14	38.861	16.196	32.927	33.671	2'01.655P	227,7	17:03'31.390
15	26.560	15.780	31.924	32.829	1'47.093	231,0	17:05'18.483
16	26.372	15.752	31.395	32.955	1'46.474	231,0	17:07'04.957
17	26.198	15.814	31.678	33.169	1'46.859	230,0	17:08'51.816

26° 40 A. GYORFI (1'47.766)							
Lap	Seg.1	Seg.2	Seg.3	Seg.4	Lap Time	km/h	Local Time
1							16:15'14.463
2	40.583	16.775	35.065	34.571	2'06.994CP	230,5	16:17'21.457
3	28.726	16.393	33.386	11'30.014	12'48.519P	232,9	16:30'09.976
4	36.086	17.248	32.942	34.525	2'00.801P	226,7	16:32'10.777
5	29.673	18.158	33.928	33.710	1'55.469	191,5	16:34'06.246
6	26.813	16.061	33.805	33.906	1'50.585	232,9	16:35'56.831
7	26.946	16.209	32.214	33.806	1'49.175	231,0	16:37'46.006
8	26.921	16.040	32.147	33.967	1'49.075	232,9	16:39'35.081
9	26.740	15.983	32.216	33.691	1'48.630	233,4	16:41'23.711
10	30.901	19.016	37.402	7'53.986	9'21.305P	192,5	16:50'45.016

07/06/2019 P = Pits In/Out - C = Lap Time Cancelled

These data/results cannot be reproduced, stored and/or transmitted in whole or in part by any manner of electronic, mechanical, photocopying, recording, broadcasting or otherwise now known or herein after developed without the previous express consent by the copyright owner, except for reproduction in daily press and regular printed publications on sale to the public within 60 days of the event related to those data/results and always provided that copyright symbol appears together as follows below.

© DORNA WSBK ORGANIZATION Srl 2019



Acerbis Spanish Round, 7-9 June 2019

Chronological Analysis Free Practice 2nd Session

11	40.794	16.606	32.969	37.991	2'08.360P	224,9	16:52'53.376
12	27.796	16.512	35.148	35.321	1'54.777	232,5	16:54'48.153
13	27.024	17.371	35.052	34.689	1'54.136	183,9	16:56'42.289
14	26.624	16.029	32.117	33.887	1'48.657	233,4	16:58'30.946
15	26.788	16.812	34.454	4'56.960	6'15.014P	220,9	17:04'45.960
16	44.510	16.721	36.878	36.306	2'14.415P	226,3	17:07'00.375
17	27.267	16.068	32.186	33.493	1'49.014	231,0	17:08'49.389
18	26.758	15.962	31.964	33.448	1'48.132	232,9	17:10'37.521
19	27.492	16.018	32.988	33.478	1'49.976	231,5	17:12'27.497
20	26.606	15.914	31.861	33.385	1'47.766	233,9	17:14'15.263

27° 53 G. SCONZA (1'48.176)							
Lap	Seg.1	Seg.2	Seg.3	Seg.4	Lap Time	km/h	Local Time
1							16:15'31.997
2	39.535	16.478	33.674	35.281	2'04.968CP	234,9	16:17'36.965
3	29.706	17.317	37.365	11'03.136	12'27.524P	225,4	16:30'04.489
4	35.604	16.717	33.136	34.698	2'00.155P	232,5	16:32'04.644
5	27.442	15.977	32.518	34.056	1'49.993	238,5	16:33'54.637
6	27.064	16.288	32.949	34.010	1'50.311	233,9	16:35'44.948
7	26.946	16.308	32.699	33.686	1'49.639	234,4	16:37'34.587
8	27.194	16.358	35.125	4'28.779	5'47.456P	232,5	16:43'22.043
9	38.494	16.467	32.775	34.319	2'02.055P	232,9	16:45'24.098
10	27.071	16.176	32.410	33.808	1'49.465	233,9	16:47'13.563
11	26.917	16.291	32.403	34.282	1'49.893	234,9	16:49'03.456
12	28.631	16.268	32.660	33.704	1'51.263	234,4	16:50'54.719
13	30.716	16.652	33.017	6'16.109	7'36.494P	230,0	16:58'31.213
14	44.294	16.960	33.092	33.972	2'08.318P	229,6	17:00'39.531
15	26.972	16.108	32.292	33.708	1'49.080	234,4	17:02'28.611
16	26.586	16.171	32.352	33.669	1'48.778	234,4	17:04'17.389
17	26.817	16.139	32.197	33.598	1'48.751	235,4	17:06'06.140
18	26.650	16.174	32.011	33.392	1'48.227	235,4	17:07'54.367
19	26.782	16.264	32.068	33.396	1'48.510	234,4	17:09'42.877
20	26.745	15.960	32.028	33.443	1'48.176	237,9	17:11'31.053
21	27.221	16.284	32.256	33.910	1'49.671	235,9	17:13'20.724

28° 67 G. MATERN (1'50.302)							
Lap	Seg.1	Seg.2	Seg.3	Seg.4	Lap Time	km/h	Local Time
1							16:16'01.323
2	37.779	17.401	35.824	12'47.453	14'18.457P	221,8	16:30'19.780
3	38.960	16.874	35.044	35.575	2'06.453P	224,0	16:32'26.233
4	27.892	16.595	34.051	34.878	1'53.416	220,9	16:34'19.649
5	28.051	16.581	34.010	34.914	1'53.556	222,2	16:36'13.205
6	28.288	16.600	33.850	35.096	1'53.834	222,2	16:38'07.039
7	27.703	17.035	33.196	34.659	1'52.593	221,8	16:39'59.632
8	27.576	16.549	33.153	34.480	1'51.758	222,7	16:41'51.390
9	27.525	16.528	33.360	34.891	1'52.304	222,7	16:43'43.694
10	28.452	16.632	33.589	5'43.640	7'02.313P	220,4	16:50'46.007
11	41.012	16.572	33.936	35.632	2'07.152P	224,5	16:52'53.159
12	27.795	16.610	34.604	35.137	1'54.146	220,4	16:54'47.305
13	27.750	16.522	33.427	34.398	1'52.097	222,7	16:56'39.402
14	27.315	16.499	36.312	4'12.101	5'32.227P	222,7	17:02'11.629
15	37.910	16.994	35.530	36.514	2'06.948P	220,0	17:04'18.577
16	28.412	16.544	33.807	35.238	1'54.001	226,3	17:06'12.578
17	28.682	16.429	33.555	35.020	1'53.686	227,2	17:08'06.264
18	27.547	16.493	33.212	36.655	1'53.907	225,4	17:10'00.171
19	28.610	16.465	33.463	34.422	1'52.960	224,9	17:11'53.131
20	27.243	16.256	32.711	34.092	1'50.302	224,5	17:13'43.433

07/06/2019 P = Pits In/Out - C = Lap Time Cancelled

These data/results cannot be reproduced, stored and/or transmitted in whole or in part by any manner of electronic, mechanical, photocopying, recording, broadcasting or otherwise now known or herein after developed without the previous express consent by the copyright owner, except for reproduction in daily press and regular printed publications on sale to the public within 60 days of the event related to those data/results and always provided that copyright symbol appears together as follows below.

© DORNA WSBK ORGANIZATION Srl 2019



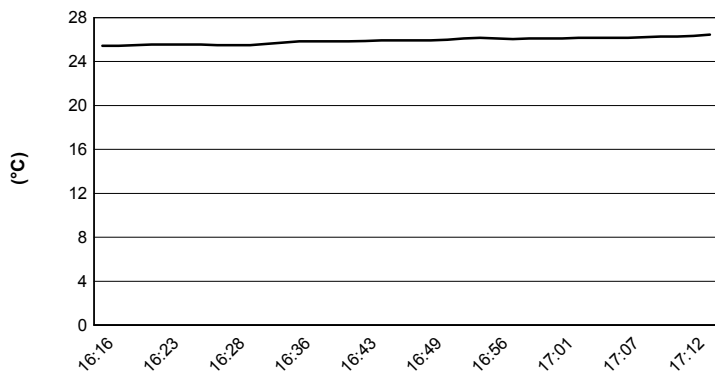
Jerez 4.423 m

Acerbis Spanish Round, 7-9 June 2019

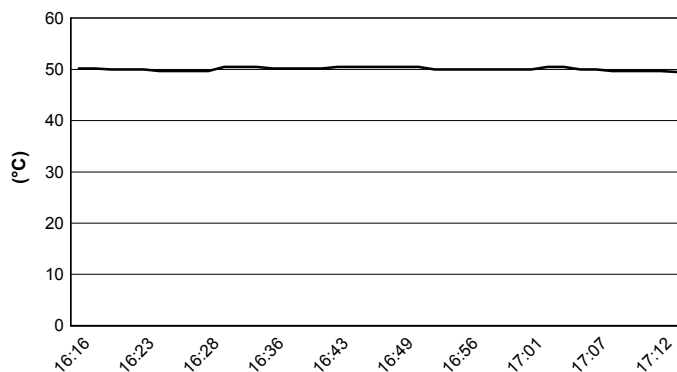
Weather Report Free Practice 2nd Session

Session started 16:15 - Session ended 17:14

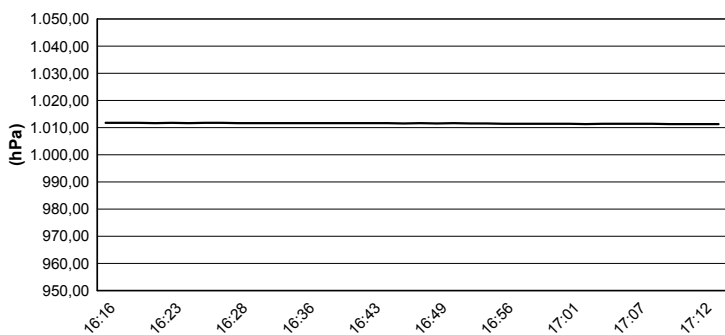
Air Temperature



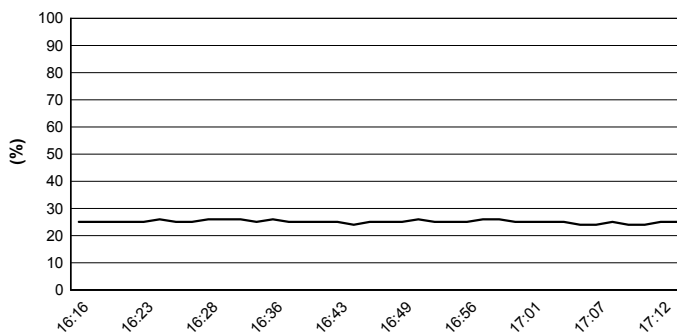
Track Temperature



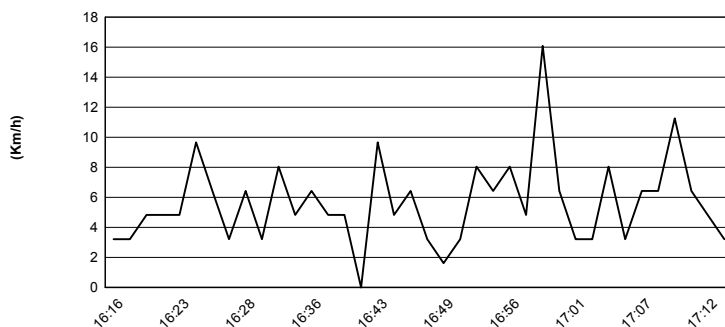
Air Pressure



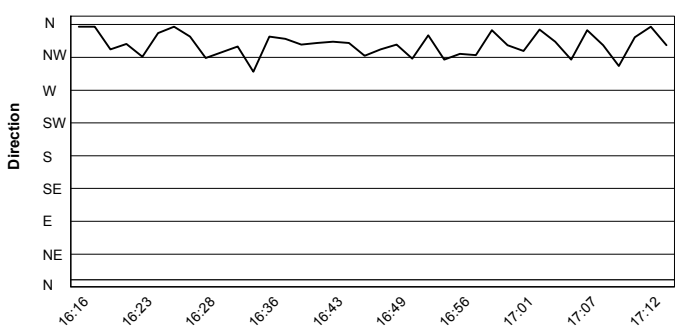
Humidity



Wind Speed



Wind Direction



07/06/2019

These data/results cannot be reproduced, stored and/or transmitted in whole or in part by any manner of electronic, mechanical, photocopying, recording, broadcasting or otherwise now known or herein after developed without the previous express consent by the copyright owner, except for reproduction in daily press and regular printed publications on sale to the public within 60 days of the event related to those data/results and always provided that copyright symbol appears together as follows below.

© DORNA WSBK ORGANIZATION Srl 2019



Acerbis Spanish Round, 7-9 June 2019

Best Laps & Speeds

No.	Rider Bike	Nat	Best Lap		FP1		FP2									
			LL	SPD	LL	SPD	LL	SPD								
1	64 F. CARICASULO Yamaha YZF R6	ITA	1'41.948 32 249,1		1'41.970 16 249,1		1'41.948 16 246,4									
2	21 R. KRUMMENACHER Yamaha YZF R6	SUI	1'41.996 34 244,7		1'41.996 16 244,7		1'42.260 18 244,7									
3	16 J. CLUZEL Yamaha YZF R6	FRA	1'42.942 33 248,0		1'43.350 16 248,0		1'42.942 17 247,5									
4	3 R. DE ROSA MV Agusta F3 675	ITA	1'43.136 36 248,6		1'43.465 18 248,6		1'43.136 18 245,8									
5	44 L. MAHIAS Kawasaki ZX-6R	FRA	1'43.142 36 242,6		1'43.142 18 242,6		1'43.560 18 241,5									
6	36 T. GRADINGER Yamaha YZF R6	AUT	1'43.162 32 244,7		1'43.162 16 241,5		1'43.269 16 244,7									
7	78 H. OKUBO Kawasaki ZX-6R	JPN	1'43.201 37 245,8		1'43.603 16 244,7		1'43.201 21 245,8									
8	32 I. VINALES Yamaha YZF R6	ESP	1'43.242 35 242,1		1'43.919 18 240,0		1'43.242 17 242,1									
9	11 K. SMITH Kawasaki ZX-6R	GBR	1'43.588 31 244,7		1'43.588 16 242,6		1'44.344 15 244,7									
10	86 A. BADOVINI Kawasaki ZX-6R	ITA	1'43.925 35 240,5		1'44.201 18 240,5		1'43.925 17 240,5									
11	56 P. SEBESTYEN Honda CBR600RR	HUN	1'44.002 34 243,6		1'44.657 16 242,1		1'44.002 18 243,6									
12	39 B. QUERO MARTINEZ Yamaha YZF R6	ESP	1'44.242 35 239,4		1'44.242 18 239,4		1'44.412 17 239,4									
13	94 C. PEROLARI Yamaha YZF R6	FRA	1'44.384 17 250,2		1'44.600 11 250,2		1'44.384 6 243,6									
14	95 J. DANILLO Honda CBR600RR	FRA	1'44.600 36 243,1		1'44.948 19 240,5		1'44.600 17 243,1									
15	38 H. SOOMER Honda CBR600RR	EST	1'44.829 28 241,0		1'45.113 11 240,5		1'44.829 17 241,0									
16	22 F. FULIGNI MV Agusta F3 675	ITA	1'45.053 34 246,9		1'45.153 19 246,9		1'45.053 15 246,4									
17	84 L. CRESSON Yamaha YZF R6	BEL	1'45.082 34 243,6		1'45.082 18 241,5		1'45.320 16 243,6									
18	30 G. VAN STRAALEN Kawasaki ZX-6R	NED	1'45.195 26 240,5		1'45.710 17 240,5		1'45.195 9 238,4									
19	10 N. CALERO Kawasaki ZX-6R	ESP	1'45.315 31 242,1		1'45.317 17 242,1		1'45.315 14 241,0									
20	47 R. HARTOG Kawasaki ZX-6R	NED	1'45.665 38 239,4		1'45.665 19 239,4		1'45.723 19 238,4									
21	23 L. ARBEL Yamaha YZF R6	FRA	1'45.788 34 235,4		1'46.062 17 230,5		1'45.788 17 235,4									
22	65 M. CANDUCCI Yamaha YZF R6	ITA	1'45.924 36 235,9		1'46.472 17 233,4		1'45.924 19 235,9									
23	6 M. HERRERA Yamaha YZF R6	ESP	1'45.962 28 242,1		1'46.001 19 237,4		1'45.962 9 242,1									
24	4 C. STANGE Honda CBR600RR	GER	1'46.638 31 237,9		1'46.638 18 237,9		1'47.182 13 236,4									
25	74 J. VAN SIKKELERUS Honda CBR600RR	NED	1'46.980 31 242,1		1'47.174 18 242,1		1'46.980 13 240,0									

07/06/2019

These data/results cannot be reproduced, stored and/or transmitted in whole or in part by any manner of electronic, mechanical, photocopying, recording, broadcasting or otherwise now known or herein after developed without the previous express consent by the copyright owner, except for reproduction in daily press and regular printed publications on sale to the public within 60 days of the event related to those data/results and always provided that copyright symbol appears together as follows below.

© DORNA WSBK ORGANIZATION Srl 2019

FICR PERUGIA TIMING



Official Tyre Supplier



Official Timekeeper



Jerez 4.423 m

Acerbis Spanish Round, 7-9 June 2019

Best Laps & Speeds

2 / 2

No.	Rider Bike	Nat	Best Lap		FP1		FP2						
			LL	SPD	LL	SPD	LL	SPD					
26	40 A. GYORFI Yamaha YZF R6	HUN	1'47.766		1'49.443		1'47.766						
			37	233,9	18	232,4	19	233,9					
27	53 G. SCONZA Honda CBR600RR	ITA	1'48.176		1'49.564		1'48.176						
			39	238,4	19	236,9	20	238,4					
28	67 G. MATERN Kawasaki ZX-6R	FRA	1'50.302		1'52.745		1'50.302						
			37	227,2	18	224,4	19	227,2					

07/06/2019

These data/results cannot be reproduced, stored and/or transmitted in whole or in part by any manner of electronic, mechanical, photocopying, recording, broadcasting or otherwise now known or herein after developed without the previous express consent by the copyright owner, except for reproduction in daily press and regular printed publications on sale to the public within 60 days of the event related to those data/results and always provided that copyright symbol appears together as follows below.

© DORNA WSBK ORGANIZATION Srl 2019

FKR PERUGIA TIMING


Official Tyre Supplier



Official Timekeeper