



Acerbis Spanish Round, 7-9 June 2019

Results Free Practice 1st Session Gr.B

Jerez 4.423 m

1 / 2

No.	Rider	Nat	Team	Bike	Class	Time	Gap	Rel.	Laps	Speed	
										Avg	Max
1	25 A. VERDOÍA	FRA	BCD Yamaha MS Racing	Yamaha YZF-R3	B	1'54.436			10	139,142	185,4
2	3 M. PEDENEAU	FRA	Team MHP Racing-Patrick Pons	Yamaha YZF-R3	B	1'54.743	0.307	0.307	11	138,769	185,1
3	88 B. IERACI	ITA	Kawasaki GP Project	Kawasaki Ninja 400	B	1'54.791	0.355	0.048	10	138,711	188,9
4	72 V. STEEMAN	NED	Freudenberg KTM Junior Team	KTM RC 390 R	B	1'54.792	0.356	0.001	13	138,710	191,2
5	95 S. DEROUÉ	NED	Kawasaki MOTOPOST	Kawasaki Ninja 400	B	1'54.796	0.360	0.004	12	138,705	189,9
6	61 Y. OKAYA	JPN	DS Junior Team	Kawasaki Ninja 400	B	1'54.834	0.398	0.038	15	138,659	187,6
7	54 B. SOFUOGLU	TUR	Turkish Puccetti Racing by TSM	Kawasaki Ninja 400	B	1'55.280	0.844	0.446	13	138,123	187,6
8	69 J. BUIS	NED	MTM Racing Team	Kawasaki Ninja 400	B	1'55.557	1.121	0.277	14	137,792	187,6
9	20 D. LOUREIRO	RSA	Nutec - RT Motorsports by SKM - Kawasaki	Kawasaki Ninja 400	B	1'55.635	1.199	0.078	12	137,699	184,8
10	97 M. KAPPLER	GER	Freudenberg KTM WorldSSP Team	KTM RC 390 R	B	1'55.890	1.454	0.255	12	137,396	187,3
11	21 B. SANCHEZ	ESP	Scuderia Maranga Racing	Kawasaki Ninja 400	B	1'56.517	2.081	0.627	13	136,656	187,9
12	78 J. FORAY	FRA	Prodina IRCOS Kawasaki	Kawasaki Ninja 400	B	1'56.662	2.226	0.145	14	136,487	186,4
13	36 B. NEILA	ESP	BCD Yamaha MS Racing	Yamaha YZF-R3	B	1'57.200	2.764	0.538	7	135,860	182,4
14	82 J. HYDE	AUS	2R Racing Team	Kawasaki Ninja 400	B	1'57.464	3.028	0.264	15	135,555	183,6
15	30 D. BLIN	POL	Terra e Moto	Yamaha YZF-R3	B	1'57.477	3.041	0.013	14	135,540	180,9
16	85 K. SABATUCCI	ITA	Team Trasimeno Yamaha	Yamaha YZF-R3	B	1'57.586	3.150	0.109	11	135,414	184,8
17	44 T. BRAMICH	AUS	Carl Cox-RT Motorsports by SKM-Kawasaki	Kawasaki Ninja 400	B	1'57.695	3.259	0.109	14	135,289	188,6
18	27 F. ROVELLI	ITA	Kawasaki ParkinGO Team	Kawasaki Ninja 400	B	1'57.768	3.332	0.073	9	135,205	178,8
19	65 J. FACCO	ITA	Semakin Di Depan Biblion Motoxrcing	Yamaha YZF-R3	B	1'57.836	3.400	0.068	12	135,127	182,4
20	10 U. ORRADE	ESP	BCD Yamaha MS Racing	Yamaha YZF-R3	B	1'57.836	3.400	0.000	9	135,127	182,1
21	77 V. SCHWARZ	CZE	ACCR Czech Talent Team - Willi Race	Kawasaki Ninja 400	B	1'57.851	3.415	0.015	15	135,110	185,1
22	35 F. DE BRUIN	NED	Team Trasimeno Yamaha	Yamaha YZF-R3	B	1'58.668	4.232	0.817	10	134,179	178,8
23	73 A. CARRIÓN	ESP	DEZA - BOX 77 Racing	Kawasaki Ninja 400	B	1'58.789	4.353	0.121	8	134,043	181,2
24	12 R. DORE	FRA	Team MHP Racing-Patrick Pons	Yamaha YZF-R3	B	1'59.962	5.526	1.173	14	132,732	178,3
25	39 J. PEREZ GONZALEZ	ESP	DS Junior Team	Kawasaki Ninja 400	B	2'00.393	5.957	0.431	13	132,257	182,7
26	93 A. QUINET	FRA	TGP Racing	Honda CBR500R	B	2'00.770	6.334	0.377	14	131,844	179,7
----- Out 107% in this Session -----											
27	32 A. PELIKANOVA	CZE	Kawasaki GP Project	Kawasaki Ninja 400	B	2'04.002	9.566	3.232	9	128,408	185,1

Qualifying Lap Time (107% of 1'54.436): 2'02.448

Top 3 Average Time: 1'54.656

AIR	Humidity:	66%	Temp:	18°C
TRACK	Condition:	Wet	Temp:	24°C

Records	Pole	(SP2)	2017	M.Garcia	1'54.947	138,520	Km/h
	Race	(RC)	2017	A.Coppola	1'54.939	138,530	Km/h
	All Times	(RC)	2017	A.Coppola	1'54.939	138,530	Km/h

Start 07/06/2019 09:45 End 10:17 The results are provisional until the end of the time limit for protests and appeals and the completion of the technical checks.

These data/results cannot be reproduced, stored and/or transmitted in whole or in part by any manner of electronic, mechanical, photocopying, recording, broadcasting or otherwise now known or herein after developed without the previous express consent by the copyright owner, except for reproduction in daily press and regular printed publications on sale to the public within 60 days of the event related to those data/results and always provided that copyright symbol appears together as follows below.

© DORNA WSBK ORGANIZATION Srl 2019



Official Fuel Supplier



PIRELLI PERUGIA TIMING

Official Tyre Supplier



Official Timekeeper



Acerbis Spanish Round, 7-9 June 2019

Results Free Practice 1st Session Gr.B

Session Highlights

Local Time	No. Rider	Description
09.45.00		Start
09.47.08	27 F. ROVELLI	Check Transponder
10.17.53		End Of Session

Fastest Laps Sequence

No.	Rider	Nat	Team	Bike	Local Time	Time	Gap	Avg
93	A. QUINET	FRA	TGP Racing	Honda CBR500R	09:49'26.784	2'06.141		126,230
95	S. DEROUE	NED	Kawasaki MOTOPOST	Kawasaki Ninja 400	09:49'57.949	2'00.415	-5.726	132,233
95	S. DEROUE	NED	Kawasaki MOTOPOST	Kawasaki Ninja 400	09:51'56.045	1'58.096	-2.319	134,829
95	S. DEROUE	NED	Kawasaki MOTOPOST	Kawasaki Ninja 400	09:53'52.920	1'56.875	-1.221	136,238
95	S. DEROUE	NED	Kawasaki MOTOPOST	Kawasaki Ninja 400	09:55'48.706	1'55.786	-1.089	137,519
3	M. PEDENEAU	FRA	Team MHP Racing-Patrick Pons	Yamaha YZF-R3	10:03'20.480	1'55.377	-0.409	138,007
88	B. IERACI	ITA	Kawasaki GP Project	Kawasaki Ninja 400	10:03'59.669	1'55.307	-0.070	138,090
88	B. IERACI	ITA	Kawasaki GP Project	Kawasaki Ninja 400	10:05'54.580	1'54.911	-0.396	138,566
61	Y. OKAYA	JPN	DS Junior Team	Kawasaki Ninja 400	10:07'49.747	1'54.834	-0.077	138,659
95	S. DEROUE	NED	Kawasaki MOTOPOST	Kawasaki Ninja 400	10:11'12.956	1'54.796	-0.038	138,705
25	A. VERDOÏA	FRA	BCD Yamaha MS Racing	Yamaha YZF-R3	10:12'45.596	1'54.687	-0.109	138,837
25	A. VERDOÏA	FRA	BCD Yamaha MS Racing	Yamaha YZF-R3	10:14'40.032	1'54.436	-0.251	139,142

Start 09:45 End 10:17 The results are provisional until the end of the time limit for protests and appeals and the completion of the technical checks.

These data/results cannot be reproduced, stored and/or transmitted in whole or in part by any manner of electronic, mechanical, photocopying, recording, broadcasting or otherwise now known or herein after developed without the previous express consent by the copyright owner, except for reproduction in daily press and regular printed publications on sale to the public within 60 days of the event related to those data/results and always provided that copyright symbol appears together as follows below.

© DORNA WSBK ORGANIZATION Srl 2019



Official Fuel Supplier



PIRELLI

Official Tyre Supplier



Official Timekeeper



Jerez 4.423 m

Acerbis Spanish Round, 7-9 June 2019

Best Sectors & Speed Free Practice 1st Session Gr.B

BEST LAP		
1	25 A. VERDOÍA	Yamaha YZF-R3 1'54.436
2	3 M. PEDENEAU	Yamaha YZF-R3 1'54.743
3	88 B. IERACI	Kawasaki Ninja 400 1'54.791
4	72 V. STEEMAN	KTM RC 390 R 1'54.792
5	95 S. DEROUE	Kawasaki Ninja 400 1'54.796
6	61 Y. OKAYA	Kawasaki Ninja 400 1'54.834
7	54 B. SOFUOGLU	Kawasaki Ninja 400 1'55.280
8	69 J. BUIS	Kawasaki Ninja 400 1'55.557
9	20 D. LOUREIRO	Kawasaki Ninja 400 1'55.635
10	97 M. KAPPLER	KTM RC 390 R 1'55.890
11	21 B. SANCHEZ	Kawasaki Ninja 400 1'56.517
12	78 J. FORAY	Kawasaki Ninja 400 1'56.662
13	36 B. NEILA	Yamaha YZF-R3 1'57.200
14	82 J. HYDE	Kawasaki Ninja 400 1'57.464
15	30 D. BLIN	Yamaha YZF-R3 1'57.477
16	85 K. SABATUCCI	Yamaha YZF-R3 1'57.586
17	44 T. BRAMICH	Kawasaki Ninja 400 1'57.695
18	27 F. ROVELLI	Kawasaki Ninja 400 1'57.768
19	10 U. ORRADE	Yamaha YZF-R3 1'57.836
20	65 J. FACCO	Yamaha YZF-R3 1'57.836
21	77 V. SCHWARZ	Kawasaki Ninja 400 1'57.851
22	35 F. DE BRUIN	Yamaha YZF-R3 1'58.668
23	73 A. CARRIÓN	Kawasaki Ninja 400 1'58.789
24	12 R. DORE	Yamaha YZF-R3 1'59.962
25	39 J. PEREZ GONZALEZ	Kawasaki Ninja 400 2'00.393
26	93 A. QUINET	Honda CBR500R 2'00.770
27	32 A. PELIKANOVA	Kawasaki Ninja 400 2'04.002

SPEED		
1	72 V. STEEMAN	KTM RC 390 R 191,2
2	95 S. DEROUE	Kawasaki Ninja 400 189,9
3	88 B. IERACI	Kawasaki Ninja 400 188,9
4	44 T. BRAMICH	Kawasaki Ninja 400 188,6
5	21 B. SANCHEZ	Kawasaki Ninja 400 187,9
6	69 J. BUIS	Kawasaki Ninja 400 187,6
7	54 B. SOFUOGLU	Kawasaki Ninja 400 187,6
8	61 Y. OKAYA	Kawasaki Ninja 400 187,6
9	97 M. KAPPLER	KTM RC 390 R 187,3
10	78 J. FORAY	Kawasaki Ninja 400 186,4
11	25 A. VERDOÍA	Yamaha YZF-R3 185,4
12	32 A. PELIKANOVA	Kawasaki Ninja 400 185,1
13	77 V. SCHWARZ	Kawasaki Ninja 400 185,1
14	3 M. PEDENEAU	Yamaha YZF-R3 185,1
15	85 K. SABATUCCI	Yamaha YZF-R3 184,8
16	20 D. LOUREIRO	Kawasaki Ninja 400 184,8
17	82 J. HYDE	Kawasaki Ninja 400 183,6
18	39 J. PEREZ GONZALEZ	Kawasaki Ninja 400 182,7
19	36 B. NEILA	Yamaha YZF-R3 182,4
20	65 J. FACCO	Yamaha YZF-R3 182,4
21	10 U. ORRADE	Yamaha YZF-R3 182,1
22	73 A. CARRIÓN	Kawasaki Ninja 400 181,2
23	30 D. BLIN	Yamaha YZF-R3 180,9
24	93 A. QUINET	Honda CBR500R 179,7
25	27 F. ROVELLI	Kawasaki Ninja 400 178,8
26	35 F. DE BRUIN	Yamaha YZF-R3 178,8
27	12 R. DORE	Yamaha YZF-R3 178,3

SEG. 1	
1	72 V. STEEMAN 27.775
2	61 Y. OKAYA 27.810
3	3 M. PEDENEAU 27.835
4	25 A. VERDOÍA 27.845
5	88 B. IERACI 27.849
6	95 S. DEROUE 27.953
7	20 D. LOUREIRO 28.019
8	54 B. SOFUOGLU 28.169
9	69 J. BUIS 28.216
10	78 J. FORAY 28.249
11	97 M. KAPPLER 28.253
12	21 B. SANCHEZ 28.263
13	30 D. BLIN 28.373
14	27 F. ROVELLI 28.394
15	82 J. HYDE 28.404
16	85 K. SABATUCCI 28.460
17	65 J. FACCO 28.516
18	44 T. BRAMICH 28.517
19	36 B. NEILA 28.556
20	77 V. SCHWARZ 28.661
21	10 U. ORRADE 28.673
22	73 A. CARRIÓN 28.741
23	35 F. DE BRUIN 28.972
24	12 R. DORE 29.019
25	93 A. QUINET 29.240
26	39 J. PEREZ GONZALEZ 29.312
27	32 A. PELIKANOVA 29.929

SEG. 2	
1	72 V. STEEMAN 17.341
2	95 S. DEROUE 17.413
3	69 J. BUIS 17.433
4	88 B. IERACI 17.438
5	25 A. VERDOÍA 17.455
6	3 M. PEDENEAU 17.457
7	61 Y. OKAYA 17.486
8	54 B. SOFUOGLU 17.533
9	20 D. LOUREIRO 17.572
10	97 M. KAPPLER 17.609
11	78 J. FORAY 17.616
12	44 T. BRAMICH 17.627
13	21 B. SANCHEZ 17.695
14	85 K. SABATUCCI 17.709
15	82 J. HYDE 17.765
16	36 B. NEILA 17.806
17	77 V. SCHWARZ 17.899
18	65 J. FACCO 17.986
19	27 F. ROVELLI 18.057
20	30 D. BLIN 18.082
21	35 F. DE BRUIN 18.088
22	73 A. CARRIÓN 18.163
23	93 A. QUINET 18.170
24	10 U. ORRADE 18.207
25	39 J. PEREZ GONZALEZ 18.264
26	12 R. DORE 18.564
27	32 A. PELIKANOVA 18.672

SEG. 3	
1	25 A. VERDOÍA 33.269
2	88 B. IERACI 33.335
3	95 S. DEROUE 33.505
4	72 V. STEEMAN 33.525
5	69 J. BUIS 33.539
6	61 Y. OKAYA 33.598
7	54 B. SOFUOGLU 33.610
8	3 M. PEDENEAU 33.646
9	20 D. LOUREIRO 33.711
10	97 M. KAPPLER 33.887
11	78 J. FORAY 33.931
12	21 B. SANCHEZ 33.951
13	36 B. NEILA 34.124
14	30 D. BLIN 34.144
15	77 V. SCHWARZ 34.191
16	44 T. BRAMICH 34.262
17	27 F. ROVELLI 34.267
18	10 U. ORRADE 34.292
19	82 J. HYDE 34.298
20	65 J. FACCO 34.380
21	35 F. DE BRUIN 34.424
22	73 A. CARRIÓN 34.456
23	85 K. SABATUCCI 34.457
24	93 A. QUINET 35.043
25	12 R. DORE 35.082
26	39 J. PEREZ GONZALEZ 35.221
27	32 A. PELIKANOVA 36.260

SEG. 4	
1	25 A. VERDOÍA 35.745
2	72 V. STEEMAN 35.761
3	3 M. PEDENEAU 35.814
4	61 Y. OKAYA 35.896
5	95 S. DEROUE 35.917
6	88 B. IERACI 35.921
7	69 J. BUIS 35.933
8	54 B. SOFUOGLU 35.935
9	97 M. KAPPLER 35.936
10	20 D. LOUREIRO 36.152
11	21 B. SANCHEZ 36.518
12	36 B. NEILA 36.548
13	10 U. ORRADE 36.664
14	30 D. BLIN 36.692
15	44 T. BRAMICH 36.752
16	78 J. FORAY 36.757
17	65 J. FACCO 36.840
18	35 F. DE BRUIN 36.875
19	82 J. HYDE 36.913
20	77 V. SCHWARZ 36.918
21	27 F. ROVELLI 36.933
22	85 K. SABATUCCI 36.960
23	73 A. CARRIÓN 37.068
24	39 J. PEREZ GONZALEZ 37.488
25	93 A. QUINET 37.501
26	12 R. DORE 37.525
27	32 A. PELIKANOVA 38.579

07/06/2019

These data/results cannot be reproduced, stored and/or transmitted in whole or in part by any manner of electronic, mechanical, photocopying, recording, broadcasting or otherwise now known or herein after developed without the previous express consent by the copyright owner, except for reproduction in daily press and regular printed publications on sale to the public within 60 days of the event related to those data/results and always provided that copyright symbol appears together as follows below.

© DORNA WSBK ORGANIZATION Srl 2019



Official Fuel Supplier



FICR PERUGIA TIMING

Official Tyre Supplier



Official Timekeeper



Jerez 4.423 m

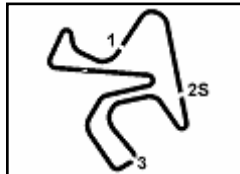
Acerbis Spanish Round, 7-9 June 2019

Ideal Times Free Practice 1st Session Gr.B

No.	Rider	Nat	Bike	Seg. 1	Seg. 2	Seg. 3	Seg. 4	Ideal Time			
				Diff. 1	Diff. 2	Diff. 3	Diff. 4	Best Lap	Pos.	Diff.	
1	25 A. VERDOÍA	FRA	Yamaha YZF-R3	27.845	17.455 +0.111	33.269	35.745 +0.011	1'54.314 1'54.436	1	0.122	
2	72 V. STEEMAN	NED	KTM RC 390 R	27.775	17.341	33.525	35.761 +0.390	1'54.402 1'54.792	4	0.390	
3	88 B. IERACI	ITA	Kawasaki Ninja 400	27.849 +0.031	17.438 +0.126	33.335 +0.077	35.921 +0.014	1'54.543 1'54.791	3	0.248	
4	95 S. DEROUE	NED	Kawasaki Ninja 400	27.953	17.413 +0.008	33.505	35.917	1'54.788 1'54.796	5	0.008	
5	61 Y. OKAYA	JPN	Kawasaki Ninja 400	27.810	17.486 +0.044	33.598	35.896	1'54.790 1'54.834	6	0.044	
6	69 J. BUIS	NED	Kawasaki Ninja 400	28.216 +0.138	17.433 +0.298	33.539	35.933	1'55.121 1'55.557	8	0.436	
7	54 B. SOFUOGLU	TUR	Kawasaki Ninja 400	28.169	17.533 +0.033	33.610	35.935	1'55.247 1'55.280	7	0.033	
8	20 D. LOUREIRO	RSA	Kawasaki Ninja 400	28.019 +0.025	17.572	33.711	36.152 +0.156	1'55.454 1'55.635	9	0.181	
9	97 M. KAPPLER	GER	KTM RC 390 R	28.253	17.609	33.887	35.936 +0.205	1'55.685 1'55.890	10	0.205	
10	21 B. SANCHEZ	ESP	Kawasaki Ninja 400	28.263 +0.061	17.695	33.951 +0.029	36.518	1'56.427 1'56.517	11	0.090	
11	78 J. FORAY	FRA	Kawasaki Ninja 400	28.249	17.616	33.931 +0.048	36.757 +0.061	1'56.553 1'56.662	12	0.109	
12	36 B. NEILA	ESP	Yamaha YZF-R3	28.556	17.806 +0.166	34.124	36.548	1'57.034 1'57.200	13	0.166	
13	44 T. BRAMICH	AUS	Kawasaki Ninja 400	28.517	17.627	34.262 +0.350	36.752 +0.187	1'57.158 1'57.695	17	0.537	
14	30 D. BLIN	POL	Yamaha YZF-R3	28.373	18.082	34.144	36.692 +0.186	1'57.291 1'57.477	15	0.186	
15	82 J. HYDE	AUS	Kawasaki Ninja 400	28.404	17.765 +0.084	34.298	36.913	1'57.380 1'57.464	14	0.084	
16	85 K. SABATUCCI	ITA	Yamaha YZF-R3	28.460	17.709	34.457	36.960	1'57.586 1'57.586	16		
17	27 F. ROVELLI	ITA	Kawasaki Ninja 400	28.394 +0.117	18.057	34.267	36.933	1'57.651 1'57.768	18	0.117	
18	77 V. SCHWARZ	CZE	Kawasaki Ninja 400	28.661 +0.042	17.899	34.191	36.918 +0.140	1'57.669 1'57.851	21	0.182	
19	65 J. FACCO	ITA	Yamaha YZF-R3	28.516 +0.097	17.986 +0.017	34.380	36.840	1'57.722 1'57.836	20	0.114	
20	10 U. ORRADE	ESP	Yamaha YZF-R3	28.673	18.207	34.292	36.664	1'57.836 1'57.836	19		
21	35 F. DE BRUIN	NED	Yamaha YZF-R3	28.972 +0.235	18.088	34.424	36.875 +0.074	1'58.359 1'58.668	22	0.309	
22	73 A. CARRIÓN	ESP	Kawasaki Ninja 400	28.741 +0.361	18.163	34.456	37.068	1'58.428 1'58.789	23	0.361	
23	93 A. QUINET	FRA	Honda CBR500R	29.240	18.170	35.043 +0.787	37.501 +0.029	1'59.954 2'00.770	26	0.816	
24	39 J. PEREZ GONZALEZ	ESP	Kawasaki Ninja 400	29.312 +0.012	18.264	35.221 +0.065	37.488 +0.031	2'00.285 2'00.393	25	0.108	
25	32 A. PELIKANOVA	CZE	Kawasaki Ninja 400	29.929	18.672 +0.246	36.260 +0.190	38.579 +0.126	2'03.440 2'04.002	27	0.562	
	3 M. PEDENEAU	FRA	Yamaha YZF-R3	One or more sectors missing					1'54.743		
	12 R. DORE	FRA	Yamaha YZF-R3	One or more sectors missing					1'59.962		
Overall Ideal Time				27.775	17.341	33.269	35.745	1'54.130			

07/06/2019
These data/results cannot be reproduced, stored and/or transmitted in whole or in part by any manner of electronic, mechanical, photocopying, recording, broadcasting or otherwise now known or herein after developed without the previous express consent by the copyright owner, except for reproduction in daily press and regular printed publications on sale to the public within 60 days of the event related to those data/results and always provided that copyright symbol appears together as follows below.
© DORNA WSBK ORGANIZATION Srl 2019





Acerbis Spanish Round, 7-9 June 2019 Chronological Analysis Free Practice 1st Session Gr.B

Jerez 4.423 m

12	28.216	17.433	33.771	36.363	1'55.783	186,7	10:09'17.178	8	29.270	18.040	34.937	37.477	1'59.724	180,0	10:01'52.780
13	28.285	17.696	34.089	35.960	1'56.030	184,2	10:11'13.208	9	29.005	18.182	34.407	36.950	1'58.544	179,4	10:03'51.324
14	28.409	17.670	34.123	36.089	1'56.291	184,8	10:13'09.499	10	28.450	17.787	34.425	36.939	1'57.601	183,0	10:05'48.925
15	28.354	17.731	33.539	35.933	1'55.557	184,2	10:15'05.056	11	28.472	17.693	34.700	36.757	1'57.622	186,4	10:07'46.547

9° 20 D. LOUREIRO (1'55.635)

Lap	Seg.1	Seg.2	Seg.3	Seg.4	Lap Time	km/h	Local Time
1							9:46'29.532
2	48.272	21.678	41.694	42.880	2'34.524P	173,8	9:49'04.056
3	30.699	18.902	36.876	39.337	2'05.814	183,6	9:51'09.870
4	29.579	18.476	35.372	38.175	2'01.602	180,6	9:53'11.472
5	29.048	18.080	34.938	37.759	1'59.825	180,3	9:55'11.297
6	30.543	19.307	36.252	4'57.664	6'23.766P	171,6	10:01'35.063
7	39.087	17.911	34.849	37.722	2'09.569P	184,8	10:03'44.632
8	28.373	17.848	33.987	37.631	1'57.839	181,5	10:05'42.471
9	28.244	17.746	34.036	36.424	1'56.450	182,1	10:07'38.921
10	28.030	17.630	33.878	36.404	1'55.942	182,1	10:09'34.863
11	28.019	17.645	33.855	36.152	1'55.671	182,7	10:11'30.534
12	28.044	17.572	33.711	36.308	1'55.635	183,6	10:13'26.169
13	28.061	17.623	35.957	39.792	2'01.433	183,0	10:15'27.602

13° 36 B. NEILA (1'57.200)

Lap	Seg.1	Seg.2	Seg.3	Seg.4	Lap Time	km/h	Local Time
1							9:56'24.949
2	46.081	20.854	41.353	41.711	2'29.999P	168,3	9:58'54.948
3	31.523	19.368	37.203	38.941	2'07.035	174,9	10:01'01.983
4	30.047	18.221	35.577	37.539	2'01.384	181,8	10:03'03.367
5	29.079	18.259	34.847	37.117	1'59.302	181,2	10:05'02.669
6	28.734	17.806	34.700	36.796	1'58.036	182,4	10:07'00.705
7	28.624	17.883	34.508	36.721	1'57.736	181,5	10:08'58.441
8	28.556	17.972	34.124	36.548	1'57.200	180,0	10:10'55.641

10° 97 M. KAPPLER (1'55.890)

Lap	Seg.1	Seg.2	Seg.3	Seg.4	Lap Time	km/h	Local Time
1							9:45'35.232
2	45.113	20.633	39.267	40.223	2'25.236P	181,2	9:48'00.468
3	30.999	18.458	36.591	4'05.326	5'31.374P	185,7	9:53'31.842
4	41.298	18.587	35.980	37.850	2'13.715P	183,0	9:55'45.557
5	29.836	18.130	35.227	37.061	2'00.254	182,1	9:57'45.811
6	29.239	18.070	34.807	36.932	1'59.048	183,6	9:59'44.859
7	28.860	17.804	34.548	36.484	1'57.696	185,7	10:01'42.555
8	28.595	17.864	34.426	36.496	1'57.381	182,7	10:03'39.936
9	29.429	17.992	34.692	3'45.814	5'07.927P	181,8	10:08'47.863
10	44.990	18.612	35.310	37.507	2'16.419P	182,1	10:11'04.282
11	28.465	17.698	33.957	36.635	1'56.755	187,3	10:13'01.037
12	28.253	17.609	33.887	36.141	1'55.890	186,7	10:14'56.927
13	28.310	17.677	34.322	35.936	1'56.245	184,2	10:16'53.172

14° 82 J. HYDE (1'57.464)

Lap	Seg.1	Seg.2	Seg.3	Seg.4	Lap Time	km/h	Local Time
1							9:45'30.671
2	50.717	20.678	41.309	43.315	2'36.019P	176,0	9:48'06.690
3	32.551	19.486	36.677	38.657	2'07.371	176,8	9:50'14.061
4	30.391	18.454	35.902	38.380	2'03.127	178,6	9:52'17.188
5	30.118	18.233	35.415	38.208	2'01.974	179,4	9:54'19.162
6	29.627	18.028	35.974	38.238	2'01.867	180,9	9:56'21.029
7	29.546	17.961	35.233	38.002	2'00.742	182,7	9:58'21.771
8	29.379	17.899	34.850	37.475	1'59.603	180,0	10:00'21.374
9	29.173	17.873	34.707	37.593	1'59.346	178,8	10:02'20.720
10	29.354	17.793	34.509	37.424	1'59.080	183,6	10:04'19.800
11	29.010	17.892	34.352	37.269	1'58.523	179,1	10:06'18.323
12	28.953	17.968	34.513	37.208	1'58.642	178,8	10:08'16.965
13	28.587	17.765	34.384	37.096	1'57.832	178,6	10:10'14.797
14	28.444	17.802	34.378	38.022	1'58.646	180,0	10:12'13.443
15	29.100	18.294	35.417	37.982	2'00.793	178,3	10:14'14.236
16	28.404	17.849	34.298	36.913	1'57.464	170,6	10:16'11.700

11° 21 B. SANCHEZ (1'56.517)

Lap	Seg.1	Seg.2	Seg.3	Seg.4	Lap Time	km/h	Local Time
1							9:45'37.623
2	44.525	20.125	38.405	39.692	2'22.747P	179,7	9:48'00.370
3	30.233	18.330	36.321	38.056	2'02.940	183,3	9:50'03.310
4	29.332	18.142	35.036	37.325	1'59.835	187,9	9:52'03.145
5	28.966	17.941	35.180	3'27.477	4'49.564P	184,2	9:56'52.709
6	40.101	19.328	35.861	38.195	2'13.485P	174,9	9:59'06.194
7	29.010	18.104	34.458	36.796	1'58.368	180,6	10:01'04.562
8	28.594	17.780	34.395	36.649	1'57.418	184,5	10:03'01.980
9	29.784	18.560	38.771	37.301	2'04.416	176,8	10:05'06.396
10	28.452	17.891	34.422	2'24.567	3'45.332P	181,8	10:08'51.728
11	40.195	19.953	36.715	37.429	2'14.292P	167,5	10:11'06.020
12	28.605	17.820	33.951	36.899	1'57.275	186,0	10:13'03.295
13	28.324	17.695	33.980	36.518	1'56.517	185,1	10:14'59.812
14	28.263	17.756	34.009	36.783	1'56.811	183,3	10:16'56.623

15° 30 D. BLIN (1'57.477)

Lap	Seg.1	Seg.2	Seg.3	Seg.4	Lap Time	km/h	Local Time
1							9:46'06.330
2	45.604	20.119	38.536	41.078	2'25.337P	172,7	9:48'31.667
3	31.071	19.387	36.540	39.346	2'06.344	175,2	9:50'38.011
4	29.673	18.740	35.187	38.091	2'01.691	178,3	9:52'39.702
5	29.527	18.398	35.096	37.862	2'00.883	179,7	9:54'40.585
6	29.309	18.373	34.807	37.396	1'59.885	180,0	9:56'40.470
7	29.572	18.158	34.506	37.234	1'59.470	180,9	9:58'39.940
8	28.849	18.316	36.181	2'07.276	3'30.622P	179,4	10:02'10.562
9	45.375	18.518	34.791	37.822	2'16.506P	178,3	10:04'27.068
10	28.841	18.290	34.661	36.692	1'58.484	178,8	10:06'25.552
11	28.692	18.207	34.251	36.960	1'58.110	180,3	10:08'23.662
12	28.737	18.095	34.343	36.867	1'58.042	179,1	10:10'21.704
13	28.531	18.092	34.305	36.712	1'57.640	180,6	10:12'19.344
14	28.743	18.268	34.870	37.347	1'59.228	177,1	10:14'18.572
15	28.373	18.082	34.144	36.878	1'57.477	180,0	10:16'16.049

12° 78 J. FORAY (1'56.662)

Lap	Seg.1	Seg.2	Seg.3	Seg.4	Lap Time	km/h	Local Time
1		20.625	41.754	42.483		174,9	9:47'29.690
2	32.682	19.649	37.794	39.880	2'10.005	177,1	9:49'39.695
3	30.807	18.935	36.600	39.238	2'05.580	179,1	9:51'45.275
4	30.785	18.883	36.028	39.293	2'04.989	178,8	9:53'50.264
5	30.030	18.451	35.964	37.655	2'02.100	182,1	9:55'52.364
6	29.272	18.165	35.311	37.874	2'00.622	181,2	9:57'52.986
7	29.229	18.197	35.040	37.604	2'00.070	181,5	9:59'53.056

16° 85 K. SABATUCCI (1'57.586)

Lap	Seg.1	Seg.2	Seg.3	Seg.4	Lap Time	km/h	Local Time
1							9:53'09.340
2	43.783	21.147	39.322	40.129	2'24.381P	168,5	9:55'33.721
3	31.160	19.452	36.636	38.816	2'06.064	172,2	9:57'39.785
4	29.927	18.842	35.801	38.076	2'02.646	174,1	9:59'42.431

07/06/2019

P = Pits In/Out - C = Lap Time Cancelled

These data/results cannot be reproduced, stored and/or transmitted in whole or in part by any manner of electronic, mechanical, photocopying, recording, broadcasting or otherwise now known or herein after developed without the previous express consent by the copyright owner, except for reproduction in daily press and regular printed publications on sale to the public within 60 days of the event related to those data/results and always provided that copyright symbol appears together as follows below.

© DORNA WSBK ORGANIZATION Srl 2019





Jerez 4.423 m

Acerbis Spanish Round, 7-9 June 2019

Chronological Analysis Free Practice 1st Session Gr.B

3 / 4

5	29.570	18.659	36.044	37.538	2'01.811	173,8	10:01'44.242	6	29.184	18.420	36.305	37.506	2'01.415	179,7	10:07'11.250
6	29.159	18.432	34.794	37.370	1'59.755	177,1	10:03'43.997	7	29.002	18.436	34.955	37.102	1'59.495	181,8	10:09'10.745
7	28.896	18.337	34.622	37.026	1'58.881	179,4	10:05'42.878	8	28.705	18.397	35.641	37.103	1'59.846	181,8	10:11'10.591
8	28.613	18.150	34.566	36.963	1'58.292	178,0	10:07'41.170	9	28.709	18.225	34.527	37.049	1'58.510	180,0	10:13'09.101
9	29.147	18.207	34.713	37.030	1'59.097	178,0	10:09'40.267	10	28.673	18.207	34.292	36.664	1'57.836	182,1	10:15'06.937
10	30.874	18.627	34.462	38.100	2'02.063	174,6	10:11'42.330								
11	28.957	18.228	34.569	37.571	1'59.325	178,8	10:13'41.655								
12	28.460	17.709	34.457	36.960	1'57.586	184,8	10:15'39.241								

17° 44 T. BRAMICH (1'57.695)							
Lap	Seg.1	Seg.2	Seg.3	Seg.4	Lap Time	km/h	Local Time
1							9:47'01.435
2	45.128	20.656	39.358	40.785	2'25.927P	177,4	9:49'27.362
3	31.400	19.377	36.854	38.654	2'06.285	182,4	9:51'33.647
4	30.152	18.610	35.975	38.473	2'03.210	180,6	9:53'36.857
5	32.593	21.659	37.148	37.817	2'09.217	156,6	9:55'46.074
6	29.549	18.225	35.333	37.218	2'00.325	183,3	9:57'46.399
7	29.096	17.946	34.829	36.874	1'58.745	187,0	9:59'45.144
8	28.989	17.783	34.661	37.230	1'58.663	186,4	10:01'43.807
9	29.106	18.221	34.487	37.354	1'59.168	181,5	10:03'42.975
10	30.454	17.953	34.818	37.034	2'00.259	188,6	10:05'43.234
11	28.745	17.759	34.262	36.984	1'57.750	187,6	10:07'40.984
12	28.895	17.877	36.641	41.296	2'04.709	183,6	10:09'45.693
13	28.829	17.899	34.379	36.752	1'57.859	185,7	10:11'43.552
14	28.517	17.627	34.612	36.939	1'57.695	188,6	10:13'41.247
15	28.614	17.875	34.690	37.135	1'58.314	183,0	10:15'39.561

21° 77 V. SCHWARZ (1'57.851)							
Lap	Seg.1	Seg.2	Seg.3	Seg.4	Lap Time	km/h	Local Time
1							9:45'08.787
2	46.617	20.447	40.476	41.710	2'29.250P	169,5	9:47'38.037
3	32.090	19.009	36.992	38.751	2'06.842	176,3	9:49'44.879
4	30.526	18.924	35.653	38.859	2'03.962	177,7	9:51'48.841
5	30.061	18.525	35.352	38.267	2'02.205	179,4	9:53'51.046
6	29.534	18.224	35.236	37.453	2'00.447	185,1	9:55'51.493
7	29.017	18.194	35.060	37.575	1'59.846	178,8	9:57'51.339
8	29.372	18.170	34.882	37.506	1'59.930	179,1	9:59'51.269
9	28.930	18.214	34.727	37.289	1'59.160	178,6	10:01'50.429
10	28.824	18.288	34.685	37.398	1'59.195	178,0	10:03'49.624
11	28.700	18.156	34.531	37.160	1'58.547	179,7	10:05'48.171
12	28.673	18.088	34.480	37.000	1'58.241	180,3	10:07'46.412
13	28.812	18.238	34.810	36.918	1'58.778	180,9	10:09'45.190
14	28.661	18.057	34.455	37.155	1'58.328	181,2	10:11'43.518
15	28.881	17.921	34.399	37.613	1'58.814	183,9	10:13'42.332
16	28.703	17.899	34.191	37.058	1'57.851	182,1	10:15'40.183

18° 27 F. ROVELLI (1'57.768)							
Lap	Seg.1	Seg.2	Seg.3	Seg.4	Lap Time	km/h	Local Time
1							9:48'09.428
2					2'02.878		9:50'12.306
3					2'00.226		9:52'12.532
4					6'12.229P		9:58'24.761
5	41.073	18.684	35.096	37.685	2'12.538P	175,4	10:00'37.299
6	29.144	18.062	34.475	37.048	1'58.729	178,8	10:02'36.028
7	28.884	18.200	34.468	37.178	1'58.730	176,6	10:04'34.758
8	28.650	18.142	34.557	37.011	1'58.360	175,2	10:06'33.118
9	28.511	18.057	34.267	36.933	1'57.768	178,0	10:08'30.886
10	28.394	18.100	34.460	37.053	1'58.007	177,1	10:10'28.893

22° 35 F. DE BRUIN (1'58.668)							
Lap	Seg.1	Seg.2	Seg.3	Seg.4	Lap Time	km/h	Local Time
1							9:46'48.828
2	44.384	21.835	42.343	43.643	2'32.205P	170,6	9:49'21.033
3	34.804	21.127	40.529	1'55.818	3'32.278P	159,5	9:52'53.311
4	40.709	20.390	40.287	7'36.778	9'18.164P	162,6	10:02'11.475
5	40.577	18.980	36.574	39.436	2'15.567P	175,7	10:04'27.042
6	29.822	18.462	35.328	37.911	2'01.523	178,6	10:06'28.565
7	29.728	18.423	35.239	37.525	2'00.915	178,8	10:08'29.480
8	29.785	18.521	34.648	36.875	1'59.829	178,8	10:10'29.309
9	29.222	18.225	34.748	39.102	2'01.297	178,6	10:12'30.606
10	29.207	18.088	34.424	36.949	1'58.668	177,7	10:14'29.274
11	28.972	18.212	34.555	37.254	1'58.993	177,7	10:16'28.267

19° 65 J. FACCO (1'57.836)							
Lap	Seg.1	Seg.2	Seg.3	Seg.4	Lap Time	km/h	Local Time
1							9:46'33.402
2	47.183	20.787	40.506	41.428	2'29.904P	175,4	9:49'03.306
3	30.908	19.347	37.260	40.287	2'07.802	178,6	9:51'11.108
4	29.783	18.767	36.002	38.615	2'03.167	179,7	9:53'14.275
5	29.537	18.555	35.477	38.414	2'01.983	181,2	9:55'16.258
6	29.344	18.457	35.060	37.815	2'00.676	181,5	9:57'16.934
7	29.128	18.386	35.176	37.614	2'00.304	180,6	9:59'17.238
8	29.212	18.454	35.288	5'10.462	6'33.416P	180,3	10:05'50.654
9	38.337	18.580	35.345	37.606	2'09.868P	179,4	10:08'00.522
10	28.988	18.266	34.755	37.290	1'59.299	180,3	10:09'59.821
11	28.628	18.061	34.433	36.960	1'58.082	182,1	10:11'57.903
12	28.613	18.003	34.380	36.840	1'57.836	182,4	10:13'55.739
13	28.516	17.986	34.819	36.917	1'58.238	182,1	10:15'53.977

23° 73 A. CARRIÓN (1'58.789)							
Lap	Seg.1	Seg.2	Seg.3	Seg.4	Lap Time	km/h	Local Time
1							9:59'41.573
2	47.019	20.343	38.899	40.483	2'26.744P	174,3	10:02'08.317
3	31.924	19.616	37.629	40.174	2'09.343	172,4	10:04'17.660
4	31.067	19.120	36.786	39.063	2'06.036	177,1	10:06'23.696
5	30.437	18.584	37.468	38.943	2'05.432	181,2	10:08'29.128
6	30.033	18.662	35.407	37.843	2'01.945	179,7	10:10'31.073
7	29.351	18.225	35.069	37.719	2'00.364	180,3	10:12'31.437
8	29.102	18.163	34.456	37.068	1'58.789	179,4	10:14'30.226
9	28.741	18.196	34.849	37.114	1'58.900	179,7	10:16'29.126

20° 10 U. ORRADE (1'57.836)							
Lap	Seg.1	Seg.2	Seg.3	Seg.4	Lap Time	km/h	Local Time
1							9:56'28.784
2	47.175	21.362	40.413	40.999	2'29.949P	174,6	9:58'58.733
3	31.757	19.144	36.680	38.555	2'06.136	178,0	10:01'04.869
4	30.077	18.864	35.977	37.845	2'02.763	172,7	10:03'07.632
5	29.321	18.749	35.876	38.257	2'02.203	178,6	10:05'09.835

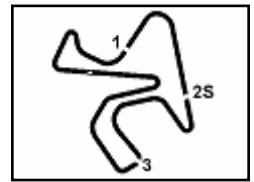
24° 12 R. DORE (1'59.962)							
Lap	Seg.1	Seg.2	Seg.3	Seg.4	Lap Time	km/h	Local Time
1							9:45'17.807
2	42.377			42.697	2'25.984P		9:47'43.791
3	32.385			41.176	2'11.481		9:49'55.272
4	31.103			39.795	2'06.488		9:52'01.760
5	30.256			39.013	2'05.105		9:54'06.865
6	30.233			38.582	2'04.407		9:56'11.272
7	29.707			38.604	2'03.061		9:58'14.333
8	29.870			38.356	2'02.943		10:00'17.276
9	29.544			38.188	2'02.313		10:02'19.589
10	29.434			37.872	2'01.322		10:04'20.911

07/06/2019 P = Pits In/Out - C = Lap Time Cancelled

These data/results cannot be reproduced, stored and/or transmitted in whole or in part by any manner of electronic, mechanical, photocopying, recording, broadcasting or otherwise now known or herein after developed without the previous express consent by the copyright owner, except for reproduction in daily press and regular printed publications on sale to the public within 60 days of the event related to those data/results and always provided that copyright symbol appears together as follows below.

© DORNA WSBK ORGANIZATION Srl 2019





Acerbis Spanish Round, 7-9 June 2019

Chronological Analysis Free Practice 1st Session Gr.B

11	29.139			38.010	2'00.750		10:06'21.661
12	29.116	18.564	35.082	1'03.962	2'26.724P	178,3	10:08'48.385
13	43.459			38.436	2'16.604P		10:11'04.989
14	29.592			37.525	2'00.103		10:13'05.092
15	29.019			37.729	1'59.962		10:15'05.054

25° 39 J. PEREZ GONZALEZ (2'00.393)							
Lap	Seg.1	Seg.2	Seg.3	Seg.4	Lap Time	km/h	Local Time
1							9:46'07.149
2	59.469	28.246	51.951	52.320	3'11.986P	147,1	9:49'19.135
3	39.549	22.569	45.930	45.275	2'33.323	170,8	9:51'52.458
4	35.225	21.938	40.407	42.620	2'20.190	173,5	9:54'12.648
5	32.471	20.314	38.949	40.774	2'12.508	176,0	9:56'25.156
6	31.881	19.939	37.867	40.286	2'09.973	174,9	9:58'35.129
7	31.258	19.238	37.422	40.119	2'08.037	180,0	10:00'43.166
8	30.932	19.324	36.881	39.439	2'06.576	177,1	10:02'49.742
9	30.358	19.128	36.254	38.631	2'04.371	177,4	10:04'54.113
10	29.996	18.912	36.104	38.257	2'03.269	177,1	10:06'57.382
11	29.948	18.703	35.858	37.488	2'01.997	182,7	10:08'59.379
12	29.417	18.423	35.221	37.777	2'00.838	180,3	10:11'00.217
13	29.312	18.497	35.483	37.619	2'00.911	177,7	10:13'01.128
14	29.324	18.264	35.286	37.519	2'00.393	181,8	10:15'01.521

26° 93 A. QUINET (2'00.770)							
Lap	Seg.1	Seg.2	Seg.3	Seg.4	Lap Time	km/h	Local Time
1							9:44'57.862
2	44.941	19.709	38.193	39.938	2'22.781P	171,1	9:47'20.643
3	30.878	19.231	36.504	39.528	2'06.141	171,6	9:49'26.784
4	31.057	19.362	36.765	2'23.253	3'50.437P	171,4	9:53'17.221
5	38.303	18.608	35.530	38.290	2'10.731P	176,8	9:55'27.952
6	29.694	18.580	35.451	38.786	2'02.511	177,4	9:57'30.463
7	29.757	18.617	35.789	38.059	2'02.222	175,4	9:59'32.685
8	29.773	18.538	35.660	38.118	2'02.089	175,7	10:01'34.774
9	29.749	18.650	35.541	37.796	2'01.736	175,4	10:03'36.510
10	29.647	18.519	35.208	37.819	2'01.193	174,9	10:05'37.703
11	29.608	18.824	35.043	37.785	2'01.260	174,1	10:07'38.963
12	29.338	18.401	35.466	37.897	2'01.102	176,8	10:09'40.065
13	29.516	18.719	35.257	37.501	2'00.993	170,8	10:11'41.058
14	29.508	18.414	35.563	37.593	2'01.078	178,3	10:13'42.136
15	29.240	18.170	35.830	37.530	2'00.770	179,7	10:15'42.906

27° 32 A. PELIKANOVA (2'04.002)							
Lap	Seg.1	Seg.2	Seg.3	Seg.4	Lap Time	km/h	Local Time
1							9:55'57.777
2	49.054	21.494	41.321	42.366	2'34.235P	177,1	9:58'32.012
3	32.372	20.272	39.200	40.211	2'12.055	178,6	10:00'44.067
4	31.287	19.275	37.648	39.500	2'07.710	182,1	10:02'51.777
5	30.908	19.146	36.814	39.437	2'06.305	181,5	10:04'58.082
6	30.572	18.855	36.820	38.811	2'05.058	182,7	10:07'03.140
7	30.098	18.884	36.442	39.155	2'04.579	182,1	10:09'07.719
8	30.260	18.888	36.902	38.579	2'04.629	182,1	10:11'12.348
9	30.450	18.672	36.260	38.768	2'04.150	185,1	10:13'16.498
10	29.929	18.918	36.450	38.705	2'04.002	181,8	10:15'20.500

07/06/2019 P = Pits In/Out - C = Lap Time Cancelled

These data/results cannot be reproduced, stored and/or transmitted in whole or in part by any manner of electronic, mechanical, photocopying, recording, broadcasting or otherwise now known or herein after developed without the previous express consent by the copyright owner, except for reproduction in daily press and regular printed publications on sale to the public within 60 days of the event related to those data/results and always provided that copyright symbol appears together as follows below.

© DORNA WSBK ORGANIZATION Srl 2019

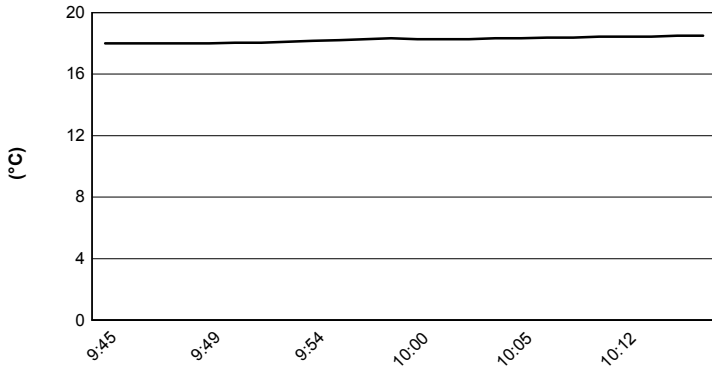




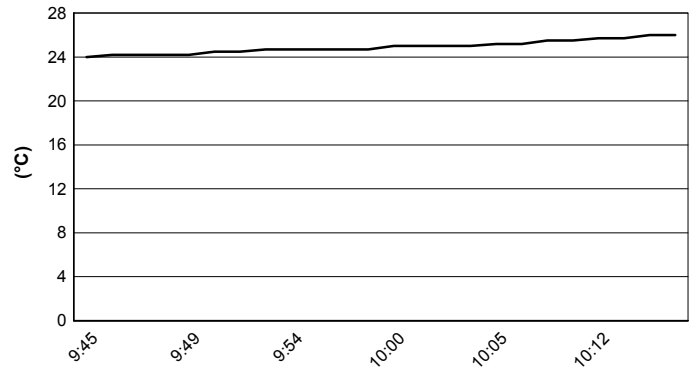
Jerez 4.423 m

Acerbis Spanish Round, 7-9 June 2019
Weather Report Free Practice 1st Session Gr.B
 Session started 09:45 - Session ended 10:17

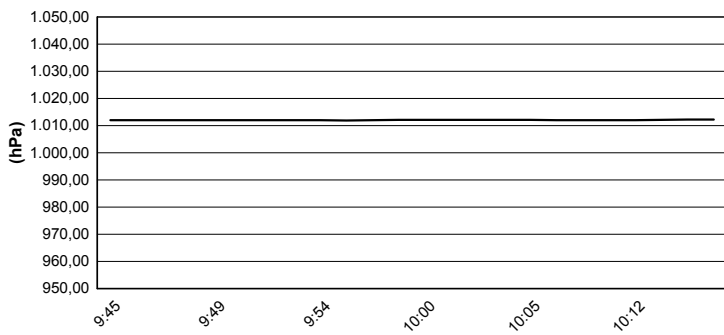
Air Temperature



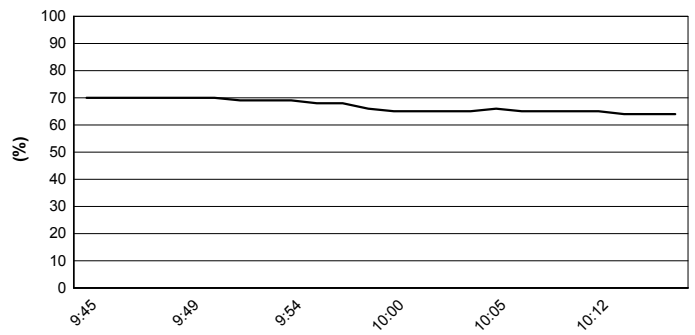
Track Temperature



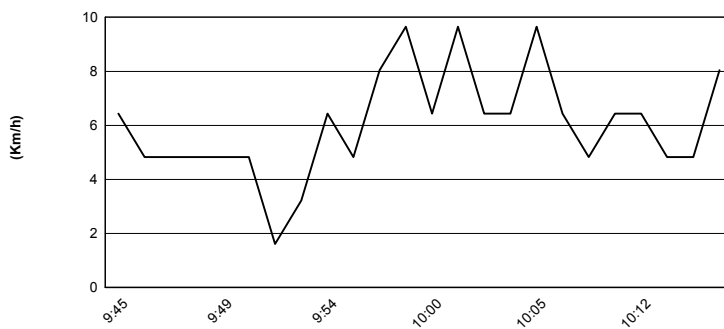
Air Pressure



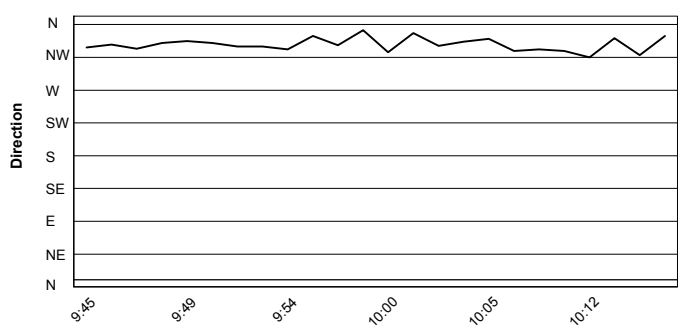
Humidity



Wind Speed



Wind Direction



07/06/2019

These data/results cannot be reproduced, stored and/or transmitted in whole or in part by any manner of electronic, mechanical, photocopying, recording, broadcasting or otherwise now known or herein after developed without the previous express consent by the copyright owner, except for reproduction in daily press and regular printed publications on sale to the public within 60 days of the event related to those data/results and always provided that copyright symbol appears together as follows below.

© DORNA WSBK ORGANIZATION Srl 2019



Official Fuel Supplier

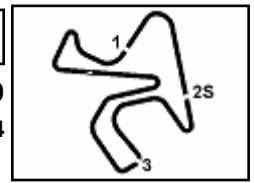


FICR PERUGIA TIMING

Official Tyre Supplier



Official Timekeeper



Acerbis Spanish Round, 7-9 June 2019

Free Practices Combined Times after FP1

Jerez 4.423 m

No.	Rider	Nat	Team	Bike	Class	Time	Gap	Rel.	Avg	LL
1	25 A. VERDOÑA	FRA	BCD Yamaha MS Racing	Yamaha YZF-R3	B	1'54.436			139,142	10
2	3 M. PEDENEAU	FRA	Team MHP Racing-Patrick Pons	Yamaha YZF-R3	B	1'54.743	0.307	0.307	138,769	11
3	88 B. IERACI	ITA	Kawasaki GP Project	Kawasaki Ninja 400	B	1'54.791	0.355	0.048	138,711	10
4	72 V. STEEMAN	NED	Freudenberg KTM Junior Team	KTM RC 390 R	B	1'54.792	0.356	0.001	138,710	13
5	95 S. DEROUE	NED	Kawasaki MOTOPOST	Kawasaki Ninja 400	B	1'54.796	0.360	0.004	138,705	12
6	61 Y. OKAYA	JPN	DS Junior Team	Kawasaki Ninja 400	B	1'54.834	0.398	0.038	138,659	15
7	54 B. SOFUOGLU	TUR	Turkish Pucetti Racing by TSM	Kawasaki Ninja 400	B	1'55.280	0.844	0.446	138,123	13
8	69 J. BUIS	NED	MTM Racing Team	Kawasaki Ninja 400	B	1'55.557	1.121	0.277	137,792	14
9	20 D. LOUREIRO	RSA	Nutec - RT Motorsports by SKM - Kawasaki	Kawasaki Ninja 400	B	1'55.635	1.199	0.078	137,699	12
10	97 M. KAPPLER	GER	Freudenberg KTM WorldSSP Team	KTM RC 390 R	B	1'55.890	1.454	0.255	137,396	12
11	21 B. SANCHEZ	ESP	Scuderia Maranga Racing	Kawasaki Ninja 400	B	1'56.517	2.081	0.627	136,656	13
12	78 J. FORAY	FRA	Prodina IRCOS Kawasaki	Kawasaki Ninja 400	B	1'56.662	2.226	0.145	136,487	14
13	36 B. NEILA	ESP	BCD Yamaha MS Racing	Yamaha YZF-R3	B	1'57.200	2.764	0.538	135,860	7
14	82 J. HYDE	AUS	2R Racing Team	Kawasaki Ninja 400	B	1'57.464	3.028	0.264	135,555	15
15	30 D. BLIN	POL	Terra e Moto	Yamaha YZF-R3	B	1'57.477	3.041	0.013	135,540	14
16	85 K. SABATUCCI	ITA	Team Trasimeno Yamaha	Yamaha YZF-R3	B	1'57.586	3.150	0.109	135,414	11
17	44 T. BRAMICH	AUS	Carl Cox-RT Motorsports by SKM-Kawasaki	Kawasaki Ninja 400	B	1'57.695	3.259	0.109	135,289	14
18	27 F. ROVELLI	ITA	Kawasaki ParkinGO Team	Kawasaki Ninja 400	B	1'57.768	3.332	0.073	135,205	9
19	10 U. ORRADE	ESP	BCD Yamaha MS Racing	Yamaha YZF-R3	B	1'57.836	3.400	0.068	135,127	9
20	65 J. FACCO	ITA	Semakin Di Depan Biblion Motocrossing	Yamaha YZF-R3	B	1'57.836	3.400		135,127	12
21	77 V. SCHWARZ	CZE	ACCR Czech Talent Team - Willi Race	Kawasaki Ninja 400	B	1'57.851	3.415	0.015	135,110	15
22	35 F. DE BRUIN	NED	Team Trasimeno Yamaha	Yamaha YZF-R3	B	1'58.668	4.232	0.817	134,179	10
23	73 A. CARRIÓN	ESP	DEZA - BOX 77 Racing	Kawasaki Ninja 400	B	1'58.789	4.353	0.121	134,043	8
24	12 R. DORE	FRA	Team MHP Racing-Patrick Pons	Yamaha YZF-R3	B	1'59.962	5.526	1.173	132,732	14
25	39 J. PEREZ GONZALEZ	ESP	DS Junior Team	Kawasaki Ninja 400	B	2'00.393	5.957	0.431	132,257	13
26	93 A. QUINET	FRA	TGP Racing	Honda CBR500R	B	2'00.770	6.334	0.377	131,844	14
27	71 T. EDWARDS	AUS	Kawasaki ParkinGO Team	Kawasaki Ninja 400	A	2'00.985	6.549	0.215	131,610	4
28	22 N. KALININ	UKR	Nutec - RT Motorsports by SKM - Kawasaki	Kawasaki Ninja 400	A	2'01.334	6.898	0.349	131,231	3
29	55 G. HENDRA PRATAMA	INA	Semakin Di Depan Biblion Motocrossing	Yamaha YZF-R3	A	2'01.340	6.904	0.006	131,225	5
30	6 R. SCHOTMAN	NED	Kawasaki MOTOPOST	Kawasaki Ninja 400	A	2'02.299	7.863	0.959	130,196	2
31	33 K. HARTMANN	FRA	Team MHP Racing-Patrick Pons	Yamaha YZF-R3	A	2'03.228	8.792	0.929	129,214	9
32	15 M. BASTIANELLI	ITA	Prodina IRCOS Kawasaki	Kawasaki Ninja 400	A	2'03.392	8.956	0.164	129,042	4
33	64 H. DE CANCELLIS	FRA	Team Trasimeno Yamaha	Yamaha YZF-R3	A	2'03.607	9.171	0.215	128,818	12
34	32 A. PELIKANOVA	CZE	Kawasaki GP Project	Kawasaki Ninja 400	B	2'04.002	9.566	0.395	128,408	9
35	1 A. CARRASCO	ESP	Kawasaki Provec WorldSSP300	Kawasaki Ninja 400	A	2'04.236	9.800	0.234	128,166	3
36	18 M. GONZALEZ	ESP	Kawasaki ParkinGO Team	Kawasaki Ninja 400	A	2'04.317	9.881	0.081	128,082	3
37	14 E. DE LA VEGA	FRA	Team MHP Racing-Patrick Pons	Yamaha YZF-R3	A	2'04.906	10.470	0.589	127,478	10
38	52 O. KÖNIG	CZE	ACCR Czech Talent Team - Willi Race	Kawasaki Ninja 400	A	2'05.690	11.254	0.784	126,683	11
39	66 D. OTTEN	NED	MTM Racing Team	Kawasaki Ninja 400	A	2'07.189	12.753	1.499	125,190	2
40	13 D. IOZZO	RSA	Nutec - RT Motorsports by SKM - Kawasaki	Kawasaki Ninja 400	A	2'07.522	13.086	0.333	124,863	6
41	28 O. BONOLI	ITA	Team Trasimeno Yamaha	Yamaha YZF-R3	A	2'08.606	14.170	1.084	123,811	2
42	17 K. MEUFFELS	NED	Freudenberg KTM WorldSSP Team	KTM RC 390 R	A	2'09.086	14.650	0.480	123,350	9
43	23 P. GIACOMINI	ITA	Kawasaki GP Project	Kawasaki Ninja 400	A	2'10.578	16.142	1.492	121,941	2
44	7 T. KAWAKAMI	BRA	BCD Yamaha MS Racing	Yamaha YZF-R3	A	2'10.592	16.156	0.014	121,928	1
45	9 S. NAUD	FRA	Flembbo Leader Team	Kawasaki Ninja 400	A	2'10.601	16.165	0.009	121,919	13
46	41 J. JAHNIG	GER	Freudenberg KTM Junior Team	KTM RC 390 R	A	2'10.750	16.314	0.149	121,780	12
47	47 F. HERNANDEZ MOYANO	ESP	BCD Yamaha MS Racing	Yamaha YZF-R3	A	2'10.919	16.483	0.169	121,623	2
48	11 K. ARDUINI	ITA	2R Racing Team	Kawasaki Ninja 400	A	2'11.702	17.266	0.783	120,900	6
49	19 B. MOLINA	CHI	Terra e Moto	Yamaha YZF-R3	A	2'17.682	23.246	5.980	115,649	12
50	5 G. ERILL	ESP	DEZA - BOX 77 Racing	Kawasaki Ninja 400	A	2'22.773	28.337	5.091	111,525	2
51	84 K. ALOISI	ITA	DS Junior Team	Kawasaki Ninja 400	A	2'37.232	42.796	14.459	101,269	2
52	16 M. LUNA BAYEN	ESP	Kawasaki GP Project	Kawasaki Ninja 400	A					1
53	42 M. GARCIA	ESP	DS Junior Team	Kawasaki Ninja 400	A					0
54	8 M. PEREZ	ESP	Scuderia Maranga Racing	Kawasaki Ninja 400	A					0
55	46 S. DI SORA	FRA	Flembbo Leader Team	Kawasaki Ninja 400	A					0

07/06/2019

These data/results cannot be reproduced, stored and/or transmitted in whole or in part by any manner of electronic, mechanical, photocopying, recording, broadcasting or otherwise now known or herein after developed without the previous express consent by the copyright owner, except for reproduction in daily press and regular printed publications on sale to the public within 60 days of the event related to those data/results and always provided that copyright symbol appears together as follows below.

© DORNA WSBK ORGANIZATION Srl 2019



Official Fuel Supplier



FKR PERUGIA TIMING

Official Tyre Supplier



Official Timekeeper