

Acerbis Spanish Round, 7-9 June 2019

Chronological Analysis Free Practice 2nd Session Gr.A

Jerez 4.423 m

1 / 4

1° 18 M. GONZALEZ (1'52.794)							
Lap	Seg.1	Seg.2	Seg.3	Seg.4	Lap Time	km/h	Local Time
1							13:30'36.347
2	39.168	17.767	33.989	37.472	2'08.396P	182,1	13:32'44.743
3	28.522	17.609	33.508	35.847	1'55.486	182,1	13:34'40.229
4	27.979	17.443	33.014	35.674	1'54.110	185,1	13:36'34.339
5	27.762	17.267	38.705	35.888	1'59.622	192,2	13:38'33.961
6	27.622	17.099	33.067	35.569	1'53.357	187,9	13:40'27.318
7	29.365	17.743	34.510	35.760	1'57.378	181,5	13:42'24.696
8	27.596			6'10.781	7'28.789P		13:49'53.485
9	45.201	21.716	38.731	42.632	2'28.280P	125,3	13:52'21.765
10	27.809	17.364	33.398	42.033	2'00.604	183,9	13:54'22.369
11	27.409	17.052	32.851	35.482	1'52.794	189,9	13:56'15.163
12	27.686	17.298	36.550	36.281	1'57.815	188,9	13:58'12.978

13	27.638	17.362	33.581	38.022	1'56.603	184,8	13:56'16.392
14	27.679	17.146	33.315	35.433	1'53.573	188,9	13:58'09.965
15	27.999	17.577	35.449	36.608	1'57.633	178,8	14:00'07.598

2° 42 M. GARCIA (1'53.207)							
Lap	Seg.1	Seg.2	Seg.3	Seg.4	Lap Time	km/h	Local Time
1							13:30'12.396
2	45.792	18.223	34.429	36.799	2'15.243P	180,9	13:32'27.639
3	28.251	17.583	33.803	36.076	1'55.713	183,6	13:34'23.352
4	28.169	17.346	33.744	35.908	1'55.167	187,3	13:36'18.519
5	28.133	17.294	33.433	36.100	1'54.960	187,6	13:38'13.479
6	27.820	17.331	33.323	35.766	1'54.240	186,0	13:40'07.719
7	27.954	17.542	33.911	36.109	1'55.516	183,3	13:42'03.235
8	28.420	17.924	34.224	2'52.125	4'12.693P	181,5	13:46'15.928
9	41.216	17.820	39.430	43.514	2'21.980P	183,3	13:48'37.908
10	28.508	17.468	33.781	40.170	1'59.927	185,1	13:50'37.835
11	27.798	17.318	33.219	36.046	1'54.381	187,0	13:52'32.216
12	27.745	17.304	33.155	35.670	1'53.874	186,7	13:54'26.090
13	27.693	17.343	33.350	35.648	1'54.034	184,5	13:56'20.124
14	27.651	17.244	33.393	35.636	1'53.924	189,2	13:58'14.048
15	27.583	17.220	33.159	35.245	1'53.207	190,2	14:00'07.255

5° 8 M. PEREZ (1'54.102)							
Lap	Seg.1	Seg.2	Seg.3	Seg.4	Lap Time	km/h	Local Time
1							13:30'27.152
2	37.965	18.145	36.131	40.780	2'13.021P		13:32'40.173
3	28.291	17.536	34.465	37.417	1'57.709	182,7	13:34'37.882
4	27.916	17.440	33.518	36.635	1'55.509	182,7	13:36'33.391
5	31.217	18.702	36.574	36.311	2'02.804	147,1	13:38'36.195
6	27.883	17.465	33.562	36.102	1'55.012	182,4	13:40'31.207
7	27.951	17.704	33.675	36.132	1'55.462	183,3	13:42'26.669
8	28.052	17.377	33.445	6'20.020	7'38.894P	187,6	13:50'05.563
9	39.737	18.675	36.522	46.157	2'21.091P	146,5	13:52'26.654
10	27.940	17.478	33.272	36.097	1'54.787	185,7	13:54'21.441
11	27.647	17.352	33.367	35.736	1'54.102	183,9	13:56'15.543
12	27.764	17.480	33.345	35.861	1'54.450	185,4	13:58'09.993
13	32.413	17.653	33.557	35.948	1'59.571	180,6	14:00'09.564

3° 55 G. HENDRA PRATAMA (1'53.550)							
Lap	Seg.1	Seg.2	Seg.3	Seg.4	Lap Time	km/h	Local Time
1							13:30'33.098
2	39.049	17.998	34.254	43.311	2'14.612P	184,2	13:32'47.710
3	28.067	17.830	33.818	35.796	1'55.511	185,1	13:34'43.221
4	27.814	17.515	33.346	35.944	1'54.619	184,8	13:36'37.840
5	27.809	17.227	33.544	36.290	1'54.870	186,4	13:38'32.710
6	27.911	17.490	33.245	35.839	1'54.485	188,3	13:40'27.195
7	27.825	17.712	33.381	35.855	1'54.773	191,5	13:42'21.968
8	28.818	18.662	40.728	5'17.238	6'45.446P	146,9	13:49'07.414
9	38.519	17.773	36.014	1'07.909	2'40.215P	183,3	13:51'47.629
10	52.573	25.466	44.500	37.357	2'39.896P	93,2	13:54'27.525
11	27.855	17.633	33.258	35.764	1'54.510	186,4	13:56'22.035
12	27.843	17.357	33.604	35.575	1'54.379	186,4	13:58'16.414
13	27.607	17.212	33.187	35.544	1'53.550	190,8	14:00'09.964

6° 64 H. DE CANCELLIS (1'54.111)							
Lap	Seg.1	Seg.2	Seg.3	Seg.4	Lap Time	km/h	Local Time
1							13:30'43.041
2	38.285	18.329	35.814	38.873	2'11.301P	179,7	13:32'54.342
3	28.383	17.600	33.956	36.228	1'56.167	186,4	13:34'50.509
4	28.460	17.705	34.801	36.376	1'57.342	178,8	13:36'47.851
5	28.225	18.001	34.314	38.098	1'58.638	180,9	13:38'46.489
6	28.143	17.655	33.864	36.248	1'55.910	180,0	13:40'42.399
7	28.118	17.628	34.071	36.139	1'55.956	184,8	13:42'38.355
8	28.131	17.781	33.958	36.133	1'56.003	178,6	13:44'34.358
9	29.610	18.456	38.817	38.311	2'05.194	171,1	13:46'39.552
10	27.904	17.569	33.596	36.198	1'55.267	184,2	13:48'34.819
11	27.782	17.433	33.645	35.919	1'54.779	184,8	13:50'29.598
12	27.819	17.663	33.636	35.667	1'54.785	180,9	13:52'24.383
13	27.988	20.307	40.741	36.675	2'05.711	106,5	13:54'30.094
14	27.688	17.452	33.290	35.681	1'54.111	182,1	13:56'24.205
15	27.774	17.485	33.545	35.682	1'54.486	187,9	13:58'18.691
16	27.769	17.655	40.029	38.789	2'04.242	180,6	14:00'22.933

4° 71 T. EDWARDS (1'53.573)							
Lap	Seg.1	Seg.2	Seg.3	Seg.4	Lap Time	km/h	Local Time
1							13:30'06.095
2	37.721	18.628	35.873	37.084	2'09.306P	180,9	13:32'15.401
3	27.874	17.486	33.752	36.321	1'55.433	185,4	13:34'10.834
4	28.461	17.744	36.604	1'51.853	3'14.662P	176,8	13:37'25.496
5	49.467	24.448	44.104	37.236	2'35.255P	138,6	13:40'00.751
6	27.943	17.507	33.629	36.101	1'55.180	180,0	13:41'55.931
7	28.086	17.457	33.298	36.038	1'54.879	181,2	13:43'50.810
8	28.439	17.681	41.024	49.635	2'16.779P	179,1	13:46'07.589
9	42.978	18.557	33.705	36.190	2'11.430P	178,3	13:48'19.019
10	27.851	17.390	33.008	35.707	1'53.956	183,6	13:50'12.975
11	28.070	19.690	38.617	42.768	2'09.145	126,7	13:52'22.120
12	27.682	17.216	33.523	39.248	1'57.669	187,9	13:54'19.789

7° 66 D. OTTEN (1'54.323)							
Lap	Seg.1	Seg.2	Seg.3	Seg.4	Lap Time	km/h	Local Time
1							13:30'20.637
2	44.618	18.805	35.023	38.578	2'17.024P	180,6	13:32'37.661
3	28.402	18.304	34.150	36.171	1'57.027	188,6	13:34'34.688
4	28.327	17.706	34.120	36.436	1'56.589	184,5	13:36'31.277
5	30.693	18.026	34.439	36.247	1'59.405	190,5	13:38'30.682
6	27.952	17.753	33.560	36.244	1'55.509	189,9	13:40'26.191
7	27.956	18.033	37.400	36.103	1'59.492	183,6	13:42'25.683
8	27.892	17.800	34.144	2'40.171	4'00.007P	182,7	13:46'25.690
9	37.570	18.122	33.896	36.572	2'06.160P	181,8	13:48'31.850
10	28.172	17.771	33.886	36.668	1'56.497	183,9	13:50'28.347
11	28.213	18.906	34.113	36.112	1'57.344	180,3	13:52'25.691
12	27.875	17.791	33.476	36.699	1'55.841	187,0	13:54'21.532
13	27.889	17.432	33.328	35.674	1'54.323	187,9	13:56'15.855
14	27.840	17.525	33.599	35.723	1'54.687	189,2	13:58'10.542
15	28.088	17.764	33.768	36.087	1'55.707	185,4	14:00'06.249

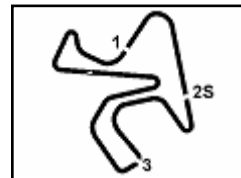
8° 28 O. BONOLI (1'54.379)							
Lap	Seg.1	Seg.2	Seg.3	Seg.4	Lap Time	km/h	Local Time
1							13:30'43.577
2	37.385	18.624	35.308	38.914	2'10.231P	178,6	13:32'53.808
3	28.678	17.769	34.211	36.177	1'56.835	182,1	13:34'50.643

07/06/2019 P = Pits In/Out - C = Lap Time Cancelled

These data/results cannot be reproduced, stored and/or transmitted in whole or in part by any manner of electronic, mechanical, photocopying, recording, broadcasting or otherwise now known or herein after developed without the previous express consent by the copyright owner, except for reproduction in daily press and regular printed publications on sale to the public within 60 days of the event related to those data/results and always provided that copyright symbol appears together as follows below.

© DORNA WSBK ORGANIZATION Srl 2019





Acerbis Spanish Round, 7-9 June 2019

Chronological Analysis Free Practice 2nd Session Gr.A

Lap	Seg.1	Seg.2	Seg.3	Seg.4	Lap Time	km/h	Local Time
4	28.372	17.647	33.929	36.178	1'56.126	182,1	13:36'46.769
5	28.585	18.182	35.053	38.483	2'00.303	178,3	13:38'47.072
6	27.975	17.487	33.775	36.052	1'55.289	182,7	13:40'42.361
7	28.000	17.721	34.176	36.627	1'56.524	179,7	13:42'38.885
8	28.057	17.472	33.545	36.254	1'55.328	183,9	13:44'34.213
9	28.140	17.570	34.177	3'59.956	5'19.843P	180,6	13:49'54.056
10	47.333	18.519	39.846	44.326	2'30.024P	165,0	13:52'24.080
11	28.126	17.399	33.693	37.450	1'56.668	184,5	13:54'20.748
12	27.924	17.375	33.414	36.070	1'54.783	183,0	13:56'15.531
13	27.862	17.355	33.541	35.621	1'54.379	186,0	13:58'09.910
14	29.499	17.912	34.493	36.210	1'58.114	178,3	14:00'08.024

12° 17 K. MEUFFELS (1'54.817)							
Lap	Seg.1	Seg.2	Seg.3	Seg.4	Lap Time	km/h	Local Time
1							13:30'15.860
2	44.856	18.668	39.061	37.909	2'20.494P	179,4	13:32'36.354
3	29.503	17.880	34.962	36.653	1'58.998	190,8	13:34'35.352
4	28.840	17.669	34.458	36.681	1'57.648	190,2	13:36'33.000
5	29.079	17.454	34.191	36.290	1'57.014	196,2	13:38'30.014
6	28.454	17.480	34.092	36.289	1'56.315	189,9	13:40'26.329
7	28.351	17.989	34.031	36.096	1'56.467	188,9	13:42'22.796
8	28.201	17.652	34.216	36.380	1'56.449	185,7	13:44'19.245
9	29.539	18.773	37.027	36.706	2'02.045	138,4	13:46'21.290
10	28.481	17.742	34.022	36.109	1'56.354	185,1	13:48'17.644
11	28.066	17.386	33.493	35.876	1'54.821	190,5	13:50'12.465
12	28.115	17.422	33.608	36.032	1'55.177	188,3	13:52'07.642
13	27.971	17.439	33.572	35.835	1'54.817	185,4	13:54'02.459
14	28.036	17.587	33.642	36.003	1'55.268	187,3	13:55'57.727
15	27.992	17.574	33.449	53.294	2'12.309P	186,0	13:58'10.036
16	35.169	17.427	33.649	35.633	2'01.878P	189,9	14:00'11.914

9° 1 A. CARRASCO (1'54.393)							
Lap	Seg.1	Seg.2	Seg.3	Seg.4	Lap Time	km/h	Local Time
1							13:30'03.949
2	39.667	18.451	35.453	37.346	2'10.917P	183,6	13:32'14.866
3	28.194	17.647	34.145	36.236	1'56.222	187,0	13:34'11.088
4	28.392	18.180	34.513	36.285	1'57.370	183,9	13:36'08.458
5	27.954	17.572	33.574	36.062	1'55.162	188,6	13:38'03.620
6	27.994	17.772	33.695	36.538	1'55.999	186,0	13:39'59.619
7	27.900	17.667	33.705	36.116	1'55.388	187,0	13:41'55.007
8	27.854	17.629	33.405	35.916	1'54.804	185,4	13:43'49.811
9	30.368	18.021	34.381	4'50.577	6'13.347P	184,2	13:50'03.158
10	41.964	18.472	34.758	36.476	2'11.670P	173,3	13:52'14.828
11	27.876	17.466	33.448	35.927	1'54.717	189,5	13:54'09.545
12	27.702	17.472	33.224	35.995	1'54.393	187,6	13:56'03.938
13	27.779	17.534	33.629	36.891	1'55.833	186,7	13:57'59.771
14	27.822	17.715	39.090	36.735	2'01.362	183,9	14:00'01.133

13° 22 N. KALININ (1'54.821)							
Lap	Seg.1	Seg.2	Seg.3	Seg.4	Lap Time	km/h	Local Time
1							13:30'20.556
2	45.208	18.640	35.203	37.385	2'16.436P	181,8	13:32'36.992
3	28.931	18.149	34.092	36.112	1'57.284	188,6	13:34'34.276
4	28.517	18.246	33.999	37.041	1'57.803	169,8	13:36'32.079
5	28.147	17.591	33.492	36.143	1'55.373	184,8	13:38'27.452
6	28.124	18.472	34.232	36.405	1'57.233	165,5	13:40'24.685
7	28.607	20.921	33.868	36.246	1'59.642	184,2	13:42'24.327
8	27.671	17.469	33.517	36.164	1'54.821	186,4	13:44'19.148
9	28.242	18.065	33.976	3'14.265	4'34.548P	178,8	13:48'53.696
10	44.546	18.084	34.032	53.276	2'29.938P	184,5	13:51'23.634
11	41.384	17.805	33.948	36.186	2'09.323P	185,7	13:53'32.957
12	27.931	17.618	33.476	36.282	1'55.307	183,9	13:55'28.264
13	29.376	17.925	34.974	52.647	2'14.922P	181,2	13:57'43.186
14	41.743	20.166	41.118	46.961	2'29.988P	140,9	14:00'13.174

10° 6 R. SCHOTMAN (1'54.643)							
Lap	Seg.1	Seg.2	Seg.3	Seg.4	Lap Time	km/h	Local Time
1							13:30'27.155
2	40.638	18.291	35.596	36.707	2'11.232P	184,5	13:32'38.387
3	28.514	17.491	34.454	36.386	1'56.845	185,7	13:34'35.232
4	28.180	17.417	33.790	36.410	1'55.797	189,2	13:36'31.029
5	34.080	17.866	33.803	36.503	2'02.252	181,8	13:38'33.281
6	27.767	17.263	33.613	36.184	1'54.827	192,5	13:40'28.108
7	27.956	17.572	33.674	36.010	1'55.212	186,4	13:42'23.320
8	27.908	17.540	33.825	40.513	1'59.786	188,6	13:44'23.106
9	27.920	17.439	33.624	6'31.372	7'50.355P	189,5	13:52'13.461
10	38.008	17.534	33.610	36.810	2'05.962P	188,3	13:54'19.423
11	27.862	17.398	33.488	35.895	1'54.643	185,1	13:56'14.066
12	27.948	18.322	35.151	35.906	1'57.327	149,0	13:58'11.393
13	27.903	17.422	33.748	36.234	1'55.307	188,6	14:00'06.700

14° 41 J. JAHNIG (1'54.977)							
Lap	Seg.1	Seg.2	Seg.3	Seg.4	Lap Time	km/h	Local Time
1							13:30'25.274
2	44.700	18.276	34.926	37.361	2'15.263P	187,6	13:32'40.537
3	28.193	17.387	33.749	35.917	1'55.246	194,2	13:34'35.783
4	28.455	17.493	34.203	36.580	1'56.731	187,9	13:36'32.514
5	28.473	17.468	33.677	35.937	1'55.555	189,5	13:38'28.069
6	28.079	17.602	33.910	36.261	1'55.852	186,0	13:40'23.921
7	28.765	18.331	42.910	6'10.048	7'40.054P	180,0	13:48'03.975
8	38.356	17.944	34.447	36.186	2'06.933P	184,8	13:50'10.908
9	28.073	17.582	33.791	36.018	1'55.464	186,0	13:52'06.372
10	27.921	17.620	33.508	35.928	1'54.977	185,4	13:54'01.349
11	27.810	17.609	33.702	35.889	1'55.010	185,4	13:55'56.359
12	27.874	17.604	33.782	54.463	2'13.723P	183,9	13:58'10.082
13	34.506	17.534	33.717	35.579	2'01.336P	187,9	14:00'11.418

11° 14 E. DE LA VEGA (1'54.671)							
Lap	Seg.1	Seg.2	Seg.3	Seg.4	Lap Time	km/h	Local Time
1							13:30'17.160
2	47.456	18.952	35.035	37.468	2'18.911P	178,3	13:32'36.071
3	28.822	18.000	34.564	36.756	1'58.142	179,1	13:34'34.213
4	28.402	17.835	33.949	37.430	1'57.616	178,0	13:36'31.829
5	28.279	17.749	34.019	36.409	1'56.456	179,7	13:38'28.285
6	28.160	17.618	33.927	36.265	1'55.970	184,2	13:40'24.255
7	28.814	18.773	38.585	36.082	2'02.254	170,6	13:42'26.509
8	28.052	17.493	33.689	36.256	1'55.490	183,6	13:44'21.999
9	27.923	17.819	37.160	4'14.640	5'37.542P	178,0	13:49'59.541
10	44.911	17.817	34.304	36.583	2'13.615P	182,7	13:52'13.156
11	28.164	17.824	35.623	36.430	1'58.041	177,4	13:54'11.197
12	28.154	17.808	33.738	36.484	1'56.184	180,9	13:56'07.381
13	28.171	17.785	38.385	44.105	2'08.446	176,3	13:58'15.827
14	27.756	17.469	33.601	35.845	1'54.671	183,6	14:00'10.498

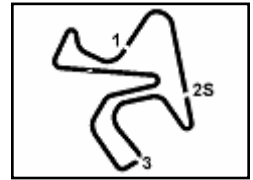
15° 16 M. LUNA BAYEN (1'55.287)							
Lap	Seg.1	Seg.2	Seg.3	Seg.4	Lap Time	km/h	Local Time
1							13:30'08.568
2	37.690	18.974	35.542	38.050	2'10.256P	181,2	13:32'18.824
3	28.705	18.181	34.280	36.873	1'58.039	185,7	13:34'16.863
4	28.400	17.521	34.400	4'37.985	5'58.306P	192,8	13:40'15.169
5	35.526	18.850	42.745	36.831	2'13.952P	174,9	13:42'29.121
6	28.389	17.949	34.140	37.020	1'57.498	187,9	13:44'26.619
7	27.984	17.837	33.874	38.127	1'57.822	186,4	13:46'24.441
8	33.942	18.049	39.954	40.681	2'12.626	187,0	13:48'37.067
9	29.801	17.632	33.681	37.657	1'58.771	190,8	13:50'35.838

07/06/2019 P = Pits In/Out - C = Lap Time Cancelled

These data/results cannot be reproduced, stored and/or transmitted in whole or in part by any manner of electronic, mechanical, photocopying, recording, broadcasting or otherwise now known or herein after developed without the previous express consent by the copyright owner, except for reproduction in daily press and regular printed publications on sale to the public within 60 days of the event related to those data/results and always provided that copyright symbol appears together as follows below.

© DORNA WSBK ORGANIZATION Srl 2019





Acerbis Spanish Round, 7-9 June 2019

Chronological Analysis Free Practice 2nd Session Gr.A

Jerez 4.423 m

3 / 4

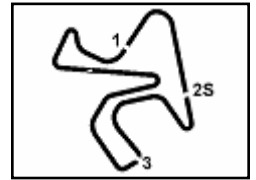
Lap	Seg.1	Seg.2	Seg.3	Seg.4	Lap Time	km/h	Local Time	Lap	Seg.1	Seg.2	Seg.3	Seg.4	Lap Time	km/h	Local Time	
10	28.332	17.574	34.150	36.626	1'56.682	189,9	13:52'32.520	4	28.379	17.706	34.399	36.600	1'57.084	184,2	13:36'34.865	
11	27.894	17.428	33.568	36.397	1'55.287	191,8	13:54'27.807	5	28.438	17.559	33.920	36.471	1'56.388	184,8	13:38'31.253	
12	27.982	17.464	34.091	36.242	1'55.779	193,8	13:56'23.586	6	28.372	17.922	34.018	6'25.938	7'46.250P	184,5	13:46'17.503	
13	28.258	17.572	33.899	36.059	1'55.788	187,9	13:58'19.374	7	47.492	19.580	34.434	37.818	2'19.324P	176,8	13:48'36.827	
14	27.895	17.532	33.728	36.504	1'55.659	187,3	14:00'15.033	8	31.642	18.205	34.000	2'02.083	3'25.930P	180,6	13:52'02.757	
16° 13 D. IOZZO (1'55.379)								20° 33 K. HARTMANN (1'56.471)								
Lap	Seg.1	Seg.2	Seg.3	Seg.4	Lap Time	km/h	Local Time	Lap	Seg.1	Seg.2	Seg.3	Seg.4	Lap Time	km/h	Local Time	
1							13:30'21.204	1							13:30'16.960	
2	44.712	18.608	35.831	37.006	2'16.157P	184,5	13:32'37.361	2	46.058			37.791	2'18.617P		13:32'35.577	
3	28.583	18.262	34.879	36.504	1'58.228	186,0	13:34'35.589	3	29.506			36.728	1'58.887		13:34'34.464	
4	28.811	17.617	34.118	36.429	1'56.975	191,2	13:36'32.564	4	28.894			36.552	1'57.901		13:36'32.365	
5	28.668	17.637	33.772	36.063	1'56.140	191,2	13:38'28.704	5	29.519			37.379	2'01.342		13:38'33.707	
6	28.004	17.576	33.637	36.258	1'55.475	187,9	13:40'24.179	6	28.478			36.827	1'57.437		13:40'31.144	
7	28.528	18.315	38.949	36.361	2'02.153	158,4	13:42'26.332	7	28.206			36.452	1'56.471		13:42'27.615	
8	28.064	17.676	33.843	36.638	1'56.221	182,1	13:44'22.553	8	29.078			37.206	1'58.943		13:44'26.558	
9	27.933	17.665	34.359	3'55.695	5'15.652P	183,9	13:49'38.205	9	28.503			5'10.911	6'31.104P		13:50'57.662	
10	58.770	22.388	40.575	37.814	2'39.547P	126,0	13:52'17.752	10	1'00.616			36.911	2'37.216P		13:53'34.878	
11	30.828	18.657	33.624	37.900	2'01.009	180,9	13:54'18.761	11	28.229			39.120	1'59.248		13:55'34.126	
12	28.424	17.625	33.820	35.840	1'55.709	186,4	13:56'14.470	12	28.756			36.979	1'58.362		13:57'32.488	
13	28.014	17.580	33.647	36.138	1'55.379	185,4	13:58'09.849	21° 5 G. ERILL (1'56.563)								
14	28.368	18.377	34.074	36.368	1'57.187	179,4	14:00'07.036	Lap	Seg.1	Seg.2	Seg.3	Seg.4	Lap Time	km/h	Local Time	
17° 15 M. BASTIANELLI (1'55.400)								1							13:30'08.935	
Lap	Seg.1	Seg.2	Seg.3	Seg.4	Lap Time	km/h	Local Time	2	38.450	19.334	35.967	37.781	2'11.532P	175,2	13:32'20.467	
1							13:32'18.949	3	28.849	18.179	34.537	37.608	1'59.173	182,4	13:34'19.640	
2					1'57.946		13:34'16.895	4	28.615	18.086	34.599	37.281	1'58.581	180,6	13:36'18.221	
3					1'59.614		13:36'16.509	5	28.387	17.835	33.926	3'07.055	4'27.203P	186,4	13:40'45.424	
4					2'02.360		13:38'18.869	6	38.050	18.370	34.750	37.041	2'08.211P	179,7	13:42'53.635	
5					3'45.490P		13:42'04.359	7	29.458	18.351	34.522	37.023	1'59.354	178,3	13:44'52.989	
6	42.462	20.070	36.325	36.518	2'15.375P	163,8	13:44'19.734	8	28.326	18.157	34.360	36.919	1'57.762	178,0	13:46'50.751	
7	28.362	17.766	33.874	36.485	1'56.487	178,8	13:46'16.221	9	28.319	17.968	34.048	36.760	1'57.095	180,3	13:48'47.846	
8	28.281	17.762	33.826	36.443	1'56.312	180,9	13:48'12.533	10	28.591	18.339	34.658	36.882	1'58.470	180,0	13:50'46.316	
9	31.492	18.268	35.750	36.210	2'01.720	163,3	13:50'14.253	11	28.327	18.076	34.077	36.572	1'57.052	180,3	13:52'43.368	
10	28.052	17.780	39.435	43.091	2'08.358	164,3	13:52'22.611	12	28.423	18.090	34.030	36.547	1'57.090	180,9	13:54'40.458	
11	28.162	17.490	33.552	36.196	1'55.400	186,0	13:54'18.011	13	28.133	17.836	33.770	36.824	1'56.563	181,8	13:56'37.021	
12	28.134	17.603	33.754	36.131	1'55.622	182,4	13:56'13.633	14	28.285	18.034	34.308	39.827	2'00.454	178,0	13:58'37.475	
13	28.256	17.797	33.792	36.231	1'56.076	181,2	13:58'09.709	15	28.348	18.071	34.099	36.725	1'57.243	178,3	14:00'34.718	
14	28.727	17.834	34.032	36.097	1'56.690	180,3	14:00'06.399	22° 52 O. KÖNIG (1'56.787)								
18° 7 T. KAWAKAMI (1'55.537)								Lap	Seg.1	Seg.2	Seg.3	Seg.4	Lap Time	km/h	Local Time	
Lap	Seg.1	Seg.2	Seg.3	Seg.4	Lap Time	km/h	Local Time	1								13:32'16.659
1							13:30'19.362	2	28.707	18.058	34.556	37.687	1'59.008	183,6	13:34'15.667	
2	45.940	19.119	35.630	38.020	2'18.709P	179,7	13:32'38.071	3	28.665	18.032	34.492	37.323	1'58.512	182,1	13:36'14.179	
3	28.892	17.503	34.730	36.538	1'57.663	187,9	13:34'35.734	4	28.430	17.918	34.258	37.220	1'57.826	183,6	13:38'12.005	
4	28.777	17.549	34.378	36.439	1'57.143	191,2	13:36'32.877	5	28.286	17.913	34.057	36.820	1'57.076	182,7	13:40'09.081	
5	28.619	17.432	34.012	36.197	1'56.260	191,8	13:38'29.137	6	29.916	18.850	40.863	49.206	2'18.835	177,1	13:42'27.916	
6	28.328	17.478	33.548	36.589	1'55.943	185,7	13:40'25.080	7	28.879	18.092	34.330	37.062	1'58.363	182,4	13:44'26.279	
7	28.654	18.945	34.298	36.488	1'58.385	182,4	13:42'23.465	8	28.189	18.040	34.079	36.737	1'57.045	188,3	13:46'23.324	
8	28.180	17.827	33.999	37.527	1'57.533	180,0	13:44'20.998	9	28.304	17.827	34.071	36.585	1'56.787	183,6	13:48'20.111	
9	28.556	18.809	34.904	2'25.775	3'48.044P	174,1	13:48'09.042	10	28.244	17.804	33.858	37.225	1'57.131	183,9	13:50'17.242	
10	35.775	17.939	35.604	36.297	2'05.615P	180,3	13:50'14.657	23° 47 F. HERNANDEZ MOYANO (1'57.137)								
11	28.083	17.762	39.603	43.619	2'09.067	181,5	13:52'23.724	Lap	Seg.1	Seg.2	Seg.3	Seg.4	Lap Time	km/h	Local Time	
12	28.453	17.568	33.839	37.906	1'57.766	184,5	13:54'21.490	1							13:30'16.613	
13	28.198	17.326	33.939	36.074	1'55.537	190,5	13:56'17.027	2	42.194	18.354	35.226	37.647	2'13.421P	180,9	13:32'30.034	
14	28.110	17.723	33.699	36.226	1'55.758	182,4	13:58'12.785	3	29.093	18.298	34.482	36.904	1'58.777	178,6	13:34'28.811	
15	28.258	17.657	33.867	35.911	1'55.693	182,1	14:00'08.478	4	28.973	18.269	37.108	38.966	2'03.316	177,4	13:36'32.127	
19° 11 K. ARDUINI (1'56.142)								5	29.035	17.649	34.312	36.495	1'57.491	188,6	13:38'29.618	
Lap	Seg.1	Seg.2	Seg.3	Seg.4	Lap Time	km/h	Local Time	20° 47 F. HERNANDEZ MOYANO (1'57.137)								
1							13:30'18.218	Lap	Seg.1	Seg.2	Seg.3	Seg.4	Lap Time	km/h	Local Time	
2	47.300	18.744	35.470	40.723	2'22.237P	180,0	13:32'40.455	1							13:30'16.613	
3	28.714	17.759	34.068	36.785	1'57.326	184,2	13:34'37.781	2	42.194	18.354	35.226	37.647	2'13.421P	180,9	13:32'30.034	

07/06/2019 P = Pits In/Out - C = Lap Time Cancelled

These data/results cannot be reproduced, stored and/or transmitted in whole or in part by any manner of electronic, mechanical, photocopying, recording, broadcasting or otherwise now known or herein after developed without the previous express consent by the copyright owner, except for reproduction in daily press and regular printed publications on sale to the public within 60 days of the event related to those data/results and always provided that copyright symbol appears together as follows below.

© DORNA WSBK ORGANIZATION Srl 2019





Acerbis Spanish Round, 7-9 June 2019

Chronological Analysis Free Practice 2nd Session Gr.A

6	28.686	17.918	34.253	36.569	1'57.426	187,3	13:40'27.044	5	29.821	18.902	35.816	38.655	2'03.194	179,1	13:38'54.834
7	28.523	18.084	34.212	36.318	1'57.137	182,7	13:42'24.181	6	29.903	19.196	40.804	40.364	2'10.267C	178,3	13:41'05.101
8	32.552	19.023	36.085	2'53.122	4'20.782P	178,8	13:46'44.963	7	30.161	19.096	36.577	1'39.592	3'05.426P	180,0	13:44'10.527
9	37.887	18.316	34.892	37.263	2'08.358P	177,7	13:48'53.321	8	47.927	19.161	36.316	38.719	2'22.123P	177,1	13:46'32.650
10	28.939	18.060	34.286	36.797	1'58.082	180,3	13:50'51.403	9	30.837	18.721	35.934	38.513	2'04.005	181,8	13:48'36.655
11	28.729	18.150	34.441	36.994	1'58.314	179,1	13:52'49.717	10	30.120	18.481	35.249	38.406	2'02.256	184,5	13:50'38.911

24° 23 P. GIACOMINI (1'57.174)

Lap	Seg.1	Seg.2	Seg.3	Seg.4	Lap Time	km/h	Local Time
1		19.034	36.471	38.201		174,1	13:32'15.321
2	29.531	18.648	35.045	37.246	2'00.470	176,8	13:34'15.791
3	29.002	17.896	34.825	38.932	2'00.655	184,5	13:36'16.446
4	28.758	17.996	34.607	37.069	1'58.430	183,6	13:38'14.876
5	28.585	18.027	34.458	37.211	1'58.281	181,8	13:40'13.157
6	28.632	19.388	38.851	40.177	2'07.048	162,3	13:42'20.205
7	29.974	18.914	35.176	37.112	2'01.176	177,7	13:44'21.381
8	28.451	18.434	34.492	2'34.765	3'56.142P	182,1	13:48'17.523
9	41.355	19.553	34.865	37.248	2'13.021P	180,9	13:50'30.544
10	28.431	17.898	34.146	37.015	1'57.490	182,1	13:52'28.034
11	29.030	18.113	34.753	37.080	1'58.976	183,9	13:54'27.010
12	28.307	17.820	34.398	36.660	1'57.185	187,9	13:56'24.195
13	28.481	17.866	34.103	36.724	1'57.174	184,5	13:58'21.369
14	28.485	18.104	34.129	36.960	1'57.678	179,7	14:00'19.047

25° 9 S. NAUD (2'00.809)

Lap	Seg.1	Seg.2	Seg.3	Seg.4	Lap Time	km/h	Local Time
1		19.320	37.690	39.097		176,6	13:32'16.963
2	30.092	18.599	36.103	38.324	2'03.118	183,9	13:34'20.081
3	29.989	18.381	36.027	2'09.481	3'33.878P	182,4	13:37'53.959
4	39.940	18.706	36.337	38.235	2'13.218P	180,9	13:40'07.177
5	29.569	18.515	35.679	37.973	2'01.736	181,5	13:42'08.913
6	29.611	18.445	35.975	1'59.684	3'23.715P	180,9	13:45'32.628
7	39.876	18.541	36.348	38.546	2'13.311P	179,1	13:47'45.939
8	29.813	18.507	35.930	37.898	2'02.148	178,6	13:49'48.087
9	29.573	18.333	35.905	37.877	2'01.688	182,4	13:51'49.775
10	29.832	18.394	35.919	1'35.179	2'59.324P	181,8	13:54'49.099
11	38.189	18.784	36.503	38.515	2'11.991P	173,5	13:57'01.090
12	29.698	18.523	35.701	37.570	2'01.492	180,3	13:59'02.582
13	29.545	18.312	35.565	37.387	2'00.809	180,9	14:01'03.391

26° 84 K. ALOISI (2'00.959)

Lap	Seg.1	Seg.2	Seg.3	Seg.4	Lap Time	km/h	Local Time
1							13:30'21.560
2	45.017	19.189	36.787	39.194	2'20.187P	179,7	13:32'41.747
3	29.448	18.536	35.791	38.267	2'02.042	181,8	13:34'43.789
4	29.497	18.621	35.709	38.329	2'02.156	178,3	13:36'45.945
5	29.661	18.564	35.922	38.190	2'02.337	180,3	13:38'48.282
6	29.476	18.558	35.754	37.955	2'01.743	178,0	13:40'50.025
7	29.403	18.511	35.894	37.789	2'01.597	179,7	13:42'51.622
8	32.046	19.064	36.921	3'59.759	5'27.790P	177,1	13:48'19.412
9	40.049	19.883	36.191	38.591	2'14.714P	181,5	13:50'34.126
10	29.351	18.344	35.420	37.925	2'01.040	182,4	13:52'35.166
11	29.185	18.299	35.612	38.130	2'01.226	181,5	13:54'36.392
12	29.224	18.431	35.436	37.868	2'00.959	179,7	13:56'37.351
13	28.983	18.680	36.572	38.699	2'02.934	175,2	13:58'40.285
14	32.634	19.035	36.200	38.117	2'05.986	177,4	14:00'46.271

27° 19 B. MOLINA (2'01.797)

Lap	Seg.1	Seg.2	Seg.3	Seg.4	Lap Time	km/h	Local Time
1							13:30'16.261
2	47.894	20.374	38.393	40.442	2'27.103P	174,1	13:32'43.364
3	30.384	18.840	36.095	38.704	2'04.023	182,4	13:34'47.387
4	29.942	19.277	36.314	38.720	2'04.253	177,4	13:36'51.640

07/06/2019 P = Pits In/Out - C = Lap Time Cancelled

These data/results cannot be reproduced, stored and/or transmitted in whole or in part by any manner of electronic, mechanical, photocopying, recording, broadcasting or otherwise now known or herein after developed without the previous express consent by the copyright owner, except for reproduction in daily press and regular printed publications on sale to the public within 60 days of the event related to those data/results and always provided that copyright symbol appears together as follows below.

© DORNA WSBK ORGANIZATION Srl 2019



Official Fuel Supplier



FKR PERUGIA TIMING

Official Tyre Supplier



Official Timekeeper