

Jerez 4.423 m

Acerbis Spanish Round, 7-9 June 2019

Chronological Analysis Free Practice 2nd Session Gr.B

1 / 4

1° 72 V. STEEMAN (1'53.665)							
Lap	Seg.1	Seg.2	Seg.3	Seg.4	Lap Time	km/h	Local Time
1							14:16'22.554
2	38.358	17.832	33.944	36.007	2'06.141P	186,7	14:18'28.695
3	28.028	17.235	33.507	35.701	1'54.471	190,8	14:20'23.166
4	27.879	17.398	33.191	35.553	1'54.021	188,9	14:22'17.187
5	27.778	17.319	33.137	35.431	1'53.665	191,5	14:24'10.852
6	28.486	17.809	33.923	36.100	1'56.318	185,1	14:26'07.170
7	27.968	17.436	34.018	8'45.167	10'04.589P	190,8	14:36'11.759
8	40.689	18.634	34.317	36.415	2'10.055P	181,8	14:38'21.814
9	28.008	17.123	33.248	35.477	1'53.856	191,8	14:40'15.670
10	27.876	17.252	33.315	37.882	1'56.325C	189,9	14:42'11.995
11	27.747	17.378	33.211	35.660	1'53.996	187,6	14:44'05.991
12	29.060	18.223	34.893	36.529	1'58.705	182,4	14:46'04.696

3	28.259	18.273	33.821	35.939	1'56.292	180,9	14:19'13.192
4	28.216	17.762	33.471	36.777	1'56.226	184,2	14:21'09.418
5	28.100	17.578	33.741	36.062	1'55.481	185,1	14:23'04.899
6	28.111	17.819	34.690	39.278	1'59.898	170,1	14:25'04.797
7	27.958	18.473	34.461	6'38.666	7'59.558P	155,7	14:33'04.355
8	35.188	17.967	34.406	37.177	2'04.738P	181,5	14:35'09.093
9	27.899	17.653	33.518	35.950	1'55.020	184,2	14:37'04.113
10	28.282	17.581	33.532	37.641	1'57.036	181,8	14:39'01.149
11	29.374	19.987	36.704	38.459	2'04.524	126,9	14:41'05.673
12	28.262	17.608	34.938	39.638	2'00.446	184,8	14:43'06.119
13	28.297	17.735	34.907	36.380	1'57.319	183,0	14:45'03.438

2° 25 A. VERDOÍA (1'54.337)							
Lap	Seg.1	Seg.2	Seg.3	Seg.4	Lap Time	km/h	Local Time
1							14:15'28.951
2	40.747	18.134	34.738	37.147	2'10.766P	168,3	14:17'39.717
3	27.853	17.529	33.257	35.698	1'54.337	180,9	14:19'34.054
4	27.958	17.640	33.413	35.660	1'54.671	180,0	14:21'28.725
5	29.062	18.754	36.390	36.222	2'00.428	136,9	14:23'29.153
6	27.809	17.349	33.153	9'20.091	10'38.402P	187,6	14:34'07.555

6° 21 B. SANCHEZ (1'55.131)							
Lap	Seg.1	Seg.2	Seg.3	Seg.4	Lap Time	km/h	Local Time
1							14:15'08.002
2	44.003	18.323	34.776	36.966	2'14.068P	181,8	14:17'22.070
3	28.601	17.885	34.142	36.374	1'57.002	182,1	14:19'19.072
4	28.199	17.578	33.883	2'53.620	4'13.280P	185,1	14:23'32.352
5	45.249	20.420	45.115	39.081	2'29.865P	164,3	14:26'02.217
6	28.454	17.664	33.909	36.488	1'56.515	182,7	14:27'58.732
7	28.296	18.485	34.785	3'47.067	5'08.633P	176,0	14:33'07.365
8	36.298	17.896	33.722	36.380	2'04.296P	183,3	14:35'11.661
9	28.002	17.681	33.511	35.937	1'55.131	183,6	14:37'06.792
10	27.902	17.538	33.895	38.262	1'57.597	185,7	14:39'04.389
11	28.101	18.111	35.803	39.749	2'01.764	177,4	14:41'06.153
12	28.340	17.493	35.748	39.358	2'00.939C	191,8	14:43'07.092
13	28.377	17.422	33.974	36.700	1'56.473	186,7	14:45'03.565

3° 10 U. ORRADE (1'54.547)							
Lap	Seg.1	Seg.2	Seg.3	Seg.4	Lap Time	km/h	Local Time
1							14:15'28.924
2	40.077	18.031	34.765	36.870	2'09.743P	183,3	14:17'38.667
3	28.428	18.001	33.701	35.998	1'56.128	180,9	14:19'34.795
4	28.075	17.823	33.579	36.130	1'55.607	180,0	14:21'30.402
5	28.241	17.910	35.313	36.018	1'57.482	180,3	14:23'27.884
6	27.787	17.621	33.398	35.741	1'54.547	190,2	14:25'22.431
7	29.678	18.329	35.719	37.077	2'00.803	182,1	14:27'23.234
8	27.972	17.797	33.555	36.273	1'55.597	181,2	14:29'18.831
9	29.664	18.249	34.638	2'38.534	4'01.085P	177,1	14:33'19.916
10	47.146	20.269	34.125	36.347	2'17.887P	177,7	14:35'37.803
11	28.039	17.915	33.447	35.638	1'55.039	178,0	14:37'32.842
12	27.745	17.713	33.580	36.410	1'55.448	181,2	14:39'28.290
13	28.066	17.678	38.766	37.059	2'01.569	180,0	14:41'29.859
14	27.955	17.602	33.389	36.043	1'54.989	179,4	14:43'24.848
15	30.990	20.858	33.746	36.067	2'01.661	180,0	14:45'26.509

7° 20 D. LOUREIRO (1'55.250)							
Lap	Seg.1	Seg.2	Seg.3	Seg.4	Lap Time	km/h	Local Time
1							14:17'22.910
2	28.145	17.620	33.790	36.326	1'55.881	188,3	14:19'18.791
3	27.937	17.399	33.590	36.324	1'55.250	186,7	14:21'14.041
4	28.009	17.497	35.755	38.330	1'59.591	190,5	14:23'13.632
5	27.858	17.625	36.734	36.190	1'58.407	186,0	14:25'12.039
6	28.034	17.434	33.909	5'32.465	6'51.842P	189,5	14:32'03.881
7	41.570	19.977	38.515	39.202	2'19.264P	145,1	14:34'23.145
8	29.296	18.835	33.940	35.980	1'58.051	180,6	14:36'21.196
9	28.147	17.789	33.929	36.177	1'56.042	180,0	14:38'17.238
10	29.864	19.274	34.648	1'32.280	2'56.066P	173,0	14:41'13.304
11	43.795	18.844	33.328	35.946	2'11.913P	182,4	14:43'25.217

4° 95 S. DEROUE (1'54.671)							
Lap	Seg.1	Seg.2	Seg.3	Seg.4	Lap Time	km/h	Local Time
1							14:15'07.092
2	43.911	18.059	34.494	36.306	2'12.770P	185,4	14:17'19.862
3	28.256	17.559	33.393	35.778	1'54.986	187,6	14:19'14.848
4	27.938	17.407	33.981	36.177	1'55.503	188,6	14:21'10.351
5	27.844	17.387	33.648	35.881	1'54.760	188,9	14:23'05.111
6	28.129	17.539	34.485	41.332	2'01.485	183,6	14:25'06.596
7	27.937	17.490	33.350	6'37.775	7'56.552P	185,7	14:33'03.148
8	36.012	18.382	34.550	36.797	2'05.741P	169,5	14:35'08.889
9	27.991	17.675	33.422	36.865	1'55.953	184,2	14:37'04.842
10	27.882	17.657	34.050	41.866	2'01.455	186,0	14:39'06.297
11	27.760	17.525	38.223	37.265	2'00.773	187,0	14:41'07.070
12	27.761	17.212	34.225	42.670	2'01.868	194,2	14:43'08.938
13	27.857	17.378	33.385	36.051	1'54.671	189,2	14:45'03.609

8° 3 M. PEDENEAU (1'55.298)							
Lap	Seg.1	Seg.2	Seg.3	Seg.4	Lap Time	km/h	Local Time
1							14:17'20.722
2	28.168	17.502	33.821	36.072	1'55.563	189,5	14:19'16.285
3	29.130			2'01.244	3'21.627P		14:22'37.912
4	38.470			36.463	2'07.359P		14:24'45.271
5	28.279			36.227	1'56.029		14:26'41.300
6	28.185			36.432	1'56.093		14:28'37.393
7	27.908			36.079	1'55.298		14:30'32.691
8	28.170			36.291	1'56.132		14:32'28.823
9	28.270			6'42.280	8'07.382P		14:40'36.205
10	37.811			36.727	2'06.989P		14:42'43.194
11	28.193			36.272	1'56.195		14:44'39.389
12	28.026			36.312	1'56.227		14:46'35.616

5° 69 J. BUIS (1'55.020)							
Lap	Seg.1	Seg.2	Seg.3	Seg.4	Lap Time	km/h	Local Time
1							14:15'06.861
2	41.233	17.883	34.191	36.732	2'10.039P	187,0	14:17'16.900

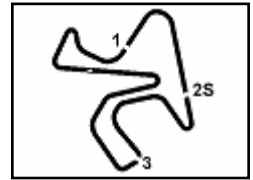
9° 97 M. KAPPLER (1'55.332)							
Lap	Seg.1	Seg.2	Seg.3	Seg.4	Lap Time	km/h	Local Time
1							14:15'45.825
2	37.345	18.246	34.145	36.473	2'06.209P	183,3	14:17'52.034
3	28.403	17.664	33.783	35.989	1'55.839	184,5	14:19'47.873

07/06/2019 P = Pits In/Out - C = Lap Time Cancelled

These data/results cannot be reproduced, stored and/or transmitted in whole or in part by any manner of electronic, mechanical, photocopying, recording, broadcasting or otherwise now known or herein after developed without the previous express consent by the copyright owner, except for reproduction in daily press and regular printed publications on sale to the public within 60 days of the event related to those data/results and always provided that copyright symbol appears together as follows below.

© DORNA WSBK ORGANIZATION Srl 2019





Acerbis Spanish Round, 7-9 June 2019

Chronological Analysis Free Practice 2nd Session Gr.B

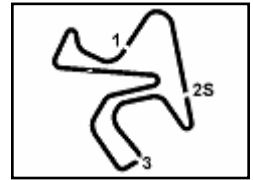
10°								13°							
36 B. NEILA (1'55.354)								27 F. ROVELLI (1'55.868)							
Lap	Seg.1	Seg.2	Seg.3	Seg.4	Lap Time	km/h	Local Time	Lap	Seg.1	Seg.2	Seg.3	Seg.4	Lap Time	km/h	Local Time
1							14:15'28.098	1							14:15'12.833
2	40.520	18.090	34.737	36.810	2'10.157P	179,1	14:17'38.255	2	38.283	18.660	34.060	36.516	2'07.519P	178,3	14:17'20.352
3	28.762	18.111	33.931	36.067	1'56.871	178,3	14:19'35.126	3	28.230	17.769	33.595	36.277	1'55.871	182,7	14:19'16.223
4	28.027	17.604	33.817	35.906	1'55.354	185,1	14:21'30.480	4	28.242	17.816	33.550	36.260	1'55.868	178,8	14:21'12.091
5	28.406	17.683	34.045	36.416	1'56.550	182,7	14:23'27.030	5	28.384	17.773	33.889	36.604	1'56.650	181,2	14:23'08.741
6	28.506	17.679	33.723	35.860	1'55.768	184,5	14:25'22.798	6	28.259	17.616	33.633	36.521	1'56.029	182,7	14:25'04.770
7	28.987	18.413	34.795	4'35.015	5'57.210P	179,1	14:31'20.008	7	30.396	17.932	33.645	6'40.327	8'02.300P	181,8	14:33'07.070
8	45.877	20.282	35.283	52.698	2'34.140P	168,8	14:33'54.148	8	35.880	18.031	33.768	36.393	2'04.072P	178,8	14:35'11.142
9	38.528	19.283	35.123	36.846	2'09.780P	160,0	14:36'03.928	9	28.281	17.950	33.949	35.995	1'56.175	178,8	14:37'07.317
10	28.649	18.054	34.349	36.508	1'57.560	176,3	14:38'01.488	10	27.983	17.689	33.513	40.747	1'59.932	183,0	14:39'07.249
11	28.512	17.917	34.341	36.700	1'57.470	178,3	14:39'58.958	11	28.212	17.790	35.045	37.986	1'59.033	179,4	14:41'06.282
12	29.779	17.891	34.146	36.397	1'58.213	183,0	14:41'57.171	12	28.039	17.598	34.968	39.672	2'00.277	187,0	14:43'06.559
13	28.488	17.597	34.009	36.459	1'56.553	183,0	14:43'53.724	13	28.390	17.515	36.594	37.157	1'59.656	188,9	14:45'06.215
14	28.816	18.885	34.502	37.239	1'59.442	177,4	14:45'53.166								
11°								14°							
85 K. SABATUCCI (1'55.452)								65 J. FACCO (1'55.922)							
Lap	Seg.1	Seg.2	Seg.3	Seg.4	Lap Time	km/h	Local Time	Lap	Seg.1	Seg.2	Seg.3	Seg.4	Lap Time	km/h	Local Time
1							14:16'17.181	1							14:15'48.878
2	38.319	19.068	35.030	37.326	2'09.743P	171,1	14:18'26.924	2	38.125	18.175	34.513	37.223	2'08.036P	181,5	14:17'56.914
3	28.969	18.185	34.279	36.905	1'58.338	179,1	14:20'25.262	3	29.243	18.465	35.598	2'24.238	3'47.544P	173,0	14:21'44.458
4	28.975	18.194	34.469	36.864	1'58.502	178,0	14:22'23.764	4	29.932	18.115	34.253	36.626	2'08.926P	183,0	14:23'53.384
5	28.565	18.101	34.105	36.786	1'57.557	180,3	14:24'21.321	5	28.234	17.841	33.967	36.577	1'56.619	183,9	14:25'50.003
6	28.462	18.128	34.115	36.760	1'57.465	180,9	14:26'18.786	6	28.248	17.814	34.176	4'15.145	5'35.383P	183,3	14:31'25.386
7	28.481	18.055	35.676	4'40.165	6'02.377P	181,5	14:32'21.163	7	41.745	20.542	34.743	37.162	2'14.192P	173,3	14:33'39.578
8	39.068	18.325	34.305	36.702	2'08.400P	178,0	14:34'29.563	8	28.581	18.144	36.609	36.572	1'59.906	178,0	14:35'39.484
9	28.567	18.156	34.185	36.604	1'57.512	178,3	14:36'27.075	9	28.168	18.160	33.901	36.263	1'56.492	178,6	14:37'35.976
10	28.203	17.869	33.955	36.145	1'56.172	179,1	14:38'23.247	10	27.987	17.925	33.796	36.214	1'55.922	180,6	14:39'31.898
11	28.235	17.893	33.894	36.246	1'56.268	179,1	14:40'19.515	11	28.111	17.928	34.561	38.678	1'59.278	181,5	14:41'31.176
12	28.107	17.882	33.707	36.247	1'55.943	180,0	14:42'15.458	12	28.100	17.866	33.820	37.918	1'57.704	181,2	14:43'28.880
13	28.079	17.915	33.719	36.209	1'55.922	179,4	14:44'11.380	13	28.283	17.819	34.580	36.484	1'57.166	183,0	14:45'26.046
14	28.075	17.831	33.687	35.859	1'55.452	180,0	14:46'06.832								
12°								15°							
73 A. CARRIÓN (1'55.693)								44 T. BRAMICH (1'56.172)							
Lap	Seg.1	Seg.2	Seg.3	Seg.4	Lap Time	km/h	Local Time	Lap	Seg.1	Seg.2	Seg.3	Seg.4	Lap Time	km/h	Local Time
1							14:15'16.904	1							14:17'13.848
2	37.119	18.065	34.591	37.629	2'07.404P	180,9	14:17'24.308	2	28.586	17.781	34.280	36.621	1'57.268	187,9	14:19'11.116
3	28.927	18.058	34.018	36.976	1'57.979	180,9	14:19'22.287	3	28.943	18.758	35.191	36.838	1'59.730	178,6	14:21'10.846
4	28.250	17.974	33.926	36.638	1'56.788	180,0	14:21'19.075	4	28.283	17.615	33.802	36.472	1'56.172	188,9	14:23'07.018
5	28.382	17.858	33.652	36.439	1'56.331	183,3	14:23'15.406	5	28.222	17.495	34.347	37.034	1'57.098	190,8	14:25'04.116
6	28.132	17.736	33.509	36.316	1'55.693	184,5	14:25'11.099	6	28.485	18.089	34.599	6'02.762	7'23.935P	186,0	14:32'28.051
7	28.370	17.907	34.458	37.411	1'58.146	183,3	14:27'09.245	7	1'03.787	21.668	38.242	37.459	2'41.156P	139,1	14:35'09.207
8	28.147	17.738	34.301	3'37.789	4'57.975P	184,5	14:32'07.220	8	28.342	17.861	34.108	36.425	1'56.736	185,4	14:37'05.943
9	38.810	19.772	37.627	56.212	2'32.421P	155,9	14:34'39.641	9	28.285	17.726	34.040	36.454	1'56.505	181,2	14:39'02.448
10	39.491	17.886	34.068	36.981	2'08.426P	182,4	14:36'48.067	10	28.486	18.313	38.274	37.167	2'02.240	145,9	14:41'04.688
11	28.174	17.877	33.718	36.566	1'56.335	180,9	14:38'44.402	11	28.666	18.145	35.364	40.241	2'02.416	182,7	14:43'07.104
12	28.069	18.000	33.943	36.900	1'56.912	180,0	14:40'41.314	12	28.734	17.510	33.963	36.759	1'56.966	192,5	14:45'04.070
13	28.075	17.841	33.669	36.612	1'56.197	181,8	14:42'37.511								
14	28.040	17.800	33.513	36.460	1'55.813	179,7	14:44'33.324								
15	27.950	17.948	33.456	36.404	1'55.758	179,1	14:46'29.082								
16°								16°							
35 F. DE BRUIN (1'56.205)								35 F. DE BRUIN (1'56.205)							
Lap	Seg.1	Seg.2	Seg.3	Seg.4	Lap Time	km/h	Local Time	Lap	Seg.1	Seg.2	Seg.3	Seg.4	Lap Time	km/h	Local Time
1							14:15'51.071	1							14:15'51.071
2	36.686	18.093	34.782	37.403	2'06.964P	180,3	14:17'58.035	2	36.686	18.093	34.782	37.403	2'06.964P	180,3	14:17'58.035
3	28.752	17.965	34.406	36.969	1'58.092	182,7	14:19'56.127	3	28.752	17.965	34.406	36.969	1'58.092	182,7	14:19'56.127
4	28.696	17.935	33.949	36.545	1'57.125	178,3	14:21'53.252	4	28.696	17.935	33.949	36.545	1'57.125	178,3	14:21'53.252
5	28.817	17.890	34.239	36.972	1'57.918	182,1	14:23'51.170	5	28.817	17.890	34.239	36.972	1'57.918	182,1	14:23'51.170
6	28.812	19.426	34.880	36.720	1'59.838	147,3	14:25'51.008	6	28.812	19.426	34.880	36.720	1'59.838	147,3	14:25'51.008
7	28.413	17.810	33.825	36.432	1'56.480	182,4	14:27'47.488	7	28.413	17.810	33.825	36.432	1'56.480	182,4	14:27'47.488
8	28.393	17.840	34.239	1'34.153	2'54.625P	180,9	14:30'42.113	8	28.393	17.840	34.239	1'34.153	2'54.625P	180,9	14:30'42.113
9	37.669	18.145	34.776	38.085	2'08.675P	179,1	14:32'50.788	9	37.669	18.145	34.776	38.085	2'08.675P	179,1	14:32'50.788
10	28.478	18.271	35.712	36.757	1'59.218	149,4	14:34'50.006	10	28.478	18.271	35.712	36.757	1'59.218	149,4	14:34'50.006
11	28.348	18.119	33.855	36.393	1'56.715	181,2	14:36'46.721	11	28.348	18.119	33.855	36.393	1'56.715	181,2	14:36'46.721
12	28.181	17.883	33.913	36.512	1'56.489	180,0	14:38'43.210	12	28.181	17.883	33.913	36.512	1'56.489	180,0	14:38'43.210
13	30.430	18.188	33.865	36.572	1'59.055	180,3	14:40'42.265	13	30.430	18.188	33.865	36.572	1'59.055	180,3	14:40'42.265
14	28.546	17.701	33.528	36.430	1'56.205	181,8	14:42'38.470	14	28.546	17.701	33.528	36.430	1'56.205	181,8	14:42'38.470

07/06/2019 P = Pits In/Out - C = Lap Time Cancelled

These data/results cannot be reproduced, stored and/or transmitted in whole or in part by any manner of electronic, mechanical, photocopying, recording, broadcasting or otherwise now known or herein after developed without the previous express consent by the copyright owner, except for reproduction in daily press and regular printed publications on sale to the public within 60 days of the event related to those data/results and always provided that copyright symbol appears together as follows below.

© DORNA WSBK ORGANIZATION Srl 2019





Acerbis Spanish Round, 7-9 June 2019

Chronological Analysis Free Practice 2nd Session Gr.B

Jerez 4.423 m

3 / 4

17° 78 J. FORAY (1'56.292)								21° 61 Y. OKAYA (1'56.541)							
Lap	Seg.1	Seg.2	Seg.3	Seg.4	Lap Time	km/h	Local Time	Lap	Seg.1	Seg.2	Seg.3	Seg.4	Lap Time	km/h	Local Time
15	28.355	18.115	33.696	36.784	1'56.950	178,8	14:44'35.420	7	27.753	17.714	36.926	38.488	2'00.881	187,6	14:43'06.642
16	28.206	17.882	33.761	36.519	1'56.368	177,1	14:46'31.788								
1		18.826	36.281	37.352		180,9	14:17'12.927	2	43.861	18.044	34.914	37.202	2'14.021P	181,5	14:17'19.442
2	28.881	18.155	34.028	37.690	1'58.754	181,8	14:19'11.681	3	28.640	17.741	33.854	36.306	1'56.541	188,6	14:19'15.983
3	28.467	17.754	34.529	37.206	1'57.956	183,6	14:21'09.637	4	28.231	18.784	35.065	2'06.885	3'28.965P	175,2	14:22'44.948
4	28.514	17.646	34.183	36.687	1'57.030	188,6	14:23'06.667	5	41.728	18.886	39.560	37.918	2'18.092P	148,0	14:25'03.040
5	28.232	17.624	33.852	36.630	1'56.338	187,6	14:25'03.005	6	29.334	17.766	34.813	37.097	1'59.010	187,6	14:27'02.050
6	28.320	17.867	34.225	3'53.452	5'13.864P	184,2	14:30'16.869	7	28.515	18.020	34.542	2'38.609	3'59.686P	182,4	14:31'01.736
7	55.635	22.195	37.846	39.137	2'34.813P	123,5	14:32'51.682	8	41.243	18.307	34.971	36.880	2'11.401P	179,7	14:33'13.137
8	28.628	18.042	34.102	36.792	1'57.564	182,1	14:34'49.246	9	28.748	18.031	34.403	36.709	1'57.891	182,1	14:35'11.028
9	28.265	17.798	33.920	36.740	1'56.723	184,2	14:36'45.969	10	28.675	18.198	34.312	36.523	1'57.708	186,4	14:37'08.736
10	28.479	19.031	36.830	49.846	2'14.186P	146,7	14:39'00.155	11	28.658	17.853	34.383	36.990	1'57.884	183,0	14:39'06.620
11	35.857	17.535	34.598	37.515	2'05.505P	188,6	14:41'05.660	12	28.565	17.988	35.158	3'03.804	4'25.515P	180,3	14:43'32.135
12	28.600	17.676	35.362	40.767	2'02.405	190,5	14:43'08.065	13	40.853	18.422	35.680	37.354	2'12.309P	181,8	14:45'44.444
13	28.150	17.367	34.388	36.387	1'56.292	190,8	14:45'04.357								
1				37.750			14:17'12.271	2	45.855	18.333	35.053	37.369	2'16.610P	184,2	14:17'18.596
2	28.930	17.850	34.247	36.860	1'57.887		14:19'10.158	3	28.594	17.731	34.525	36.681	1'57.531	182,7	14:19'16.127
3	29.299			37.366	1'59.421		14:21'09.579	4	28.994	17.762	34.216	36.516	1'57.488	180,3	14:21'13.615
4	28.272			36.632	1'56.835		14:23'06.414	5	28.303	17.580	35.233	37.606	1'58.722	188,3	14:23'12.337
5	28.334			36.637	1'56.888		14:25'03.302	6	28.457	17.858	34.051	36.684	1'57.050	182,7	14:25'09.387
6	28.679			38.707	1'59.169		14:27'02.471	7	28.703	17.850	34.309	37.239	1'58.101	185,7	14:27'07.488
7	30.124			1'26.178	2'52.067P		14:29'54.538	8	28.700	17.928	34.566	4'33.826	5'55.020P	180,6	14:33'02.508
8	44.468			37.662	2'14.445P		14:32'08.983	9	37.372	18.074	34.727	37.247	2'07.420P	174,1	14:35'09.928
9	29.069			37.046	1'59.426		14:34'08.409	10	28.445	17.832	34.048	36.400	1'56.725	181,2	14:37'06.653
10	28.403			36.525	1'57.106		14:36'05.515	11	28.527	17.662	34.158	37.285	1'57.632	182,1	14:39'04.285
11	28.223			36.363	1'56.355		14:38'01.870	12	28.611	17.772	34.437	38.999	1'59.819	183,3	14:41'04.104
12	28.279			37.322	1'58.075		14:39'59.945	13	28.976	18.267	35.705	39.572	2'02.520	176,0	14:43'06.624
13	28.515			36.498	1'56.891		14:41'56.836	14	28.789	17.776	34.588	36.608	1'57.761	186,4	14:45'04.385
14	28.490			36.984	1'57.585		14:43'54.421								
15	28.267			36.552	1'57.026		14:45'51.447								
1							14:14'54.371	2	44.034	18.452	35.369	37.286	2'15.141P	184,8	14:17'14.179
2	52.680	18.537	34.922	37.908	2'24.047P	181,8	14:17'18.418	3	28.698	18.117	34.529	37.007	1'58.351	182,1	14:19'12.530
3	28.546	17.974	34.363	36.494	1'57.377	180,6	14:19'15.795	4	28.847	18.476	34.896	36.922	1'59.141	176,6	14:21'11.671
4	29.102	17.928	34.557	36.742	1'58.329	183,0	14:21'14.124	5	28.596	17.915	34.385	36.926	1'57.822	184,2	14:23'09.493
5	28.245	17.627	34.655	37.396	1'57.923	189,9	14:23'12.047	6	28.770	17.949	34.725	5'22.885	6'44.329P	184,5	14:29'53.822
6	28.631	18.622	35.303	36.959	1'59.515	186,4	14:25'11.562	7	45.955	18.316	34.574	37.441	2'16.286P	177,4	14:32'10.108
7	28.375	17.494	34.042	36.467	1'56.378	191,2	14:27'07.940	8	28.813	18.084	34.543	37.243	1'58.683	178,8	14:34'08.791
8	29.401	18.691	35.149	1'53.706	3'16.947P	176,6	14:30'24.887	9	28.566	17.914	34.222	36.696	1'57.398	181,8	14:36'06.189
9	47.820	20.214	37.747	40.604	2'26.385P	164,8	14:32'51.272	10	28.777	18.062	34.315	37.267	1'58.421	180,0	14:38'04.610
10	28.403	17.829	34.133	36.968	1'57.333	182,7	14:34'48.605	11	28.619	18.128	34.540	37.083	1'58.370	178,8	14:40'02.980
11	28.615	18.046	34.202	36.842	1'57.705	179,7	14:36'46.310	12	32.332	21.067	37.335	38.865	2'09.599	143,4	14:42'12.579
12	28.241	18.247	36.671	1'05.657	2'28.816P	176,6	14:39'15.126	13	28.324	17.953	34.122	36.693	1'57.092	182,4	14:44'09.671
13	40.604	19.482	37.104	39.403	2'16.593P	180,6	14:41'31.719	14	28.572	18.021	34.314	36.549	1'57.456	180,0	14:46'07.127
14	28.585	17.809	33.873	36.687	1'56.954	178,6	14:43'28.673								
15	28.180	17.971	33.966	36.595	1'56.712	179,1	14:45'25.385								
1							14:15'38.989	2	28.560	17.936	34.181	36.900	1'57.577	179,1	14:19'09.937
2	38.006	18.001	33.843	36.164	2'06.014P	184,5	14:17'45.003	3	30.121	20.053	34.906	36.300	2'01.380	165,0	14:21'11.317
3					10'52.626P		14:28'37.629	4	28.393	18.643	35.987	11'30.681	12'53.704P	172,7	14:34'05.021
4					8'14.081P		14:36'51.710	5	47.348	23.889	52.436	54.527	2'58.200P	115,4	14:37'03.221
5	38.942	19.037	36.045	43.587	2'17.611P	157,7	14:39'09.321	6	29.349	17.816	34.434	41.324	2'02.923	179,7	14:39'06.144
6	27.908	17.461	34.532	36.539	1'56.440	187,6	14:41'05.761	7	29.098	17.907	34.442	37.163	1'58.610	176,3	14:41'04.754
								8	28.427	18.285	35.156	39.632	2'01.500	184,2	14:43'06.254
1							14:17'12.360	2	28.560	17.936	34.181	36.900	1'57.577	179,1	14:19'09.937
3	30.121	20.053	34.906	36.300	2'01.380	165,0	14:21'11.317	4	28.393	18.643	35.987	11'30.681	12'53.704P	172,7	14:34'05.021
5	47.348	23.889	52.436	54.527	2'58.200P	115,4	14:37'03.221	6	29.349	17.816	34.434	41.324	2'02.923	179,7	14:39'06.144
7	29.098	17.907	34.442	37.163	1'58.610	176,3	14:41'04.754	8	28.427	18.285	35.156	39.632	2'01.500	184,2	14:43'06.254

07/06/2019 P = Pits In/Out - C = Lap Time Cancelled

These data/results cannot be reproduced, stored and/or transmitted in whole or in part by any manner of electronic, mechanical, photocopying, recording, broadcasting or otherwise now known or herein after developed without the previous express consent by the copyright owner, except for reproduction in daily press and regular printed publications on sale to the public within 60 days of the event related to those data/results and always provided that copyright symbol appears together as follows below.

© DORNA WSBK ORGANIZATION Srl 2019



Official Fuel Supplier

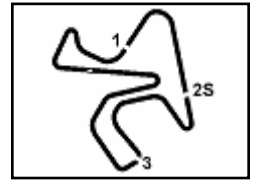


FKR PERGOIA TIMING

Official Tyre Supplier



Official Timekeeper



Acerbis Spanish Round, 7-9 June 2019

Chronological Analysis Free Practice 2nd Session Gr.B

25° 39 J. PEREZ GONZALEZ (1'57.641)							
Lap	Seg.1	Seg.2	Seg.3	Seg.4	Lap Time	km/h	Local Time
1							14:15'05.869
2	45.008	19.069	35.754	38.195	2'18.026P	181,5	14:17'23.895
3	30.130	18.396	34.640	37.781	2'00.947	180,9	14:19'24.842
4	28.950	18.393	34.938	37.536	1'59.817	173,3	14:21'24.659
5	28.802	18.255	34.706	37.184	1'58.947	182,4	14:23'23.606
6	28.721	18.129	34.382	37.353	1'58.585	185,1	14:25'22.191
7	29.438	19.025	35.274	4'29.429	5'53.166P	178,3	14:31'15.357
8	43.791	18.838	35.538	38.070	2'16.237P	177,4	14:33'31.594
9	29.258	18.307	34.844	37.440	1'59.849	179,7	14:35'31.443
10	29.112	18.352	34.813	37.075	1'59.352	170,6	14:37'30.795
11	28.507	18.145	34.600	36.723	1'57.975	180,3	14:39'28.770
12	28.155	17.811	34.069	37.606	1'57.641	182,7	14:41'26.411
13	28.979	18.109	34.261	37.139	1'58.488	178,6	14:43'24.899
14	29.314	18.434	34.538	39.454	2'01.740	178,6	14:45'26.639

26° 93 A. QUINET (1'58.195)							
Lap	Seg.1	Seg.2	Seg.3	Seg.4	Lap Time	km/h	Local Time
1		18.740	35.675	38.109		175,7	14:17'12.236
2	29.449	18.249	35.186	37.352	2'00.236	178,8	14:19'12.472
3	29.373	18.088	35.318	37.229	2'00.008	181,2	14:21'12.480
4	28.755	17.986	34.506	37.233	1'58.480	181,8	14:23'10.960
5	28.600	18.103	34.188	37.304	1'58.195	180,9	14:25'09.155
6	28.721	18.021	34.649	37.113	1'58.504	180,9	14:27'07.659
7	28.713	18.045	34.694	3'50.285	5'11.737P	179,4	14:32'19.396
8	39.326	18.315	34.643	37.518	2'09.802P	176,3	14:34'29.198
9	28.826	18.428	34.439	36.994	1'58.687	178,6	14:36'27.885
10	28.627	18.141	34.731	37.259	1'58.758	177,1	14:38'26.643
11	29.019	18.201	34.820	37.541	1'59.581	175,4	14:40'26.224
12	28.901	18.282	34.571	37.505	1'59.259	176,3	14:42'25.483
13	28.938	18.419	34.822	37.286	1'59.465	176,0	14:44'24.948
14	28.798	18.254	34.576	37.250	1'58.878	176,0	14:46'23.826

27° 32 A. PELIKANOVA (2'01.589)							
Lap	Seg.1	Seg.2	Seg.3	Seg.4	Lap Time	km/h	Local Time
1							14:15'40.178
2	41.950	19.465	37.080	39.612	2'18.107P	183,3	14:17'58.285
3	30.282	18.788	36.268	38.993	2'04.331	183,0	14:20'02.616
4	30.346	18.680	36.625	38.698	2'04.349	182,1	14:22'06.965
5	29.957	18.902	36.120	38.470	2'03.449	183,6	14:24'10.414
6	30.635	18.802	36.060	38.753	2'04.250	184,8	14:26'14.664
7	29.853	18.557	35.799	38.094	2'02.303	184,5	14:28'16.967
8	29.707	18.553	35.954	38.286	2'02.500	182,7	14:30'19.467
9	32.936	18.920	36.808	4'59.188	6'27.852P	182,1	14:36'47.319
10	39.134	18.866	36.255	38.581	2'12.836P	180,3	14:39'00.155
11	29.713	18.570	35.693	38.345	2'02.321	181,2	14:41'02.476
12	29.439	18.452	35.712	37.986	2'01.589	182,7	14:43'04.065
13	29.545	18.589	38.310	38.810	2'05.254	181,8	14:45'09.319

07/06/2019 P = Pits In/Out - C = Lap Time Cancelled

These data/results cannot be reproduced, stored and/or transmitted in whole or in part by any manner of electronic, mechanical, photocopying, recording, broadcasting or otherwise now known or herein after developed without the previous express consent by the copyright owner, except for reproduction in daily press and regular printed publications on sale to the public within 60 days of the event related to those data/results and always provided that copyright symbol appears together as follows below.

© DORNA WSBK ORGANIZATION Srl 2019

