

## Acerbis Spanish Round, 7-9 June 2019

### Free Practices Combined Results Gr.A

No.	Rider	Nat	Team	Bike	Class	FP1	FP2	FP3	Time	Gap	Rel.	Avg	LL
1	<b>18 M. GONZALEZ</b>	ESP	Kawasaki ParkinGO Team	Kawasaki Ninja 400	A	2'04.317	1'52.794	<b>1'52.623</b>	<b>1'52.623</b>			141,381	22
2	<b>42 M. GARCIA</b>	ESP	DS Junior Team	Kawasaki Ninja 400	A			<b>1'53.207</b>	<b>1'53.207</b>	0.584	0.584	140,652	21
3	<b>41 J. JAHNIG</b>	GER	Freudenberg KTM Junior Team	KTM RC 390 R	A	2'10.750	1'54.977	<b>1'53.263</b>	<b>1'53.263</b>	0.640	0.056	140,583	32
4	<b>1 A. CARRASCO</b>	ESP	Kawasaki Provec WorldSSP300	Kawasaki Ninja 400	A	2'04.236	1'54.393	<b>1'53.453</b>	<b>1'53.453</b>	0.830	0.190	140,347	23
5	<b>6 R. SCHOTMAN</b>	NED	Kawasaki MOTOPOST	Kawasaki Ninja 400	A	2'02.299	1'54.643	<b>1'53.462</b>	<b>1'53.462</b>	0.839	0.009	140,336	22
6	<b>55 G. HENDRA PRATAMA</b>	INA	Semakin Di Depan Biblion Motoxacing	Yamaha YZF-R3	A	2'01.340	1'53.550	<b>1'53.472</b>	<b>1'53.472</b>	0.849	0.010	140,324	25
7	<b>71 T. EDWARDS</b>	AUS	Kawasaki ParkinGO Team	Kawasaki Ninja 400	A	2'00.985	<b>1'53.573</b>		<b>1'53.573</b>	0.950	0.101	140,199	19
8	<b>15 M. BASTIANELLI</b>	ITA	Prodina IRCOS Kawasaki	Kawasaki Ninja 400	A	2'03.392	1'55.400	<b>1'53.583</b>	<b>1'53.583</b>	0.960	0.010	140,186	25
9	<b>5 G. ERILL</b>	ESP	DEZA - BOX 77 Racing	Kawasaki Ninja 400	A	2'22.773	1'56.563	<b>1'53.857</b>	<b>1'53.857</b>	1.234	0.274	139,849	24
10	<b>8 M. PEREZ</b>	ESP	Scuderia Maranga Racing	Kawasaki Ninja 400	A		1'54.102	<b>1'53.862</b>	<b>1'53.862</b>	1.239	0.005	139,843	20
11	<b>28 O. BONOLI</b>	ITA	Team Trasimeno Yamaha	Yamaha YZF-R3	A	2'08.606	1'54.379	<b>1'53.892</b>	<b>1'53.892</b>	1.269	0.030	139,806	23
12	<b>22 N. KALININ</b>	UKR	Nutec - RT Motorsports by SKM - Kawasaki	Kawasaki Ninja 400	A	2'01.334	1'54.821	<b>1'53.921</b>	<b>1'53.921</b>	1.298	0.029	139,771	24
13	<b>16 M. LUNA BAYEN</b>	ESP	Kawasaki GP Project	Kawasaki Ninja 400	A		1'55.287	<b>1'53.932</b>	<b>1'53.932</b>	1.309	0.011	139,757	21
14	<b>17 K. MEUFFELS</b>	NED	Freudenberg KTM WorldSSP Team	KTM RC 390 R	A	2'09.086	1'54.817	<b>1'53.935</b>	<b>1'53.935</b>	1.312	0.003	139,753	31
15	<b>47 F. HERNANDEZ MOYANO</b>	ESP	BCD Yamaha MS Racing	Yamaha YZF-R3	A	2'10.919	1'57.137	<b>1'54.081</b>	<b>1'54.081</b>	1.458	0.146	139,575	20
16	<b>64 H. DE CANCELLIS</b>	FRA	Team Trasimeno Yamaha	Yamaha YZF-R3	A	2'03.607	<b>1'54.111</b>	1'54.410	<b>1'54.111</b>	1.488	0.030	139,538	35
17	<b>66 D. OTTEN</b>	NED	MTM Racing Team	Kawasaki Ninja 400	A	2'07.189	1'54.323	<b>1'54.135</b>	<b>1'54.135</b>	1.512	0.024	139,508	24
18	<b>13 D. IOZZO</b>	RSA	Nutec - RT Motorsports by SKM - Kawasaki	Kawasaki Ninja 400	A	2'07.522	1'55.379	<b>1'54.266</b>	<b>1'54.266</b>	1.643	0.131	139,349	27
19	<b>14 E. DE LA VEGA</b>	FRA	Team MHP Racing-Patrick Pons	Yamaha YZF-R3	A	2'04.906	1'54.671	<b>1'54.452</b>	<b>1'54.452</b>	1.829	0.186	139,122	31
20	<b>33 K. HARTMANN</b>	FRA	Team MHP Racing-Patrick Pons	Yamaha YZF-R3	A	2'03.228	1'56.471	<b>1'54.644</b>	<b>1'54.644</b>	2.021	0.192	138,889	28
21	<b>52 O. KÖNIG</b>	CZE	ACCR Czech Talent Team - Willi Race	Kawasaki Ninja 400	A	2'05.690	1'56.787	<b>1'55.012</b>	<b>1'55.012</b>	2.389	0.368	138,445	27
22	<b>11 K. ARDUINI</b>	ITA	2R Racing Team	Kawasaki Ninja 400	A	2'11.702	1'56.142	<b>1'55.151</b>	<b>1'55.151</b>	2.528	0.139	138,278	25
23	<b>46 S. DI SORA</b>	FRA	Flembo Leader Team	Kawasaki Ninja 400	A			<b>1'55.415</b>	<b>1'55.415</b>	2.792	0.264	137,961	8
24	<b>7 T. KAWAKAMI</b>	BRA	BCD Yamaha MS Racing	Yamaha YZF-R3	A	2'10.592	<b>1'55.537</b>		<b>1'55.537</b>	2.914	0.122	137,816	16
25	<b>23 P. GIACOMINI</b>	ITA	Kawasaki GP Project	Kawasaki Ninja 400	A	2'10.578	1'57.174	<b>1'55.809</b>	<b>1'55.809</b>	3.186	0.272	137,492	22
26	<b>84 K. ALOISI</b>	ITA	DS Junior Team	Kawasaki Ninja 400	A	2'37.232	2'00.959	<b>1'57.479</b>	<b>1'57.479</b>	4.856	1.670	135,537	21
27	<b>19 B. MOLINA</b>	CHI	Terra e Moto	Yamaha YZF-R3	A	2'17.682	2'01.797	<b>1'57.854</b>	<b>1'57.854</b>	5.231	0.375	135,106	34
28	<b>9 S. NAUD</b>	FRA	Flembo Leader Team	Kawasaki Ninja 400	A	2'10.601	2'00.809	<b>1'58.303</b>	<b>1'58.303</b>	5.680	0.449	134,593	33

08/06/2019

These data/results cannot be reproduced, stored and/or transmitted in whole or in part by any manner of electronic, mechanical, photocopying, recording, broadcasting or otherwise now known or herein after developed without the previous express consent by the copyright owner, except for reproduction in daily press and regular printed publications on sale to the public within 60 days of the event related to those data/results and always provided that copyright symbol appears together as follows below.

© DORNA WSBK ORGANIZATION Srl 2019



Official Fuel Supplier



FKR PERUGIA TIMING

Official Tyre Supplier



Official Timekeeper



## Acerbis Spanish Round, 7-9 June 2019

### Results Free Practice 3rd Session Gr.A

Jerez 4.423 m

1 / 2

No.	Rider	Nat	Team	Bike	Class	Time	Gap	Rel.	Laps	Speed	
										Avg	Max
1	18 M. GONZALEZ	ESP	Kawasaki ParkinGO Team	Kawasaki Ninja 400	A	<b>1'52.623</b>			8	141,381	<b>191,5</b>
2	41 J. JAHNIG	GER	Freudenberg KTM Junior Team	KTM RC 390 R	A	<b>1'53.263</b>	0.640	0.640	8	140,583	<b>195,9</b>
3	42 M. GARCIA	ESP	DS Junior Team	Kawasaki Ninja 400	A	<b>1'53.429</b>	0.806	0.166	7	140,377	<b>186,4</b>
4	1 A. CARRASCO	ESP	Kawasaki Provec WorldSSP300	Kawasaki Ninja 400	A	<b>1'53.453</b>	0.830	0.024	7	140,347	<b>191,2</b>
5	6 R. SCHOTMAN	NED	Kawasaki MOTOPOST	Kawasaki Ninja 400	A	<b>1'53.462</b>	0.839	0.009	8	140,336	<b>188,9</b>
6	55 G. HENDRA PRATAMA	INA	Semakin Di Depan Biblion Motoxracing	Yamaha YZF-R3	A	<b>1'53.472</b>	0.849	0.010	8	140,324	<b>191,2</b>
7	15 M. BASTIANELLI	ITA	Prodina IRCOS Kawasaki	Kawasaki Ninja 400	A	<b>1'53.583</b>	0.960	0.111	8	140,186	<b>188,6</b>
8	5 G. ERILL	ESP	DEZA - BOX 77 Racing	Kawasaki Ninja 400	A	<b>1'53.857</b>	1.234	0.274	8	139,849	<b>191,5</b>
9	8 M. PEREZ	ESP	Scuderia Maranga Racing	Kawasaki Ninja 400	A	<b>1'53.862</b>	1.239	0.005	8	139,843	<b>186,7</b>
10	28 O. BONOLI	ITA	Team Trasimeno Yamaha	Yamaha YZF-R3	A	<b>1'53.892</b>	1.269	0.030	8	139,806	<b>187,0</b>
11	22 N. KALININ	UKR	Nutec - RT Motorsports by SKM - Kawasaki	Kawasaki Ninja 400	A	<b>1'53.921</b>	1.298	0.029	8	139,771	<b>191,5</b>
12	16 M. LUNA BAYEN	ESP	Kawasaki GP Project	Kawasaki Ninja 400	A	<b>1'53.932</b>	1.309	0.011	7	139,757	<b>195,2</b>
13	17 K. MEUFFELS	NED	Freudenberg KTM WorldSSP Team	KTM RC 390 R	A	<b>1'53.935</b>	1.312	0.003	7	139,753	<b>190,5</b>
14	47 F. HERNANDEZ MOYANO	ESP	BCD Yamaha MS Racing	Yamaha YZF-R3	A	<b>1'54.081</b>	1.458	0.146	8	139,575	<b>188,3</b>
15	66 D. OTTEN	NED	MTM Racing Team	Kawasaki Ninja 400	A	<b>1'54.135</b>	1.512	0.054	8	139,508	<b>191,2</b>
16	13 D. IOZZO	RSA	Nutec - RT Motorsports by SKM - Kawasaki	Kawasaki Ninja 400	A	<b>1'54.266</b>	1.643	0.131	8	139,349	<b>187,3</b>
17	64 H. DE CANCELLIS	FRA	Team Trasimeno Yamaha	Yamaha YZF-R3	A	<b>1'54.410</b>	1.787	0.144	8	139,173	<b>185,4</b>
18	14 E. DE LA VEGA	FRA	Team MHP Racing-Patrick Pons	Yamaha YZF-R3	A	<b>1'54.452</b>	1.829	0.042	8	139,122	<b>183,6</b>
19	33 K. HARTMANN	FRA	Team MHP Racing-Patrick Pons	Yamaha YZF-R3	A	<b>1'54.644</b>	2.021	0.192	8	138,889	<b>185,4</b>
20	52 O. KÖNIG	CZE	ACCR Czech Talent Team - Willi Race	Kawasaki Ninja 400	A	<b>1'55.012</b>	2.389	0.368	7	138,445	<b>186,4</b>
21	11 K. ARDUINI	ITA	2R Racing Team	Kawasaki Ninja 400	A	<b>1'55.151</b>	2.528	0.139	8	138,278	<b>188,6</b>
22	46 S. DI SORA	FRA	Flembo Leader Team	Kawasaki Ninja 400	A	<b>1'55.415</b>	2.792	0.264	8	137,961	<b>180,3</b>
23	23 P. GIACOMINI	ITA	Kawasaki GP Project	Kawasaki Ninja 400	A	<b>1'55.809</b>	3.186	0.394	7	137,492	<b>185,1</b>
24	84 K. ALOISI	ITA	DS Junior Team	Kawasaki Ninja 400	A	<b>1'57.479</b>	4.856	1.670	6	135,537	<b>184,2</b>
25	19 B. MOLINA	CHI	Terra e Moto	Yamaha YZF-R3	A	<b>1'57.854</b>	5.231	0.375	8	135,106	<b>185,1</b>
26	9 S. NAUD	FRA	Flembo Leader Team	Kawasaki Ninja 400	A	<b>1'58.303</b>	5.680	0.449	8	134,593	<b>187,9</b>
----- Out 107% in this Session -----											
27	71 T. EDWARDS	AUS	Kawasaki ParkinGO Team	Kawasaki Ninja 400	A				1		<b>187,3</b>
28	7 T. KAWAKAMI	BRA	BCD Yamaha MS Racing	Yamaha YZF-R3	A				1		<b>186,4</b>

Qualifying Lap Time (107% of 1'52.623): 2'00.508

AIR	Humidity:	60%	Temp:	21°C
TRACK	Condition:	Dry	Temp:	30°C

Records	Pole	(SP2)	2017	M.Garcia	1'54.947	138,520	Km/h
	Race	(RC)	2017	A.Coppola	1'54.939	138,530	Km/h
	All Times	(FP2)	2019	M.Gonzalez	1'52.794	141,170	Km/h

08/06/2019 Start 10:00 End 10:16 The results are provisional until the end of the time limit for protests and appeals and the completion of the technical checks.

These data/results cannot be reproduced, stored and/or transmitted in whole or in part by any manner of electronic, mechanical, photocopying, recording, broadcasting or otherwise now known or herein after developed without the previous express consent by the copyright owner, except for reproduction in daily press and regular printed publications on sale to the public within 60 days of the event related to those data/results and always provided that copyright symbol appears together as follows below.

© DORNA WSBK ORGANIZATION Srl 2019



Official Fuel Supplier



PIRELLI

Official Tyre Supplier



Official Timekeeper



## Acerbis Spanish Round, 7-9 June 2019

### Results Free Practice 3rd Session Gr.A

#### Session Highlights

Local Time	No. Rider	Description
10.00.00		Start
10.03.46	7 T. <b>KAWAKAMI</b>	Crashed - Turn 6
10.03.46	71 T. <b>EDWARDS</b>	Crashed - Turn 6
10.10.47	28 O. <b>BONOLI</b>	Lap Cancelled (2'02.145) - Exceeded Track Limits - Turn 1
10.11.01	41 J. <b>JAHNIG</b>	Lap Cancelled (2'01.955) - Exceeded Track Limits - Turn 1
10.11.38	64 H. <b>DE CANCELLIS</b>	Current Lap Cancelled - Exceeded Track Limits - Turn 1
10.11.44	18 M. <b>GONZALEZ</b>	On Asphalt - Re-Joined - Turn 6
10.13.19	6 R. <b>SCHOTMAN</b>	On Asphalt - Re-Joined - Turn 6
10.16.57		End Of Session

#### Fastest Laps Sequence

No.	Rider	Nat	Team	Bike	Local Time	Time	Gap	Avg
1	A. <b>CARRASCO</b>	ESP	Kawasaki Provec WorldSSP300	Kawasaki Ninja 400	10:04'06.847	<b>1'55.171</b>		138,254
6	R. <b>SCHOTMAN</b>	NED	Kawasaki MOTOPOST	Kawasaki Ninja 400	10:04'27.762	<b>1'54.731</b>	-0.440	138,784
55	G. <b>HENDRA PRATAMA</b>	INA	Semakin Di Depan Biblion Motoxrcing	Yamaha YZF-R3	10:04'31.034	<b>1'53.848</b>	-0.883	139,860
18	M. <b>GONZALEZ</b>	ESP	Kawasaki ParkinGO Team	Kawasaki Ninja 400	10:04'44.988	<b>1'53.676</b>	-0.172	140,072
55	G. <b>HENDRA PRATAMA</b>	INA	Semakin Di Depan Biblion Motoxrcing	Yamaha YZF-R3	10:06'24.640	<b>1'53.606</b>	-0.070	140,158
41	J. <b>JAHNIG</b>	GER	Freudenberg KTM Junior Team	KTM RC 390 R	10:06'29.573	<b>1'53.461</b>	-0.145	140,337
18	M. <b>GONZALEZ</b>	ESP	Kawasaki ParkinGO Team	Kawasaki Ninja 400	10:06'38.119	<b>1'53.131</b>	-0.330	140,747
18	M. <b>GONZALEZ</b>	ESP	Kawasaki ParkinGO Team	Kawasaki Ninja 400	10:08'30.927	<b>1'52.808</b>	-0.323	141,150
18	M. <b>GONZALEZ</b>	ESP	Kawasaki ParkinGO Team	Kawasaki Ninja 400	10:14'15.466	<b>1'52.732</b>	-0.076	141,245
18	M. <b>GONZALEZ</b>	ESP	Kawasaki ParkinGO Team	Kawasaki Ninja 400	10:16'08.089	<b>1'52.623</b>	-0.109	141,381

Start 08/06/2019 10:00 End 10:16 The results are provisional until the end of the time limit for protests and appeals and the completion of the technical checks.

These data/results cannot be reproduced, stored and/or transmitted in whole or in part by any manner of electronic, mechanical, photocopying, recording, broadcasting or otherwise now known or herein after developed without the previous express consent by the copyright owner, except for reproduction in daily press and regular printed publications on sale to the public within 60 days of the event related to those data/results and always provided that copyright symbol appears together as follows below.

© DORNA WSBK ORGANIZATION Srl 2019



Official Fuel Supplier



PIRELLI

Official Tyre Supplier



Official Timekeeper



Jerez 4.423 m

## Acerbis Spanish Round, 7-9 June 2019

### Best Sectors & Speed Free Practice 3rd Session Gr.A

BEST LAP			
1	18 M. GONZALEZ	Kawasaki Ninja 400	1'52.623
2	41 J. JAHNIG	KTM RC 390 R	1'53.263
3	42 M. GARCIA	Kawasaki Ninja 400	1'53.429
4	1 A. CARRASCO	Kawasaki Ninja 400	1'53.453
5	6 R. SCHOTMAN	Kawasaki Ninja 400	1'53.462
6	55 G. HENDRA PRATAMA	Yamaha YZF-R3	1'53.472
7	15 M. BASTIANELLI	Kawasaki Ninja 400	1'53.583
8	5 G. ERILL	Kawasaki Ninja 400	1'53.857
9	8 M. PEREZ	Kawasaki Ninja 400	1'53.862
10	28 O. BONOLI	Yamaha YZF-R3	1'53.892
11	22 N. KALININ	Kawasaki Ninja 400	1'53.921
12	16 M. LUNA BAYEN	Kawasaki Ninja 400	1'53.932
13	17 K. MEUFFELS	KTM RC 390 R	1'53.935
14	47 F. HERNANDEZ MOYANO	Yamaha YZF-R3	1'54.081
15	66 D. OTTEN	Kawasaki Ninja 400	1'54.135
16	13 D. IOZZO	Kawasaki Ninja 400	1'54.266
17	64 H. DE CANCELLIS	Yamaha YZF-R3	1'54.410
18	14 E. DE LA VEGA	Yamaha YZF-R3	1'54.452
19	33 K. HARTMANN	Yamaha YZF-R3	1'54.644
20	52 O. KÖNIG	Kawasaki Ninja 400	1'55.012
21	11 K. ARDUINI	Kawasaki Ninja 400	1'55.151
22	46 S. DI SORA	Kawasaki Ninja 400	1'55.415
23	23 P. GIACOMINI	Kawasaki Ninja 400	1'55.809
24	84 K. ALOISI	Kawasaki Ninja 400	1'57.479
25	19 B. MOLINA	Yamaha YZF-R3	1'57.854
26	9 S. NAUD	Kawasaki Ninja 400	1'58.303
27	7 T. KAWAKAMI	Yamaha YZF-R3	
28	71 T. EDWARDS	Kawasaki Ninja 400	

SPEED			
1	41 J. JAHNIG	KTM RC 390 R	195.9
2	16 M. LUNA BAYEN	Kawasaki Ninja 400	195.2
3	22 N. KALININ	Kawasaki Ninja 400	191.5
4	5 G. ERILL	Kawasaki Ninja 400	191.5
5	18 M. GONZALEZ	Kawasaki Ninja 400	191.5
6	55 G. HENDRA PRATAMA	Yamaha YZF-R3	191.2
7	1 A. CARRASCO	Kawasaki Ninja 400	191.2
8	66 D. OTTEN	Kawasaki Ninja 400	191.2
9	17 K. MEUFFELS	KTM RC 390 R	190.5
10	6 R. SCHOTMAN	Kawasaki Ninja 400	188.9
11	15 M. BASTIANELLI	Kawasaki Ninja 400	188.6
12	11 K. ARDUINI	Kawasaki Ninja 400	188.6
13	47 F. HERNANDEZ MOYANO	Yamaha YZF-R3	188.3
14	9 S. NAUD	Kawasaki Ninja 400	187.9
15	13 D. IOZZO	Kawasaki Ninja 400	187.3
16	71 T. EDWARDS	Kawasaki Ninja 400	187.3
17	28 O. BONOLI	Yamaha YZF-R3	187.0
18	8 M. PEREZ	Kawasaki Ninja 400	186.7
19	7 T. KAWAKAMI	Yamaha YZF-R3	186.4
20	52 O. KÖNIG	Kawasaki Ninja 400	186.4
21	42 M. GARCIA	Kawasaki Ninja 400	186.4
22	33 K. HARTMANN	Yamaha YZF-R3	185.4
23	64 H. DE CANCELLIS	Yamaha YZF-R3	185.4
24	23 P. GIACOMINI	Kawasaki Ninja 400	185.1
25	19 B. MOLINA	Yamaha YZF-R3	185.1
26	84 K. ALOISI	Kawasaki Ninja 400	184.2
27	14 E. DE LA VEGA	Yamaha YZF-R3	183.6
28	46 S. DI SORA	Kawasaki Ninja 400	180.3

SEG. 1		
1	18 M. GONZALEZ	27.413
2	1 A. CARRASCO	27.445
3	41 J. JAHNIG	27.508
4	66 D. OTTEN	27.539
5	42 M. GARCIA	27.548
6	55 G. HENDRA PRATAMA	27.598
7	6 R. SCHOTMAN	27.624
8	16 M. LUNA BAYEN	27.663
9	8 M. PEREZ	27.663
10	13 D. IOZZO	27.696
11	15 M. BASTIANELLI	27.749
12	5 G. ERILL	27.755
13	22 N. KALININ	27.784
14	14 E. DE LA VEGA	27.805
15	47 F. HERNANDEZ MOYAN	27.809
16	17 K. MEUFFELS	27.815
17	33 K. HARTMANN	27.828
18	28 O. BONOLI	27.831
19	64 H. DE CANCELLIS	27.870
20	52 O. KÖNIG	27.928
21	71 T. EDWARDS	27.976
22	46 S. DI SORA	28.054
23	11 K. ARDUINI	28.094
24	7 T. KAWAKAMI	28.222
25	23 P. GIACOMINI	28.263
26	84 K. ALOISI	28.359
27	19 B. MOLINA	28.630
28	9 S. NAUD	28.764

SEG. 2		
1	18 M. GONZALEZ	17.123
2	55 G. HENDRA PRATAMA	17.140
3	6 R. SCHOTMAN	17.216
4	41 J. JAHNIG	17.228
5	71 T. EDWARDS	17.245
6	22 N. KALININ	17.270
7	28 O. BONOLI	17.314
8	15 M. BASTIANELLI	17.319
9	17 K. MEUFFELS	17.381
10	8 M. PEREZ	17.382
11	1 A. CARRASCO	17.393
12	16 M. LUNA BAYEN	17.395
13	64 H. DE CANCELLIS	17.404
14	11 K. ARDUINI	17.422
15	42 M. GARCIA	17.451
16	5 G. ERILL	17.469
17	14 E. DE LA VEGA	17.499
18	33 K. HARTMANN	17.526
19	66 D. OTTEN	17.532
20	47 F. HERNANDEZ MOYAN	17.532
21	13 D. IOZZO	17.549
22	23 P. GIACOMINI	17.581
23	52 O. KÖNIG	17.646
24	46 S. DI SORA	17.767
25	7 T. KAWAKAMI	17.916
26	84 K. ALOISI	17.928
27	19 B. MOLINA	18.007
28	9 S. NAUD	18.093

SEG. 3		
1	18 M. GONZALEZ	32.775
2	55 G. HENDRA PRATAMA	32.905
3	28 O. BONOLI	32.931
4	42 M. GARCIA	32.945
5	22 N. KALININ	33.013
6	1 A. CARRASCO	33.031
7	16 M. LUNA BAYEN	33.049
8	5 G. ERILL	33.088
9	6 R. SCHOTMAN	33.142
10	66 D. OTTEN	33.145
11	41 J. JAHNIG	33.175
12	64 H. DE CANCELLIS	33.200
13	8 M. PEREZ	33.208
14	17 K. MEUFFELS	33.210
15	15 M. BASTIANELLI	33.266
16	14 E. DE LA VEGA	33.270
17	13 D. IOZZO	33.285
18	33 K. HARTMANN	33.330
19	11 K. ARDUINI	33.426
20	47 F. HERNANDEZ MOYAN	33.448
21	52 O. KÖNIG	33.501
22	46 S. DI SORA	33.585
23	23 P. GIACOMINI	33.591
24	19 B. MOLINA	34.151
25	84 K. ALOISI	34.442
26	9 S. NAUD	34.624
27	7 T. KAWAKAMI	35.635
28	71 T. EDWARDS	37.127

SEG. 4		
1	18 M. GONZALEZ	35.161
2	15 M. BASTIANELLI	35.179
3	55 G. HENDRA PRATAMA	35.235
4	42 M. GARCIA	35.253
5	47 F. HERNANDEZ MOYAN	35.292
6	28 O. BONOLI	35.293
7	41 J. JAHNIG	35.301
8	8 M. PEREZ	35.372
9	17 K. MEUFFELS	35.392
10	13 D. IOZZO	35.416
11	6 R. SCHOTMAN	35.433
12	22 N. KALININ	35.484
13	1 A. CARRASCO	35.526
14	64 H. DE CANCELLIS	35.538
15	5 G. ERILL	35.545
16	66 D. OTTEN	35.547
17	33 K. HARTMANN	35.737
18	14 E. DE LA VEGA	35.756
19	11 K. ARDUINI	35.802
20	16 M. LUNA BAYEN	35.804
21	52 O. KÖNIG	35.937
22	46 S. DI SORA	35.971
23	23 P. GIACOMINI	36.268
24	84 K. ALOISI	36.615
25	9 S. NAUD	36.822
26	19 B. MOLINA	36.929
27	7 T. KAWAKAMI	38.413
28	71 T. EDWARDS	38.878

08/06/2019

These data/results cannot be reproduced, stored and/or transmitted in whole or in part by any manner of electronic, mechanical, photocopying, recording, broadcasting or otherwise now known or herein after developed without the previous express consent by the copyright owner, except for reproduction in daily press and regular printed publications on sale to the public within 60 days of the event related to those data/results and always provided that copyright symbol appears together as follows below.

© DORNA WSBK ORGANIZATION Srl 2019



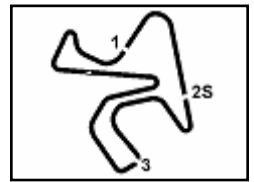
Official Fuel Supplier



Official Tyre Supplier



Official Timekeeper



Jerez 4.423 m

## Acerbis Spanish Round, 7-9 June 2019

### Ideal Times Free Practice 3rd Session Gr.A

No.	Rider	Nat	Bike	Seg. 1	Seg. 2	Seg. 3	Seg. 4	Ideal Time		
				Diff. 1	Diff. 2	Diff. 3	Diff. 4	Best Lap	Pos.	Diff.
1	18 M. GONZALEZ	ESP	Kawasaki Ninja 400	27.413 +0.020	17.123	32.775 +0.125	35.161 +0.006	1'52.472 1'52.623	1	0.151
2	55 G. HENDRA PRATAMA	INA	Yamaha YZF-R3	27.598 +0.121	17.140	32.905 +0.218	35.235 +0.255	1'52.878 1'53.472	6	0.594
3	42 M. GARCIA	ESP	Kawasaki Ninja 400	27.548	17.451 +0.022	32.945 +0.210	35.253	1'53.197 1'53.429	3	0.232
4	41 J. JAHNIG	GER	KTM RC 390 R	27.508	17.228	33.175 +0.051	35.301	1'53.212 1'53.263	2	0.051
5	28 O. BONOLI	ITA	Yamaha YZF-R3	27.831 +0.126	17.314	32.931 +0.162	35.293 +0.235	1'53.369 1'53.892	10	0.523
6	1 A. CARRASCO	ESP	Kawasaki Ninja 400	27.445	17.393 +0.049	33.031	35.526 +0.009	1'53.395 1'53.453	4	0.058
7	6 R. SCHOTMAN	NED	Kawasaki Ninja 400	27.624 +0.047	17.216	33.142	35.433	1'53.415 1'53.462	5	0.047
8	15 M. BASTIANELLI	ITA	Kawasaki Ninja 400	27.749	17.319	33.266 +0.070	35.179	1'53.513 1'53.583	7	0.070
9	22 N. KALININ	UKR	Kawasaki Ninja 400	27.784 +0.181	17.270 +0.189	33.013	35.484	1'53.551 1'53.921	11	0.370
10	8 M. PEREZ	ESP	Kawasaki Ninja 400	27.663 +0.071	17.382 +0.166	33.208	35.372	1'53.625 1'53.862	9	0.237
11	66 D. OTTEN	NED	Kawasaki Ninja 400	27.539 +0.130	17.532	33.145 +0.242	35.547	1'53.763 1'54.135	15	0.372
12	17 K. MEUFFELS	NED	KTM RC 390 R	27.815 +0.137	17.381	33.210	35.392	1'53.798 1'53.935	13	0.137
13	5 G. ERILL	ESP	Kawasaki Ninja 400	27.755	17.469	33.088	35.545	1'53.857	8	
14	16 M. LUNA BAYEN	ESP	Kawasaki Ninja 400	27.663	17.395 +0.021	33.049	35.804	1'53.911 1'53.932	12	0.021
15	13 D. IOZZO	RSA	Kawasaki Ninja 400	27.696	17.549 +0.274	33.285 +0.046	35.416	1'53.946 1'54.266	16	0.320
16	64 H. DE CANCELLIS	FRA	Yamaha YZF-R3	27.870 +0.264	17.404	33.200 +0.134	35.538	1'54.012 1'54.410	17	0.398
17	47 F. HERNANDEZ MOYA	ESP	Yamaha YZF-R3	27.809	17.532	33.448	35.292	1'54.081	14	
18	14 E. DE LA VEGA	FRA	Yamaha YZF-R3	27.805	17.499	33.270	35.756 +0.122	1'54.330 1'54.452	18	0.122
19	33 K. HARTMANN	FRA	Yamaha YZF-R3	27.828 +0.144	17.526 +0.079	33.330	35.737	1'54.421 1'54.644	19	0.223
20	11 K. ARDUINI	ITA	Kawasaki Ninja 400	28.094	17.422	33.426 +0.407	35.802	1'54.744 1'55.151	21	0.407
21	52 O. KÖNIG	CZE	Kawasaki Ninja 400	27.928	17.646	33.501	35.937	1'55.012	20	
22	46 S. DI SORA	FRA	Kawasaki Ninja 400	28.054	17.767 +0.038	33.585	35.971	1'55.377 1'55.415	22	0.038
23	23 P. GIACOMINI	ITA	Kawasaki Ninja 400	28.263	17.581 +0.030	33.591 +0.076	36.268	1'55.703 1'55.809	23	0.106
24	84 K. ALOISI	ITA	Kawasaki Ninja 400	28.359 +0.135	17.928	34.442	36.615	1'57.344 1'57.479	24	0.135
25	19 B. MOLINA	CHI	Yamaha YZF-R3	28.630	18.007 +0.137	34.151	36.929	1'57.717 1'57.854	25	0.137
26	9 S. NAUD	FRA	Kawasaki Ninja 400	28.764	18.093	34.624	36.822	1'58.303 1'58.303	26	
	7 T. KAWAKAMI	BRA	Yamaha YZF-R3	One or more sectors missing						
	71 T. EDWARDS	AUS	Kawasaki Ninja 400	One or more sectors missing						
<b>Overall Ideal Time</b>				27.413	17.123	32.775	35.161	1'52.472		

08/06/2019

These data/results cannot be reproduced, stored and/or transmitted in whole or in part by any manner of electronic, mechanical, photocopying, recording, broadcasting or otherwise now known or herein after developed without the previous express consent by the copyright owner, except for reproduction in daily press and regular printed publications on sale to the public within 60 days of the event related to those data/results and always provided that copyright symbol appears together as follows below.

© DORNA WSBK ORGANIZATION Srl 2019





## Acerbis Spanish Round, 7-9 June 2019

### Chronological Analysis Free Practice 3rd Session Gr.A

Jerez 4.423 m

1 / 3

1° 18 M. GONZALEZ (1'52.623)							
Lap	Seg.1	Seg.2	Seg.3	Seg.4	Lap Time	km/h	Local Time
1							10:00'48.004
2	36.300	17.803	33.517	35.688	2'03.308P	178,3	10:02'51.312
3	27.664	17.145	33.436	35.431	1'53.676		10:04'44.988
4	27.658	17.364	32.810	35.299	1'53.131	184,2	10:06'38.119
5	27.431	17.213	32.867	35.297	1'52.808	187,6	10:08'30.927
6	28.023	17.294	32.775	35.242	1'53.334	185,1	10:10'24.261
7	27.417	17.344	37.635	36.077	1'58.473	185,1	10:12'22.734
8	27.413	17.301	32.857	35.161	1'52.732	185,4	10:14'15.466
9	27.433	17.123	32.900	35.167	1'52.623	191,5	10:16'08.089

3	27.809	17.377	32.996	35.666	1'53.848	186,7	10:04'31.034
4	27.679	17.333	33.264	35.330	1'53.606	187,0	10:06'24.640
5	27.685	17.359	32.905	44.813	2'02.762	191,2	10:08'27.402
6	28.052	17.402	33.016	35.235	1'53.705	188,6	10:10'21.107
7	27.719	17.140	33.123	35.490	1'53.472	190,2	10:12'14.579
8	27.598	17.292	33.184	35.955	1'54.029	187,6	10:14'08.608
9	38.095	17.995	33.667	36.707	2'06.464	183,6	10:16'15.072

2° 41 J. JAHNIG (1'53.263)							
Lap	Seg.1	Seg.2	Seg.3	Seg.4	Lap Time	km/h	Local Time
1							10:00'37.917
2	36.503	17.812	33.765	35.809	2'03.889P	186,7	10:02'41.806
3	27.831	17.334	33.355	35.786	1'54.306	189,2	10:04'36.112
4	27.527	17.406	33.175	35.353	1'53.461	187,6	10:06'29.573
5	27.508	17.228	33.226	35.301	1'53.263	188,3	10:08'22.836
6	30.669	18.095	35.935	37.256	2'01.955C	169,5	10:10'24.791
7	27.812	17.359	33.306	35.841	1'54.318	189,2	10:12'19.109
8	27.907	17.858	34.242	35.701	1'55.708	175,4	10:14'14.817
9	28.053	17.273	33.643	35.309	1'54.278	195,9	10:16'09.095

7° 15 M. BASTIANELLI (1'53.583)							
Lap	Seg.1	Seg.2	Seg.3	Seg.4	Lap Time	km/h	Local Time
1							9:59'51.388
2	50.464	18.895	36.550	40.064	2'25.973P	181,2	10:02'17.361
3	28.468	17.604	33.615	36.280	1'55.967	185,7	10:04'13.328
4	28.127	17.604	33.567	35.799	1'55.097	185,7	10:06'08.425
5	31.689	23.073	38.740	37.788	2'11.290	104,0	10:08'19.715
6	31.400	18.825	35.669	36.103	2'01.997	174,9	10:10'21.712
7	27.795	17.432	33.266	35.437	1'53.930	186,0	10:12'15.642
8	27.749	17.319	33.336	35.179	1'53.583	188,6	10:14'09.225
9	30.737	19.244	34.321	35.698	2'00.000	149,0	10:16'09.225

3° 42 M. GARCIA (1'53.429)							
Lap	Seg.1	Seg.2	Seg.3	Seg.4	Lap Time	km/h	Local Time
1							10:01'20.304
2	39.143	18.289	34.069	36.408	2'07.909P	180,6	10:03'28.213
3	28.298	17.615	33.299	35.810	1'55.022	183,6	10:05'23.235
4	27.806	17.522	33.200	35.537	1'54.065	180,9	10:07'17.300
5	27.710	17.451	33.233	35.555	1'53.949	181,5	10:09'11.249
6	28.111	17.754	33.726	1'40.534	3'00.125P	181,2	10:12'11.374
7	38.599	18.080	32.945	35.389	2'05.013P	186,4	10:14'16.387
8	27.548	17.473	33.155	35.253	1'53.429	186,4	10:16'09.816

8° 5 G. ERILL (1'53.857)							
Lap	Seg.1	Seg.2	Seg.3	Seg.4	Lap Time	km/h	Local Time
1							10:00'10.562
2	41.195	18.856	38.588	45.171	2'23.810P	176,0	10:02'34.372
3	28.669	17.950	34.151	36.391	1'57.161	182,4	10:04'31.533
4	28.031	17.560	34.147	35.976	1'55.714	188,6	10:06'27.247
5	28.076	17.701	33.416	36.197	1'55.390	184,2	10:08'22.637
6	28.447	17.803	34.034	35.909	1'56.193	183,0	10:10'18.830
7	28.234	18.104	33.746	35.897	1'55.981	182,1	10:12'14.811
8	28.369	17.478	33.740	35.856	1'55.443	191,5	10:14'10.254
9	27.755	17.469	33.088	35.545	1'53.857	188,3	10:16'04.111

4° 1 A. CARRASCO (1'53.453)							
Lap	Seg.1	Seg.2	Seg.3	Seg.4	Lap Time	km/h	Local Time
1		18.566	34.915	38.061		183,3	10:02'11.676
2	28.148	17.847	33.345	35.831	1'55.171	189,2	10:04'06.847
3	27.651	17.594	33.192	35.602	1'54.039	185,4	10:06'00.886
4	28.217	17.665	33.382	36.146	1'55.410	188,9	10:07'56.296
5	27.445	17.442	33.031	35.535	1'53.453	191,2	10:09'49.749
6	27.700	17.620	33.132	36.445	1'54.897	182,4	10:11'44.646
7	27.578	17.513	34.327	36.197	1'55.615	186,0	10:13'40.261
8	27.448	17.393	33.095	35.526	1'53.462	189,9	10:15'33.723

9° 8 M. PEREZ (1'53.862)							
Lap	Seg.1	Seg.2	Seg.3	Seg.4	Lap Time	km/h	Local Time
1							10:00'08.566
2	43.050	18.943	42.220	37.554	2'21.767P	175,4	10:02'30.333
3	28.131	17.582	33.414	36.321	1'55.448	181,5	10:04'25.781
4	35.164	17.799	33.919	36.410	2'03.292	182,4	10:06'29.073
5	27.800	17.460	33.399	36.211	1'54.870	183,3	10:08'23.943
6	27.897	17.415	33.451	35.993	1'54.756	185,4	10:10'18.699
7	34.693	17.587	33.541	35.890	2'01.711	184,5	10:12'20.410
8	27.663	17.382	33.243	35.858	1'54.146	186,7	10:14'14.556
9	27.734	17.548	33.208	35.372	1'53.862	184,2	10:16'08.418

5° 6 R. SCHOTMAN (1'53.462)							
Lap	Seg.1	Seg.2	Seg.3	Seg.4	Lap Time	km/h	Local Time
1							10:00'15.781
2	40.972	18.372	39.007	38.899	2'17.250P	183,3	10:02'33.031
3	28.056	17.729	33.312	35.634	1'54.731	187,6	10:04'27.762
4	28.135	18.387	33.535	36.387	1'56.444	174,1	10:06'24.206
5	28.619	18.142	35.684	38.441	2'00.886	149,2	10:08'25.092
6	27.986	17.398	34.175	35.578	1'55.137	188,9	10:10'20.229
7	27.671	17.216	33.142	35.433	1'53.462	187,6	10:12'13.691
8	28.007	17.534	36.383	35.708	1'57.632	183,9	10:14'11.323
9	27.624	17.319	33.207	35.439	1'53.589	187,6	10:16'04.912

10° 28 O. BONOLI (1'53.892)							
Lap	Seg.1	Seg.2	Seg.3	Seg.4	Lap Time	km/h	Local Time
1							10:00'28.854
2	36.217	18.513	34.683	36.875	2'06.288P	178,8	10:02'35.142
3	28.254	17.596	33.753	35.953	1'55.556	182,7	10:04'30.698
4	28.099	17.524	33.190	35.293	1'54.106	184,2	10:06'24.804
5	28.003	17.414	32.931	35.698	1'54.046	185,1	10:08'18.850
6	34.033	17.992	34.310	35.810	2'02.145C	184,2	10:10'20.995
7	27.957	17.314	33.093	35.528	1'53.892	187,0	10:12'14.887
8	27.948	17.520	33.326	35.686	1'54.480	183,9	10:14'09.367
9	27.831	17.560	33.140	35.574	1'54.105	180,0	10:16'03.472

6° 55 G. HENDRA PRATAMA (1'53.472)							
Lap	Seg.1	Seg.2	Seg.3	Seg.4	Lap Time	km/h	Local Time
1							10:00'33.161
2	36.710	18.011	33.618	35.686	2'04.025P	181,2	10:02'37.186

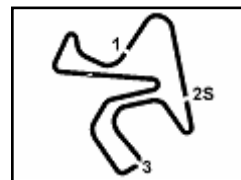
11° 22 N. KALININ (1'53.921)							
Lap	Seg.1	Seg.2	Seg.3	Seg.4	Lap Time	km/h	Local Time
1							10:00'13.586
2	40.959	18.201	34.543	46.240	2'19.943P	185,1	10:02'33.529
3	28.414	17.646	36.058	36.059	1'58.177	186,7	10:04'31.706
4	27.934	17.543	33.788	35.878	1'55.143	189,9	10:06'26.849

08/06/2019 P = Pits In/Out - C = Lap Time Cancelled

These data/results cannot be reproduced, stored and/or transmitted in whole or in part by any manner of electronic, mechanical, photocopying, recording, broadcasting or otherwise now known or herein after developed without the previous express consent by the copyright owner, except for reproduction in daily press and regular printed publications on sale to the public within 60 days of the event related to those data/results and always provided that copyright symbol appears together as follows below.

© DORNA WSBK ORGANIZATION Srl 2019





Jerez 4.423 m

2 / 3

## Acerbis Spanish Round, 7-9 June 2019

### Chronological Analysis Free Practice 3rd Session Gr.A

5	<b>27.784</b>	17.352	33.315	35.959	1'54.410	189,2	10:08'21.259	9	27.946	18.565	33.534	35.630	1'55.675	156,4	10:16'04.396
6	28.389	19.556	33.958	36.964	1'58.867	169,3	10:10'20.126								
7	27.989	<b>17.270</b>	33.364	35.488	1'54.111	<b>191,5</b>	10:12'14.237								
8	28.571	17.533	33.896	35.688	1'55.688	188,9	10:14'09.925								
9	27.965	17.459	<b>33.013</b>	<b>35.484</b>	<b>1'53.921</b>	187,0	10:16'03.846								

12° 16 M. LUNA BAYEN (1'53.932)							
Lap	Seg.1	Seg.2	Seg.3	Seg.4	Lap Time	km/h	Local Time
1		18.805	36.755	39.567		184,2	10:02'16.638
2	28.556	17.871	33.711	36.656	1'56.794	184,8	10:04'13.432
3	28.237	17.450	33.256	36.031	1'54.974	<b>195,2</b>	10:06'08.406
4	28.674	18.265	35.614	37.462	2'00.015	179,7	10:08'08.421
5	<b>27.663</b>	17.416	<b>33.049</b>	<b>35.804</b>	<b>1'53.932</b>	188,6	10:10'02.353
6	28.840	18.743	35.100	36.884	1'59.567	158,2	10:12'01.920
7	27.720	<b>17.395</b>	33.315	37.293	1'55.723	189,2	10:13'57.643
8	28.633	17.921	33.791	37.112	1'57.457	180,3	10:15'55.100

13° 17 K. MEUFFELS (1'53.935)							
Lap	Seg.1	Seg.2	Seg.3	Seg.4	Lap Time	km/h	Local Time
1		18.474	35.210	36.644		187,0	10:02'10.904
2	28.829	17.935	33.563	35.733	1'56.060	185,7	10:04'06.964
3	27.952	<b>17.381</b>	<b>33.210</b>	<b>35.392</b>	<b>1'53.935</b>	<b>190,5</b>	10:06'00.899
4	28.059	17.657	33.330	35.578	1'54.624	185,4	10:07'55.523
5	28.061	17.587	33.222	35.487	1'54.357	184,5	10:09'49.880
6	<b>27.815</b>	17.483	33.265	35.652	1'54.215	186,7	10:11'44.095
7	28.066	17.673	33.358	35.778	1'54.875	188,9	10:13'38.970
8	28.008	17.541	33.500	35.786	1'54.835	185,1	10:15'33.805

14° 47 F. HERNANDEZ MOYANO (1'54.081)							
Lap	Seg.1	Seg.2	Seg.3	Seg.4	Lap Time	km/h	Local Time
1							10:00'16.278
2	38.951	18.313	34.863	40.043	2'12.170P	183,9	10:02'28.448
3	28.585	17.677	34.644	36.458	1'57.364		10:04'25.812
4	28.656	17.804	34.246	36.621	1'57.327	186,4	10:06'23.139
5	28.453	17.965	33.853	35.815	1'56.086	178,8	10:08'19.225
6	32.234	19.106	35.871	37.994	2'05.205	171,4	10:10'24.430
7	28.121	17.621	33.520	35.725	1'54.987	<b>188,3</b>	10:12'19.417
8	27.951	17.544	33.674	35.995	1'55.164	187,0	10:14'14.581
9	<b>27.809</b>	<b>17.532</b>	<b>33.448</b>	<b>35.292</b>	<b>1'54.081</b>	183,3	10:16'08.662

15° 66 D. OTTEN (1'54.135)							
Lap	Seg.1	Seg.2	Seg.3	Seg.4	Lap Time	km/h	Local Time
1							10:00'09.850
2	42.184	19.070	42.895	38.818	2'22.967P	170,3	10:02'32.817
3	28.392	17.785	33.355	35.796	1'55.328	187,9	10:04'28.145
4	28.014	17.545	<b>33.145</b>	36.097	1'54.801	188,3	10:06'22.946
5	30.364	17.838	34.728	35.837	1'58.767	184,8	10:08'21.713
6	28.060	19.970	34.400	35.756	1'58.186	152,5	10:10'19.899
7	<b>27.539</b>	17.689	33.488	36.069	1'54.785	188,9	10:12'14.684
8	28.322	17.543	34.862	35.667	1'56.394	<b>191,2</b>	10:14'11.078
9	27.669	<b>17.532</b>	33.387	<b>35.547</b>	<b>1'54.135</b>	187,9	10:16'05.213

16° 13 D. IOZZO (1'54.266)							
Lap	Seg.1	Seg.2	Seg.3	Seg.4	Lap Time	km/h	Local Time
1							10:00'14.112
2	40.609	18.407	34.348	40.977	2'14.341P	186,0	10:02'28.453
3	29.037	18.664	33.742	36.175	1'57.618	180,9	10:04'26.071
4	28.299	17.832	34.120	37.382	1'57.633	182,7	10:06'23.704
5	28.388	<b>17.549</b>	<b>33.285</b>	35.787	1'55.009	186,7	10:08'18.713
6	31.583	19.658	33.979	35.597	2'00.817	160,2	10:10'19.530
7	<b>27.696</b>	17.823	33.331	<b>35.416</b>	<b>1'54.266</b>	186,0	10:12'13.796
8	28.094	17.562	33.682	35.587	1'54.925	<b>187,3</b>	10:14'08.721

17° 64 H. DE CANCELLIS (1'54.410)							
Lap	Seg.1	Seg.2	Seg.3	Seg.4	Lap Time	km/h	Local Time
1							10:00'20.159
2	38.009	20.592	35.738	37.773	2'12.112P	162,3	10:02'32.271
3	28.546	17.731	33.325	35.922	1'55.524	180,0	10:04'27.795
4	28.169	17.720	33.428	36.226	1'55.543	180,9	10:06'23.338
5	30.276	18.031	36.502	36.688	2'01.497	183,0	10:08'24.835
6	28.134	<b>17.404</b>	33.334	<b>35.538</b>	<b>1'54.410</b>	<b>185,4</b>	10:10'19.245
7	<b>27.870</b>	17.691	<b>33.200</b>	35.726	1'54.487C	179,4	10:12'13.732
8	28.039	17.470	33.690	35.644	1'54.843	184,8	10:14'08.575
9	28.018	17.688	33.256	37.130	1'56.092	179,4	10:16'04.667

18° 14 E. DE LA VEGA (1'54.452)							
Lap	Seg.1	Seg.2	Seg.3	Seg.4	Lap Time	km/h	Local Time
1							9:59'58.667
2	43.781	19.397	35.942	39.193	2'18.313P	180,9	10:02'16.980
3	28.623	17.189	34.139	36.270	1'56.221		10:04'13.201
4	28.106	17.651	33.983	35.795	1'55.535	181,2	10:06'08.736
5	28.392	18.742	34.068	36.371	1'57.573	170,1	10:08'06.309
6	27.919	17.641	<b>35.949</b>	<b>35.756</b>	1'57.265	180,9	10:10'03.574
7	28.472	18.070	34.294	35.911	1'56.747	173,3	10:12'00.321
8	<b>27.805</b>	<b>17.499</b>	<b>33.270</b>	35.878	<b>1'54.452</b>	<b>183,6</b>	10:13'54.773
9	27.858	17.583	33.408	35.769	1'54.618	179,1	10:15'49.391

19° 33 K. HARTMANN (1'54.644)							
Lap	Seg.1	Seg.2	Seg.3	Seg.4	Lap Time	km/h	Local Time
1							10:00'05.030
2	40.065	18.624	34.721	39.266	2'12.676P	180,3	10:02'17.706
3	28.256	17.673	34.198	36.390	1'56.517		10:04'14.223
4	27.972	17.605	<b>33.330</b>	<b>35.737</b>	<b>1'54.644</b>	181,8	10:06'08.867
5	28.354	18.178	34.086	36.787	1'57.405	<b>185,4</b>	10:08'06.272
6	28.057	17.571	33.724	36.961	1'56.313	184,8	10:10'02.585
7	28.976	18.212	34.080	36.221	1'57.489	181,2	10:12'00.074
8	28.267	<b>17.526</b>	33.884	36.105	1'55.782	<b>185,4</b>	10:13'55.856
9	<b>27.828</b>	17.704	33.799	36.233	1'55.564	181,8	10:15'51.420

20° 52 O. KÖNIG (1'55.012)							
Lap	Seg.1	Seg.2	Seg.3	Seg.4	Lap Time	km/h	Local Time
1							10:02'12.170
2	28.451	17.793	33.946	36.546	1'56.736	185,4	10:04'08.906
3	28.392	17.825	33.807	36.572	1'56.596	183,0	10:06'05.502
4	29.352	18.942	37.442	36.639	2'02.375	166,5	10:08'07.877
5	28.115	17.762	33.661	36.215	1'55.753	<b>186,4</b>	10:10'03.630
6	28.071	17.789	33.757	36.416	1'56.033	183,0	10:11'59.663
7	28.226	17.752	33.506	36.098	1'55.582	182,1	10:13'55.245
8	<b>27.928</b>	<b>17.646</b>	<b>33.501</b>	<b>35.937</b>	<b>1'55.012</b>	183,6	10:15'50.257

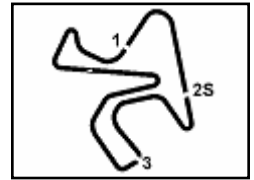
21° 11 K. ARDUINI (1'55.151)							
Lap	Seg.1	Seg.2	Seg.3	Seg.4	Lap Time	km/h	Local Time
1							10:00'12.434
2	39.715	18.773	42.298	37.429	2'18.215P	171,6	10:02'30.649
3	28.213	17.675	33.773	36.412	1'56.073	183,9	10:04'26.722
4	29.626	17.708	33.449	36.183	1'56.966	185,4	10:06'23.688
5	29.065	17.621	<b>33.426</b>	35.852	1'55.964	187,0	10:08'19.652
6	28.776	20.940	34.130	36.369	2'00.215	143,8	10:10'19.867
7	28.398	17.474	33.504	35.964	1'55.340	182,7	10:12'15.207
8	<b>28.094</b>	<b>17.422</b>	33.833	<b>35.802</b>	<b>1'55.151</b>	<b>188,6</b>	10:14'10.358
9	28.208	17.570	33.665	35.923	1'55.366	182,7	10:16'05.724

08/06/2019 P = Pits In/Out - C = Lap Time Cancelled

These data/results cannot be reproduced, stored and/or transmitted in whole or in part by any manner of electronic, mechanical, photocopying, recording, broadcasting or otherwise now known or herein after developed without the previous express consent by the copyright owner, except for reproduction in daily press and regular printed publications on sale to the public within 60 days of the event related to those data/results and always provided that copyright symbol appears together as follows below.

© DORNA WSBK ORGANIZATION Srl 2019





## Acerbis Spanish Round, 7-9 June 2019

### Chronological Analysis Free Practice 3rd Session Gr.A

Jerez 4.423 m

3 / 3

23° 46 S. DI SORA (1'55.415)								28° 7 T. KAWAKAMI							
Lap	Seg.1	Seg.2	Seg.3	Seg.4	Lap Time	km/h	Local Time	Lap	Seg.1	Seg.2	Seg.3	Seg.4	Lap Time	km/h	Local Time
1							10:00'44.917	1							10:00'21.847
2	41.732	19.255	36.522	38.545	2'16.054P	178,0	10:03'00.971	2	36.526	20.714	<b>35.635</b>	<b>38.413</b>	2'11.288P	161,6	10:02'33.135
3	29.600	18.353	35.172	37.416	2'00.541	178,8	10:05'01.512								
4	28.999	18.015	34.280	36.615	1'57.909	178,8	10:06'59.421								
5	28.545	17.906	33.990	36.344	1'56.785	178,8	10:08'56.206								
6	28.335	17.844	33.863	36.258	1'56.300	179,4	10:10'52.506								
7	28.352	17.814	34.569	36.990	1'57.725	<b>180,3</b>	10:12'50.231								
8	28.192	<b>17.767</b>	33.689	36.307	1'55.955	<b>180,3</b>	10:14'46.186								
9	<b>28.054</b>	17.805	<b>33.585</b>	<b>35.971</b>	<b>1'55.415</b>	179,7	10:16'41.601								

23° 23 P. GIACOMINI (1'55.809)							
Lap	Seg.1	Seg.2	Seg.3	Seg.4	Lap Time	km/h	Local Time
1		19.187	36.322	38.802		182,4	10:02'16.426
2	29.099	17.810	34.321	36.629	1'57.859	<b>185,1</b>	10:04'14.285
3	28.631	<b>17.581</b>	<b>33.591</b>	36.292	1'56.095	<b>185,1</b>	10:06'10.380
4	28.267	17.646	34.024	36.447	1'56.384	183,9	10:08'06.764
5	<b>28.263</b>	17.611	33.667	<b>36.268</b>	<b>1'55.809</b>	184,5	10:10'02.573
6	28.511	17.904	33.904	36.482	1'56.801	180,6	10:11'59.374
7	29.399	17.664	33.716	37.362	1'58.141	184,2	10:13'57.515
8	28.430	17.887	33.693	36.356	1'56.366	182,1	10:15'53.881

24° 84 K. ALOISI (1'57.479)							
Lap	Seg.1	Seg.2	Seg.3	Seg.4	Lap Time	km/h	Local Time
1							10:00'25.058
2	40.064	18.916	35.383	37.697	2'12.060P	180,6	10:02'37.118
3	29.374	18.240	34.931	37.390	1'59.935	180,9	10:04'37.053
4	29.073	18.206	34.623	36.786	1'58.688	180,9	10:06'35.741
5	28.494	<b>17.928</b>	<b>34.442</b>	<b>36.615</b>	<b>1'57.479</b>	182,7	10:08'33.220
6	<b>28.359</b>	18.121	34.513	36.739	1'57.732	183,6	10:10'30.952
7	28.773	18.252	34.900	36.992	1'58.917	<b>184,2</b>	10:12'29.869

25° 19 B. MOLINA (1'57.854)							
Lap	Seg.1	Seg.2	Seg.3	Seg.4	Lap Time	km/h	Local Time
1							10:00'17.478
2	40.201	19.154	36.837	37.775	2'13.967P	179,4	10:02'31.445
3	29.300	18.925	37.173	37.388	2'02.786	<b>185,1</b>	10:04'34.231
4	29.335	18.178	34.337	37.580	1'59.430	<b>185,1</b>	10:06'33.661
5	28.918	18.427	34.198	36.987	1'58.530	181,5	10:08'32.191
6	28.803	<b>18.007</b>	34.327	37.108	1'58.245	<b>185,1</b>	10:10'30.436
7	29.785	18.204	34.952	37.000	1'59.941	182,7	10:12'30.377
8	29.027	18.183	34.702	37.051	1'58.963	182,1	10:14'29.340
9	<b>28.630</b>	18.144	<b>34.151</b>	<b>36.929</b>	<b>1'57.854</b>	182,7	10:16'27.194

26° 9 S. NAUD (1'58.303)							
Lap	Seg.1	Seg.2	Seg.3	Seg.4	Lap Time	km/h	Local Time
1							10:00'07.346
2	41.773	19.955	37.393	38.886	2'18.007P	171,6	10:02'25.353
3	30.298	18.433	36.142	38.421	2'03.294	181,5	10:04'28.647
4	29.772	18.239	35.906	37.608	2'01.525	<b>187,9</b>	10:06'30.172
5	29.417	18.195	35.327	37.267	2'00.206	184,2	10:08'30.378
6	29.509	18.157	35.091	37.238	1'59.995	184,8	10:10'30.373
7	29.248	18.147	35.422	37.326	2'00.143	183,6	10:12'30.516
8	29.429	18.126	34.689	36.922	1'59.166	185,4	10:14'29.682
9	<b>28.764</b>	<b>18.093</b>	<b>34.624</b>	<b>36.822</b>	<b>1'58.303</b>	181,8	10:16'27.985

27° 71 T. EDWARDS							
Lap	Seg.1	Seg.2	Seg.3	Seg.4	Lap Time	km/h	Local Time
1							10:00'18.496
2	41.013	18.834	<b>37.127</b>	<b>38.878</b>	2'15.852P	176,8	10:02'34.348

08/06/2019 P = Pits In/Out - C = Lap Time Cancelled

These data/results cannot be reproduced, stored and/or transmitted in whole or in part by any manner of electronic, mechanical, photocopying, recording, broadcasting or otherwise now known or herein after developed without the previous express consent by the copyright owner, except for reproduction in daily press and regular printed publications on sale to the public within 60 days of the event related to those data/results and always provided that copyright symbol appears together as follows below.

© DORNA WSBK ORGANIZATION Srl 2019



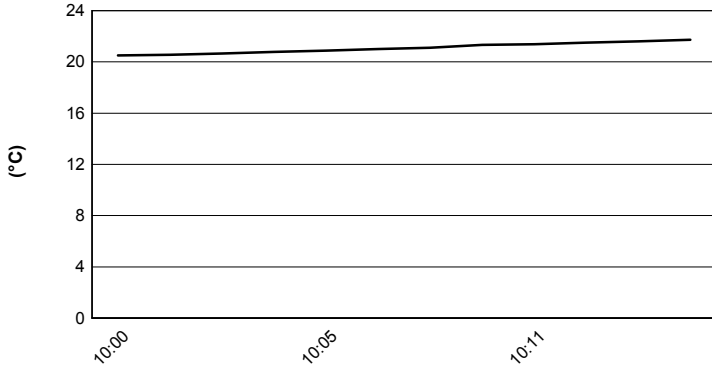




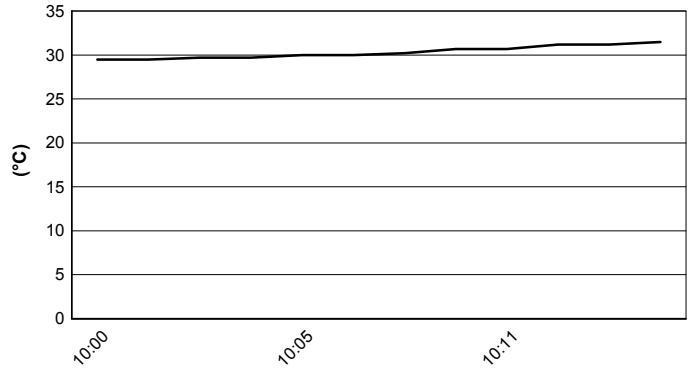
Jerez 4.423 m

**Acerbis Spanish Round, 7-9 June 2019**  
**Weather Report Free Practice 3rd Session Gr.A**  
Session started 10:00 - Session ended 10:16

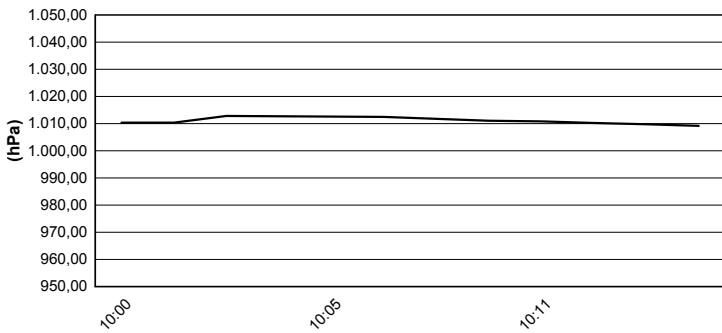
**Air Temperature**



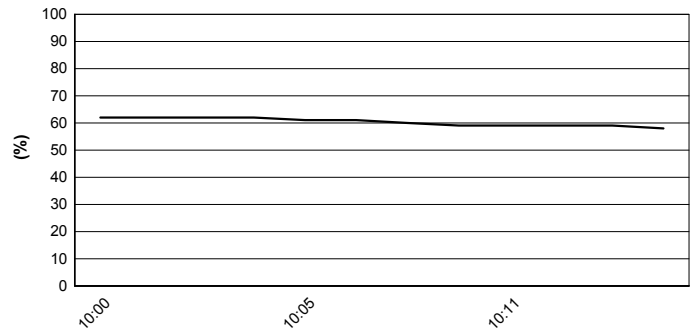
**Track Temperature**



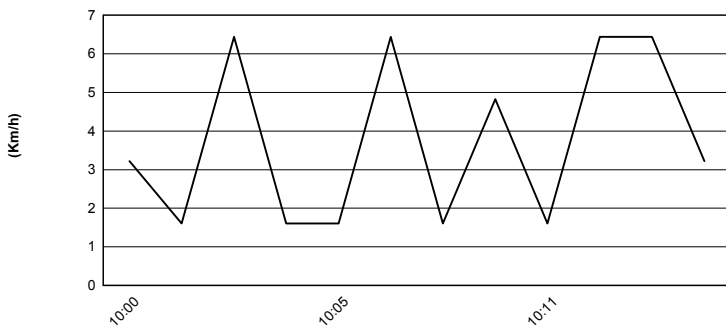
**Air Pressure**



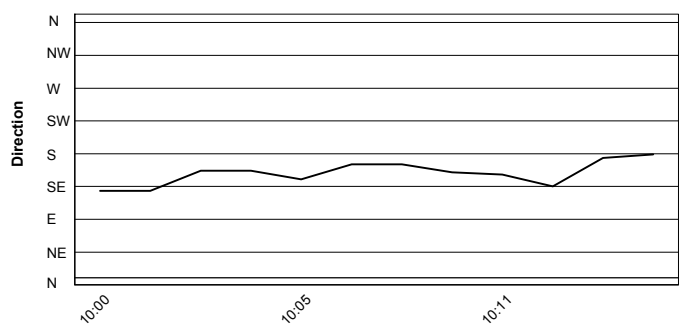
**Humidity**



**Wind Speed**



**Wind Direction**



08/06/2019

These data/results cannot be reproduced, stored and/or transmitted in whole or in part by any manner of electronic, mechanical, photocopying, recording, broadcasting or otherwise now known or herein after developed without the previous express consent by the copyright owner, except for reproduction in daily press and regular printed publications on sale to the public within 60 days of the event related to those data/results and always provided that copyright symbol appears together as follows below.

© DORNA WSBK ORGANIZATION Srl 2019



Official Fuel Supplier



FICR PERUGIA TIMING

Official Tyre Supplier



Official Timekeeper