

Acerbis Spanish Round, 7-9 June 2019

Free Practices Combined Results Gr.B

Jerez 4.423 m

No.	Rider	Nat	Team	Bike	Class	FP1	FP2	FP3	Time	Gap	Rel.	Avg	LL
1	72 V. STEEMAN	NED	Freudenberg KTM Junior Team	KTM RC 390 R	B	1'54.792	1'53.665	1'52.730	1'52.730			141,247	29
2	20 D. LOUREIRO	RSA	Nutec - RT Motorsports by SKM - Kawasaki	Kawasaki Ninja 400	B	1'55.635	1'55.250	1'54.122	1'54.122	1.392	1.392	139,524	30
3	25 A. VERDÓIA	FRA	BCD Yamaha MS Racing	Yamaha YZF-R3	B	1'54.436	1'54.337	1'54.500	1'54.337	1.607	0.215	139,262	23
4	97 M. KAPPLER	GER	Freudenberg KTM WorldSSP Team	KTM RC 390 R	B	1'55.890	1'55.332	1'54.350	1'54.350	1.620	0.013	139,246	31
5	10 U. ORRADRE	ESP	BCD Yamaha MS Racing	Yamaha YZF-R3	B	1'57.836	1'54.547	1'54.414	1'54.414	1.684	0.064	139,168	31
6	95 S. DEROUE	NED	Kawasaki MOTOPOST	Kawasaki Ninja 400	B	1'54.796	1'54.671	1'54.447	1'54.447	1.717	0.033	139,128	32
7	88 B. IERACI	ITA	Kawasaki GP Project	Kawasaki Ninja 400	B	1'54.791	1'56.440	1'54.489	1'54.489	1.759	0.042	139,077	24
8	3 M. PEDENEAU	FRA	Team MHP Racing-Patrick Pons	Yamaha YZF-R3	B	1'54.743	1'55.298	1'54.575	1'54.575	1.845	0.086	138,973	30
9	21 B. SANCHEZ	ESP	Scuderia Maranga Racing	Kawasaki Ninja 400	B	1'56.517	1'55.131	1'54.602	1'54.602	1.872	0.027	138,940	32
10	78 J. FORAY	FRA	Prodina IRCOS Kawasaki	Kawasaki Ninja 400	B	1'56.662	1'56.292	1'54.617	1'54.617	1.887	0.015	138,922	34
11	73 A. CARRIÓN	ESP	DEZA - BOX 77 Racing	Kawasaki Ninja 400	B	1'58.789	1'55.693	1'54.803	1'54.803	2.073	0.186	138,697	30
12	65 J. FACCO	ITA	Semakin Di Depan Biblion Motocrossing	Yamaha YZF-R3	B	1'57.836	1'55.922	1'54.824	1'54.824	2.094	0.021	138,671	32
13	61 Y. OKAYA	JPN	DS Junior Team	Kawasaki Ninja 400	B	1'54.834	1'56.541	1'56.682	1'54.834	2.104	0.010	138,659	31
14	27 F. ROVELLI	ITA	Kawasaki ParkinGO Team	Kawasaki Ninja 400	B	1'57.768	1'55.868	1'54.853	1'54.853	2.123	0.019	138,636	29
15	30 D. BLIN	POL	Terra e Moto	Yamaha YZF-R3	B	1'57.477	1'56.378	1'54.933	1'54.933	2.203	0.080	138,540	35
16	36 B. NEILA	ESP	BCD Yamaha MS Racing	Yamaha YZF-R3	B	1'57.200	1'55.354	1'55.003	1'55.003	2.273	0.070	138,456	28
17	69 J. BUIS	NED	MTM Racing Team	Kawasaki Ninja 400	B	1'55.557	1'55.020		1'55.020	2.290	0.017	138,435	27
18	54 B. SOFUOGLU	TUR	Turkish Puccetti Racing by TSM	Kawasaki Ninja 400	B	1'55.280	1'57.577	1'55.475	1'55.280	2.550	0.260	138,123	25
19	85 K. SABATUCCI	ITA	Team Trasimeno Yamaha	Yamaha YZF-R3	B	1'57.586	1'55.452	1'55.286	1'55.286	2.556	0.006	138,116	32
20	44 T. BRAMICH	AUS	Carl Cox-RT Motorsports by SKM-Kawasaki	Kawasaki Ninja 400	B	1'57.695	1'56.172	1'55.295	1'55.295	2.565	0.009	138,105	33
21	35 F. DE BRUIN	NED	Team Trasimeno Yamaha	Yamaha YZF-R3	B	1'58.668	1'56.205	1'55.357	1'55.357	2.627	0.062	138,031	33
22	12 R. DORE	FRA	Team MHP Racing-Patrick Pons	Yamaha YZF-R3	B	1'59.962	1'56.355	1'55.537	1'55.537	2.807	0.180	137,816	35
23	77 V. SCHWARZ	CZE	ACCR Czech Talent Team - Willi Race	Kawasaki Ninja 400	B	1'57.851	1'57.092	1'56.127	1'56.127	3.397	0.590	137,115	36
24	82 J. HYDE	AUS	2R Racing Team	Kawasaki Ninja 400	B	1'57.464	1'56.725	1'56.478	1'56.478	3.748	0.351	136,702	35
25	93 A. QUINET	FRA	TGP Racing	Honda CBR500R	B	2'00.770	1'58.195	1'57.114	1'57.114	4.384	0.636	135,960	35
26	39 J. PEREZ GONZALEZ	ESP	DS Junior Team	Kawasaki Ninja 400	B	2'00.393	1'57.641	1'57.518	1'57.518	4.788	0.404	135,492	33
27	32 A. PELIKANOVA	CZE	Kawasaki GP Project	Kawasaki Ninja 400	B	2'04.002	2'01.589	2'00.124	2'00.124	7.394	2.606	132,553	29

Top 3 Average Time: 1'53.729

08/06/2019

These data/results cannot be reproduced, stored and/or transmitted in whole or in part by any manner of electronic, mechanical, photocopying, recording, broadcasting or otherwise now known or herein after developed without the previous express consent by the copyright owner, except for reproduction in daily press and regular printed publications on sale to the public within 60 days of the event related to those data/results and always provided that copyright symbol appears together as follows below.

© DORNA WSBK ORGANIZATION Srl 2019



Official Fuel Supplier



PIRELLI PERUGIA TIMING

Official Tyre Supplier



Official Timekeeper


Acerbis Spanish Round, 7-9 June 2019
Results Free Practice 3rd Session Gr.B

Jerez 4.423 m

1 / 2

No.	Rider	Nat	Team	Bike	Class	Time	Gap	Rel.	Laps	Speed	
										Avg	Max
1	72 V. STEEMAN	NED	Freudenberg KTM Junior Team	KTM RC 390 R	B	1'52.730			5	141,247	195,2
2	20 D. LOUREIRO	RSA	Nutec - RT Motorsports by SKM - Kawasaki	Kawasaki Ninja 400	B	1'54.122	1.392	1.392	8	139,524	190,5
3	97 M. KAPPLER	GER	Freudenberg KTM WorldSSP Team	KTM RC 390 R	B	1'54.350	1.620	0.228	8	139,246	197,6
4	10 U. ORRADRE	ESP	BCD Yamaha MS Racing	Yamaha YZF-R3	B	1'54.414	1.684	0.064	8	139,168	193,2
5	95 S. DEROUÉ	NED	Kawasaki MOTOPOST	Kawasaki Ninja 400	B	1'54.447	1.717	0.033	8	139,128	193,8
6	88 B. IERACI	ITA	Kawasaki GP Project	Kawasaki Ninja 400	B	1'54.489	1.759	0.042	8	139,077	188,9
7	25 A. VERDOÍA	FRA	BCD Yamaha MS Racing	Yamaha YZF-R3	B	1'54.500	1.770	0.011	8	139,064	187,6
8	3 M. PEDENEAU	FRA	Team MHP Racing-Patrick Pons	Yamaha YZF-R3	B	1'54.575	1.845	0.075	8	138,973	190,5
9	21 B. SANCHEZ	ESP	Scuderia Maranga Racing	Kawasaki Ninja 400	B	1'54.602	1.872	0.027	7	138,940	191,2
10	78 J. FORAY	FRA	Prodina IRCOS Kawasaki	Kawasaki Ninja 400	B	1'54.617	1.887	0.015	8	138,922	190,5
11	73 A. CARRIÓN	ESP	DEZA - BOX 77 Racing	Kawasaki Ninja 400	B	1'54.803	2.073	0.186	8	138,697	189,2
12	65 J. FACCO	ITA	Semakin Di Depan Biblion Motocrossing	Yamaha YZF-R3	B	1'54.824	2.094	0.021	8	138,671	190,5
13	27 F. ROVELLI	ITA	Kawasaki ParkinGO Team	Kawasaki Ninja 400	B	1'54.853	2.123	0.029	8	138,636	186,0
14	30 D. BLIN	POL	Terra e Moto	Yamaha YZF-R3	B	1'54.933	2.203	0.080	7	138,540	190,5
15	36 B. NEILA	ESP	BCD Yamaha MS Racing	Yamaha YZF-R3	B	1'55.003	2.273	0.070	8	138,456	189,9
16	85 K. SABATUCCI	ITA	Team Trasimeno Yamaha	Yamaha YZF-R3	B	1'55.286	2.556	0.283	8	138,116	186,4
17	44 T. BRAMICH	AUS	Carl Cox-RT Motorsports by SKM-Kawasaki	Kawasaki Ninja 400	B	1'55.295	2.565	0.009	8	138,105	192,5
18	35 F. DE BRUIN	NED	Team Trasimeno Yamaha	Yamaha YZF-R3	B	1'55.357	2.627	0.062	8	138,031	187,9
19	54 B. SOFUOGLU	TUR	Turkish Puccetti Racing by TSM	Kawasaki Ninja 400	B	1'55.475	2.745	0.118	5	137,890	191,2
20	12 R. DORE	FRA	Team MHP Racing-Patrick Pons	Yamaha YZF-R3	B	1'55.537	2.807	0.062	7	137,816	185,4
21	77 V. SCHWARZ	CZE	ACCR Czech Talent Team - Willi Race	Kawasaki Ninja 400	B	1'56.127	3.397	0.590	8	137,115	188,3
22	82 J. HYDE	AUS	2R Racing Team	Kawasaki Ninja 400	B	1'56.478	3.748	0.351	7	136,702	185,4
23	61 Y. OKAYA	JPN	DS Junior Team	Kawasaki Ninja 400	B	1'56.682	3.952	0.204	4	136,463	188,6
24	93 A. QUINET	FRA	TGP Racing	Honda CBR500R	B	1'57.114	4.384	0.432	8	135,960	186,0
25	39 J. PEREZ GONZALEZ	ESP	DS Junior Team	Kawasaki Ninja 400	B	1'57.518	4.788	0.404	7	135,492	185,1
26	32 A. PELIKANOVA	CZE	Kawasaki GP Project	Kawasaki Ninja 400	B	2'00.124	7.394	2.606	8	132,553	187,0
----- Out 107% in this Session -----											
27	69 J. BUIS	NED	MTM Racing Team	Kawasaki Ninja 400	B				1		184,8

Qualifying Lap Time (107% of 1'52.730): 2'00.622

AIR	Humidity:	53%	Temp:	22°C
TRACK	Condition:	Dry	Temp:	33°C

Records	Pole	(SP2)	2017	M.Garcia	1'54.947	138,520	Km/h
	Race	(RC)	2017	A.Coppola	1'54.939	138,530	Km/h
	All Times	(FP3)	2019	M.Gonzalez	1'52.623	141,380	Km/h

08/06/2019 Start End The results are provisional until the end of the time limit for protests and appeals
 10:25 10:41 and the completion of the technical checks.

These data/results cannot be reproduced, stored and/or transmitted in whole or in part by any manner of electronic, mechanical, photocopying, recording, broadcasting or otherwise now known or herein after developed without the previous express consent by the copyright owner, except for reproduction in daily press and regular printed publications on sale to the public within 60 days of the event related to those data/results and always provided that copyright symbol appears together as follows below.

© DORNA WSBK ORGANIZATION Srl 2019



Official Fuel Supplier

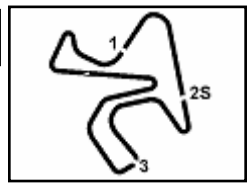


FIKR PERUGIA TIMING

Official Tyre Supplier



Official Timekeeper



Acerbis Spanish Round, 7-9 June 2019

Results Free Practice 3rd Session Gr.B

Session Highlights

Local Time	No. Rider	Description
10.25.00		Start
10.26.59	61 Y. OKAYA	Check Transponder
10.29.30	69 J. BUIS	Crashed - Turn 11
10.31.27	69 J. BUIS	Medical Centre
10.37.34	27 F. ROVELLI	Lap Cancelled (1'58.367) - Exceeded Track Limits - Turn 13
10.41.58		End Of Session

Fastest Laps Sequence

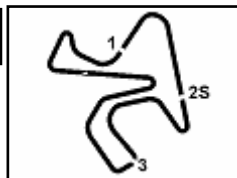
No.	Rider	Nat	Team	Bike	Local Time	Time	Gap	Avg
93	A. QUINET	FRA	TGP Racing	Honda CBR500R	10:29'29.315	1'59.132		133,657
44	T. BRAMICH	AUS	Carl Cox-RT Motorsports by SKM-Kawasaki	Kawasaki Ninja 400	10:29'32.135	1'56.259	-2.873	136,960
25	A. VERDOÍA	FRA	BCD Yamaha MS Racing	Yamaha YZF-R3	10:29'33.703	1'55.428	-0.831	137,946
10	U. ORRADRE	ESP	BCD Yamaha MS Racing	Yamaha YZF-R3	10:29'34.557	1'55.138	-0.290	138,293
95	S. DEROUE	NED	Kawasaki MOTOPOST	Kawasaki Ninja 400	10:29'44.368	1'55.058	-0.080	138,389
3	M. PEDENEAU	FRA	Team MHP Racing-Patrick Pons	Yamaha YZF-R3	10:29'45.846	1'54.575	-0.483	138,973
72	V. STEEMAN	NED	Freudenberg KTM Junior Team	KTM RC 390 R	10:29'48.391	1'54.034	-0.541	139,632
72	V. STEEMAN	NED	Freudenberg KTM Junior Team	KTM RC 390 R	10:31'41.121	1'52.730	-1.304	141,247

Start End The results are provisional until the end of the time limit for protests and appeals
08/06/2019 10:25 10:41 and the completion of the technical checks.

These data/results cannot be reproduced, stored and/or transmitted in whole or in part by any manner of electronic, mechanical, photocopying, recording, broadcasting or otherwise now known or herein after developed without the previous express consent by the copyright owner, except for reproduction in daily press and regular printed publications on sale to the public within 60 days of the event related to those data/results and always provided that copyright symbol appears together as follows below.

© DORNA WSBK ORGANIZATION Srl 2019





Jerez 4.423 m

Acerbis Spanish Round, 7-9 June 2019

Best Sectors & Speed Free Practice 3rd Session Gr.B

BEST LAP			
1	72 V. STEEMAN	KTM RC 390 R	1'52.730
2	20 D. LOUREIRO	Kawasaki Ninja 400	1'54.122
3	97 M. KAPPLER	KTM RC 390 R	1'54.350
4	10 U. ORRADRE	Yamaha YZF-R3	1'54.414
5	95 S. DEROUE	Kawasaki Ninja 400	1'54.447
6	88 B. IERACI	Kawasaki Ninja 400	1'54.489
7	25 A. VERDOÍA	Yamaha YZF-R3	1'54.500
8	3 M. PEDENEAU	Yamaha YZF-R3	1'54.575
9	21 B. SANCHEZ	Kawasaki Ninja 400	1'54.602
10	78 J. FORAY	Kawasaki Ninja 400	1'54.617
11	73 A. CARRIÓN	Kawasaki Ninja 400	1'54.803
12	65 J. FACCO	Yamaha YZF-R3	1'54.824
13	27 F. ROVELLI	Kawasaki Ninja 400	1'54.853
14	30 D. BLIN	Yamaha YZF-R3	1'54.933
15	36 B. NEILA	Yamaha YZF-R3	1'55.003
16	85 K. SABATUCCI	Yamaha YZF-R3	1'55.286
17	44 T. BRAMICH	Kawasaki Ninja 400	1'55.295
18	35 F. DE BRUIN	Yamaha YZF-R3	1'55.357
19	54 B. SOFUOGLU	Kawasaki Ninja 400	1'55.475
20	12 R. DORE	Yamaha YZF-R3	1'55.537
21	77 V. SCHWARZ	Kawasaki Ninja 400	1'56.127
22	82 J. HYDE	Kawasaki Ninja 400	1'56.478
23	61 Y. OKAYA	Kawasaki Ninja 400	1'56.682
24	93 A. QUINET	Honda CBR500R	1'57.114
25	39 J. PEREZ GONZALEZ	Kawasaki Ninja 400	1'57.518
26	32 A. PELIKANOVA	Kawasaki Ninja 400	2'00.124
27	69 J. BUIS	Kawasaki Ninja 400	

SPEED			
1	97 M. KAPPLER	KTM RC 390 R	197,6
2	72 V. STEEMAN	KTM RC 390 R	195,2
3	95 S. DEROUE	Kawasaki Ninja 400	193,8
4	10 U. ORRADRE	Yamaha YZF-R3	193,2
5	44 T. BRAMICH	Kawasaki Ninja 400	192,5
6	54 B. SOFUOGLU	Kawasaki Ninja 400	191,2
7	21 B. SANCHEZ	Kawasaki Ninja 400	191,2
8	20 D. LOUREIRO	Kawasaki Ninja 400	190,5
9	3 M. PEDENEAU	Yamaha YZF-R3	190,5
10	65 J. FACCO	Yamaha YZF-R3	190,5
11	30 D. BLIN	Yamaha YZF-R3	190,5
12	78 J. FORAY	Kawasaki Ninja 400	190,5
13	36 B. NEILA	Yamaha YZF-R3	189,9
14	73 A. CARRIÓN	Kawasaki Ninja 400	189,2
15	88 B. IERACI	Kawasaki Ninja 400	188,9
16	61 Y. OKAYA	Kawasaki Ninja 400	188,6
17	77 V. SCHWARZ	Kawasaki Ninja 400	188,3
18	35 F. DE BRUIN	Yamaha YZF-R3	187,9
19	25 A. VERDOÍA	Yamaha YZF-R3	187,6
20	32 A. PELIKANOVA	Kawasaki Ninja 400	187,0
21	85 K. SABATUCCI	Yamaha YZF-R3	186,4
22	27 F. ROVELLI	Kawasaki Ninja 400	186,0
23	93 A. QUINET	Honda CBR500R	186,0
24	82 J. HYDE	Kawasaki Ninja 400	185,4
25	12 R. DORE	Yamaha YZF-R3	185,4
26	39 J. PEREZ GONZALEZ	Kawasaki Ninja 400	185,1
27	69 J. BUIS	Kawasaki Ninja 400	184,8

SEG. 1			SEG. 2			SEG. 3			SEG. 4		
1	72 V. STEEMAN	27.586	1	72 V. STEEMAN	17.072	1	72 V. STEEMAN	33.000	1	72 V. STEEMAN	34.998
2	20 D. LOUREIRO	27.658	2	3 M. PEDENEAU	17.123	2	25 A. VERDOÍA	33.104	2	97 M. KAPPLER	35.527
3	21 B. SANCHEZ	27.755	3	10 U. ORRADRE	17.170	3	88 B. IERACI	33.154	3	10 U. ORRADRE	35.565
4	97 M. KAPPLER	27.765	4	97 M. KAPPLER	17.175	4	20 D. LOUREIRO	33.161	4	3 M. PEDENEAU	35.635
5	73 A. CARRIÓN	27.800	5	78 J. FORAY	17.305	5	65 J. FACCO	33.246	5	25 A. VERDOÍA	35.693
6	10 U. ORRADRE	27.804	6	36 B. NEILA	17.320	6	10 U. ORRADRE	33.264	6	20 D. LOUREIRO	35.708
7	65 J. FACCO	27.811	7	95 S. DEROUE	17.371	7	78 J. FORAY	33.317	7	73 A. CARRIÓN	35.718
8	88 B. IERACI	27.835	8	73 A. CARRIÓN	17.382	8	69 J. BUIS	33.339	8	36 B. NEILA	35.725
9	3 M. PEDENEAU	27.837	9	21 B. SANCHEZ	17.382	9	73 A. CARRIÓN	33.342	9	78 J. FORAY	35.732
10	12 R. DORE	27.851	10	20 D. LOUREIRO	17.388	10	36 B. NEILA	33.416	10	95 S. DEROUE	35.795
11	25 A. VERDOÍA	27.858	11	44 T. BRAMICH	17.433	11	95 S. DEROUE	33.420	11	30 D. BLIN	35.832
12	95 S. DEROUE	27.861	12	27 F. ROVELLI	17.469	12	27 F. ROVELLI	33.445	12	21 B. SANCHEZ	35.850
13	27 F. ROVELLI	27.911	13	65 J. FACCO	17.480	13	21 B. SANCHEZ	33.467	13	27 F. ROVELLI	35.870
14	36 B. NEILA	27.916	14	88 B. IERACI	17.489	14	30 D. BLIN	33.471	14	44 T. BRAMICH	35.877
15	30 D. BLIN	27.916	15	54 B. SOFUOGLU	17.521	15	85 K. SABATUCCI	33.484	15	88 B. IERACI	35.905
16	78 J. FORAY	27.954	16	77 V. SCHWARZ	17.570	16	3 M. PEDENEAU	33.517	16	85 K. SABATUCCI	35.916
17	44 T. BRAMICH	27.962	17	82 J. HYDE	17.578	17	44 T. BRAMICH	33.528	17	65 J. FACCO	35.923
18	54 B. SOFUOGLU	27.970	18	35 F. DE BRUIN	17.584	18	35 F. DE BRUIN	33.528	18	54 B. SOFUOGLU	35.925
19	69 J. BUIS	28.033	19	12 R. DORE	17.585	19	97 M. KAPPLER	33.553	19	35 F. DE BRUIN	35.932
20	35 F. DE BRUIN	28.054	20	25 A. VERDOÍA	17.596	20	54 B. SOFUOGLU	33.608	20	77 V. SCHWARZ	36.004
21	85 K. SABATUCCI	28.102	21	85 K. SABATUCCI	17.603	21	12 R. DORE	33.637	21	12 R. DORE	36.086
22	77 V. SCHWARZ	28.164	22	61 Y. OKAYA	17.638	22	39 J. PEREZ GONZALEZ	33.829	22	39 J. PEREZ GONZALEZ	36.396
23	61 Y. OKAYA	28.265	23	93 A. QUINET	17.697	23	77 V. SCHWARZ	33.854	23	61 Y. OKAYA	36.480
24	82 J. HYDE	28.322	24	30 D. BLIN	17.714	24	93 A. QUINET	33.887	24	69 J. BUIS	36.493
25	93 A. QUINET	28.341	25	69 J. BUIS	17.861	25	82 J. HYDE	33.933	25	82 J. HYDE	36.523
26	39 J. PEREZ GONZALEZ	28.427	26	39 J. PEREZ GONZALEZ	17.935	26	61 Y. OKAYA	33.987	26	93 A. QUINET	36.763
27	32 A. PELIKANOVA	29.117	27	32 A. PELIKANOVA	18.193	27	32 A. PELIKANOVA	35.145	27	32 A. PELIKANOVA	37.546

08/06/2019

These data/results cannot be reproduced, stored and/or transmitted in whole or in part by any manner of electronic, mechanical, photocopying, recording, broadcasting or otherwise now known or herein after developed without the previous express consent by the copyright owner, except for reproduction in daily press and regular printed publications on sale to the public within 60 days of the event related to those data/results and always provided that copyright symbol appears together as follows below.

© DORNA WSBK ORGANIZATION Srl 2019



Official Fuel Supplier



FICR PERUGIA TIMING

Official Tyre Supplier



Official Timekeeper



Jerez 4.423 m

Acerbis Spanish Round, 7-9 June 2019

Ideal Times Free Practice 3rd Session Gr.B

No.	Rider	Nat	Bike	Seg. 1	Seg. 2	Seg. 3	Seg. 4	Ideal Time		
				Diff. 1	Diff. 2	Diff. 3	Diff. 4	Best Lap	Pos.	Diff.
1	72 V. STEEMAN	NED	KTM RC 390 R	27.586 +0.047	17.072 +0.027	33.000	34.998	1'52.656 1'52.730	1	0.074
2	10 U. ORRADRE	ESP	Yamaha YZF-R3	27.804	17.170 +0.350	33.264	35.565 +0.261	1'53.803 1'54.414	4	0.611
3	20 D. LOUREIRO	RSA	Kawasaki Ninja 400	27.658 +0.050	17.388 +0.028	33.161	35.708 +0.129	1'53.915 1'54.122	2	0.207
4	97 M. KAPPLER	GER	KTM RC 390 R	27.765	17.175	33.553 +0.218	35.527 +0.112	1'54.020 1'54.350	3	0.330
5	3 M. PEDENEAU	FRA	Yamaha YZF-R3	27.837 +0.141	17.123	33.517 +0.088	35.635 +0.234	1'54.112 1'54.575	8	0.463
6	73 A. CARRIÓN	ESP	Kawasaki Ninja 400	27.800 +0.302	17.382 +0.181	33.342 +0.078	35.718	1'54.242 1'54.803	11	0.561
7	25 A. VERDOÑA	FRA	Yamaha YZF-R3	27.858 +0.110	17.596 +0.139	33.104	35.693	1'54.251 1'54.500	7	0.249
8	78 J. FORAY	FRA	Kawasaki Ninja 400	27.954	17.305	33.317 +0.282	35.732 +0.027	1'54.308 1'54.617	10	0.309
9	36 B. NEILA	ESP	Yamaha YZF-R3	27.916	17.320 +0.221	33.416 +0.259	35.725 +0.146	1'54.377 1'55.003	15	0.626
10	88 B. IERACI	ITA	Kawasaki Ninja 400	27.835	17.489	33.154	35.905 +0.106	1'54.383 1'54.489	6	0.106
11	95 S. DEROUÉ	NED	Kawasaki Ninja 400	27.861	17.371	33.420	35.795	1'54.447	5	
12	21 B. SANCHEZ	ESP	Kawasaki Ninja 400	27.755	17.382 +0.148	33.467	35.850	1'54.454 1'54.602	9	0.148
13	65 J. FACCO	ITA	Yamaha YZF-R3	27.811	17.480 +0.087	33.246 +0.075	35.923 +0.202	1'54.460 1'54.824	12	0.364
14	27 F. ROVELLI	ITA	Kawasaki Ninja 400	27.911 +0.158	17.469	33.445	35.870	1'54.695 1'54.853	13	0.158
15	44 T. BRAMICH	AUS	Kawasaki Ninja 400	27.962	17.433 +0.276	33.528 +0.219	35.877	1'54.800 1'55.295	17	0.495
16	30 D. BLIN	POL	Yamaha YZF-R3	27.916	17.714	33.471	35.832	1'54.933 1'54.933	14	
17	54 B. SOFUOGLU	TUR	Kawasaki Ninja 400	27.970	17.521 +0.179	33.608	35.925 +0.272	1'55.024 1'55.475	19	0.451
18	35 F. DE BRUIN	NED	Yamaha YZF-R3	28.054 +0.114	17.584 +0.145	33.528	35.932	1'55.098 1'55.357	18	0.259
19	85 K. SABATUCCI	ITA	Yamaha YZF-R3	28.102 +0.062	17.603	33.484 +0.119	35.916	1'55.105 1'55.286	16	0.181
20	12 R. DORE	FRA	Yamaha YZF-R3	27.851 +0.326	17.585 +0.052	33.637	36.086	1'55.159 1'55.537	20	0.378
21	77 V. SCHWARZ	CZE	Kawasaki Ninja 400	28.164 +0.274	17.570 +0.215	33.854 +0.046	36.004	1'55.592 1'56.127	21	0.535
22	82 J. HYDE	AUS	Kawasaki Ninja 400	28.322	17.578 +0.012	33.933	36.523 +0.110	1'56.356 1'56.478	22	0.122
23	61 Y. OKAYA	JPN	Kawasaki Ninja 400	28.265 +0.125	17.638 +0.060	33.987 +0.127	36.480	1'56.370 1'56.682	23	0.312
24	39 J. PEREZ GONZALEZ	ESP	Kawasaki Ninja 400	28.427	17.935 +0.226	33.829 +0.375	36.396 +0.330	1'56.587 1'57.518	25	0.931
25	93 A. QUINET	FRA	Honda CBR500R	28.341	17.697 +0.053	33.887 +0.242	36.763 +0.131	1'56.688 1'57.114	24	0.426
26	32 A. PELIKANOVA	CZE	Kawasaki Ninja 400	29.117	18.193 +0.109	35.145	37.546 +0.014	2'00.001 2'00.124	26	0.123
69	J. BUIS	NED	Kawasaki Ninja 400	One or more sectors missing						

Overall Ideal Time

27.586 17.072 33.000 34.998

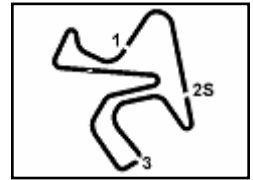
1'52.656

08/06/2019

These data/results cannot be reproduced, stored and/or transmitted in whole or in part by any manner of electronic, mechanical, photocopying, recording, broadcasting or otherwise now known or herein after developed without the previous express consent by the copyright owner, except for reproduction in daily press and regular printed publications on sale to the public within 60 days of the event related to those data/results and always provided that copyright symbol appears together as follows below.

© DORNA WSBK ORGANIZATION Srl 2019





Acerbis Spanish Round, 7-9 June 2019

Chronological Analysis Free Practice 3rd Session Gr.B

1° 72 V. STEEMAN (1'52.730)							
Lap	Seg.1	Seg.2	Seg.3	Seg.4	Lap Time	km/h	Local Time
1							10:25'46.169
2	36.645	17.947	34.339	39.257	2'08.188P	184,8	10:27'54.357
3	27.941	17.141	33.290	35.662	1'54.034	192,2	10:29'48.391
4	27.633	17.099	33.000	34.998	1'52.730	193,2	10:31'41.121
5	30.344	17.560	33.261	36.640	1'57.805	189,5	10:33'38.926
6	27.586	17.072	33.128	36.226	1'54.012	195,2	10:35'32.938

2° 20 D. LOUREIRO (1'54.122)							
Lap	Seg.1	Seg.2	Seg.3	Seg.4	Lap Time	km/h	Local Time
1							10:25'24.207
2	50.173	19.848	38.109	38.133	2'26.263P	160,5	10:27'50.470
3	28.037	17.490	33.739	35.908	1'55.174	190,5	10:29'45.644
4	28.027	17.691	33.273	35.788	1'54.779	187,3	10:31'40.423
5	27.834	17.512	33.876	37.531	1'56.753	188,3	10:33'37.176
6	27.738	17.643	33.185	35.708	1'54.274	184,8	10:35'31.450
7	27.708	17.416	33.161	35.837	1'54.122	188,6	10:37'25.572
8	28.057	18.347	35.352	36.333	1'58.089	168,3	10:39'23.661
9	27.658	17.388	33.870	36.865	1'55.781	187,3	10:41'19.442

3° 97 M. KAPPLER (1'54.350)							
Lap	Seg.1	Seg.2	Seg.3	Seg.4	Lap Time	km/h	Local Time
1							10:25'23.562
2	43.572	18.576	36.379	37.063	2'15.590P	188,6	10:27'39.152
3	28.383	17.486	33.988	36.053	1'55.910	195,9	10:29'35.062
4	27.765	17.175	33.771	35.639	1'54.350	197,6	10:31'29.412
5	28.354	17.326	33.887	35.871	1'55.438	189,9	10:33'24.850
6	31.381	17.456	33.580	36.301	1'58.718	189,2	10:35'23.568
7	27.978	17.385	33.553	35.527	1'54.443	188,3	10:37'18.011
8	29.883	17.806	34.581	36.149	1'58.419	183,3	10:39'16.430
9	28.071	17.757	33.658	35.584	1'55.070	183,3	10:41'11.500

4° 10 U. ORRADRE (1'54.414)							
Lap	Seg.1	Seg.2	Seg.3	Seg.4	Lap Time	km/h	Local Time
1							10:25'23.541
2	43.074	18.674	37.248	36.882	2'15.878P	175,7	10:27'39.419
3	28.172	17.398	33.646	35.922	1'55.138	189,2	10:29'34.557
4	27.957	17.617	33.777	35.976	1'55.327	192,2	10:31'29.884
5	28.576	17.170	34.276	35.832	1'55.854	193,2	10:33'25.738
6	27.804	17.520	33.264	35.826	1'54.414	190,5	10:35'20.152
7	28.237	17.809	35.730	35.918	1'57.694	180,9	10:37'17.846
8	28.464	18.254	35.958	36.198	1'58.874	180,3	10:39'16.720
9	27.951	17.580	33.372	35.565	1'54.468	185,7	10:41'11.188

5° 95 S. DEROUE (1'54.447)							
Lap	Seg.1	Seg.2	Seg.3	Seg.4	Lap Time	km/h	Local Time
1							10:25'23.646
2	49.904	19.852	37.911	37.997	2'25.664P	155,7	10:27'49.310
3	28.024	17.488	33.476	36.070	1'55.058	186,4	10:29'44.368
4	27.967	17.513	33.481	36.687	1'55.648	186,0	10:31'40.016
5	27.916	17.576	33.701	38.439	1'57.632	180,9	10:33'37.648
6	27.861	17.371	33.420	35.795	1'54.447	189,9	10:35'32.095
7	28.285	17.975	35.530	42.413	2'04.203	183,0	10:37'36.298
8	28.342	17.631	33.619	36.470	1'56.062	188,9	10:39'32.360
9	28.739	17.535	34.120	36.314	1'56.708	193,8	10:41'29.068

6° 88 B. IERACI (1'54.489)							
Lap	Seg.1	Seg.2	Seg.3	Seg.4	Lap Time	km/h	Local Time
1							10:25'22.839
2	51.109	19.640	38.465	38.065	2'27.279P	148,4	10:27'50.118
3	28.199	17.531	33.508	35.905	1'55.143	185,7	10:29'45.261

4	27.835	17.489	33.154	36.011	1'54.489	187,9	10:31'39.750
5	28.142	17.572	33.514	35.961	1'55.189	186,7	10:33'34.939
6	27.974	17.673	33.546	36.050	1'55.243	186,7	10:35'30.182
7	28.141	17.811	38.292	43.381	2'07.625	178,0	10:37'37.807
8	27.968	17.513	33.297	35.993	1'54.771	188,9	10:39'32.578
9	28.134	17.640	33.456	35.919	1'55.149	188,3	10:41'27.727

7° 25 A. VERDOÍA (1'54.500)							
Lap	Seg.1	Seg.2	Seg.3	Seg.4	Lap Time	km/h	Local Time
1							10:25'16.314
2	47.636	18.790	38.167	37.368	2'21.961P	176,6	10:27'38.275
3	28.323	17.596	33.707	35.802	1'55.428	183,6	10:29'33.703
4	28.049	17.673	33.281	36.056	1'55.059	183,3	10:31'28.762
5	27.858	17.640	33.389	35.959	1'54.846	182,7	10:33'23.608
6	27.936	17.709	33.341	35.777	1'54.763	181,2	10:35'18.371
7	27.905	17.646	33.245	35.708	1'54.504	181,8	10:37'12.875
8	30.328	20.770	36.403	36.255	2'03.756	113,4	10:39'16.631
9	27.968	17.735	33.104	35.693	1'54.500	187,6	10:41'11.131

8° 3 M. PEDENEAU (1'54.575)							
Lap	Seg.1	Seg.2	Seg.3	Seg.4	Lap Time	km/h	Local Time
1							10:25'32.593
2	44.884	19.529	36.582	37.683	2'18.678P	169,8	10:27'51.271
3	27.978	17.123	33.605	35.869	1'54.575	190,5	10:29'45.846
4	28.115	17.593	39.542	37.957	2'03.207	186,0	10:31'49.053
5	28.097	17.527	33.517	35.635	1'54.776	183,3	10:33'43.829
6	28.011	17.684	33.612	35.794	1'55.101	182,1	10:35'38.930
7	27.837	17.532	33.602	39.122	1'58.093	181,8	10:37'37.023
8	27.962	17.423	33.684	36.274	1'55.343	187,0	10:39'32.366
9	28.133	17.693	33.854	35.829	1'55.509	181,8	10:41'27.875

9° 21 B. SANCHEZ (1'54.602)							
Lap	Seg.1	Seg.2	Seg.3	Seg.4	Lap Time	km/h	Local Time
1							10:25'18.527
2	44.544	18.452	40.070	37.106	2'20.172P	180,6	10:27'38.699
3	28.106	17.560	33.821	37.075	1'56.562	186,7	10:29'35.261
4	27.755	17.530	33.467	35.850	1'54.602	187,6	10:31'29.863
5	28.243	17.382	33.693	35.899	1'55.217	191,2	10:33'25.080
6	28.391	17.542	33.580	36.369	1'55.882	186,7	10:35'20.962
7	28.173	17.905	37.400	36.401	1'59.879	179,7	10:37'20.841
8	28.094	17.601	34.523	36.483	1'56.701	185,1	10:39'17.542

10° 78 J. FORAY (1'54.617)							
Lap	Seg.1	Seg.2	Seg.3	Seg.4	Lap Time	km/h	Local Time
1							10:25'21.089
2	45.894	18.915	37.177	37.017	2'19.003P	180,6	10:27'40.092
3	28.316	17.512	33.630	37.299	1'56.757	186,7	10:29'36.849
4	28.281	17.517	33.415	36.029	1'55.242	186,0	10:31'32.091
5	28.128	17.496	33.395	35.732	1'54.751	186,0	10:33'26.842
6	28.275	17.638	34.314	36.733	1'56.960	184,5	10:35'23.802
7	27.954	17.305	33.599	35.759	1'54.617	190,5	10:37'18.419
8	28.245	19.384	37.483	39.001	2'04.113	130,8	10:39'22.532
9	28.147	17.463	33.317	35.789	1'54.716	186,7	10:41'17.248

11° 73 A. CARRIÓN (1'54.803)							
Lap	Seg.1	Seg.2	Seg.3	Seg.4	Lap Time	km/h	Local Time
1							10:25'17.825
2	46.482	18.734	38.273	37.278	2'20.767P	180,6	10:27'38.592
3	28.419	17.429	34.356	36.556	1'56.760	184,8	10:29'35.352
4	27.945	17.382	33.553	36.288	1'55.168	189,2	10:31'30.520
5	28.288	17.478	33.862	36.370	1'55.998	188,9	10:33'26.518
6	28.368	17.656	33.466	36.071	1'55.561	185,7	10:35'22.079

08/06/2019 P = Pits In/Out - C = Lap Time Cancelled

These data/results cannot be reproduced, stored and/or transmitted in whole or in part by any manner of electronic, mechanical, photocopying, recording, broadcasting or otherwise now known or herein after developed without the previous express consent by the copyright owner, except for reproduction in daily press and regular printed publications on sale to the public within 60 days of the event related to those data/results and always provided that copyright symbol appears together as follows below.

© DORNA WSBK ORGANIZATION Srl 2019



Official Fuel Supplier



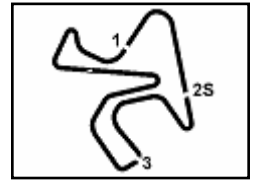
FKR PERUGIA TIMING

Official Tyre Supplier



SWISS WATCHES SINCE 1853

Official Timekeeper



Acerbis Spanish Round, 7-9 June 2019

Chronological Analysis Free Practice 3rd Session Gr.B

7	27.800	17.512	33.342	36.690	1'55.344	189,2	10:37'17.423
8	28.430	17.935	36.922	36.291	1'59.578	178,6	10:39'17.001
9	28.102	17.563	33.420	35.718	1'54.803	186,4	10:41'11.804

12° 65 J. FACCO (1'54.824)							
Lap	Seg.1	Seg.2	Seg.3	Seg.4	Lap Time	km/h	Local Time
1							10:25'27.109
2	47.830	19.756	37.825	38.272	2'23.683P	161,6	10:27'50.792
3	28.053	17.480	33.895	36.134	1'55.562	187,9	10:29'46.354
4	27.811	17.567	33.321	36.125	1'54.824	190,5	10:31'41.178
5	28.097	17.607	33.677	36.367	1'55.748	185,4	10:33'36.926
6	27.915	18.459	33.246	35.970	1'55.590	187,9	10:35'32.516
7	28.179	17.944	35.413	36.599	1'58.135	184,8	10:37'30.651
8	28.100	17.838	33.495	36.025	1'55.458	183,0	10:39'26.109
9	27.950	17.701	33.552	35.923	1'55.126	183,6	10:41'21.235

13° 27 F. ROVELLI (1'54.853)							
Lap	Seg.1	Seg.2	Seg.3	Seg.4	Lap Time	km/h	Local Time
1							10:25'12.652
2	52.206	18.694	35.910	36.527	2'23.337P	180,6	10:27'35.989
3	28.291	17.514	36.494	36.000	1'58.299	186,0	10:29'34.288
4	28.069	17.469	33.445	35.870	1'54.853	182,1	10:31'29.141
5	27.911	17.489	33.668	36.188	1'55.256	181,8	10:33'24.397
6	28.137	17.752	33.692	36.081	1'55.662	177,1	10:35'20.059
7	28.658	17.609	33.656	38.444	1'58.367C	182,7	10:37'18.426
8	34.522	18.495	34.307	36.408	2'03.732	173,5	10:39'22.158
9	28.285	17.773	33.804	35.969	1'55.831	178,3	10:41'17.989

14° 30 D. BLIN (1'54.933)							
Lap	Seg.1	Seg.2	Seg.3	Seg.4	Lap Time	km/h	Local Time
1							10:25'33.247
2	44.359	19.609	36.547	37.864	2'18.379P	172,4	10:27'51.626
3	28.586	17.968	34.217	36.685	1'57.456	181,5	10:29'49.082
4	28.292	17.968	33.867	36.575	1'56.702	182,7	10:31'45.784
5	28.999	18.841	34.690	36.038	1'58.568	173,8	10:33'44.352
6	27.916	17.714	33.471	35.832	1'54.933	190,5	10:35'39.285
7	28.434	17.896	33.662	1'12.320	2'32.312P	184,2	10:38'11.597
8	33.467	18.366	34.034	36.865	2'02.732P	179,1	10:40'14.329

15° 36 B. NEILA (1'55.003)							
Lap	Seg.1	Seg.2	Seg.3	Seg.4	Lap Time	km/h	Local Time
1							10:25'16.766
2	47.905	18.815	38.329	37.166	2'22.215P	161,6	10:27'38.981
3	28.221	17.322	33.945	36.034	1'55.522	189,9	10:29'34.503
4	27.916	17.541	33.675	35.871	1'55.003	189,5	10:31'29.506
5	28.480	17.320	34.004	35.774	1'55.578	186,4	10:33'25.084
6	28.108	17.418	33.847	36.014	1'55.387	189,5	10:35'20.471
7	28.528	17.846	33.416	36.331	1'56.121	183,6	10:37'16.592
8	29.496	18.648	41.734	35.928	2'05.806	173,8	10:39'22.398
9	28.112	17.679	33.664	35.725	1'55.180	180,9	10:41'17.578

16° 85 K. SABATUCCI (1'55.286)							
Lap	Seg.1	Seg.2	Seg.3	Seg.4	Lap Time	km/h	Local Time
1							10:25'20.149
2	53.884	19.300	37.771	37.476	2'28.431P	169,3	10:27'48.580
3	28.688	17.961	33.896	36.330	1'56.875	180,6	10:29'45.455
4	28.105	17.859	33.484	36.194	1'55.642	183,0	10:31'41.097
5	28.102	17.698	33.491	36.221	1'55.512	183,9	10:33'36.609
6	28.121	17.878	33.687	36.007	1'55.693	178,8	10:35'32.302
7	28.213	17.825	36.228	40.850	2'03.116	181,5	10:37'35.418
8	28.528	18.031	34.710	36.147	1'57.416	176,0	10:39'32.834
9	28.164	17.603	33.603	35.916	1'55.286	186,4	10:41'28.120

17° 44 T. BRAMICH (1'55.295)							
Lap	Seg.1	Seg.2	Seg.3	Seg.4	Lap Time	km/h	Local Time
1							10:25'16.048
2	44.396	20.193	38.479	36.760	2'19.828P	139,8	10:27'35.876
3	28.279	17.573	34.121	36.286	1'56.259	192,5	10:29'32.135
4	28.265	17.887	33.761	36.121	1'56.034	185,1	10:31'28.169
5	28.209	17.932	34.209	36.281	1'56.631	180,6	10:33'24.800
6	27.962	17.709	33.747	35.877	1'55.295	189,9	10:35'20.095
7	28.858	18.073	33.528	36.949	1'57.408	186,0	10:37'17.503
8	28.741	18.740	36.473	36.687	2'00.641	143,8	10:39'18.144
9	28.057	17.433	33.790	38.138	1'57.418	190,2	10:41'15.562

18° 35 F. DE BRUIN (1'55.357)							
Lap	Seg.1	Seg.2	Seg.3	Seg.4	Lap Time	km/h	Local Time
1							10:25'24.792
2	45.334	18.672	34.888	36.957	2'15.851P	177,4	10:27'40.643
3	28.861	18.046	33.905	36.826	1'57.638	183,3	10:29'38.281
4	28.553	17.882	33.923	36.211	1'56.569	183,0	10:31'34.850
5	28.284	17.772	33.676	36.527	1'56.259	182,7	10:33'31.109
6	28.291	17.914	33.575	36.326	1'56.106	181,2	10:35'27.215
7	28.168	17.729	33.528	35.932	1'55.357	184,2	10:37'22.572
8	28.200	17.709	33.777	37.297	1'56.983	185,7	10:39'19.555
9	28.054	17.584	34.377	36.647	1'56.662	187,9	10:41'16.217

19° 54 B. SOFUOGLU (1'55.475)							
Lap	Seg.1	Seg.2	Seg.3	Seg.4	Lap Time	km/h	Local Time
1							10:25'11.393
2	52.641	19.058	36.149	36.797	2'24.645P	166,0	10:27'36.038
3	28.293	17.521	34.179	36.636	1'56.629	191,2	10:29'32.667
4	28.127	17.667	33.712	36.628	1'56.134	172,4	10:31'28.801
5	28.429	17.611	33.804	35.925	1'55.769	180,3	10:33'24.570
6	27.970	17.700	33.608	36.197	1'55.475	183,9	10:35'20.045

20° 12 R. DORE (1'55.537)							
Lap	Seg.1	Seg.2	Seg.3	Seg.4	Lap Time	km/h	Local Time
1							10:27'35.291
2	28.475	17.754	34.685	36.584	1'57.498	182,7	10:29'32.789
3	28.301	17.665	33.791	36.533	1'56.290	182,7	10:31'29.079
4	28.552	17.686	34.400	36.616	1'57.254	185,4	10:33'26.333
5	28.177	17.637	33.637	36.086	1'55.537	181,8	10:35'21.870
6	27.851	17.585	33.865	36.661	1'55.962	185,4	10:37'17.832
7	28.663	18.156	36.248	36.340	1'59.407	176,3	10:39'17.239
8	28.217	17.679	34.035	37.058	1'56.989	183,3	10:41'14.228

21° 77 V. SCHWARZ (1'56.127)							
Lap	Seg.1	Seg.2	Seg.3	Seg.4	Lap Time	km/h	Local Time
1							10:24'51.215
2	1'13.036	18.906	36.505	36.815	2'45.262P	172,2	10:27'36.477
3	28.164	17.570	34.140	36.937	1'56.811	186,0	10:29'33.288
4	28.438	17.785	33.900	36.004	1'56.127	183,9	10:31'29.415
5	28.955	17.710	34.185	36.541	1'57.391	188,3	10:33'26.806
6	28.460	17.732	33.963	36.721	1'56.876	186,0	10:35'23.682
7	28.548	17.750	34.241	36.572	1'57.111	184,8	10:37'20.793
8	28.299	17.670	34.433	36.454	1'56.856	186,0	10:39'17.649
9	28.293	17.737	33.854	37.103	1'56.987	185,7	10:41'14.636

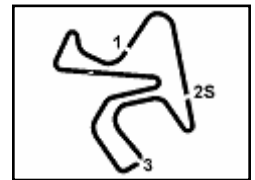
22° 82 J. HYDE (1'56.478)							
Lap	Seg.1	Seg.2	Seg.3	Seg.4	Lap Time	km/h	Local Time
1							10:25'17.468
2	48.350	18.639	37.824	37.691	2'22.504P	180,6	10:27'39.972
3	28.848	17.578	34.021	36.918	1'57.365	185,4	10:29'37.337

08/06/2019 P = Pits In/Out - C = Lap Time Cancelled

These data/results cannot be reproduced, stored and/or transmitted in whole or in part by any manner of electronic, mechanical, photocopying, recording, broadcasting or otherwise now known or herein after developed without the previous express consent by the copyright owner, except for reproduction in daily press and regular printed publications on sale to the public within 60 days of the event related to those data/results and always provided that copyright symbol appears together as follows below.

© DORNA WSBK ORGANIZATION Srl 2019





Jerez 4.423 m

3 / 3

Acerbis Spanish Round, 7-9 June 2019

Chronological Analysis Free Practice 3rd Session Gr.B

4	28.322	17.590	33.933	36.633	1'56.478	183,6	10:31'33.815
5	28.523	17.859	34.206	1'22.301	2'42.889P	180,6	10:34'16.704
6	44.886	23.480	43.088	40.144	2'31.598P	125,4	10:36'48.302
7	29.005	18.080	34.434	36.962	1'58.481	178,0	10:38'46.783
8	28.544	18.000	34.055	36.523	1'57.122	178,3	10:40'43.905

23° 61 Y. OKAYA (1'56.682)							
Lap	Seg.1	Seg.2	Seg.3	Seg.4	Lap Time	km/h	Local Time
1							10:28'03.441
2					5'13.010P		10:33'16.451
3	39.622	17.957	33.987	36.510	2'08.076P	187,3	10:35'24.527
4	28.390	17.698	34.114	36.480	1'56.682	188,3	10:37'21.209
5	28.265	17.638	34.608	36.783	1'57.294	188,6	10:39'18.503

24° 93 A. QUINET (1'57.114)							
Lap	Seg.1	Seg.2	Seg.3	Seg.4	Lap Time	km/h	Local Time
1							10:25'03.654
2	54.131	19.224	35.471	37.703	2'26.529P	175,4	10:27'30.183
3	29.239	18.322	34.392	37.179	1'59.132	176,3	10:29'29.315
4	28.840	18.114	34.222	36.903	1'58.079	177,1	10:31'27.394
5	28.766	18.144	35.115	37.052	1'59.077	174,9	10:33'26.471
6	28.341	17.750	34.129	36.894	1'57.114	182,1	10:35'23.585
7	29.020	18.065	34.245	36.763	1'58.093	179,1	10:37'21.678
8	28.445	17.999	33.887	36.828	1'57.159	180,9	10:39'18.837
9	28.403	17.697	34.309	37.019	1'57.428	186,0	10:41'16.265

25° 39 J. PEREZ GONZALEZ (1'57.518)							
Lap	Seg.1	Seg.2	Seg.3	Seg.4	Lap Time	km/h	Local Time
1							10:25'54.362
2	40.367	19.149	36.104	38.035	2'13.655P	180,6	10:28'08.017
3	29.332	18.168	34.230	37.182	1'58.912	182,1	10:30'06.929
4	29.034	18.204	34.136	36.823	1'58.197	176,0	10:32'05.126
5	28.502	17.974	34.148	1'57.809	3'18.433P	180,6	10:35'23.559
6	38.897	17.935	35.789	36.615	2'09.236P	185,1	10:37'32.795
7	28.427	18.161	34.204	36.726	1'57.518	176,8	10:39'30.313
8	31.725	18.762	33.829	36.396	2'00.712	183,3	10:41'31.025

26° 32 A. PELIKANOVA (2'00.124)							
Lap	Seg.1	Seg.2	Seg.3	Seg.4	Lap Time	km/h	Local Time
1							10:25'10.252
2	44.986	20.182	37.919	39.039	2'22.126P	177,1	10:27'32.378
3	30.454	18.631	37.818	39.275	2'06.178	185,1	10:29'38.556
4	29.648	18.287	36.092	38.487	2'02.514	184,2	10:31'41.070
5	29.836	18.271	35.371	37.843	2'01.321	184,2	10:33'42.391
6	29.301	18.193	35.200	37.546	2'00.240	187,0	10:35'42.631
7	29.398	18.374	35.338	37.647	2'00.757	183,0	10:37'43.388
8	29.224	18.295	35.255	37.623	2'00.397	182,7	10:39'43.785
9	29.117	18.302	35.145	37.560	2'00.124	181,5	10:41'43.909

27° 69 J. BUIS							
Lap	Seg.1	Seg.2	Seg.3	Seg.4	Lap Time	km/h	Local Time
1							10:25'16.910
2	47.376	18.663	35.627	36.493	2'18.159P	183,0	10:27'35.069

08/06/2019 P = Pits In/Out - C = Lap Time Cancelled

These data/results cannot be reproduced, stored and/or transmitted in whole or in part by any manner of electronic, mechanical, photocopying, recording, broadcasting or otherwise now known or herein after developed without the previous express consent by the copyright owner, except for reproduction in daily press and regular printed publications on sale to the public within 60 days of the event related to those data/results and always provided that copyright symbol appears together as follows below.

© DORNA WSBK ORGANIZATION Srl 2019

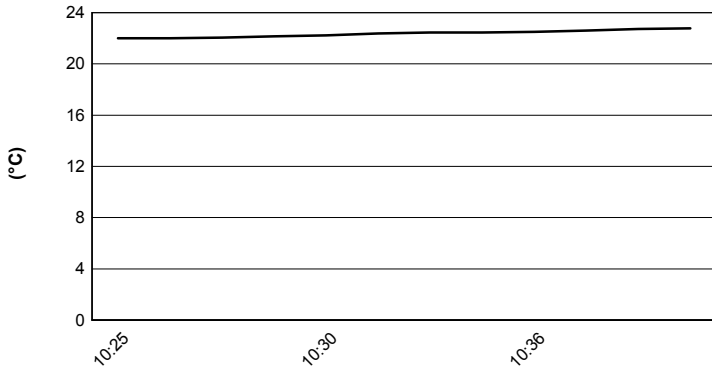




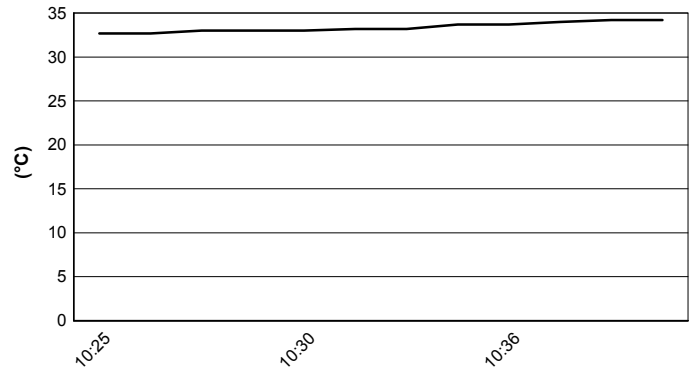
Jerez 4.423 m

Acerbis Spanish Round, 7-9 June 2019
Weather Report Free Practice 3rd Session Gr.B
Session started 10:25 - Session ended 10:41

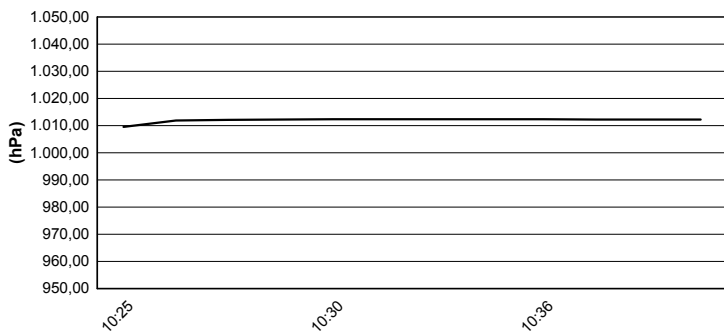
Air Temperature



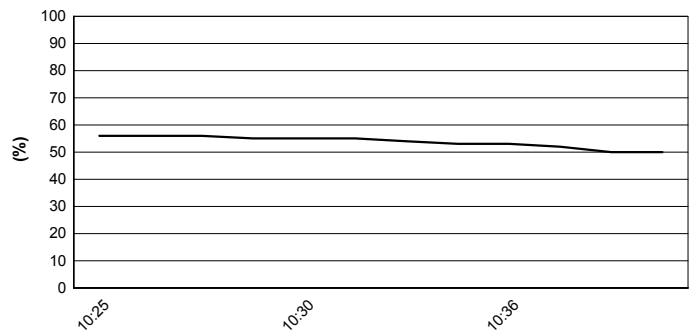
Track Temperature



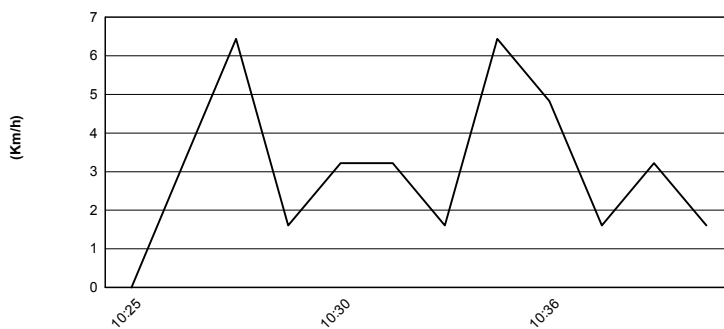
Air Pressure



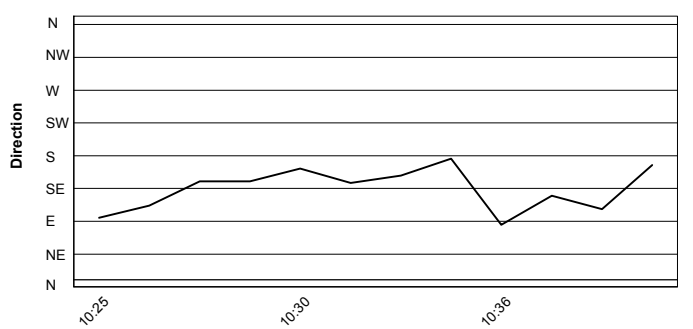
Humidity



Wind Speed



Wind Direction



08/06/2019

These data/results cannot be reproduced, stored and/or transmitted in whole or in part by any manner of electronic, mechanical, photocopying, recording, broadcasting or otherwise now known or herein after developed without the previous express consent by the copyright owner, except for reproduction in daily press and regular printed publications on sale to the public within 60 days of the event related to those data/results and always provided that copyright symbol appears together as follows below.

© DORNA WSBK ORGANIZATION Srl 2019



Official Fuel Supplier

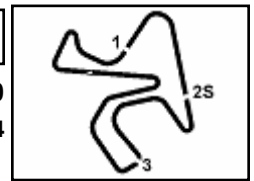


FICR PERUGIA TIMING

Official Tyre Supplier



Official Timekeeper



Acerbis Spanish Round, 7-9 June 2019

Free Practices Combined Times

Jerez 4.423 m

No.	Rider	Nat	Team	Bike	Class	Time			Gap	Rel.	Avg	LL	
1	18 M. GONZALEZ	ESP	Kawasaki ParkinGO Team	Kawasaki Ninja 400	A	2'04.317	1'52.794	1'52.623	1'52.623		141,381	22	
2	72 V. STEEMAN	NED	Freudenberg KTM Junior Team	KTM RC 390 R	B	1'54.792	1'53.665	1'52.730	1'52.730	0.107	0.107	141,247	29
3	42 M. GARCIA	ESP	DS Junior Team	Kawasaki Ninja 400	A			1'53.207	1'53.207	0.584	0.477	140,652	21
4	41 J. JAHNIG	GER	Freudenberg KTM Junior Team	KTM RC 390 R	A	2'10.750	1'54.977	1'53.263	1'53.263	0.640	0.056	140,583	32
5	1 A. CARRASCO	ESP	Kawasaki Provec WorldSSP300	Kawasaki Ninja 400	A	2'04.236	1'54.393	1'53.453	1'53.453	0.830	0.190	140,347	23
6	6 R. SCHOTMAN	NED	Kawasaki MOTOPOST	Kawasaki Ninja 400	A	2'02.299	1'54.643	1'53.462	1'53.462	0.839	0.009	140,336	22
7	55 G. HENDRA PRATAMA	INA	Semakin Di Depan Biblion Motoxrcing	Yamaha YZF-R3	A	2'01.340	1'53.550	1'53.472	1'53.472	0.849	0.010	140,324	25
8	71 T. EDWARDS	AUS	Kawasaki ParkinGO Team	Kawasaki Ninja 400	A	2'00.985	1'53.573		1'53.573	0.950	0.101	140,199	19
9	15 M. BASTIANELLI	ITA	Prodina IRCOS Kawasaki	Kawasaki Ninja 400	A	2'03.392	1'55.400	1'53.583	1'53.583	0.960	0.010	140,186	25
10	5 G. ERILL	ESP	DEZA - BOX 77 Racing	Kawasaki Ninja 400	A	2'22.773	1'56.563	1'53.857	1'53.857	1.234	0.274	139,849	24
11	8 M. PEREZ	ESP	Scuderia Maranga Racing	Kawasaki Ninja 400	A		1'54.102	1'53.862	1'53.862	1.239	0.005	139,843	20
12	28 O. BONOLI	ITA	Team Trasimeno Yamaha	Yamaha YZF-R3	A	2'08.606	1'54.379	1'53.892	1'53.892	1.269	0.030	139,806	23
13	22 N. KALININ	UKR	Nutec - RT Motorsports by SKM - Kawasaki	Kawasaki Ninja 400	A	2'01.334	1'54.821	1'53.921	1'53.921	1.298	0.029	139,771	24
14	16 M. LUNA BAYEN	ESP	Kawasaki GP Project	Kawasaki Ninja 400	A		1'55.287	1'53.932	1'53.932	1.309	0.011	139,757	21
15	17 K. MEUFFELS	NED	Freudenberg KTM WorldSSP Team	KTM RC 390 R	A	2'09.086	1'54.817	1'53.935	1'53.935	1.312	0.003	139,753	31
16	47 F. HERNANDEZ MOYANO	ESP	BCD Yamaha MS Racing	Yamaha YZF-R3	A	2'10.919	1'57.137	1'54.081	1'54.081	1.458	0.146	139,575	20
17	64 H. DE CANCELLIS	FRA	Team Trasimeno Yamaha	Yamaha YZF-R3	A	2'03.607	1'54.111		1'54.111	1.488	0.030	139,538	35
18	20 D. LOUREIRO	RSA	Nutec - RT Motorsports by SKM - Kawasaki	Kawasaki Ninja 400	B	1'55.635	1'55.250	1'54.122	1'54.122	1.499	0.011	139,524	30
19	66 D. OTTEN	NED	MTM Racing Team	Kawasaki Ninja 400	A	2'07.189	1'54.323	1'54.135	1'54.135	1.512	0.013	139,508	24
20	13 D. IOZZO	RSA	Nutec - RT Motorsports by SKM - Kawasaki	Kawasaki Ninja 400	A	2'07.522	1'55.379	1'54.266	1'54.266	1.643	0.131	139,349	27
21	25 A. VERDOIA	FRA	BCD Yamaha MS Racing	Yamaha YZF-R3	B	1'54.436	1'54.337		1'54.337	1.714	0.071	139,262	23
22	97 M. KAPPLER	GER	Freudenberg KTM WorldSSP Team	KTM RC 390 R	B	1'55.890	1'55.332	1'54.350	1'54.350	1.727	0.013	139,246	31
23	10 U. ORRADRE	ESP	BCD Yamaha MS Racing	Yamaha YZF-R3	B	1'57.836	1'54.547	1'54.414	1'54.414	1.791	0.064	139,168	31
24	95 S. DEROU	NED	Kawasaki MOTOPOST	Kawasaki Ninja 400	B	1'54.796	1'54.671	1'54.447	1'54.447	1.824	0.033	139,128	32
25	14 E. DE LA VEGA	FRA	Team MHP Racing-Patrick Pons	Yamaha YZF-R3	A	2'04.906	1'54.671	1'54.452	1'54.452	1.829	0.005	139,122	31
26	88 B. IERACI	ITA	Kawasaki GP Project	Kawasaki Ninja 400	B	1'54.791	1'56.440	1'54.489	1'54.489	1.866	0.037	139,077	24
27	3 M. PEDENEAU	FRA	Team MHP Racing-Patrick Pons	Yamaha YZF-R3	B	1'54.743	1'55.298	1'54.575	1'54.575	1.952	0.086	138,973	30
28	21 B. SANCHEZ	ESP	Scuderia Maranga Racing	Kawasaki Ninja 400	B	1'56.517	1'55.131	1'54.602	1'54.602	1.979	0.027	138,940	32
29	78 J. FORAY	FRA	Prodina IRCOS Kawasaki	Kawasaki Ninja 400	B	1'56.662	1'56.292	1'54.617	1'54.617	1.994	0.015	138,922	34
30	33 K. HARTMANN	FRA	Team MHP Racing-Patrick Pons	Yamaha YZF-R3	A	2'03.228	1'56.471	1'54.644	1'54.644	2.021	0.027	138,889	28
31	73 A. CARRIÓN	ESP	DEZA - BOX 77 Racing	Kawasaki Ninja 400	B	1'58.789	1'55.693	1'54.803	1'54.803	2.180	0.159	138,697	30
32	65 J. FACCO	ITA	Semakin Di Depan Biblion Motoxrcing	Yamaha YZF-R3	B	1'57.836	1'55.922	1'54.824	1'54.824	2.201	0.021	138,671	32
33	61 Y. OKAYA	JPN	DS Junior Team	Kawasaki Ninja 400	B	1'54.834	1'56.541		1'54.834	2.211	0.010	138,659	31
34	27 F. ROVELLI	ITA	Kawasaki ParkinGO Team	Kawasaki Ninja 400	B	1'57.768	1'55.868	1'54.853	1'54.853	2.230	0.019	138,636	29
35	30 D. BLIN	POL	Terra e Moto	Yamaha YZF-R3	B	1'57.477	1'56.378	1'54.933	1'54.933	2.310	0.080	138,540	35
36	36 B. NEILA	ESP	BCD Yamaha MS Racing	Yamaha YZF-R3	B	1'57.200	1'55.354	1'55.003	1'55.003	2.380	0.070	138,456	28
37	52 O. KÖNIG	CZE	ACCR Czech Talent Team - Willi Race	Kawasaki Ninja 400	A	2'05.690	1'56.787	1'55.012	1'55.012	2.389	0.009	138,445	27
38	69 J. BUIS	NED	MTM Racing Team	Kawasaki Ninja 400	B	1'55.557	1'55.020		1'55.020	2.397	0.008	138,435	27
39	11 K. ARDUINI	ITA	2R Racing Team	Kawasaki Ninja 400	A	2'11.702	1'56.142	1'55.151	1'55.151	2.528	0.131	138,278	25
40	54 B. SOFUOGLU	TUR	Turkish Puccetti Racing by TSM	Kawasaki Ninja 400	B	1'55.280	1'57.577		1'55.280	2.657	0.129	138,123	25
41	85 K. SABATUCCI	ITA	Team Trasimeno Yamaha	Yamaha YZF-R3	B	1'57.586	1'55.452	1'55.286	1'55.286	2.663	0.006	138,116	32
42	44 T. BRAMICH	AUS	Carl Cox-RT Motorsports by SKM-Kawasaki	Kawasaki Ninja 400	B	1'57.695	1'56.172	1'55.295	1'55.295	2.672	0.009	138,105	33
43	35 F. DE BRUIN	NED	Team Trasimeno Yamaha	Yamaha YZF-R3	B	1'58.668	1'56.205	1'55.357	1'55.357	2.734	0.062	138,031	33
44	46 S. DI SORA	FRA	Flemblo Leader Team	Kawasaki Ninja 400	A			1'55.415	1'55.415	2.792	0.058	137,961	8
45	7 T. KAWAKAMI	BRA	BCD Yamaha MS Racing	Yamaha YZF-R3	A	2'10.592	1'55.537		1'55.537	2.914	0.122	137,816	16
46	12 R. DORE	FRA	Team MHP Racing-Patrick Pons	Yamaha YZF-R3	B	1'59.962	1'56.355	1'55.537	1'55.537	2.914		137,816	35
47	23 P. GIACOMINI	ITA	Kawasaki GP Project	Kawasaki Ninja 400	A	2'10.578	1'57.174	1'55.809	1'55.809	3.186	0.272	137,492	22
48	77 V. SCHWARZ	CZE	ACCR Czech Talent Team - Willi Race	Kawasaki Ninja 400	B	1'57.851	1'57.092	1'56.127	1'56.127	3.504	0.318	137,115	36
49	82 J. HYDE	AUS	2R Racing Team	Kawasaki Ninja 400	B	1'57.464	1'56.725	1'56.478	1'56.478	3.855	0.351	136,702	35
50	93 A. QUINET	FRA	TGP Racing	Honda CBR500R	B	2'00.770	1'58.195	1'57.114	1'57.114	4.491	0.636	135,960	35
51	84 K. ALOISI	ITA	DS Junior Team	Kawasaki Ninja 400	A	2'37.232	2'00.959	1'57.479	1'57.479	4.856	0.365	135,537	21
52	39 J. PEREZ GONZALEZ	ESP	DS Junior Team	Kawasaki Ninja 400	B	2'00.393	1'57.641	1'57.518	1'57.518	4.895	0.039	135,492	33
53	19 B. MOLINA	CHI	Terra e Moto	Yamaha YZF-R3	A	2'17.682	2'01.797	1'57.854	1'57.854	5.231	0.336	135,106	34
54	9 S. NAUD	FRA	Flemblo Leader Team	Kawasaki Ninja 400	A	2'10.601	2'00.809	1'58.303	1'58.303	5.680	0.449	134,593	33
55	32 A. PELIKANOVA	CZE	Kawasaki GP Project	Kawasaki Ninja 400	B	2'04.002	2'01.589	2'00.124	2'00.124	7.501	1.821	132,553	29

08/06/2019

These data/results cannot be reproduced, stored and/or transmitted in whole or in part by any manner of electronic, mechanical, photocopying, recording, broadcasting or otherwise now known or herein after developed without the previous express consent by the copyright owner, except for reproduction in daily press and regular printed publications on sale to the public within 60 days of the event related to those data/results and always provided that copyright symbol appears together as follows below.

© DORNA WSBK ORGANIZATION Srl 2019



Official Fuel Supplier



FKR PERUGIA TIMING

Official Tyre Supplier



Official Timekeeper