



## Acerbis Spanish Round, 7-9 June 2019

### Results Superpole Gr.B

Jerez 4.423 m

1 / 2

No.	Rider	Nat	Team	Bike	Class	Time	Gap	Rel.	Laps	Speed	
										Avg	Max
1	72 V. STEEMAN	NED	Freudenberg KTM Junior Team	KTM RC 390 R	B	<b>1'52.199</b>			10	141,916	<b>189,2</b>
2	25 A. VERDOÍA	FRA	BCD Yamaha MS Racing	Yamaha YZF-R3	B	<b>1'53.530</b>	1.331	1.331	9	140,252	<b>183,6</b>
3	3 M. PEDENEAU	FRA	Team MHP Racing-Patrick Pons	Yamaha YZF-R3	B	<b>1'53.662</b>	1.463	0.132	11	140,089	<b>181,8</b>
4	95 S. DEROUE	NED	Kawasaki MOTOPOST	Kawasaki Ninja 400	B	<b>1'53.922</b>	1.723	0.260	10	139,769	<b>186,4</b>
5	97 M. KAPPLER	GER	Freudenberg KTM WorldSSP Team	KTM RC 390 R	B	<b>1'54.053</b>	1.854	0.131	10	139,609	<b>190,5</b>
6	10 U. ORRADRE	ESP	BCD Yamaha MS Racing	Yamaha YZF-R3	B	<b>1'54.295</b>	2.096	0.242	9	139,313	<b>183,6</b>
7	69 J. BUIS	NED	MTM Racing Team	Kawasaki Ninja 400	B	<b>1'54.352</b>	2.153	0.057	10	139,244	<b>186,4</b>
8	36 B. NEILA	ESP	BCD Yamaha MS Racing	Yamaha YZF-R3	B	<b>1'54.508</b>	2.309	0.156	10	139,054	<b>184,8</b>
9	65 J. FACCO	ITA	Semakin Di Depan Biblion Motoxrcing	Yamaha YZF-R3	B	<b>1'54.522</b>	2.323	0.014	10	139,037	<b>187,9</b>
10	20 D. LOUREIRO	RSA	Nutec - RT Motorsports by SKM - Kawasaki	Kawasaki Ninja 400	B	<b>1'54.614</b>	2.415	0.092	10	138,925	<b>187,3</b>
11	44 T. BRAMICH	AUS	Carl Cox-RT Motorsports by SKM-Kawasaki	Kawasaki Ninja 400	B	<b>1'54.833</b>	2.634	0.219	10	138,660	<b>187,0</b>
12	27 F. ROVELLI	ITA	Kawasaki ParkinGO Team	Kawasaki Ninja 400	B	<b>1'54.842</b>	2.643	0.009	10	138,650	<b>185,7</b>
13	30 D. BLIN	POL	Terra e Moto	Yamaha YZF-R3	B	<b>1'54.870</b>	2.671	0.028	10	138,616	<b>187,3</b>
14	73 A. CARRIÓN	ESP	DEZA - BOX 77 Racing	Kawasaki Ninja 400	B	<b>1'54.963</b>	2.764	0.093	10	138,504	<b>187,0</b>
15	85 K. SABATUCCI	ITA	Team Trasimeno Yamaha	Yamaha YZF-R3	B	<b>1'54.969</b>	2.770	0.006	10	138,496	<b>185,7</b>
16	88 B. IERACI	ITA	Kawasaki GP Project	Kawasaki Ninja 400	B	<b>1'55.197</b>	2.998	0.228	9	138,222	<b>185,1</b>
17	78 J. FORAY	FRA	Prodina IRCOS Kawasaki	Kawasaki Ninja 400	B	<b>1'55.362</b>	3.163	0.165	10	138,025	<b>186,4</b>
18	35 F. DE BRUIN	NED	Team Trasimeno Yamaha	Yamaha YZF-R3	B	<b>1'55.789</b>	3.590	0.427	10	137,516	<b>184,8</b>
19	12 R. DORE	FRA	Team MHP Racing-Patrick Pons	Yamaha YZF-R3	B	<b>1'55.864</b>	3.665	0.075	10	137,427	<b>183,9</b>
20	61 Y. OKAYA	JPN	DS Junior Team	Kawasaki Ninja 400	B	<b>1'55.904</b>	3.705	0.040	10	137,379	<b>185,4</b>
21	77 V. SCHWARZ	CZE	ACCR Czech Talent Team - Willi Race	Kawasaki Ninja 400	B	<b>1'55.999</b>	3.800	0.095	9	137,267	<b>186,7</b>
22	82 J. HYDE	AUS	2R Racing Team	Kawasaki Ninja 400	B	<b>1'56.397</b>	4.198	0.398	9	136,797	<b>183,0</b>
23	39 J. PEREZ GONZALEZ	ESP	DS Junior Team	Kawasaki Ninja 400	B	<b>1'56.948</b>	4.749	0.551	8	136,153	<b>186,4</b>
24	93 A. QUINET	FRA	TGP Racing	Honda CBR500R	B	<b>1'57.491</b>	5.292	0.543	9	135,524	<b>179,1</b>
25	32 A. PELIKANOVA	CZE	Kawasaki GP Project	Kawasaki Ninja 400	B	<b>2'00.255</b>	8.056	2.764	10	132,409	<b>180,9</b>
26	21 B. SANCHEZ	ESP	Scuderia Maranga Racing	Kawasaki Ninja 400	B	<b>2'01.025</b>	8.826	0.770	6	131,566	<b>176,8</b>
27	54 B. SOFUOGLU	TUR	Turkish Puccetti Racing by TSM	Kawasaki Ninja 400	B	<b>2'19.919</b>	27.720	18.894	2	113,800	<b>174,9</b>

Top 3 Average Time: 1'53.130

AIR	Humidity:	39%	Temp:	27°C
TRACK	Condition:	Dry	Temp:	45°C

Records	Pole (SP2)	2017	M.Garcia	1'54.947	138,520	Km/h
	Race (RC)	2017	A.Coppola	1'54.939	138,530	Km/h
	All Times (SP)	2019	M.Garcia	1'52.570	141,450	Km/h

Start 08/06/2019 12:50 End 13:12 The results are provisional until the end of the time limit for protests and appeals and the completion of the technical checks.

These data/results cannot be reproduced, stored and/or transmitted in whole or in part by any manner of electronic, mechanical, photocopying, recording, broadcasting or otherwise now known or herein after developed without the previous express consent by the copyright owner, except for reproduction in daily press and regular printed publications on sale to the public within 60 days of the event related to those data/results and always provided that copyright symbol appears together as follows below.

© DORNA WSBK ORGANIZATION Srl 2019



Official Fuel Supplier

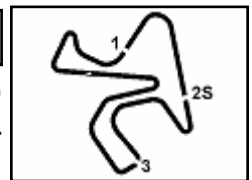


PIRELLI

Official Tyre Supplier



Official Timekeeper



## Acerbis Spanish Round, 7-9 June 2019

### Results Superpole Gr.B

#### Session Highlights

Local Time	No. Rider	Description
12.50.00		Start
12.54.44	72 V. STEEMAN	Current Lap Cancelled - Exceeded Track Limits - Turn 1
12.56.30	39 J. PEREZ GONZALEZ	Crashed - Turn 13
12.58.57	44 T. BRAMICH	Current Lap Cancelled - Exceeded Track Limits - Turn 1
12.59.01	65 J. FACCO	Current Lap Cancelled - Exceeded Track Limits - Turn 1
13.05.34	54 B. SOFUOGLU	Crashed - Turn 11
13.07.23	20 D. LOUREIRO	On Asphalt - Re-Joined - Turn 6
13.07.23	72 V. STEEMAN	On Asphalt - Re-Joined - Turn 6
13.09.59	65 J. FACCO	Current Lap Cancelled - Exceeded Track Limits - Turn 1
13.10.31	10 U. ORRADRE	Technical Problem - Turn 8
13.12.07	27 F. ROVELLI	Lap Cancelled (1'55.497) - Exceeded Track Limits - Turn 13
13.12.38		End Of Session

#### Fastest Laps Sequence

No.	Rider	Nat	Team	Bike	Local Time	Time	Gap	Avg
88	B. IERACI	ITA	Kawasaki GP Project	Kawasaki Ninja 400	12:54'07.307	<b>1'55.280</b>		138,123
85	K. SABATUCCI	ITA	Team Trasimeno Yamaha	Yamaha YZF-R3	12:54'10.779	<b>1'54.969</b>	-0.311	138,496
20	D. LOUREIRO	RSA	Nutec - RT Motorsports by SKM - Kawasaki	Kawasaki Ninja 400	12:54'22.774	<b>1'54.928</b>	-0.041	138,546
25	A. VERDOÍA	FRA	BCD Yamaha MS Racing	Yamaha YZF-R3	12:55'18.827	<b>1'53.799</b>	-1.129	139,920
25	A. VERDOÍA	FRA	BCD Yamaha MS Racing	Yamaha YZF-R3	12:57'12.357	<b>1'53.530</b>	-0.269	140,252
72	V. STEEMAN	NED	Freudenberg KTM Junior Team	KTM RC 390 R	12:57'28.334	<b>1'52.803</b>	-0.727	141,156
72	V. STEEMAN	NED	Freudenberg KTM Junior Team	KTM RC 390 R	13:05'11.691	<b>1'52.199</b>	-0.604	141,916

Start 08/06/2019 12:50 End 13:12 The results are provisional until the end of the time limit for protests and appeals and the completion of the technical checks.

These data/results cannot be reproduced, stored and/or transmitted in whole or in part by any manner of electronic, mechanical, photocopying, recording, broadcasting or otherwise now known or herein after developed without the previous express consent by the copyright owner, except for reproduction in daily press and regular printed publications on sale to the public within 60 days of the event related to those data/results and always provided that copyright symbol appears together as follows below.

© DORNA WSBK ORGANIZATION Srl 2019





Jerez 4.423 m

## Acerbis Spanish Round, 7-9 June 2019 Best Sectors & Speed Superpole Gr.B

BEST LAP			
1	72 V. STEEMAN	KTM RC 390 R	1'52.199
2	25 A. VERDOÍA	Yamaha YZF-R3	1'53.530
3	3 M. PEDENEAU	Yamaha YZF-R3	1'53.662
4	95 S. DEROUE	Kawasaki Ninja 400	1'53.922
5	97 M. KAPPLER	KTM RC 390 R	1'54.053
6	10 U. ORRADRE	Yamaha YZF-R3	1'54.295
7	69 J. BUIS	Kawasaki Ninja 400	1'54.352
8	36 B. NEILA	Yamaha YZF-R3	1'54.508
9	65 J. FACCO	Yamaha YZF-R3	1'54.522
10	20 D. LOUREIRO	Kawasaki Ninja 400	1'54.614
11	44 T. BRAMICH	Kawasaki Ninja 400	1'54.833
12	27 F. ROVELLI	Kawasaki Ninja 400	1'54.842
13	30 D. BLIN	Yamaha YZF-R3	1'54.870
14	73 A. CARRIÓN	Kawasaki Ninja 400	1'54.963
15	85 K. SABATUCCI	Yamaha YZF-R3	1'54.969
16	88 B. IERACI	Kawasaki Ninja 400	1'55.197
17	78 J. FORAY	Kawasaki Ninja 400	1'55.362
18	35 F. DE BRUIN	Yamaha YZF-R3	1'55.789
19	12 R. DORE	Yamaha YZF-R3	1'55.864
20	61 Y. OKAYA	Kawasaki Ninja 400	1'55.904
21	77 V. SCHWARZ	Kawasaki Ninja 400	1'55.999
22	82 J. HYDE	Kawasaki Ninja 400	1'56.397
23	39 J. PEREZ GONZALEZ	Kawasaki Ninja 400	1'56.948
24	93 A. QUINET	Honda CBR500R	1'57.491
25	32 A. PELIKANOVA	Kawasaki Ninja 400	2'00.255
26	21 B. SANCHEZ	Kawasaki Ninja 400	2'01.025
27	54 B. SOFUOGLU	Kawasaki Ninja 400	2'19.919

SPEED			
1	97 M. KAPPLER	KTM RC 390 R	190,5
2	72 V. STEEMAN	KTM RC 390 R	189,2
3	65 J. FACCO	Yamaha YZF-R3	187,9
4	30 D. BLIN	Yamaha YZF-R3	187,3
5	20 D. LOUREIRO	Kawasaki Ninja 400	187,3
6	44 T. BRAMICH	Kawasaki Ninja 400	187,0
7	73 A. CARRIÓN	Kawasaki Ninja 400	187,0
8	77 V. SCHWARZ	Kawasaki Ninja 400	186,7
9	69 J. BUIS	Kawasaki Ninja 400	186,4
10	95 S. DEROUE	Kawasaki Ninja 400	186,4
11	78 J. FORAY	Kawasaki Ninja 400	186,4
12	39 J. PEREZ GONZALEZ	Kawasaki Ninja 400	186,4
13	85 K. SABATUCCI	Yamaha YZF-R3	185,7
14	27 F. ROVELLI	Kawasaki Ninja 400	185,7
15	61 Y. OKAYA	Kawasaki Ninja 400	185,4
16	88 B. IERACI	Kawasaki Ninja 400	185,1
17	36 B. NEILA	Yamaha YZF-R3	184,8
18	35 F. DE BRUIN	Yamaha YZF-R3	184,8
19	12 R. DORE	Yamaha YZF-R3	183,9
20	25 A. VERDOÍA	Yamaha YZF-R3	183,6
21	10 U. ORRADRE	Yamaha YZF-R3	183,6
22	82 J. HYDE	Kawasaki Ninja 400	183,0
23	3 M. PEDENEAU	Yamaha YZF-R3	181,8
24	32 A. PELIKANOVA	Kawasaki Ninja 400	180,9
25	93 A. QUINET	Honda CBR500R	179,1
26	21 B. SANCHEZ	Kawasaki Ninja 400	176,8
27	54 B. SOFUOGLU	Kawasaki Ninja 400	174,9

SEG. 1		
1	72 V. STEEMAN	27.309
2	25 A. VERDOÍA	27.492
3	3 M. PEDENEAU	27.523
4	95 S. DEROUE	27.527
5	73 A. CARRIÓN	27.644
6	27 F. ROVELLI	27.665
7	10 U. ORRADRE	27.670
8	30 D. BLIN	27.699
9	20 D. LOUREIRO	27.709
10	65 J. FACCO	27.729
11	44 T. BRAMICH	27.771
12	36 B. NEILA	27.796
13	97 M. KAPPLER	27.836
14	69 J. BUIS	27.848
15	85 K. SABATUCCI	27.858
16	78 J. FORAY	27.890
17	88 B. IERACI	27.914
18	54 B. SOFUOGLU	28.018
19	12 R. DORE	28.099
20	35 F. DE BRUIN	28.116
21	61 Y. OKAYA	28.126
22	82 J. HYDE	28.163
23	77 V. SCHWARZ	28.163
24	39 J. PEREZ GONZALEZ	28.234
25	93 A. QUINET	28.485
26	32 A. PELIKANOVA	29.130
27	21 B. SANCHEZ	29.603

SEG. 2		
1	72 V. STEEMAN	17.142
2	65 J. FACCO	17.439
3	78 J. FORAY	17.447
4	20 D. LOUREIRO	17.452
5	3 M. PEDENEAU	17.456
6	95 S. DEROUE	17.494
7	69 J. BUIS	17.502
8	36 B. NEILA	17.503
9	77 V. SCHWARZ	17.510
10	44 T. BRAMICH	17.511
11	30 D. BLIN	17.557
12	25 A. VERDOÍA	17.566
13	97 M. KAPPLER	17.570
14	27 F. ROVELLI	17.587
15	73 A. CARRIÓN	17.618
16	88 B. IERACI	17.630
17	35 F. DE BRUIN	17.636
18	85 K. SABATUCCI	17.656
19	10 U. ORRADRE	17.731
20	61 Y. OKAYA	17.732
21	12 R. DORE	17.734
22	82 J. HYDE	17.759
23	39 J. PEREZ GONZALEZ	17.790
24	54 B. SOFUOGLU	17.887
25	93 A. QUINET	18.071
26	21 B. SANCHEZ	18.215
27	32 A. PELIKANOVA	18.371

SEG. 3		
1	72 V. STEEMAN	32.769
2	25 A. VERDOÍA	32.953
3	95 S. DEROUE	33.091
4	88 B. IERACI	33.095
5	10 U. ORRADRE	33.101
6	27 F. ROVELLI	33.142
7	3 M. PEDENEAU	33.173
8	36 B. NEILA	33.174
9	20 D. LOUREIRO	33.209
10	69 J. BUIS	33.227
11	97 M. KAPPLER	33.242
12	30 D. BLIN	33.262
13	73 A. CARRIÓN	33.321
14	65 J. FACCO	33.381
15	85 K. SABATUCCI	33.443
16	44 T. BRAMICH	33.497
17	61 Y. OKAYA	33.606
18	78 J. FORAY	33.662
19	35 F. DE BRUIN	33.769
20	12 R. DORE	33.776
21	54 B. SOFUOGLU	33.826
22	82 J. HYDE	33.841
23	39 J. PEREZ GONZALEZ	33.847
24	77 V. SCHWARZ	33.965
25	93 A. QUINET	33.981
26	21 B. SANCHEZ	34.597
27	32 A. PELIKANOVA	35.201

SEG. 4		
1	72 V. STEEMAN	34.943
2	3 M. PEDENEAU	35.149
3	97 M. KAPPLER	35.254
4	25 A. VERDOÍA	35.338
5	36 B. NEILA	35.353
6	10 U. ORRADRE	35.465
7	95 S. DEROUE	35.500
8	69 J. BUIS	35.530
9	65 J. FACCO	35.638
10	85 K. SABATUCCI	35.658
11	88 B. IERACI	35.677
12	27 F. ROVELLI	35.722
13	73 A. CARRIÓN	35.821
14	30 D. BLIN	35.842
15	44 T. BRAMICH	35.888
16	78 J. FORAY	35.917
17	20 D. LOUREIRO	35.943
18	82 J. HYDE	35.972
19	12 R. DORE	35.974
20	77 V. SCHWARZ	36.053
21	61 Y. OKAYA	36.067
22	35 F. DE BRUIN	36.162
23	39 J. PEREZ GONZALEZ	36.405
24	54 B. SOFUOGLU	36.473
25	93 A. QUINET	36.703
26	21 B. SANCHEZ	37.058
27	32 A. PELIKANOVA	37.248

08/06/2019

These data/results cannot be reproduced, stored and/or transmitted in whole or in part by any manner of electronic, mechanical, photocopying, recording, broadcasting or otherwise now known or herein after developed without the previous express consent by the copyright owner, except for reproduction in daily press and regular printed publications on sale to the public within 60 days of the event related to those data/results and always provided that copyright symbol appears together as follows below.

© DORNA WSBK ORGANIZATION Srl 2019



Official Fuel Supplier



FICR PERUGIA TIMING

Official Tyre Supplier



Official Timekeeper



Jerez 4.423 m

## Acerbis Spanish Round, 7-9 June 2019

### Ideal Times Superpole Gr.B

No.	Rider	Nat	Bike	Seg. 1	Seg. 2	Seg. 3	Seg. 4	Ideal Time		
				Diff. 1	Diff. 2	Diff. 3	Diff. 4	Best Lap	Pos.	Diff.
1	72 V. STEEMAN	NED	KTM RC 390 R	<b>27.309</b>	<b>17.142</b>	<b>32.769</b> +0.036	<b>34.943</b>	<b>1'52.163</b> 1'52.199	1	0.036
2	3 M. PEDENEAU	FRA	Yamaha YZF-R3	27.523 +0.101	17.456 +0.260	33.173	35.149	<b>1'53.301</b> 1'53.662	3	0.361
3	25 A. VERDOÍA	FRA	Yamaha YZF-R3	27.492	17.566	32.953	35.338 +0.181	<b>1'53.349</b> 1'53.530	2	0.181
4	95 S. DEROUE	NED	Kawasaki Ninja 400	27.527 +0.247	17.494 +0.063	33.091	35.500	<b>1'53.612</b> 1'53.922	4	0.310
5	36 B. NEILA	ESP	Yamaha YZF-R3	27.796 +0.222	17.503 +0.460	33.174	35.353	<b>1'53.826</b> 1'54.508	8	0.682
6	97 M. KAPPLER	GER	KTM RC 390 R	27.836 +0.151	17.570	33.242	35.254	<b>1'53.902</b> 1'54.053	5	0.151
7	10 U. ORRADRE	ESP	Yamaha YZF-R3	27.670	17.731	33.101 +0.090	35.465 +0.238	<b>1'53.967</b> 1'54.295	6	0.328
8	69 J. BUIS	NED	Kawasaki Ninja 400	27.848 +0.245	17.502	33.227	35.530	<b>1'54.107</b> 1'54.352	7	0.245
9	27 F. ROVELLI	ITA	Kawasaki Ninja 400	27.665 +0.154	17.587 +0.133	33.142 +0.184	35.722 +0.255	<b>1'54.116</b> 1'54.842	12	0.726
10	65 J. FACCO	ITA	Yamaha YZF-R3	27.729 +0.137	17.439 +0.126	33.381	35.638 +0.072	<b>1'54.187</b> 1'54.522	9	0.335
11	20 D. LOUREIRO	RSA	Kawasaki Ninja 400	27.709 +0.053	17.452 +0.148	33.209	35.943 +0.100	<b>1'54.313</b> 1'54.614	10	0.301
12	88 B. IERACI	ITA	Kawasaki Ninja 400	27.914 +0.216	17.630 +0.371	33.095 +0.294	35.677	<b>1'54.316</b> 1'55.197	16	0.881
13	30 D. BLIN	POL	Yamaha YZF-R3	27.699	17.557	33.262 +0.510	35.842	<b>1'54.360</b> 1'54.870	13	0.510
14	73 A. CARRIÓN	ESP	Kawasaki Ninja 400	27.644	17.618	33.321 +0.377	35.821 +0.182	<b>1'54.404</b> 1'54.963	14	0.559
15	85 K. SABATUCCI	ITA	Yamaha YZF-R3	27.858 +0.160	17.656 +0.194	33.443	35.658	<b>1'54.615</b> 1'54.969	15	0.354
16	44 T. BRAMICH	AUS	Kawasaki Ninja 400	27.771	17.511	33.497	35.888 +0.166	<b>1'54.667</b> 1'54.833	11	0.166
17	78 J. FORAY	FRA	Kawasaki Ninja 400	27.890 +0.147	17.447 +0.299	33.662	35.917	<b>1'54.916</b> 1'55.362	17	0.446
18	61 Y. OKAYA	JPN	Kawasaki Ninja 400	28.126 +0.109	17.732 +0.139	33.606	36.067 +0.125	<b>1'55.531</b> 1'55.904	20	0.373
19	12 R. DORE	FRA	Yamaha YZF-R3	28.099 +0.239	17.734	33.776	35.974 +0.042	<b>1'55.583</b> 1'55.864	19	0.281
20	35 F. DE BRUIN	NED	Yamaha YZF-R3	28.116	17.636 +0.084	33.769	36.162 +0.022	<b>1'55.683</b> 1'55.789	18	0.106
21	77 V. SCHWARZ	CZE	Kawasaki Ninja 400	28.163	17.510	33.965 +0.126	36.053 +0.182	<b>1'55.691</b> 1'55.999	21	0.308
22	82 J. HYDE	AUS	Kawasaki Ninja 400	28.163 +0.391	17.759 +0.008	33.841 +0.064	35.972 +0.199	<b>1'55.735</b> 1'56.397	22	0.662
23	54 B. SOFUOGLU	TUR	Kawasaki Ninja 400	28.018 +0.229	17.887	33.826 +11.394	36.473 +12.092	<b>1'56.204</b> 2'19.919	27	23.715
24	39 J. PEREZ GONZALEZ	ESP	Kawasaki Ninja 400	28.234	17.790 +0.071	33.847 +0.527	36.405 +0.074	<b>1'56.276</b> 1'56.948	23	0.672
25	93 A. QUINET	FRA	Honda CBR500R	28.485	18.071	33.981 +0.026	36.703 +0.225	<b>1'57.240</b> 1'57.491	24	0.251
26	21 B. SANCHEZ	ESP	Kawasaki Ninja 400	29.603 +0.536	18.215 +0.358	34.597 +0.202	37.058 +0.456	<b>1'59.473</b> 2'01.025	26	1.552
27	32 A. PELIKANOVA	CZE	Kawasaki Ninja 400	29.130 +0.094	18.371 +0.211	35.201	37.248	<b>1'59.950</b> 2'00.255	25	0.305
<b>Overall Ideal Time</b>				<b>27.309</b>	<b>17.142</b>	<b>32.769</b>	<b>34.943</b>	<b>1'52.163</b>		

08/06/2019

These data/results cannot be reproduced, stored and/or transmitted in whole or in part by any manner of electronic, mechanical, photocopying, recording, broadcasting or otherwise now known or herein after developed without the previous express consent by the copyright owner, except for reproduction in daily press and regular printed publications on sale to the public within 60 days of the event related to those data/results and always provided that copyright symbol appears together as follows below.

© DORNA WSBK ORGANIZATION Srl 2019





Jerez 4.423 m

### Acerbis Spanish Round, 7-9 June 2019

#### Chronological Analysis Superpole Gr.B

1 / 3

1° 72 V. STEEMAN (1'52.199)								6° 10 U. ORRADRE (1'54.295)							
Lap	Seg.1	Seg.2	Seg.3	Seg.4	Lap Time	km/h	Local Time	Lap	Seg.1	Seg.2	Seg.3	Seg.4	Lap Time	km/h	Local Time
1							12:51'34.502	1							12:51'09.204
2	37.109	18.122	34.088	37.491	2'06.810P	181,5	12:53'41.312	2	44.293	18.369	34.381	36.776	2'13.819P	179,7	12:53'23.023
3	27.643	17.276	33.310	35.990	1'54.219C	187,6	12:55'35.531	3	27.895	17.786	33.143	36.150	1'54.974	183,0	12:55'17.997
4	27.472	17.357	32.860	35.114	1'52.803	185,7	12:57'28.334	4	27.988	17.912	33.101	35.465	1'54.466	177,4	12:57'12.463
5	29.715	17.590	33.303	35.703	1'56.311	187,0	12:59'24.645	5	27.858	17.887	33.149	37.901	1'56.795	181,2	12:59'09.258
6	27.541	17.293	<b>32.769</b>	35.328	1'52.931	<b>189,2</b>	13:01'17.576	6	27.895	17.842	33.260	37.462	1'56.459	180,6	13:01'05.717
7	30.188	18.841	37.824	35.063	2'01.916	169,0	13:03'19.492	7	29.865	18.404	34.708	36.029	1'59.006	178,3	13:03'04.723
8	<b>27.309</b>	<b>17.142</b>	32.805	<b>34.943</b>	<b>1'52.199</b>	188,6	13:05'11.691	8	<b>27.670</b>	<b>17.731</b>	33.191	35.703	<b>1'54.295</b>	183,0	13:04'59.018
9	27.653	17.346	39.265	36.301	2'00.565	186,0	13:07'12.256	9	28.969	18.111	36.114	37.588	2'00.782	<b>183,6</b>	13:06'59.800
10	27.639	17.412	33.055	35.321	1'53.427	186,0	13:09'05.683	10	28.148	17.795	34.195	35.632	1'55.770	180,9	13:08'55.570
11	27.545	17.402	32.918	35.058	1'52.923	182,4	13:10'58.606								
2° 25 A. VERDOÑA (1'53.530)								7° 69 J. BUIS (1'54.352)							
Lap	Seg.1	Seg.2	Seg.3	Seg.4	Lap Time	km/h	Local Time	Lap	Seg.1	Seg.2	Seg.3	Seg.4	Lap Time	km/h	Local Time
1							12:51'09.062	1							12:50'06.655
2	44.238	18.410	34.211	39.107	2'15.966P	174,3	12:53'25.028	2	37.389	18.005	33.787	36.294	2'05.475P	185,4	12:52'12.130
3	27.679	17.730	33.032	35.358	1'53.799	179,4	12:55'18.827	3	28.033	17.935	33.670	35.673	1'55.311	182,7	12:54'07.441
4	<b>27.492</b>	<b>17.566</b>	<b>32.953</b>	35.519	<b>1'53.530</b>	182,4	12:57'12.357	4	28.084	18.018	33.644	35.533	1'55.279	178,6	12:56'02.720
5	31.891	17.707	33.791	1'00.713	2'24.102P	181,8	12:59'36.459	5	28.093	<b>17.502</b>	<b>33.227</b>	<b>35.530</b>	<b>1'54.352</b>	<b>186,4</b>	12:57'57.072
6	35.422	17.714	34.899	39.177	2'07.212P	<b>183,6</b>	13:01'43.671	6	31.004	18.540	34.439	55.818	2'19.801P	181,8	13:00'16.873
7	27.651	17.727	33.074	<b>35.338</b>	1'53.790	178,8	13:03'37.461	7	43.318	18.529	34.893	1'13.427	2'50.167P	181,8	13:03'07.040
8	28.322	18.563	33.927	1'15.969	2'36.781P	176,6	13:06'14.242	8	35.559	20.725	35.080	35.803	2'07.167P	122,2	13:05'14.207
9	36.964	18.033	33.455	35.488	2'03.940P	177,7	13:08'18.182	9	28.160	17.634	36.579	36.180	1'58.553	184,8	13:07'12.760
10	27.687	17.665	32.956	35.394	1'53.702	177,7	13:10'11.884	10	<b>27.848</b>	17.757	33.613	35.883	1'55.101	181,2	13:09'07.861
								11	28.042	17.786	33.639	36.112	1'55.579	179,1	13:11'03.440
3° 3 M. PEDENEAU (1'53.662)								8° 36 B. NEILA (1'54.508)							
Lap	Seg.1	Seg.2	Seg.3	Seg.4	Lap Time	km/h	Local Time	Lap	Seg.1	Seg.2	Seg.3	Seg.4	Lap Time	km/h	Local Time
1							12:50'28.075	1							12:51'07.861
2	41.625	18.789	34.728	36.331	2'11.473P	172,4	12:52'39.548	2	43.410	19.015	35.485	36.319	2'14.229P	152,3	12:53'22.090
3	28.191	17.978	33.860	35.877	1'55.906	174,6	12:54'35.454	3	28.448	18.061	33.418	36.056	1'55.983	176,0	12:55'18.073
4	27.907	17.725	35.343	35.855	1'56.830	176,6	12:56'32.284	4	28.018	17.963	<b>33.174</b>	<b>35.353</b>	<b>1'54.508</b>	<b>183,6</b>	12:57'12.581
5	27.768	17.890	33.682	35.636	1'54.976	177,7	12:58'27.260	5	27.837	17.799	33.337	37.998	1'56.971	178,8	12:59'09.552
6	27.624	17.716	<b>33.173</b>	<b>35.149</b>	<b>1'53.662</b>	181,2	13:00'20.922	6	27.811	17.699	33.363	36.097	1'54.970	<b>184,8</b>	13:01'04.522
7	27.777	17.727	33.474	35.395	1'54.373	180,0	13:02'15.295	7	29.336	19.220	35.928	36.156	2'00.640	171,1	13:03'05.162
8	27.558	17.640	33.275	35.268	1'53.741	177,7	13:04'09.036	8	28.037	17.646	33.821	35.625	1'55.129	181,8	13:05'00.291
9	27.652	17.817	33.373	35.440	1'54.282	176,8	13:06'03.318	9	<b>27.796</b>	17.762	33.354	35.850	1'54.762	180,9	13:06'55.053
10	27.651	17.640	33.242	35.364	1'53.897	177,7	13:07'57.215	10	35.999	17.541	33.239	36.504	2'03.283	180,6	13:08'58.336
11	<b>27.523</b>	<b>17.456</b>	33.323	35.549	1'53.851	<b>181,8</b>	13:09'51.066	11	27.953	<b>17.503</b>	33.585	35.591	1'54.632	182,7	13:10'52.968
12	27.828	17.832	34.269	35.821	1'55.750	178,0	13:11'46.816								
4° 95 S. DEROUÉ (1'53.922)								9° 65 J. FACCO (1'54.522)							
Lap	Seg.1	Seg.2	Seg.3	Seg.4	Lap Time	km/h	Local Time	Lap	Seg.1	Seg.2	Seg.3	Seg.4	Lap Time	km/h	Local Time
1							12:50'06.188	1							12:50'17.135
2	37.363	18.001	33.782	36.167	2'05.313P	178,6	12:52'11.501	2	40.102	18.532	34.682	36.867	2'10.183P	175,7	12:52'27.318
3	28.398	18.056	33.605	36.799	1'56.858	178,8	12:54'08.359	3	28.163	17.931	34.129	36.397	1'56.620	178,6	12:54'23.938
4	27.959	17.518	33.131	35.530	1'54.138	185,4	12:56'02.497	4	27.866	17.565	<b>33.381</b>	35.710	<b>1'54.522</b>	182,7	12:56'18.460
5	27.920	17.716	34.943	2'10.789	3'31.368P	182,7	12:59'33.865	5	30.376	18.290	35.985	1'27.765	2'52.416CP	176,8	12:59'10.876
6	36.664	18.769	35.033	40.961	2'11.427P	178,3	13:01'45.292	6	42.625	17.679	33.711	<b>35.638</b>	2'09.653P	185,1	13:01'20.529
7	27.698	<b>17.494</b>	33.129	39.815	1'58.136	<b>186,4</b>	13:03'43.428	7	27.968	17.576	33.625	35.890	1'55.059	184,2	13:03'15.588
8	<b>27.527</b>	17.854	43.694	45.507	2'14.582	182,1	13:05'58.010	8	27.991	17.785	34.152	38.309	1'58.237	179,1	13:05'13.825
9	27.774	17.557	<b>33.091</b>	<b>35.500</b>	<b>1'53.922</b>	183,3	13:07'51.932	9	28.020	18.347	36.771	36.699	1'59.837	172,2	13:07'13.662
10	29.090	17.719	33.658	40.549	2'01.016	180,6	13:09'52.948	10	<b>27.729</b>	<b>17.439</b>	33.553	35.827	1'54.548	<b>187,9</b>	13:09'08.210
11	27.572	17.527	33.235	35.731	1'54.065	186,0	13:11'47.013	11	27.860	17.742	33.763	36.252	1'55.617C	183,0	13:11'03.827
5° 97 M. KAPPLER (1'54.053)															
Lap	Seg.1	Seg.2	Seg.3	Seg.4	Lap Time	km/h	Local Time								
1							12:51'35.086								
2	36.766	18.057	34.202	36.074	2'05.099P	178,3	12:53'40.185								
3	27.852	17.744	33.455	35.684	1'54.735	180,3	12:55'34.920								
4	<b>27.836</b>	17.684	33.569	35.517	1'54.606	182,1	12:57'29.526								

08/06/2019 P = Pits In/Out - C = Lap Time Cancelled

These data/results cannot be reproduced, stored and/or transmitted in whole or in part by any manner of electronic, mechanical, photocopying, recording, broadcasting or otherwise now known or herein after developed without the previous express consent by the copyright owner, except for reproduction in daily press and regular printed publications on sale to the public within 60 days of the event related to those data/results and always provided that copyright symbol appears together as follows below.

© DORNA WSBK ORGANIZATION Srl 2019



Official Fuel Supplier

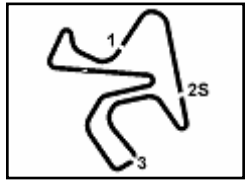


Official Tyre Supplier



Official Timekeeper





Jerez 4.423 m

## Acerbis Spanish Round, 7-9 June 2019 Chronological Analysis Superpole Gr.B

2 / 3

10° 20 D. LOUREIRO (1'54.614)						
Lap	Seg.1	Seg.2	Seg.3	Seg.4	Lap Time	Local Time
1						12:50'17.185
2	39.874	18.147	33.960	38.680	2'10.661P	179,7
3	27.940	17.644	33.401	<b>35.943</b>	1'54.928	183,6
4	27.998	17.863	34.371	36.339	1'56.571	178,8
5	31.530	18.703	34.748	1'44.939	3'09.920P	180,6
6	41.936	18.781	35.107	41.521	2'17.345P	170,6
7	<b>27.709</b>	<b>17.452</b>	33.299	39.155	1'57.615	<b>187,3</b>
8	27.726	17.624	41.356	43.482	2'10.188	186,4
9	28.028	17.754	39.019	36.968	2'01.769	179,4
10	27.762	17.600	<b>33.209</b>	36.043	<b>1'54.614</b>	183,0
11	27.969	17.941	34.467	36.676	1'57.053	177,1

4	27.830	17.694	<b>33.321</b>	36.236	1'55.081	181,5
5	28.007	18.030	34.856	36.440	1'57.333	176,3
6	28.054	17.805	33.788	37.676	1'57.323	180,6
7	27.968	17.898	33.857	36.417	1'56.140	180,0
8	27.814	17.691	33.668	36.822	1'55.995	181,8
9	28.010	17.734	34.663	38.124	1'58.531	183,9
10	<b>27.644</b>	<b>17.618</b>	33.698	36.003	<b>1'54.963</b>	<b>187,0</b>
11	28.279	17.939	33.490	36.606	1'56.314	178,8

11° 44 T. BRAMICH (1'54.833)						
Lap	Seg.1	Seg.2	Seg.3	Seg.4	Lap Time	Local Time
1						12:50'16.730
2	37.262	18.938	35.783	39.338	2'11.321P	179,1
3	28.168	17.513	33.564	36.025	1'55.270	<b>187,0</b>
4	<b>27.771</b>	<b>17.511</b>	<b>33.497</b>	36.054	<b>1'54.833</b>	183,0
5	31.462	18.086	35.663	1'48.659	3'13.870CP	183,3
6	38.147	18.756	35.108	38.590	2'10.601P	180,9
7	28.652	18.029	34.085	39.021	1'59.787	185,1
8	28.469	17.988	39.983	50.122	2'16.562	185,1
9	28.142	17.666	33.893	36.331	1'56.032	184,5
10	28.307	17.770	33.847	38.928	1'58.852	181,2
11	27.893	17.723	33.585	<b>35.888</b>	1'55.089	182,1

15° 85 K. SABATUCCI (1'54.969)						
Lap	Seg.1	Seg.2	Seg.3	Seg.4	Lap Time	Local Time
1						12:50'09.137
2	38.235	18.343	34.001	36.094	2'06.673P	175,2
3	28.018	17.850	<b>33.443</b>	<b>35.658</b>	<b>1'54.969</b>	179,1
4	27.974	<b>17.656</b>	33.461	35.966	1'55.057	182,1
5	28.271	19.695	34.137	37.234	1'59.337	176,3
6	28.010	18.036	36.580	36.514	1'59.140	178,3
7	27.921	17.704	33.631	35.859	1'55.115	182,1
8	31.437	18.555	35.268	1'19.143	2'44.403P	173,8
9	43.688	19.264	36.173	37.245	2'16.370P	177,4
10	<b>27.858</b>	17.696	34.609	37.562	1'57.725	<b>185,7</b>
11	27.949	17.747	33.597	35.684	1'54.977	178,0

12° 27 F. ROVELLI (1'54.842)						
Lap	Seg.1	Seg.2	Seg.3	Seg.4	Lap Time	Local Time
1						12:51'09.917
2	43.714	18.457	34.341	38.058	2'14.570P	176,8
3	28.159	17.872	<b>33.142</b>	<b>35.722</b>	1'54.895	175,7
4	27.819	17.720	33.326	35.977	<b>1'54.842</b>	178,8
5	29.312	18.602	33.760	1'00.868	2'22.542P	167,0
6	35.034	18.019	34.810	39.375	2'07.238P	183,6
7	28.069	17.799	33.579	40.168	1'59.615	178,0
8	<b>27.665</b>	17.634	42.164	47.820	2'15.283	<b>185,7</b>
9	28.343	<b>17.587</b>	33.609	38.160	1'57.699	183,3
10	27.925	17.699	33.608	36.157	1'55.389	177,7
11	28.118	17.898	33.444	36.037	1'55.497C	175,7

16° 88 B. IERACI (1'55.197)						
Lap	Seg.1	Seg.2	Seg.3	Seg.4	Lap Time	Local Time
1						12:50'05.960
2	37.785	17.989	33.923	36.370	2'06.067P	182,7
3	28.049	17.812	33.490	35.929	1'55.280	180,6
4	28.130	18.001	33.389	<b>35.677</b>	<b>1'55.197</b>	179,7
5	28.830	17.751	34.200	2'16.077	3'36.858P	<b>185,1</b>
6	34.253	18.067	34.969	39.401	2'06.690P	170,6
7	<b>27.914</b>	<b>17.630</b>	<b>33.095</b>	38.033	1'56.672	184,5
8	28.183	17.831	42.708	53.748	2'22.470P	182,4
9	39.674	18.093	33.801	36.046	2'07.614P	180,0
10	28.124	17.885	33.580	35.680	1'55.269	180,9

13° 30 D. BLIN (1'54.870)						
Lap	Seg.1	Seg.2	Seg.3	Seg.4	Lap Time	Local Time
1						12:49'58.952
2	44.922	18.228	34.802	36.415	2'14.367P	181,2
3	28.330	17.761	<b>33.262</b>	36.568	1'55.921	<b>187,3</b>
4	28.198	18.021	33.769	36.349	1'56.337	178,8
5	28.447	18.272	34.808	42.812	2'04.339	175,7
6	29.330	18.505	35.130	1'35.456	2'58.421P	178,3
7	36.603	19.266	35.798	36.254	2'07.921P	171,6
8	28.023	17.938	34.690	35.872	1'56.523	177,7
9	29.758	17.678	36.601	36.270	2'00.307	185,7
10	<b>27.699</b>	<b>17.557</b>	33.772	<b>35.842</b>	<b>1'54.870</b>	183,9
11	28.033	17.730	33.503	36.302	1'55.568	184,5

17° 78 J. FORAY (1'55.362)						
Lap	Seg.1	Seg.2	Seg.3	Seg.4	Lap Time	Local Time
1						12:50'11.641
2	40.279	18.566	34.535	36.671	2'10.051P	176,0
3	28.468	17.951	34.016	36.599	1'57.034	178,3
4	28.557	20.491	36.019	36.184	2'01.251	115,3
5	28.527	18.445	35.826	41.234	2'04.032	174,1
6	28.582	18.007	33.863	1'07.865	2'28.317P	181,2
7	43.569	18.519	34.929	36.323	2'13.340P	178,3
8	27.900	17.496	33.920	36.048	1'55.364	<b>186,4</b>
9	28.146	17.816	34.277	40.458	2'00.697	<b>186,4</b>
10	28.037	17.746	<b>33.662</b>	<b>35.917</b>	<b>1'55.362</b>	182,1
11	<b>27.890</b>	<b>17.447</b>	33.976	36.308	1'55.621	<b>186,4</b>

14° 73 A. CARRIÓN (1'54.963)						
Lap	Seg.1	Seg.2	Seg.3	Seg.4	Lap Time	Local Time
1						12:51'12.300
2	41.746	18.551	34.473	38.001	2'12.771P	178,3
3	28.256	17.644	33.372	<b>35.821</b>	1'55.093	181,2

18° 35 F. DE BRUIN (1'55.789)						
Lap	Seg.1	Seg.2	Seg.3	Seg.4	Lap Time	Local Time
1						12:50'06.672
2	38.971	18.074	34.286	36.221	2'07.552P	178,8
3	28.400	17.941	33.808	<b>36.162</b>	1'56.311	179,4
4	<b>28.116</b>	17.720	<b>33.769</b>	36.184	<b>1'55.789</b>	182,1
5	28.555	19.184	34.373	36.498	1'58.610	169,8
6	28.430	17.847	33.871	36.378	1'56.526	184,2
7	28.906	20.210	34.440	36.243	1'59.799	144,2
8	28.395	18.218	34.048	1'17.146	2'37.807P	176,6
9	43.585	24.040	36.155	36.670	2'20.450P	117,2
10	28.363	17.822	34.077	36.421	1'56.683	180,6
11	28.207	<b>17.636</b>	33.925	36.299	1'56.067	<b>184,8</b>

08/06/2019 P = Pits In/Out - C = Lap Time Cancelled

These data/results cannot be reproduced, stored and/or transmitted in whole or in part by any manner of electronic, mechanical, photocopying, recording, broadcasting or otherwise now known or herein after developed without the previous express consent by the copyright owner, except for reproduction in daily press and regular printed publications on sale to the public within 60 days of the event related to those data/results and always provided that copyright symbol appears together as follows below.

© DORNA WSBK ORGANIZATION Srl 2019



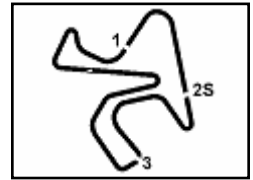
Official Fuel Supplier



Official Tyre Supplier



Official Timekeeper



Jerez 4.423 m

3 / 3

## Acerbis Spanish Round, 7-9 June 2019

### Chronological Analysis Superpole Gr.B

#### 19° 12 R. DORE (1'55.864)

Lap	Seg.1	Seg.2	Seg.3	Seg.4	Lap Time	km/h	Local Time
1							12:50'07.465
2	38.504	18.540	34.362	36.188	2'07.594P	174,1	12:52'15.059
3	28.210	18.005	34.137	<b>35.974</b>	1'56.326	176,0	12:54'11.385
4	28.338	<b>17.734</b>	<b>33.776</b>	36.016	<b>1'55.864</b>	180,0	12:56'07.249
5	28.191	18.002	33.919	36.762	1'56.874	181,5	12:58'04.123
6	28.885	18.515	34.796	38.621	2'00.817	<b>183,9</b>	13:00'04.940
7	<b>28.099</b>	17.755	34.021	36.348	1'56.223	181,8	13:02'01.163
8	29.591	18.097	34.092	1'14.372	2'36.152P	177,4	13:04'37.315
9	47.989	19.568	34.502	36.100	2'18.159P	171,9	13:06'55.474
10	28.340	18.201	34.071	36.000	1'56.612	174,9	13:08'52.086
11	29.260	18.351	34.146	37.785	1'59.542	170,8	13:10'51.628

#### 20° 61 Y. OKAYA (1'55.904)

Lap	Seg.1	Seg.2	Seg.3	Seg.4	Lap Time	km/h	Local Time
1							12:50'06.517
2	37.435	18.016	34.215	36.690	2'06.356P	183,6	12:52'12.873
3	28.682	17.791	33.803	36.497	1'56.773	184,8	12:54'09.646
4	<b>28.126</b>	<b>17.732</b>	34.083	36.427	1'56.368	<b>185,4</b>	12:56'06.014
5	28.255	17.961	33.931	36.804	1'56.951	180,9	12:58'02.965
6	31.200	18.435	34.070	36.863	2'00.568	181,8	13:00'03.533
7	28.453	17.945	33.996	<b>36.067</b>	1'56.461	183,3	13:01'59.994
8	28.363	18.302	43.889	1'29.780	3'00.334P	179,4	13:05'00.328
9	38.794	18.045	38.393	36.727	2'11.959P	<b>185,4</b>	13:07'12.287
10	28.255	17.806	34.222	36.108	1'56.391	182,1	13:09'08.678
11	28.235	17.871	<b>33.606</b>	36.192	<b>1'55.904</b>	180,9	13:11'04.582

#### 21° 77 V. SCHWARZ (1'55.999)

Lap	Seg.1	Seg.2	Seg.3	Seg.4	Lap Time	km/h	Local Time
1							12:50'00.765
2	43.469	17.879	34.200	36.576	2'12.124P	181,8	12:52'12.889
3	28.477	17.942	<b>33.965</b>	36.460	1'56.844	180,3	12:54'09.733
4	28.174	17.662	34.150	36.441	1'56.427	185,4	12:56'06.160
5	28.293	17.965	34.060	36.644	1'56.962	183,6	12:58'03.122
6	29.752	18.585	34.004	36.207	1'58.548	<b>186,7</b>	13:00'01.670
7	28.506	18.068	34.196	<b>36.053</b>	1'56.823	180,6	13:01'58.493
8	31.142	19.314	34.842	3'12.571	4'37.869P	160,2	13:06'36.362
9	46.433	22.337	34.997	36.391	2'20.158P	156,4	13:08'56.520
10	<b>28.163</b>	<b>17.510</b>	34.091	36.235	<b>1'55.999</b>	<b>186,7</b>	13:10'52.519

#### 22° 82 J. HYDE (1'56.397)

Lap	Seg.1	Seg.2	Seg.3	Seg.4	Lap Time	km/h	Local Time
1							12:50'02.679
2	42.486	18.113	34.424	36.385	2'11.408P	178,0	12:52'14.087
3	28.473	18.047	33.970	36.149	1'56.639	<b>183,0</b>	12:54'10.726
4	28.554	17.767	33.905	36.171	<b>1'56.397</b>	180,9	12:56'07.123
5	<b>28.163</b>	17.830	34.374	3'36.755	4'57.122P	<b>183,0</b>	13:01'04.245
6	40.594	19.085	36.529	36.882	2'13.090P	174,9	13:03'17.335
7	28.711	18.110	34.365	36.273	1'57.459	178,6	13:05'14.794
8	28.402	17.804	34.156	36.307	1'56.669	181,5	13:07'11.463
9	28.686	<b>17.759</b>	34.394	36.246	1'57.085	180,9	13:09'08.548
10	28.752	17.875	<b>33.841</b>	<b>35.972</b>	1'56.440	178,6	13:11'04.988

#### 23° 39 J. PEREZ GONZALEZ (1'56.948)

Lap	Seg.1	Seg.2	Seg.3	Seg.4	Lap Time	km/h	Local Time
1							12:50'07.826
2	40.623	18.710	34.725	36.863	2'10.921P	182,4	12:52'18.747
3	28.936	18.269	<b>33.847</b>	36.665	1'57.717	176,6	12:54'16.464
4	31.481	20.311	35.745	1'21.715	2'49.252	118,5	12:57'05.716
5	30.166	18.741	35.878	4'20.180	5'44.965P	177,4	13:02'50.681

6	40.495	18.916	34.730	<b>36.405</b>	2'10.546P	177,1	13:05'01.227
7	<b>28.234</b>	17.861	34.374	36.479	<b>1'56.948</b>	<b>186,4</b>	13:06'58.175
8	28.522	18.005	33.876	36.681	1'57.084	179,1	13:08'55.259
9	28.935	<b>17.790</b>	34.120	36.433	1'57.278	180,6	13:10'52.537

#### 24° 93 A. QUINET (1'57.491)

Lap	Seg.1	Seg.2	Seg.3	Seg.4	Lap Time	km/h	Local Time
1							12:50'46.512
2	41.254	18.712	35.112	37.871	2'12.949P	172,2	12:52'59.461
3	28.928	18.501	34.288	37.073	1'58.790	174,1	12:54'58.251
4	28.888	18.504	34.675	1'43.767	3'05.834P	173,8	12:58'04.085
5	38.864	22.713	37.691	37.414	2'16.682P	122,1	13:00'20.767
6	28.795	18.130	34.159	37.043	1'58.127	<b>179,1</b>	13:02'18.894
7	28.693	18.300	34.020	36.983	1'57.996	175,2	13:04'16.890
8	28.764	18.388	<b>33.981</b>	36.791	1'57.924	174,6	13:06'14.814
9	28.691	18.424	34.093	<b>36.703</b>	1'57.911	172,7	13:08'12.725
10	<b>28.485</b>	<b>18.071</b>	34.007	36.928	<b>1'57.491</b>	175,7	13:10'10.216

#### 25° 32 A. PELIKANOVA (2'00.255)

Lap	Seg.1	Seg.2	Seg.3	Seg.4	Lap Time	km/h	Local Time
1							12:50'21.015
2	41.373	19.760	38.111	38.954	2'18.198P	175,2	12:52'39.213
3	30.047	18.768	35.831	38.029	2'02.675	176,3	12:54'41.888
4	29.520	18.569	35.600	38.007	2'01.696	176,8	12:56'43.584
5	29.711	18.568	35.286	37.969	2'01.534	178,8	12:58'45.118
6	29.499	18.817	35.811	37.972	2'02.099	179,7	13:00'47.217
7	29.534	<b>18.371</b>	35.256	37.495	2'00.656	<b>180,9</b>	13:02'47.873
8	29.981	18.771	35.722	37.997	2'02.471	177,7	13:04'50.344
9	29.502	18.519	35.247	37.803	2'01.071	178,8	13:06'51.415
10	<b>29.130</b>	18.437	35.234	37.704	2'00.505	177,4	13:08'51.920
11	29.224	18.582	<b>35.201</b>	<b>37.248</b>	<b>2'00.255</b>	172,4	13:10'52.175

#### 26° 21 B. SANCHEZ (2'01.025)

Lap	Seg.1	Seg.2	Seg.3	Seg.4	Lap Time	km/h	Local Time
1							12:50'11.490
2	37.242	<b>18.215</b>	<b>34.597</b>	2'39.591	4'09.645P	<b>176,8</b>	12:54'21.135
3	39.800	18.523	37.621	<b>37.058</b>	2'13.002P	173,5	12:56'34.137
4	<b>29.603</b>	18.584	36.738	7'13.960	8'38.885P	170,1	13:05'13.022
5	41.112	21.759	37.026	41.564	2'21.461P	150,7	13:07'34.483
6	30.076	18.461	35.866	38.360	2'02.763	167,2	13:09'37.246
7	30.139	18.573	34.799	37.514	<b>2'01.025</b>	164,8	13:11'38.271

#### 27° 54 B. SOFUOGLU (2'19.919)

Lap	Seg.1	Seg.2	Seg.3	Seg.4	Lap Time	km/h	Local Time
1							12:58'24.743
2	48.709	40.866	47.217	<b>36.473</b>	2'53.265P	94,3	13:01'18.008
3	28.247	<b>17.887</b>	45.220	48.565	<b>2'19.919</b>	154,4	13:03'37.927

08/06/2019 P = Pits In/Out - C = Lap Time Cancelled

These data/results cannot be reproduced, stored and/or transmitted in whole or in part by any manner of electronic, mechanical, photocopying, recording, broadcasting or otherwise now known or herein after developed without the previous express consent by the copyright owner, except for reproduction in daily press and regular printed publications on sale to the public within 60 days of the event related to those data/results and always provided that copyright symbol appears together as follows below.

© DORNA WSBK ORGANIZATION Srl 2019





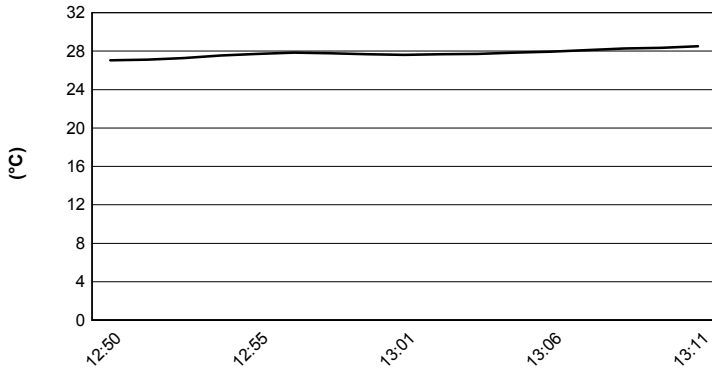
Jerez 4.423 m

## Acerbis Spanish Round, 7-9 June 2019

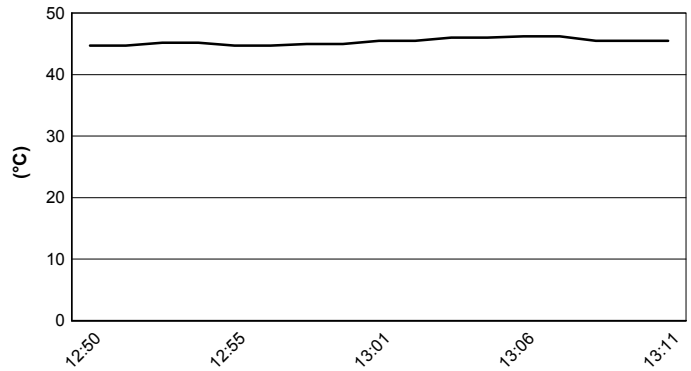
### Weather Report Superpole Gr.B

Session started 12:50 - Session ended 13:12

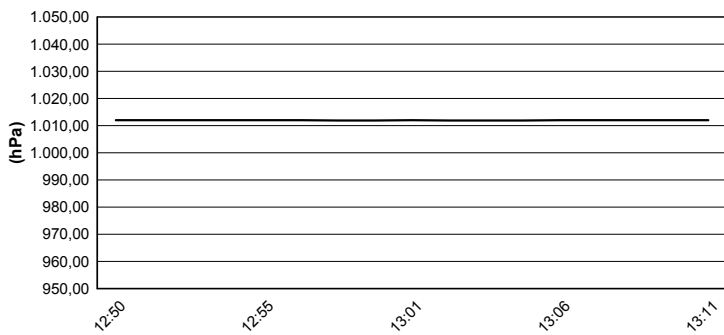
#### Air Temperature



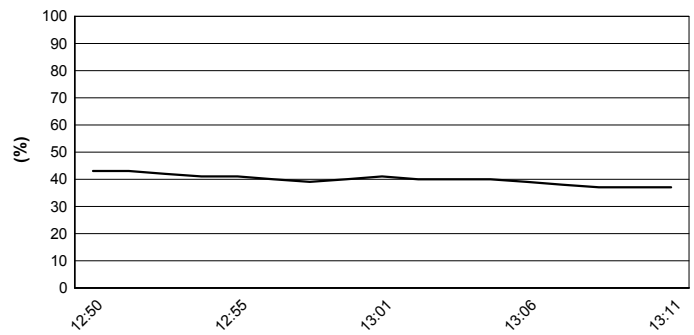
#### Track Temperature



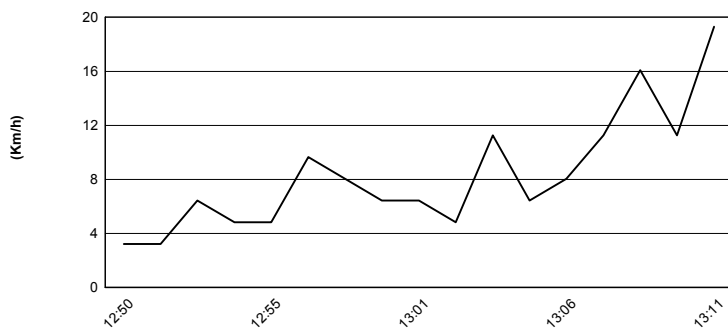
#### Air Pressure



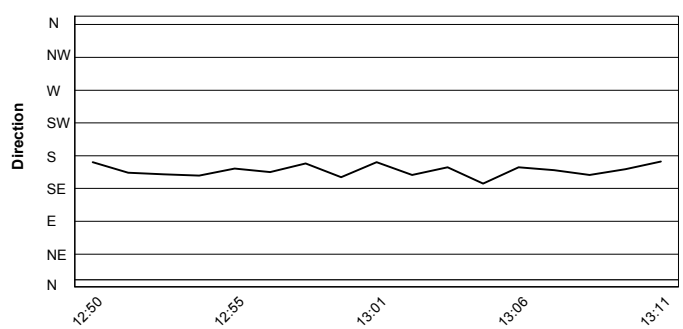
#### Humidity



#### Wind Speed



#### Wind Direction



08/06/2019

These data/results cannot be reproduced, stored and/or transmitted in whole or in part by any manner of electronic, mechanical, photocopying, recording, broadcasting or otherwise now known or herein after developed without the previous express consent by the copyright owner, except for reproduction in daily press and regular printed publications on sale to the public within 60 days of the event related to those data/results and always provided that copyright symbol appears together as follows below.

© DORNA WSBK ORGANIZATION Srl 2019



Official Fuel Supplier



FICR PERUGIA TIMING

Official Tyre Supplier



Official Timekeeper





Jerez 4.423 m

## Acerbis Spanish Round, 7-9 June 2019

### Best Laps & Speeds Gr.B

1 / 2

No.	Rider Bike	Nat	Best Lap		FP1		FP2		FP3		SP	
			LL	SPD	LL	SPD	LL	SPD	LL	SPD	LL	SPD
1	<b>72 V. STEEMAN</b> KTM RC 390 R	NED	<b>1'52.199</b>	39 195,2	1'54.792	13 191,1	1'53.665	11 191,8	1'52.730	5 <b>195,2</b>	1'52.199	10 189,2
2	<b>25 A. VERDOÏA</b> Yamaha YZF-R3	FRA	<b>1'53.530</b>	32 187,6	1'54.436	10 185,4	1'54.337	5 <b>187,6</b>	1'54.500	8 <b>187,6</b>	<b>1'53.530</b>	9 183,5
3	<b>3 M. PEDENEAU</b> Yamaha YZF-R3	FRA	<b>1'53.662</b>	41 190,5	1'54.743	11 185,1	1'55.298	11 189,5	1'54.575	8 <b>190,5</b>	<b>1'53.662</b>	11 181,7
4	<b>95 S. DEROUE</b> Kawasaki Ninja 400	NED	<b>1'53.922</b>	42 194,1	1'54.796	12 189,8	1'54.671	12 <b>194,1</b>	1'54.447	8 193,8	<b>1'53.922</b>	10 186,3
5	<b>97 M. KAPPLER</b> KTM RC 390 R	GER	<b>1'54.053</b>	41 197,6	1'55.890	12 187,3	1'55.332	11 187,3	1'54.350	8 <b>197,6</b>	<b>1'54.053</b>	10 190,5
6	<b>20 D. LOUREIRO</b> Kawasaki Ninja 400	RSA	<b>1'54.122</b>	40 190,5	1'55.635	12 184,8	1'55.250	10 <b>190,5</b>	<b>1'54.122</b>	8 <b>190,5</b>	1'54.614	10 187,3
7	<b>10 U. ORRADRE</b> Yamaha YZF-R3	ESP	<b>1'54.295</b>	40 193,1	1'57.836	9 182,0	1'54.547	14 190,1	1'54.414	8 <b>193,1</b>	<b>1'54.295</b>	9 183,5
8	<b>69 J. BUIS</b> Kawasaki Ninja 400	NED	<b>1'54.352</b>	36 187,6	1'55.557	14 <b>187,6</b>	1'55.020	12 186,9			<b>1'54.352</b>	10 186,3
9	<b>88 B. IERACI</b> Kawasaki Ninja 400	ITA	<b>1'54.489</b>	33 190,5	1'54.791	10 188,8	1'56.440	6 <b>190,5</b>	<b>1'54.489</b>	8 188,8	1'55.197	9 185,1
10	<b>36 B. NEILA</b> Yamaha YZF-R3	ESP	<b>1'54.508</b>	38 189,8	1'57.200	7 182,3	1'55.354	13 185,1	1'55.003	8 <b>189,8</b>	<b>1'54.508</b>	10 184,8
11	<b>65 J. FACCO</b> Yamaha YZF-R3	ITA	<b>1'54.522</b>	42 190,5	1'57.836	12 182,3	1'55.922	12 183,8	1'54.824	8 <b>190,5</b>	<b>1'54.522</b>	10 187,9
12	<b>21 B. SANCHEZ</b> Kawasaki Ninja 400	ESP	<b>1'54.602</b>	38 191,8	1'56.517	13 187,9	1'55.131	12 <b>191,8</b>	<b>1'54.602</b>	7 191,1	2'01.025	6 176,8
13	<b>78 J. FORAY</b> Kawasaki Ninja 400	FRA	<b>1'54.617</b>	44 190,8	1'56.662	14 186,3	1'56.292	12 <b>190,8</b>	<b>1'54.617</b>	8 190,5	1'55.362	10 186,3
14	<b>73 A. CARRIÓN</b> Kawasaki Ninja 400	ESP	<b>1'54.803</b>	40 189,2	1'58.789	8 181,1	1'55.693	14 184,4	<b>1'54.803</b>	8 <b>189,2</b>	1'54.963	10 186,9
15	<b>44 T. BRAMICH</b> Kawasaki Ninja 400	AUS	<b>1'54.833</b>	43 192,5	1'57.695	14 188,5	1'56.172	11 <b>192,5</b>	1'55.295	8 <b>192,5</b>	<b>1'54.833</b>	10 186,9
16	<b>61 Y. OKAYA</b> Kawasaki Ninja 400	JPN	<b>1'54.834</b>	41 188,5	1'54.834	15 187,6	1'56.541	12 <b>188,5</b>	1'56.682	4 <b>188,5</b>	1'55.904	10 185,4
17	<b>27 F. ROVELLI</b> Kawasaki Ninja 400	ITA	<b>1'54.842</b>	39 188,8	1'57.768	9 178,8	1'55.868	12 <b>188,8</b>	1'54.853	8 186,0	<b>1'54.842</b>	10 185,7
18	<b>30 D. BLIN</b> Yamaha YZF-R3	POL	<b>1'54.870</b>	45 191,1	1'57.477	14 180,8	1'56.378	14 <b>191,1</b>	1'54.933	7 190,5	<b>1'54.870</b>	10 187,3
19	<b>85 K. SABATUCCI</b> Yamaha YZF-R3	ITA	<b>1'54.969</b>	42 186,3	1'57.586	11 184,8	1'55.452	13 181,4	1'55.286	8 <b>186,3</b>	<b>1'54.969</b>	10 185,7
20	<b>54 B. SOFUOGLU</b> Kawasaki Ninja 400	TUR	<b>1'55.280</b>	27 191,1	<b>1'55.280</b>	13 187,6	1'57.577	7 189,2	1'55.475	5 <b>191,1</b>	2'19.919	2 174,8
21	<b>35 F. DE BRUIN</b> Yamaha YZF-R3	NED	<b>1'55.357</b>	43 187,9	1'58.668	10 178,8	1'56.205	15 182,6	<b>1'55.357</b>	8 <b>187,9</b>	1'55.789	10 184,8
22	<b>12 R. DORE</b> Yamaha YZF-R3	FRA	<b>1'55.537</b>	45 185,4	1'59.962	14 178,2	1'56.355	14	<b>1'55.537</b>	7 <b>185,4</b>	1'55.864	10 183,8
23	<b>77 V. SCHWARZ</b> Kawasaki Ninja 400	CZE	<b>1'55.999</b>	45 188,2	1'57.851	15 185,1	1'57.092	13 184,8	1'56.127	8 <b>188,2</b>	<b>1'55.999</b>	9 186,6
24	<b>82 J. HYDE</b> Kawasaki Ninja 400	AUS	<b>1'56.397</b>	44 188,2	1'57.464	15 183,5	1'56.725	13 <b>188,2</b>	1'56.478	7 185,4	<b>1'56.397</b>	9 182,9
25	<b>39 J. PEREZ GONZALEZ</b> Kawasaki Ninja 400	ESP	<b>1'56.948</b>	41 186,3	2'00.393	13 182,6	1'57.641	13 185,1	1'57.518	7 185,1	<b>1'56.948</b>	8 <b>186,3</b>

08/06/2019

These data/results cannot be reproduced, stored and/or transmitted in whole or in part by any manner of electronic, mechanical, photocopying, recording, broadcasting or otherwise now known or herein after developed without the previous express consent by the copyright owner, except for reproduction in daily press and regular printed publications on sale to the public within 60 days of the event related to those data/results and always provided that copyright symbol appears together as follows below.

© DORNA WSBK ORGANIZATION Srl 2019





Jerez 4.423 m

## Acerbis Spanish Round, 7-9 June 2019

### Best Laps & Speeds Gr.B

2 / 2

No.	Rider Bike	Nat	Best Lap		FP1		FP2		FP3		SP	
			LL	SPD	LL	SPD	LL	SPD	LL	SPD	LL	SPD
26	93 A. QUINET Honda CBR500R	FRA	1'57.114	44 186,0	2'00.770	14 179,7	1'58.195	13 181,7	1'57.114	8 186,0	1'57.491	9 179,1
27	32 A. PELIKANOVA Kawasaki Ninja 400	CZE	2'00.124	39 186,9	2'04.002	9 185,1	2'01.589	12 184,8	2'00.124	8 186,9	2'00.255	10 180,8

08/06/2019

These data/results cannot be reproduced, stored and/or transmitted in whole or in part by any manner of electronic, mechanical, photocopying, recording, broadcasting or otherwise now known or herein after developed without the previous express consent by the copyright owner, except for reproduction in daily press and regular printed publications on sale to the public within 60 days of the event related to those data/results and always provided that copyright symbol appears together as follows below.

© DORNA WSBK ORGANIZATION Srl 2019



Official Fuel Supplier



PIRELLI

Official Tyre Supplier



Official Timekeeper



Jerez 4.423 m

**Acerbis Spanish Round, 7-9 June 2019**
**Tissot Superpole Combined Results**

No.	Rider	Nat	Team	Bike	Class	FPs	Superpole	Gap	Avg	LL	
1	<b>72</b>	V. STEEMAN	NED	Freudenberg KTM Junior Team	KTM RC 390 R	B	1'52.730	<b>1'52.199</b>		141,916	39
2	<b>42</b>	M. GARCIA	ESP	DS Junior Team	Kawasaki Ninja 400	A	1'53.207	<b>1'52.570</b>	0.371	141,448	28
3	<b>55</b>	G. HENDRA PRATAMA	INA	Semakin Di Depan Biblion Motoxrcing	Yamaha YZF-R3	A	1'53.472	<b>1'52.724</b>	0.525	141,255	33
4	<b>18</b>	M. GONZALEZ	ESP	Kawasaki ParkinGO Team	Kawasaki Ninja 400	A	1'52.623	<b>1'52.756</b>	0.557	141,215	31
5	<b>1</b>	A. CARRASCO	ESP	Kawasaki Provec WorldSSP300	Kawasaki Ninja 400	A	1'53.453	<b>1'52.794</b>	0.595	141,167	33
6	<b>25</b>	A. VERDOÍA	FRA	BCD Yamaha MS Racing	Yamaha YZF-R3	B	1'54.337	<b>1'53.530</b>	1.331	140,252	32
7	<b>28</b>	O. BONOLI	ITA	Team Trasimeno Yamaha	Yamaha YZF-R3	A	1'53.892	<b>1'53.627</b>	1.428	140,132	32
8	<b>3</b>	M. PEDENEAU	FRA	Team MHP Racing-Patrick Pons	Yamaha YZF-R3	B	1'54.575	<b>1'53.662</b>	1.463	140,089	41
9	<b>17</b>	K. MEUFFELS	NED	Freudenberg KTM WorldSSP Team	KTM RC 390 R	A	1'53.935	<b>1'53.728</b>	1.529	140,008	41
10	<b>64</b>	H. DE CANCELLIS	FRA	Team Trasimeno Yamaha	Yamaha YZF-R3	A	1'54.111	<b>1'53.823</b>	1.624	139,891	45
11	<b>71</b>	T. EDWARDS	AUS	Kawasaki ParkinGO Team	Kawasaki Ninja 400	A	1'53.573	<b>1'53.854</b>	1.655	139,853	27
12	<b>15</b>	M. BASTIANELLI	ITA	Prodina IRCOS Kawasaki	Kawasaki Ninja 400	A	1'53.583	<b>1'53.910</b>	1.711	139,784	35
13	<b>95</b>	S. DEROUE	NED	Kawasaki MOTOPOST	Kawasaki Ninja 400	B	1'54.447	<b>1'53.922</b>	1.723	139,769	42
14	<b>41</b>	J. JAHNIG	GER	Freudenberg KTM Junior Team	KTM RC 390 R	A	1'53.263	<b>1'53.954</b>	1.755	139,730	41
15	<b>14</b>	E. DE LA VEGA	FRA	Team MHP Racing-Patrick Pons	Yamaha YZF-R3	A	1'54.452	<b>1'53.980</b>	1.781	139,698	41
16	<b>97</b>	M. KAPPLER	GER	Freudenberg KTM WorldSSP Team	KTM RC 390 R	B	1'54.350	<b>1'54.053</b>	1.854	139,609	41
17	<b>8</b>	M. PEREZ	ESP	Scuderia Maranga Racing	Kawasaki Ninja 400	A	1'53.862	<b>1'54.175</b>	1.976	139,460	30
18	<b>10</b>	U. ORRADRE	ESP	BCD Yamaha MS Racing	Yamaha YZF-R3	B	1'54.414	<b>1'54.295</b>	2.096	139,313	40
19	<b>69</b>	J. BUIS	NED	MTM Racing Team	Kawasaki Ninja 400	B	1'55.020	<b>1'54.352</b>	2.153	139,244	37
20	<b>66</b>	D. OTTEN	NED	MTM Racing Team	Kawasaki Ninja 400	A	1'54.135	<b>1'54.409</b>	2.210	139,174	34
21	<b>16</b>	M. LUNA BAYEN	ESP	Kawasaki GP Project	Kawasaki Ninja 400	A	1'53.932	<b>1'54.413</b>	2.214	139,169	30
22	<b>13</b>	D. IOZZO	RSA	Nutec - RT Motorsports by SKM - Kawasaki	Kawasaki Ninja 400	A	1'54.266	<b>1'54.486</b>	2.287	139,081	37
23	<b>36</b>	B. NEILA	ESP	BCD Yamaha MS Racing	Yamaha YZF-R3	B	1'55.003	<b>1'54.508</b>	2.309	139,054	38
24	<b>65</b>	J. FACCO	ITA	Semakin Di Depan Biblion Motoxrcing	Yamaha YZF-R3	B	1'54.824	<b>1'54.522</b>	2.323	139,037	42
25	<b>6</b>	R. SCHOTMAN	NED	Kawasaki MOTOPOST	Kawasaki Ninja 400	A	1'53.462	<b>1'54.526</b>	2.327	139,032	32
26	<b>20</b>	D. LOUREIRO	RSA	Nutec - RT Motorsports by SKM - Kawasaki	Kawasaki Ninja 400	B	1'54.122	<b>1'54.614</b>	2.415	138,925	40
27	<b>47</b>	F. HERNANDEZ MOYANO	ESP	BCD Yamaha MS Racing	Yamaha YZF-R3	A	1'54.081	<b>1'54.638</b>	2.439	138,896	30
28	<b>7</b>	T. KAWAKAMI	BRA	BCD Yamaha MS Racing	Yamaha YZF-R3	A	1'55.537	<b>1'54.678</b>	2.479	138,848	26
29	<b>22</b>	N. KALININ	UKR	Nutec - RT Motorsports by SKM - Kawasaki	Kawasaki Ninja 400	A	1'53.921	<b>1'54.747</b>	2.548	138,764	34
30	<b>44</b>	T. BRAMICH	AUS	Carl Cox-RT Motorsports by SKM-Kawasaki	Kawasaki Ninja 400	B	1'55.295	<b>1'54.833</b>	2.634	138,660	43
31	<b>27</b>	F. ROVELLI	ITA	Kawasaki ParkinGO Team	Kawasaki Ninja 400	B	1'54.853	<b>1'54.842</b>	2.643	138,650	39
32	<b>30</b>	D. BLIN	POL	Terra e Moto	Yamaha YZF-R3	B	1'54.933	<b>1'54.870</b>	2.671	138,616	45
33	<b>73</b>	A. CARRIÓN	ESP	DEZA - BOX 77 Racing	Kawasaki Ninja 400	B	1'54.803	<b>1'54.963</b>	2.764	138,504	40
34	<b>85</b>	K. SABATUCCI	ITA	Team Trasimeno Yamaha	Yamaha YZF-R3	B	1'55.286	<b>1'54.969</b>	2.770	138,496	42
35	<b>52</b>	O. KÖNIG	CZE	ACCR Czech Talent Team - Willi Race	Kawasaki Ninja 400	A	1'55.012	<b>1'54.991</b>	2.792	138,470	37
36	<b>88</b>	B. IERACI	ITA	Kawasaki GP Project	Kawasaki Ninja 400	B	1'54.489	<b>1'55.197</b>	2.998	138,222	33
37	<b>78</b>	J. FORAY	FRA	Prodina IRCOS Kawasaki	Kawasaki Ninja 400	B	1'54.617	<b>1'55.362</b>	3.163	138,025	44
38	<b>33</b>	K. HARTMANN	FRA	Team MHP Racing-Patrick Pons	Yamaha YZF-R3	A	1'54.644	<b>1'55.465</b>	3.266	137,902	31
39	<b>5</b>	G. ERILL	ESP	DEZA - BOX 77 Racing	Kawasaki Ninja 400	A	1'53.857	<b>1'55.678</b>	3.479	137,648	34
40	<b>11</b>	K. ARDUINI	ITA	2R Racing Team	Kawasaki Ninja 400	A	1'55.151	<b>1'55.704</b>	3.505	137,617	35
41	<b>46</b>	S. DI SORA	FRA	Flembo Leader Team	Kawasaki Ninja 400	A	1'55.415	<b>1'55.757</b>	3.558	137,554	17
42	<b>35</b>	F. DE BRUIN	NED	Team Trasimeno Yamaha	Yamaha YZF-R3	B	1'55.357	<b>1'55.789</b>	3.590	137,516	43
43	<b>12</b>	R. DORE	FRA	Team MHP Racing-Patrick Pons	Yamaha YZF-R3	B	1'55.537	<b>1'55.864</b>	3.665	137,427	45
44	<b>61</b>	Y. OKAYA	JPN	DS Junior Team	Kawasaki Ninja 400	B	1'54.834	<b>1'55.904</b>	3.705	137,379	41
45	<b>77</b>	V. SCHWARZ	CZE	ACCR Czech Talent Team - Willi Race	Kawasaki Ninja 400	B	1'56.127	<b>1'55.999</b>	3.800	137,267	45
46	<b>82</b>	J. HYDE	AUS	2R Racing Team	Kawasaki Ninja 400	B	1'56.478	<b>1'56.397</b>	4.198	136,797	44
47	<b>23</b>	P. GIACOMINI	ITA	Kawasaki GP Project	Kawasaki Ninja 400	A	1'55.809	<b>1'56.666</b>	4.467	136,482	31
48	<b>39</b>	J. PEREZ GONZALEZ	ESP	DS Junior Team	Kawasaki Ninja 400	B	1'57.518	<b>1'56.948</b>	4.749	136,153	41
49	<b>84</b>	K. ALOISI	ITA	DS Junior Team	Kawasaki Ninja 400	A	1'57.479	<b>1'57.085</b>	4.886	135,994	30
50	<b>19</b>	B. MOLINA	CHI	Terra e Moto	Yamaha YZF-R3	A	1'57.854	<b>1'57.265</b>	5.066	135,785	44
51	<b>93</b>	A. QUINET	FRA	TGP Racing	Honda CBR500R	B	1'57.114	<b>1'57.491</b>	5.292	135,524	44
52	<b>9</b>	S. NAUD	FRA	Flembo Leader Team	Kawasaki Ninja 400	A	1'58.303	<b>1'59.084</b>	6.885	133,711	43

08/06/2019

The results are provisional until the end of the time limit for protests and appeals and the completion of the technical checks.

These data/results cannot be reproduced, stored and/or transmitted in whole or in part by any manner of electronic, mechanical, photocopying, recording, broadcasting or otherwise now known or herein after developed without the previous express consent by the copyright owner, except for reproduction in daily press and regular printed publications on sale to the public within 60 days of the event related to those data/results and always provided that copyright symbol appears together as follows below.

© DORNA WSBK ORGANIZATION Srl 2019



Official Fuel Supplier



FKR PERUGIA TIMING

Official Tyre Supplier



Official Timekeeper



Jerez 4.423 m

## Acerbis Spanish Round, 7-9 June 2019

### Tissot Superpole Combined Results

No.	Rider	Nat	Team	Bike	Class	FPs	Superpole	Gap	Avg	LL
53	<b>32</b> A. PELIKANOVA	CZE	Kawasaki GP Project	Kawasaki Ninja 400	B	2'00.124	<b>2'00.255</b>	8.056	132,409	39
54	<b>21</b> B. SANCHEZ	ESP	Scuderia Maranga Racing	Kawasaki Ninja 400	B	1'54.602	<b>2'01.025</b>	8.826	131,566	38
55	<b>54</b> B. SOFUOGLU	TUR	Turkish Puccetti Racing by TSM	Kawasaki Ninja 400	B	1'55.280	<b>2'19.919</b>	27.720	113,800	27

08/06/2019

The results are provisional until the end of the time limit for protests and appeals and the completion of the technical checks.

These data/results cannot be reproduced, stored and/or transmitted in whole or in part by any manner of electronic, mechanical, photocopying, recording, broadcasting or otherwise now known or herein after developed without the previous express consent by the copyright owner, except for reproduction in daily press and regular printed publications on sale to the public within 60 days of the event related to those data/results and always provided that copyright symbol appears together as follows below.

© DORNA WSBK ORGANIZATION Srl 2019



Official Fuel Supplier

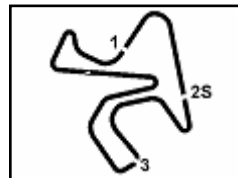


FKR PERUGIA TIMING

Official Tyre Supplier



Official Timekeeper



Jerez 4.423 m

## Acerbis Spanish Round, 7-9 June 2019

### Starting Grid - Last Chance Race

11 Laps x 4,423 km = 48,653 km

1	27 ROVELLI F. Kawasaki 1'54.842	2	30 BLIN D. Yamaha 1'54.870	3	73 CARRIÓN A. Kawasaki 1'54.963	
2	4	85 SABATUCCI K. Yamaha 1'54.969	5	88 IERACI B. Kawasaki 1'55.197	6	78 FORAY J. Kawasaki 1'55.362
3	7	33 HARTMANN K. Yamaha 1'55.465	8	52 KÖNIG O. Kawasaki 1'54.991	9	5 ERILL G. Kawasaki 1'55.678
4	10	11 ARDUINI K. Kawasaki 1'55.704	11	46 DI SORA S. Kawasaki 1'55.757	12	35 DE BRUIN F. Yamaha 1'55.789
5	13	12 DORE R. Yamaha 1'55.864	14	61 OKAYA Y. Kawasaki 1'55.904	15	77 SCHWARZ V. Kawasaki 1'55.999
6	16	82 HYDE J. Kawasaki 1'56.397	17	23 GIACOMINI P. Kawasaki 1'56.666	18	39 PEREZ GONZALEZ J Kawasaki 1'56.948
7	19	84 ALOISI K. Kawasaki 1'57.085	20	19 MOLINA B. Yamaha 1'57.265	21	93 QUINET A. Honda 1'57.491
8	22	9 NAUD S. Kawasaki 1'59.084	23	32 PELIKANOVA A. Kawasaki 2'00.255	24	21 SANCHEZ B. Kawasaki 2'01.025
9	25	54 SOFUOGLU B. Kawasaki 2'19.919				

N.32 (Pelikanova A.), 21 (Sanchez B.) and 54 (Sofuoglu B.) is allowed to start the race according to Art. 1.15.6 (FPs)  
N.52 (Konig O.) has been demoted by 3 grid positions according to Art. 1.21.2

08/06/2019 The Race Director .....

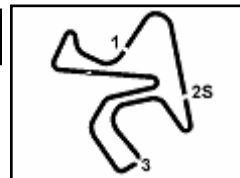
\* = Penalized

These data/results cannot be reproduced, stored and/or transmitted in whole or in part by any manner of electronic, mechanical, photocopying, recording, broadcasting or otherwise now known or herein after developed without the previous express consent by the copyright owner, except for reproduction in daily press and regular printed publications on sale to the public within 60 days of the event related to those data/results and always provided that copyright symbol appears together as follows below.

© DORNA WSBK ORGANIZATION Srl 2019







Jerez 4.423 m

## Acerbis Spanish Round, 7-9 June 2019

### Tissot Superpole Ranking

	2017	2018	2019
<b>01 Motorland Aragon</b>	Deroue (Ned) Kaw 2'12.712 (137,7 Km/h)	Perez (Esp) Kaw 2'07.938 (142,9 Km/h)	Gonzalez (Esp) Kaw 2'06.938 (144,0 Km/h)
<b>02 TT Circuit Assen</b>	Sanchez (Esp) Yam 1'53.814 (143,7 Km/h)	Perez (Esp) Kaw 1'50.165 (148,4 Km/h)	Hendra Pratama (Ina) Yam 1'51.475 (146,7 Km/h)
<b>03 Autodromo Internazionale Enzo e Dino</b>	Perez (Esp) Hon 2'10.115 (136,6 Km/h)	Carrasco (Esp) Kaw 2'07.076 (139,8 Km/h)	Perez (Esp) Kaw 2'06.351 (140,6 Km/h)
<b>04 Circuito de Jerez Ángel Nieto</b>	Garcia (Esp) Yam 1'54.947 (138,5 Km/h)		Steeman (Ned) Ktm 1'52.199 (141,9 Km/h)
<b>05 Misano World Circuit "Marco Simoncelli"</b>	Perez (Esp) Hon 1'52.490 (135,2 Km/h)	Hendra Pratama (Ina) Yam 1'50.517 (137,7 Km/h)	
<b>06 Donington Park</b>	Coppola (Ita) Yam 1'46.150 (136,4 Km/h)	Carrasco (Esp) Kaw 1'42.758 (140,9 Km/h)	
<b>07 Autódromo Internacional do Algarve</b>	Coppola (Ita) Yam 2'00.128 (137,6 Km/h)	Edwards (Aus) Kaw 1'56.877 (141,4 Km/h)	
<b>08 Circuit de Nevers Magny-Cours</b>	Muel (Fra) Yam 2'16.866 (116,0 Km/h)	Deroue (Ned) Kaw 1'54.034 (139,3 Km/h)	
<b>09 Losail International Circuit</b>			

### 2019

- 1 V. Steeman
- 1 M. Gonzalez
- 1 G. Hendra Pratama
- 1 M. Perez

### ALL TIMES

- 5 M. Perez
- 3 A. Coppola
- 3 G. Hendra Pratama
- 2 A. Carrasco
- 2 S. Deroue
- 1 B. Sanchez
- 1 M. Garcia
- 1 A. Muel
- 1 T. Edwards
- 1 M. Gonzalez
- 1 V. Steeman

08/06/2019

These data/results cannot be reproduced, stored and/or transmitted in whole or in part by any manner of electronic, mechanical, photocopying, recording, broadcasting or otherwise now known or herein after developed without the previous express consent by the copyright owner, except for reproduction in daily press and regular printed publications on sale to the public within 60 days of the event related to those data/results and always provided that copyright symbol appears together as follows below.

© DORNA WSBK ORGANIZATION Srl 2019



Official Fuel Supplier

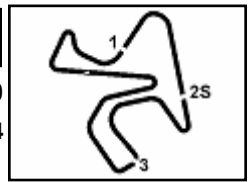


FKR PERUGIA TIMING

Official Tyre Supplier



Official Timekeeper



## Acerbis Spanish Round, 7-9 June 2019

### Tissot Superpole Award

Jerez 4.423 m

	Points	Points From First	Points From Previous	April 7 ARAGON	April 14 ASSEN	May 12 IMOLA	June 8 JEREZ 1	June 9 JEREZ 2	June 23 MISANO	July 7 DONINGTON PARK	September 8 PORTIMAO	September 29 MAGNY COURS	October 26 LOSAIL						
1 GONZALEZ Manuel (ESP)	29			12	9	2	6												
2 HENDRA PRATAMA Galang (INA)	28	1		9	12		7												
3 DE CANCELLIS Hugo (FRA)	22	7	6	7	6	9													
4 PEREZ Mika (ESP)	19	10	3		7	12													
5 STEEMAN Victor (NED)	14	15	5	2			12												
6 CARRASCO Ana (ESP)	12	17	2			7	5												
7 VERDOÑA Andy (FRA)	12	17	0	5		3	4												
8 GARCIA Marc (ESP)	9	20	3				9												
9 BONOLI Omar (ITA)	8	21	1		5		3												
10 JAHNIG Jan-Ole (GER)	7	22	1	1	2	4													
11 IERACI Bruno (ITA)	6	23	1			6													
12 LUNA BAYEN Marc (ESP)	6	23	0	6															
13 HERNANDEZ MOYANO Ferran (ESP)	5	24	1			5													
14 DEROUE Scott (NED)	5	24	0		4	1													
15 PEDENEAU Mateo (FRA)	5	24	0	3			2												
16 ERILL Guillem (ESP)	4	25	1	4															
17 KALININ Nick (UKR)	3	26	1		3														
18 MEUFFELS Koen (NED)	1	28	2				1												
19 SANCHEZ Borja (ESP)	1	28	0		1														

08/06/2019 Odd points columns: Tissot Superpole Even points columns: Tissot Superpole Race

These data/results cannot be reproduced, stored and/or transmitted in whole or in part by any manner of electronic, mechanical, photocopying, recording, broadcasting or otherwise now known or herein after developed without the previous express consent by the copyright owner, except for reproduction in daily press and regular printed publications on sale to the public within 60 days of the event related to those data/results and always provided that copyright symbol appears together as follows below.

© DORNA WSBK ORGANIZATION Srl 2019

