

Magny-Cours 4.411 m

## Pirelli French Round, 27-29 September 2019

### Free Practices Combined Results after FP2

No.	Rider	Nat	Team	Bike	Class	FP1	FP2	FP3	Time	Gap	Rel.	Avg	LL
1	<b>60 M. VAN DER MARK</b>	NED	Pata Yamaha WorldSBK Team	Yamaha YZF R1		<b>1'51.852</b>			<b>1'51.852</b>			141,970	10
2	<b>91 L. HASLAM</b>	GBR	Kawasaki Racing Team WorldSBK	Kawasaki ZX-10RR		<b>1'52.075</b>	1'55.679		<b>1'52.075</b>	0.223	0.223	141,687	25
3	<b>33 M. MELANDRI</b>	ITA	GRT Yamaha WorldSBK	Yamaha YZF R1	IND	<b>1'52.647</b>	2'03.843		<b>1'52.647</b>	0.795	0.572	140,968	23
4	<b>36 L. MERCADO</b>	ARG	Orelac Racing VerdNatura	Kawasaki ZX-10RR	IND	<b>1'52.720</b>	2'21.062		<b>1'52.720</b>	0.868	0.073	140,877	18
5	<b>76 L. BAZ</b>	FRA	Ten Kate Racing - Yamaha	Yamaha YZF R1	IND	<b>1'52.820</b>	1'57.053		<b>1'52.820</b>	0.968	0.100	140,752	27
6	<b>52 A. DELBIANCO</b>	ITA	Althea Mie Racing Team	Honda CBR1000RR	IND	<b>1'52.905</b>	2'00.279		<b>1'52.905</b>	1.053	0.085	140,646	32
7	<b>1 J. REA</b>	GBR	Kawasaki Racing Team WorldSBK	Kawasaki ZX-10RR		<b>1'52.926</b>	1'54.548		<b>1'52.926</b>	1.074	0.021	140,620	12
8	<b>22 A. LOWES</b>	GBR	Pata Yamaha WorldSBK Team	Yamaha YZF R1		<b>1'52.945</b>			<b>1'52.945</b>	1.093	0.019	140,596	11
9	<b>21 M. RINALDI</b>	ITA	BARNI Racing Team	Ducati Panigale V4 R	IND	<b>1'53.006</b>	1'59.782		<b>1'53.006</b>	1.154	0.061	140,520	28
10	<b>50 E. LAVERTY</b>	IRL	Team GoEleven	Ducati Panigale V4 R	IND	<b>1'53.224</b>			<b>1'53.224</b>	1.372	0.218	140,249	10
11	<b>2 L. CAMIER</b>	GBR	Moriwaki Althea Honda Team	Honda CBR1000RR		<b>1'53.509</b>	1'57.957		<b>1'53.509</b>	1.657	0.285	139,897	19
12	<b>54 T. RAZGATLIOGLU</b>	TUR	Turkish Puccetti Racing	Kawasaki ZX-10RR	IND	<b>1'54.029</b>	1'58.776		<b>1'54.029</b>	2.177	0.520	139,259	23
13	<b>19 A. BAUTISTA</b>	ESP	ARUBA.IT Racing - Ducati	Ducati Panigale V4 R		<b>1'54.091</b>			<b>1'54.091</b>	2.239	0.062	139,184	11
14	<b>7 C. DAVIES</b>	GBR	ARUBA.IT Racing - Ducati	Ducati Panigale V4 R		<b>1'54.133</b>			<b>1'54.133</b>	2.281	0.042	139,132	8
15	<b>23 R. KIYONARI</b>	JPN	Moriwaki Althea Honda Team	Honda CBR1000RR		<b>1'54.141</b>	1'56.808		<b>1'54.141</b>	2.289	0.008	139,123	26
16	<b>81 J. TORRES</b>	ESP	Team Pedercini Racing	Kawasaki ZX-10RR	IND	<b>1'54.159</b>	2'02.000		<b>1'54.159</b>	2.307	0.018	139,101	24
17	<b>20 S. BARRIER</b>	FRA	Brixx Performance	Ducati Panigale V4 R	IND	<b>1'54.307</b>	2'01.408		<b>1'54.307</b>	2.455	0.148	138,921	26
18	<b>66 T. SYKES</b>	GBR	BMW Motorrad WorldSBK Team	BMW S1000 RR		<b>1'54.444</b>	1'54.777		<b>1'54.444</b>	2.592	0.137	138,754	21
19	<b>11 S. CORTESE</b>	GER	GRT Yamaha WorldSBK	Yamaha YZF R1	IND	<b>1'56.616</b>	2'09.008		<b>1'56.616</b>	4.764	2.172	136,170	19
20	<b>28 M. REITERBERGER</b>	GER	BMW Motorrad WorldSBK Team	BMW S1000 RR		<b>1'56.961</b>	1'58.658		<b>1'56.961</b>	5.109	0.345	135,768	32

27/09/2019

These data/results cannot be reproduced, stored and/or transmitted in whole or in part by any manner of electronic, mechanical, photocopying, recording, broadcasting or otherwise now known or herein after developed without the previous express consent by the copyright owner, except for reproduction in daily press and regular printed publications on sale to the public within 60 days of the event related to those data/results and always provided that copyright symbol appears together as follows below.

© DORNA WSBK ORGANIZATION Srl 2019

PIRELLI PERUGIA TIMING



Official Tyre Supplier



Official Timekeeper



Magny-Cours 4.411 m

1 / 2

## Pirelli French Round, 27-29 September 2019

### Results Free Practice 2nd Session

No.	Rider	Nat	Team	Bike	Class	Time	Gap	Rel.	Laps	Speed	
										Avg	Max
1	1 J. REA	GBR	Kawasaki Racing Team WorldSBK	Kawasaki ZX-10RR		<b>1'54.548</b>			7	138,628	<b>266,0</b>
2	66 T. SYKES	GBR	BMW Motorrad WorldSBK Team	BMW S1000 RR		<b>1'54.777</b>	0.229	0.229	10	138,352	<b>268,7</b>
3	91 L. HASLAM	GBR	Kawasaki Racing Team WorldSBK	Kawasaki ZX-10RR		<b>1'55.679</b>	1.131	0.902	15	137,273	<b>270,0</b>
4	23 R. KIYONARI	JPN	Moriwaki Althea Honda Team	Honda CBR1000RR		<b>1'56.808</b>	2.260	1.129	9	135,946	<b>246,0</b>
5	76 L. BAZ	FRA	Ten Kate Racing - Yamaha	Yamaha YZF R1	IND	<b>1'57.053</b>	2.505	0.245	9	135,662	<b>257,1</b>
6	2 L. CAMIER	GBR	Moriwaki Althea Honda Team	Honda CBR1000RR		<b>1'57.957</b>	3.409	0.904	7	134,622	<b>261,5</b>
7	28 M. REITERBERGER	GER	BMW Motorrad WorldSBK Team	BMW S1000 RR		<b>1'58.658</b>	4.110	0.701	16	133,827	<b>258,4</b>
8	54 T. RAZGATLIOGLU	TUR	Turkish Puccetti Racing	Kawasaki ZX-10RR	IND	<b>1'58.776</b>	4.228	0.118	9	133,694	<b>252,3</b>
9	21 M. RINALDI	ITA	BARNI Racing Team	Ducati Panigale V4 R	IND	<b>1'59.782</b>	5.234	1.006	8	132,571	<b>226,4</b>
10	52 A. DELBIANCO	ITA	Althea Mie Racing Team	Honda CBR1000RR	IND	<b>2'00.279</b>	5.731	0.497	14	132,023	<b>251,7</b>
11	20 S. BARRIER	FRA	Brixx Performance	Ducati Panigale V4 R	IND	<b>2'01.408</b>	6.860	1.129	10	130,795	<b>243,2</b>
12	81 J. TORRES	ESP	Team Pedercini Racing	Kawasaki ZX-10RR	IND	<b>2'02.000</b>	7.452	0.592	7	130,161	<b>244,3</b>
----- Out 107% in this Session -----											
13	33 M. MELANDRI	ITA	GRT Yamaha WorldSBK	Yamaha YZF R1	IND	<b>2'03.843</b>	9.295	1.843	5	128,224	<b>244,3</b>
14	11 S. CORTESE	GER	GRT Yamaha WorldSBK	Yamaha YZF R1	IND	<b>2'09.008</b>	14.460	5.165	8	123,090	<b>264,1</b>
15	36 L. MERCADO	ARG	Orelac Racing VerdNatura	Kawasaki ZX-10RR	IND	<b>2'21.062</b>	26.514	12.054	2	112,572	<b>225,5</b>
16	7 C. DAVIES	GBR	ARUBA.IT Racing - Ducati	Ducati Panigale V4 R					0		
17	19 A. BAUTISTA	ESP	ARUBA.IT Racing - Ducati	Ducati Panigale V4 R					0		
18	22 A. LOWES	GBR	Pata Yamaha WorldSBK Team	Yamaha YZF R1					0		
19	50 E. LAVERTY	IRL	Team GoEleven	Ducati Panigale V4 R	IND				0		
20	60 M. VAN DER MARK	NED	Pata Yamaha WorldSBK Team	Yamaha YZF R1					0		

Qualifying Lap Time (107% of 1'54.548): 2'02.567

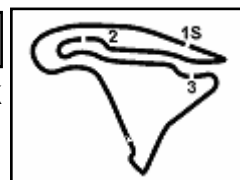
AIR	Humidity:	90%	Temp:	15°C
TRACK	Condition:	Wet	Temp:	18°C

Records	Pole	(SP2)	2018 T.Sykes	1'35.696	165,940	Km/h
	Race	(RC1)	2018 J.Rea	1'37.152	163,450	Km/h
	All Times	(SP2)	2018 T.Sykes	1'35.696	165,940	Km/h

Start 27/09/2019 15:00 End 15:52 The results are provisional until the end of the time limit for protests and appeals and the completion of the technical checks.

These data/results cannot be reproduced, stored and/or transmitted in whole or in part by any manner of electronic, mechanical, photocopying, recording, broadcasting or otherwise now known or herein after developed without the previous express consent by the copyright owner, except for reproduction in daily press and regular printed publications on sale to the public within 60 days of the event related to those data/results and always provided that copyright symbol appears together as follows below.

© DORNA WSBK ORGANIZATION Srl 2019


**Pirelli French Round, 27-29 September 2019**
**Results Free Practice 2nd Session**
**Session Highlights**

Local Time	No. Rider	Description
14.55.52		WET PRACTICE - LIGHTS ON
15.00.00		Start
15.00.32		WorldSBK Pit Intervention Time: 45secs
15.06.29	36 L. MERCADO	Current Lap Cancelled - Exceeded Track Limits - Turn 6
15.09.10	91 L. HASLAM	Current Lap Cancelled - Exceeded Track Limits - Turn 6
15.16.21	76 L. BAZ	Current Lap Cancelled - Exceeded Track Limits - Turn 6
15.27.50	91 L. HASLAM	Current Lap Cancelled - Exceeded Track Limits - Turn 6
15.30.03	1 J. REA	On the Gravel - Re-Joined - Turn 3
15.37.15	11 S. CORTESE	Crashed - Turn 5
15.39.50	2 L. CAMIER	Current Lap Cancelled - Exceeded Track Limits - Turn 6
15.42.20	52 A. DELBIANCO	Current Lap Cancelled - Exceeded Track Limits - Turn 11
15.52.16		End Of Session

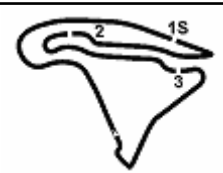
**Fastest Laps Sequence**

No.	Rider	Nat	Team	Bike	Local Time	Time	Gap	Avg
91	L. HASLAM	GBR	Kawasaki Racing Team WorldSBK	Kawasaki ZX-10RR	15:04'11.249	<b>2'00.618</b>		131,652
91	L. HASLAM	GBR	Kawasaki Racing Team WorldSBK	Kawasaki ZX-10RR	15:06'11.641	<b>2'00.392</b>	-0.226	131,899
91	L. HASLAM	GBR	Kawasaki Racing Team WorldSBK	Kawasaki ZX-10RR	15:08'11.609	<b>1'59.968</b>	-0.424	132,365
28	M. REITERBERGER	GER	BMW Motorrad WorldSBK Team	BMW S1000 RR	15:14'52.109	<b>1'59.781</b>	-0.187	132,572
76	L. BAZ	FRA	Ten Kate Racing - Yamaha	Yamaha YZF R1	15:19'24.142	<b>1'58.252</b>	-1.529	134,286
76	L. BAZ	FRA	Ten Kate Racing - Yamaha	Yamaha YZF R1	15:21'21.195	<b>1'57.053</b>	-1.199	135,662
1	J. REA	GBR	Kawasaki Racing Team WorldSBK	Kawasaki ZX-10RR	15:29'28.688	<b>1'56.347</b>	-0.706	136,485
1	J. REA	GBR	Kawasaki Racing Team WorldSBK	Kawasaki ZX-10RR	15:33'35.618	<b>1'54.548</b>	-1.799	138,628

27/09/2019      Start      End      The results are provisional until the end of the time limit for protests and appeals and the completion of the technical checks.

These data/results cannot be reproduced, stored and/or transmitted in whole or in part by any manner of electronic, mechanical, photocopying, recording, broadcasting or otherwise now known or herein after developed without the previous express consent by the copyright owner, except for reproduction in daily press and regular printed publications on sale to the public within 60 days of the event related to those data/results and always provided that copyright symbol appears together as follows below.

© DORNA WSBK ORGANIZATION Srl 2019



Magny-Cours 4.411 m

## Pirelli French Round, 27-29 September 2019 Best Sectors & Speed Free Practice 2nd Session

**BEST LAP**

1	1 J. REA	Kawasaki ZX-10RR	1'54.548
2	66 T. SYKES	BMW S1000 RR	1'54.777
3	91 L. HASLAM	Kawasaki ZX-10RR	1'55.679
4	23 R. KIYONARI	Honda CBR1000RR	1'56.808
5	76 L. BAZ	Yamaha YZF R1	1'57.053
6	2 L. CAMIER	Honda CBR1000RR	1'57.957
7	28 M. REITERBERGER	BMW S1000 RR	1'58.658
8	54 T. RAZGATLIOGLU	Kawasaki ZX-10RR	1'58.776
9	21 M. RINALDI	Ducati Panigale V4 R	1'59.782
10	52 A. DELBIANCO	Honda CBR1000RR	2'00.279
11	20 S. BARRIER	Ducati Panigale V4 R	2'01.408
12	81 J. TORRES	Kawasaki ZX-10RR	2'02.000
13	33 M. MELANDRI	Yamaha YZF R1	2'03.843
14	11 S. CORTESE	Yamaha YZF R1	2'09.008
15	36 L. MERCADO	Kawasaki ZX-10RR	2'21.062
16	7 C. DAVIES	Ducati Panigale V4 R	
17	19 A. BAUTISTA	Ducati Panigale V4 R	
18	22 A. LOWES	Yamaha YZF R1	
19	50 E. LAVERTY	Ducati Panigale V4 R	
20	60 M. VAN DER MARK	Yamaha YZF R1	

**SPEED**

1	91 L. HASLAM	Kawasaki ZX-10RR	270,0
2	66 T. SYKES	BMW S1000 RR	268,7
3	1 J. REA	Kawasaki ZX-10RR	266,0
4	11 S. CORTESE	Yamaha YZF R1	264,1
5	2 L. CAMIER	Honda CBR1000RR	261,5
6	28 M. REITERBERGER	BMW S1000 RR	258,4
7	76 L. BAZ	Yamaha YZF R1	257,1
8	54 T. RAZGATLIOGLU	Kawasaki ZX-10RR	252,3
9	52 A. DELBIANCO	Honda CBR1000RR	251,7
10	23 R. KIYONARI	Honda CBR1000RR	246,0
11	81 J. TORRES	Kawasaki ZX-10RR	244,3
12	33 M. MELANDRI	Yamaha YZF R1	244,3
13	20 S. BARRIER	Ducati Panigale V4 R	243,2
14	21 M. RINALDI	Ducati Panigale V4 R	226,4
15	36 L. MERCADO	Kawasaki ZX-10RR	225,5

**SEG. 1**

1	1 J. REA	34.072
2	23 R. KIYONARI	34.210
3	66 T. SYKES	34.466
4	91 L. HASLAM	34.647
5	2 L. CAMIER	34.654
6	76 L. BAZ	34.907
7	28 M. REITERBERGER	35.149
8	20 S. BARRIER	35.383
9	21 M. RINALDI	35.475
10	54 T. RAZGATLIOGLU	35.527
11	33 M. MELANDRI	35.903
12	52 A. DELBIANCO	36.045
13	81 J. TORRES	36.138
14	11 S. CORTESE	37.977
15	36 L. MERCADO	38.427

**SEG. 2**

1	66 T. SYKES	25.094
2	1 J. REA	25.189
3	91 L. HASLAM	25.549
4	76 L. BAZ	25.799
5	28 M. REITERBERGER	25.970
6	52 A. DELBIANCO	26.056
7	23 R. KIYONARI	26.089
8	2 L. CAMIER	26.117
9	54 T. RAZGATLIOGLU	26.198
10	33 M. MELANDRI	26.387
11	20 S. BARRIER	26.529
12	81 J. TORRES	26.619
13	21 M. RINALDI	26.786
14	11 S. CORTESE	27.668
15	36 L. MERCADO	31.907

**SEG. 3**

1	1 J. REA	26.388
2	91 L. HASLAM	26.391
3	66 T. SYKES	26.495
4	2 L. CAMIER	26.941
5	76 L. BAZ	26.992
6	23 R. KIYONARI	26.994
7	28 M. REITERBERGER	27.439
8	54 T. RAZGATLIOGLU	27.466
9	21 M. RINALDI	27.613
10	33 M. MELANDRI	27.922
11	20 S. BARRIER	27.994
12	52 A. DELBIANCO	28.014
13	81 J. TORRES	28.042
14	11 S. CORTESE	30.196
15	36 L. MERCADO	32.252

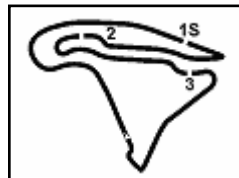
**SEG. 4**

1	66 T. SYKES	28.722
2	1 J. REA	28.818
3	91 L. HASLAM	28.976
4	76 L. BAZ	29.355
5	54 T. RAZGATLIOGLU	29.507
6	23 R. KIYONARI	29.515
7	2 L. CAMIER	29.675
8	21 M. RINALDI	29.802
9	28 M. REITERBERGER	29.948
10	52 A. DELBIANCO	30.008
11	20 S. BARRIER	30.146
12	33 M. MELANDRI	30.869
13	81 J. TORRES	31.201
14	11 S. CORTESE	32.724
15	36 L. MERCADO	34.164

27/09/2019

These data/results cannot be reproduced, stored and/or transmitted in whole or in part by any manner of electronic, mechanical, photocopying, recording, broadcasting or otherwise now known or herein after developed without the previous express consent by the copyright owner, except for reproduction in daily press and regular printed publications on sale to the public within 60 days of the event related to those data/results and always provided that copyright symbol appears together as follows below.

© DORNA WSBK ORGANIZATION Srl 2019



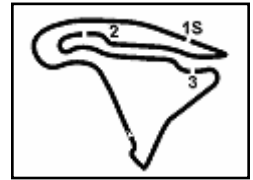
Magny-Cours 4.411 m

## Pirelli French Round, 27-29 September 2019

### Ideal Times Free Practice 2nd Session

No.	Rider	Nat	Bike	Seg. 1	Seg. 2	Seg. 3	Seg. 4	Ideal Time		
				Diff. 1	Diff. 2	Diff. 3	Diff. 4	Best Lap	Pos.	Diff.
1	1 J. REA	GBR	Kawasaki ZX-10RR	34.072 +0.081	25.189	26.388	28.818	<b>1'54.467</b> 1'54.548	1	0.081
2	66 T. SYKES	GBR	BMW S1000 RR	34.466	25.094	26.495	28.722	<b>1'54.777</b> 1'54.777	2	
3	91 L. HASLAM	GBR	Kawasaki ZX-10RR	34.647	25.549	26.391	28.976 +0.116	<b>1'55.563</b> 1'55.679	3	0.116
4	23 R. KIYONARI	JPN	Honda CBR1000RR	34.210	26.089	26.994	29.515	<b>1'56.808</b> 1'56.808	4	
5	76 L. BAZ	FRA	Yamaha YZF R1	34.907	25.799	26.992	29.355	<b>1'57.053</b> 1'57.053	5	
6	2 L. CAMIER	GBR	Honda CBR1000RR	34.654 +0.127	26.117 +0.443	26.941	29.675	<b>1'57.387</b> 1'57.957	6	0.570
7	28 M. REITERBERGER	GER	BMW S1000 RR	35.149 +0.097	25.970	27.439 +0.032	29.948 +0.023	<b>1'58.506</b> 1'58.658	7	0.152
8	54 T. RAZGATLIOGLU	TUR	Kawasaki ZX-10RR	35.527	26.198 +0.078	27.466	29.507	<b>1'58.698</b> 1'58.776	8	0.078
9	21 M. RINALDI	ITA	Ducati Panigale V4 R	35.475	26.786	27.613 +0.106	29.802	<b>1'59.676</b> 1'59.782	9	0.106
10	20 S. BARRIER	FRA	Ducati Panigale V4 R	35.383 +0.481	26.529 +0.475	27.994 +0.400	30.146	<b>2'00.052</b> 2'01.408	11	1.356
11	52 A. DELBIANCO	ITA	Honda CBR1000RR	36.045	26.056	28.014	30.008 +0.156	<b>2'00.123</b> 2'00.279	10	0.156
12	33 M. MELANDRI	ITA	Yamaha YZF R1	35.903 +1.060	26.387 +0.853	27.922 +0.849	30.869	<b>2'01.081</b> 2'03.843	13	2.762
13	81 J. TORRES	ESP	Kawasaki ZX-10RR	36.138	26.619	28.042	31.201	<b>2'02.000</b> 2'02.000	12	
14	11 S. CORTESE	GER	Yamaha YZF R1	37.977 +0.411	27.668	30.196 +0.032	32.724	<b>2'08.565</b> 2'09.008	14	0.443
15	36 L. MERCADO	ARG	Kawasaki ZX-10RR	38.427 +2.048	31.907 +0.082	32.252 +2.182	34.164	<b>2'16.750</b> 2'21.062	15	4.312
	7 C. DAVIES	GBR	Ducati Panigale V4 R	One or more sectors missing						
	19 A. BAUTISTA	ESP	Ducati Panigale V4 R	One or more sectors missing						
	22 A. LOWES	GBR	Yamaha YZF R1	One or more sectors missing						
	50 E. LAVERTY	IRL	Ducati Panigale V4 R	One or more sectors missing						
	60 M. VAN DER MARK	NED	Yamaha YZF R1	One or more sectors missing						
<b>Overall Ideal Time</b>				34.072	25.094	26.388	28.722	<b>1'54.276</b>		

27/09/2019  
These data/results cannot be reproduced, stored and/or transmitted in whole or in part by any manner of electronic, mechanical, photocopying, recording, broadcasting or otherwise now known or herein after developed without the previous express consent by the copyright owner, except for reproduction in daily press and regular printed publications on sale to the public within 60 days of the event related to those data/results and always provided that copyright symbol appears together as follows below.  
© DORNA WSBK ORGANIZATION Srl 2019



## Pirelli French Round, 27-29 September 2019 Chronological Analysis Free Practice 2nd Session

Magny-Cours 4.411 m

1 / 2

1° 1 J. REA (1'54.548)							
Lap	Seg.1	Seg.2	Seg.3	Seg.4	Lap Time	km/h	Local Time
1		27.143	28.283	30.009	243,2	15:27'32.341	
2	35.174	25.634	26.558	28.981	1'56.347	252,9	15:29'28.688
3	50.289	26.157	26.724	29.212	2'12.382	221,8	15:31'41.070
4	34.153	<b>25.189</b>	<b>26.388</b>	<b>28.818</b>	<b>1'54.548</b>	253,5	15:33'35.618
5	<b>34.072</b>	25.444	26.467	30.519	1'56.502P	<b>266,0</b>	15:35'32.120
6	7'47.496	26.358	27.147	29.119	9'10.120P	260,2	15:44'42.240
7	34.313	25.384	26.513	29.040	1'55.250	257,8	15:46'37.490
8	35.309	25.422	26.739	30.528	1'57.998P	254,7	15:48'35.488

4	36.113	26.269	27.912	30.598	2'00.892	252,3	15:08'46.018
5	35.775	26.327	27.899	31.464	2'01.465P	254,7	15:10'47.483
6	5'10.660	27.880	29.243	30.624	6'38.407CP	232,3	15:17'25.890
7	35.656	25.806	27.181	29.609	1'58.252	<b>257,1</b>	15:19'24.142
8	<b>34.907</b>	<b>25.799</b>	<b>26.992</b>	<b>29.355</b>	<b>1'57.053</b>	247,1	15:21'21.195
9	37.539	27.404	29.419	32.863	2'07.225P	220,9	15:23'28.420
10	25'58.018	27.738	28.994	31.710	27'26.460P	232,3	15:50'54.880

2° 66 T. SYKES (1'54.777)							
Lap	Seg.1	Seg.2	Seg.3	Seg.4	Lap Time	km/h	Local Time
1		28.536	29.787	31.953	193,9	15:04'31.567	
2	37.666	26.895	28.799	33.656	2'07.016P	242,7	15:06'38.583
3	22'37.513	28.368	29.850	32.900	24'08.631P	220,9	15:30'47.214
4	37.122	26.662	28.471	30.741	2'02.996	233,8	15:32'50.210
5	35.693	25.729	27.338	29.787	1'58.547	253,5	15:34'48.757
6	37.358	32.730	28.109	30.511	2'08.708	240,5	15:36'57.465
7	34.844	25.896	27.016	29.312	1'57.068	262,1	15:38'54.533
8	35.753	26.060	27.644	33.408	2'02.865	247,1	15:40'57.399
9	34.738	25.340	26.616	29.007	1'55.701	259,0	15:42'53.099
10	<b>34.466</b>	<b>25.094</b>	<b>26.495</b>	<b>28.722</b>	<b>1'54.777</b>	<b>268,7</b>	15:44'47.876
11	34.502	25.135	26.748	31.903	1'58.288P	260,2	15:46'46.164

6° 2 L. CAMIER (1'57.957)							
Lap	Seg.1	Seg.2	Seg.3	Seg.4	Lap Time	km/h	Local Time
1		29.153	31.282	31.558	207,7	15:30'54.256	
2	36.130	26.922	27.803	30.712	2'01.567	244,9	15:32'55.823
3	35.187	26.364	27.164	30.441	1'59.156	248,3	15:34'54.979
4	34.991	26.760	27.059	29.809	1'58.619	250,0	15:36'53.598
5	34.781	26.560	<b>26.941</b>	<b>29.675</b>	<b>1'57.957</b>	244,3	15:38'51.555
6	<b>34.654</b>	27.584	31.054	33.366	2'06.658CP	<b>261,5</b>	15:40'58.213
7	6'05.907	27.000	27.454	32.915	7'33.276P	235,3	15:48'31.489
8	34.659	<b>26.117</b>	27.274	29.977	1'58.027	250,0	15:50'29.516

3° 91 L. HASLAM (1'55.679)							
Lap	Seg.1	Seg.2	Seg.3	Seg.4	Lap Time	km/h	Local Time
1		27.695	29.390	31.395	241,6	15:02'10.631	
2	36.018	26.526	27.959	30.115	2'00.618	259,0	15:04'11.249
3	35.905	26.395	27.874	30.218	2'00.392	261,5	15:06'11.641
4	36.046	25.863	27.713	30.346	1'59.968	266,0	15:08'11.609
5	36.195	26.801	30.253	33.566	2'06.815CP	264,1	15:10'18.424
6	15'08.099	26.976	28.401	30.726	16'34.202P	244,9	15:26'52.626
7	35.392	25.889	27.624	29.928	1'58.833C	<b>270,0</b>	15:28'51.459
8	35.402	26.516	27.484	29.910	1'59.312	257,1	15:30'50.771
9	35.252	25.916	27.800	31.112	2'00.080	261,5	15:32'50.851
10	35.377	26.201	27.642	29.897	1'59.117	256,5	15:34'49.968
11	35.071	25.730	26.999	29.617	1'57.417	265,4	15:36'47.385
12	35.445	28.115	28.402	32.841	2'04.803P	209,3	15:38'52.188
13	4'08.357	26.898	27.971	30.128	5'33.354P	248,3	15:44'25.542
14	35.529	25.871	27.364	29.542	1'58.306	257,8	15:46'23.848
15	34.708	25.729	26.434	<b>28.976</b>	1'55.847	262,1	15:48'19.695
16	<b>34.647</b>	<b>25.549</b>	<b>26.391</b>	29.092	<b>1'55.679</b>	267,3	15:50'15.374

7° 28 M. REITERBERGER (1'58.658)							
Lap	Seg.1	Seg.2	Seg.3	Seg.4	Lap Time	km/h	Local Time
1		29.431	30.243	32.583	209,3	15:02'38.518	
2	37.392	27.964	29.256	31.819	2'06.431	225,9	15:04'44.949
3	36.089	27.311	28.341	31.476	2'03.217	246,0	15:06'48.166
4	36.571	26.656	28.898	30.932	2'03.057	227,8	15:08'51.223
5	35.906	26.741	27.938	30.276	2'00.861	248,3	15:10'52.084
6	35.667	26.621	27.701	30.255	2'00.244	244,9	15:12'52.328
7	35.619	26.249	27.678	30.235	1'59.781	254,1	15:14'52.109
8	35.729	26.214	28.056	30.395	2'00.394	<b>258,4</b>	15:16'52.503
9	35.769	26.420	27.870	30.462	2'00.521	253,5	15:18'53.024
10	37.163	27.693	29.603	34.352	2'08.811P	237,4	15:21'01.835
11	15'33.231	27.699	28.676	33.201	17'02.807P	230,3	15:38'04.642
12	36.405	26.950	29.028	30.579	2'02.962	234,8	15:40'07.604
13	35.536	26.170	27.530	30.150	1'59.386	248,3	15:42'06.990
14	35.293	26.088	27.716	30.095	1'59.192	253,5	15:44'06.182
15	<b>35.149</b>	26.187	<b>27.439</b>	<b>29.948</b>	1'58.723	252,9	15:46'04.905
16	35.246	<b>25.970</b>	27.471	29.971	<b>1'58.658</b>	255,9	15:48'03.563
17	36.151	27.526	30.910	32.768	2'07.355	251,2	15:50'10.918

4° 23 R. KIYONARI (1'56.808)							
Lap	Seg.1	Seg.2	Seg.3	Seg.4	Lap Time	km/h	Local Time
1		29.049	30.329	32.806	220,0	15:02'28.538	
2	38.359	27.883	29.319	31.817	2'07.378	225,5	15:04'35.916
3	37.131	27.318	29.441	31.399	2'05.289	231,8	15:06'41.205
4	37.539	31.279	33.300	32.594	2'14.712	236,8	15:08'55.917
5	39.023	28.812	30.053	37.306	2'15.194P	229,3	15:11'11.111
6	29'52.803	28.935	31.680	31.845	31'25.263P	216,9	15:42'36.374
7	35.708	27.111	27.796	30.320	2'00.935	231,8	15:44'37.309
8	34.848	26.295	27.273	30.016	1'58.432	<b>246,0</b>	15:46'35.741
9	34.721	26.494	27.334	29.965	1'58.514	238,9	15:48'34.255
10	<b>34.210</b>	<b>26.089</b>	<b>26.994</b>	<b>29.515</b>	<b>1'56.808</b>	241,1	15:50'31.063

8° 54 T. RAZGATLIOGLU (1'58.776)							
Lap	Seg.1	Seg.2	Seg.3	Seg.4	Lap Time	km/h	Local Time
1		29.492	32.909	33.898	208,9	15:03'50.137	
2	40.244	28.427	32.456	34.490	2'15.617P	224,1	15:06'05.754
3	20'50.073	28.676	31.509	33.675	22'23.933P	223,6	15:28'29.687
4	38.926	27.768	30.625	32.513	2'09.832	232,3	15:30'39.519
5	39.264	27.726	30.251	34.770	2'12.011	236,3	15:32'51.530
6	36.609	26.476	28.901	31.998	2'03.984P	248,3	15:34'55.514
7	8'36.137	27.788	30.817	31.766	10'06.508P	241,1	15:45'02.022
8	36.670	26.623	28.868	30.627	2'02.788	248,8	15:47'04.810
9	36.258	<b>26.198</b>	28.137	29.994	2'00.587	247,7	15:49'05.397
10	<b>35.527</b>	26.276	<b>27.466</b>	<b>29.507</b>	<b>1'58.776</b>	<b>252,3</b>	15:51'04.173

5° 76 L. BAZ (1'57.053)							
Lap	Seg.1	Seg.2	Seg.3	Seg.4	Lap Time	km/h	Local Time
1		28.087	28.815	30.937	223,1	15:02'40.677	
2	36.077	26.607	29.199	30.614	2'02.497	229,3	15:04'43.174
3	36.268	26.808	28.331	30.545	2'01.952	248,3	15:06'45.126

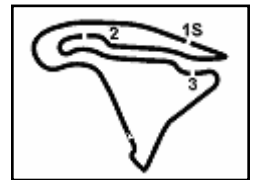
9° 21 M. RINALDI (1'59.782)							
Lap	Seg.1	Seg.2	Seg.3	Seg.4	Lap Time	km/h	Local Time
1		31.861	33.118	35.854	190,5	15:30'11.407	
2	40.113	29.864	31.468	33.624	2'15.069	204,5	15:32'26.476
3	40.800	31.086	35.395	37.583	2'24.864P	194,9	15:34'51.340
4	3'44.913	30.902	32.556	32.753	5'21.124P	194,9	15:40'12.464
5	38.066	28.340	29.414	31.812	2'07.632	211,4	15:42'20.096
6	36.655	27.768	28.897	31.306	2'04.626	219,1	15:44'24.722
7	36.774	27.517	28.012	30.335	2'02.638	218,6	15:46'27.360
8	35.911	27.213	<b>27.613</b>	30.641	2'01.378	223,1	15:48'28.738

27/09/2019 P = Pits In/Out - C = Lap Time Cancelled

These data/results cannot be reproduced, stored and/or transmitted in whole or in part by any manner of electronic, mechanical, photocopying, recording, broadcasting or otherwise now known or herein after developed without the previous express consent by the copyright owner, except for reproduction in daily press and regular printed publications on sale to the public within 60 days of the event related to those data/results and always provided that copyright symbol appears together as follows below.

© DORNA WSBK ORGANIZATION Srl 2019





Magny-Cours 4.411 m

## Pirelli French Round, 27-29 September 2019 Chronological Analysis Free Practice 2nd Session

2 / 2

9 35.475 26.786 27.719 29.802 1'59.782 226,4 15:50'28.520

7 41.293 30.990 33.915 39.737 2'25.935P 209,7 15:15'55.872

8 16'46.392 28.259 30.987 33.761 18'19.399P 238,9 15:34'15.271

9 38.388 27.668 30.228 32.724 2'09.008 252,3 15:36'24.279

### 10° 52 A. DELBIANCO (2'00.279)

Lap	Seg.1	Seg.2	Seg.3	Seg.4	Lap Time	km/h	Local Time
1		28.334	30.126	31.985		206,9	15:02'38.704
2	37.276	27.157	29.570	31.552	2'05.555	232,3	15:04'44.259
3	36.853	26.887	28.450	31.077	2'03.267	251,7	15:06'47.526
4	36.864	26.623	28.945	30.733	2'03.165	246,0	15:08'50.691
5	36.684	30.381	32.222	34.424	2'13.711P	238,4	15:11'04.402
6	15'54.939	30.593	29.535	31.133	17'26.200P	246,6	15:28'30.602
7	36.980	26.973	29.161	30.993	2'04.107	235,3	15:30'34.709
8	36.771	26.772	28.908	30.686	2'03.137	243,8	15:32'37.846
9	36.560	26.208	28.744	30.345	2'01.857	246,6	15:34'39.703
10	36.164	26.401	28.283	30.094	2'00.942	250,0	15:36'40.645
11	36.554	26.853	28.204	30.181	2'01.792	238,9	15:38'42.437
12	36.359	26.199	28.362	30.008	2'00.928	244,9	15:40'43.365
13	39.411	29.524	31.456	35.663	2'16.054CP	231,3	15:42'59.419
14	4'56.703	26.627	28.512	30.284	6'22.126P	237,4	15:49'21.545
15	36.045	26.056	28.014	30.164	2'00.279	237,9	15:51'21.824

### 15° 36 L. MERCADO (2'21.062)

Lap	Seg.1	Seg.2	Seg.3	Seg.4	Lap Time	km/h	Local Time
1		31.907	32.252	34.320		183,7	15:03'06.080
2	40.475	31.989	34.434	34.164	2'21.062	211,4	15:05'27.142
3	38.427	27.354	32.407	34.112	2'12.300CP	225,5	15:07'39.442

### 11° 20 S. BARRIER (2'01.408)

Lap	Seg.1	Seg.2	Seg.3	Seg.4	Lap Time	km/h	Local Time
1		30.707	31.385	33.419		209,7	15:03'14.690
2	38.414	27.767	29.244	32.166	2'07.591	227,4	15:05'22.281
3	37.305	27.237	29.015	31.537	2'05.094	232,3	15:07'27.375
4	39.298	28.133	31.671	36.304	2'15.406P	225,0	15:09'42.781
5	26'56.620	28.819	30.524	32.224	28'28.187P	219,1	15:38'10.968
6	37.073	27.405	28.993	31.449	2'04.920	230,3	15:40'15.888
7	36.500	27.601	28.989	31.456	2'04.546	226,9	15:42'20.434
8	36.673	27.104	28.581	30.761	2'03.119	224,1	15:44'23.553
9	35.864	27.004	28.394	30.146	2'01.408	235,8	15:46'24.961
10	35.716	26.529	27.994	33.371	2'03.610	240,5	15:48'28.571
11	35.383	26.923	28.665	34.473	2'05.444	243,2	15:50'34.015

### 12° 81 J. TORRES (2'02.000)

Lap	Seg.1	Seg.2	Seg.3	Seg.4	Lap Time	km/h	Local Time
1		31.690	32.033	35.288		180,9	15:03'07.559
2	39.329	30.340	31.249	35.348	2'16.266	205,7	15:05'23.825
3	38.478	28.497	29.865	35.940	2'12.780P	231,3	15:07'36.605
4	31'56.951	28.855	30.164	32.800	33'28.770P	219,5	15:41'05.375
5	37.645	27.534	28.829	31.533	2'05.541	229,3	15:43'10.916
6	36.628	26.621	28.277	31.430	2'02.956	242,2	15:45'13.872
7	36.138	26.619	28.042	31.201	2'02.000	244,3	15:47'15.872
8	38.468	27.231	28.393	35.353	2'09.445P	238,4	15:49'25.317

### 13° 33 M. MELANDRI (2'03.843)

Lap	Seg.1	Seg.2	Seg.3	Seg.4	Lap Time	km/h	Local Time
1		29.051	31.012	33.102		210,1	15:30'43.951
2	39.193	28.238	31.218	36.302	2'14.951P	225,9	15:32'58.902
3	4'42.602	30.472	30.779	32.215	6'16.068P	204,9	15:39'14.970
4	36.963	27.240	28.771	30.869	2'03.843	244,3	15:41'18.813
5	35.903	26.387	27.922	34.469	2'04.681P	243,2	15:43'23.494
6	5'42.873	29.142	31.265	33.684	7'16.964P	189,5	15:50'40.458

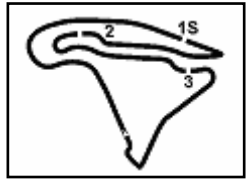
### 14° 11 S. CORTESE (2'09.008)

Lap	Seg.1	Seg.2	Seg.3	Seg.4	Lap Time	km/h	Local Time
1		29.802	32.252	34.991		205,3	15:02'29.905
2	41.000	29.516	32.096	33.947	2'16.559	237,4	15:04'46.464
3	38.872	28.775	30.858	33.655	2'12.160	235,8	15:06'58.624
4	39.114	28.864	30.587	33.027	2'11.592	241,6	15:09'10.216
5	38.460	28.590	30.498	32.864	2'10.412	243,2	15:11'20.628
6	38.127	28.057	30.196	32.929	2'09.309	252,3	15:13'29.937

27/09/2019 P = Pits In/Out - C = Lap Time Cancelled

These data/results cannot be reproduced, stored and/or transmitted in whole or in part by any manner of electronic, mechanical, photocopying, recording, broadcasting or otherwise now known or herein after developed without the previous express consent by the copyright owner, except for reproduction in daily press and regular printed publications on sale to the public within 60 days of the event related to those data/results and always provided that copyright symbol appears together as follows below.

© DORNA WSBK ORGANIZATION Srl 2019



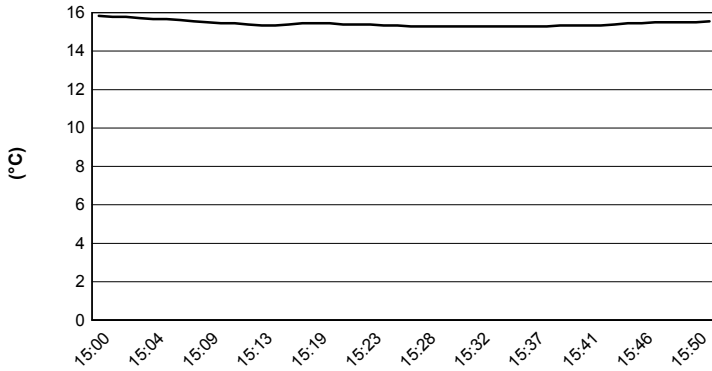
Magny-Cours 4.411 m

## Pirelli French Round, 27-29 September 2019

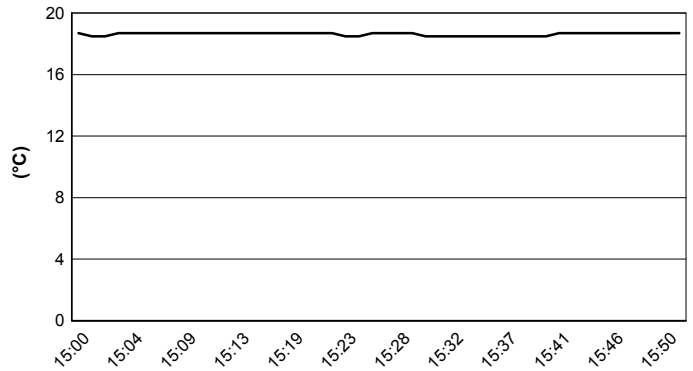
### Weather Report Free Practice 2nd Session

Session started 15:00 - Session ended 15:52

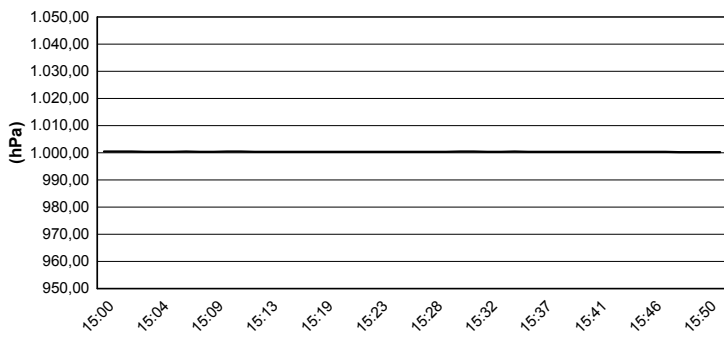
#### Air Temperature



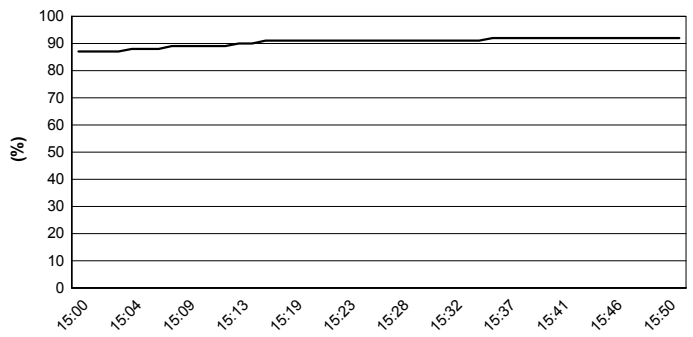
#### Track Temperature



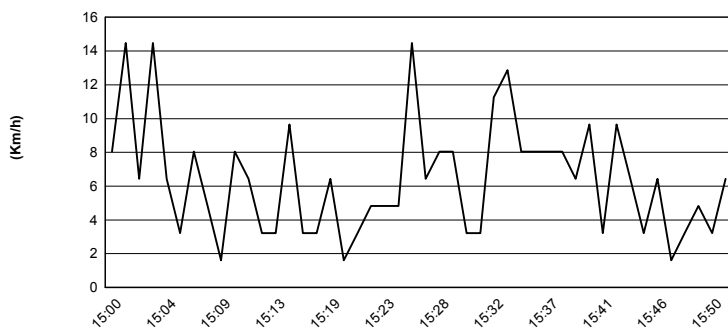
#### Air Pressure



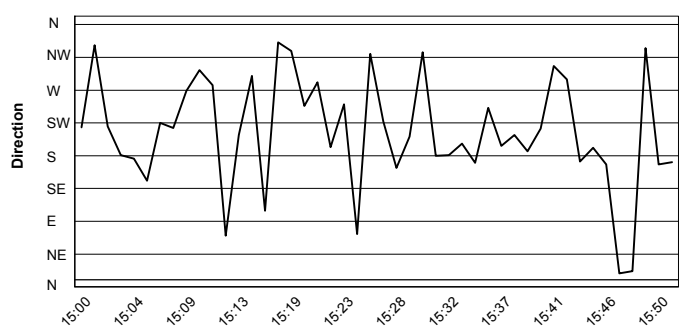
#### Humidity



#### Wind Speed



#### Wind Direction

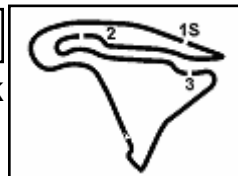


27/09/2019

These data/results cannot be reproduced, stored and/or transmitted in whole or in part by any manner of electronic, mechanical, photocopying, recording, broadcasting or otherwise now known or herein after developed without the previous express consent by the copyright owner, except for reproduction in daily press and regular printed publications on sale to the public within 60 days of the event related to those data/results and always provided that copyright symbol appears together as follows below.

© DORNA WSBK ORGANIZATION Srl 2019





Magny-Cours 4.411 m

## Pirelli French Round, 27-29 September 2019

### Best Laps & Speeds

No.	Rider Bike	Nat	Best Lap		FP1		FP2										
			LL	SPD	LL	SPD	LL	SPD									
1	<b>60 M. VAN DER MARK</b> Yamaha YZF R1	NED	<b>1'51.852</b> 10 266,6		<b>1'51.852</b> 10 <b>266,6</b>												
2	<b>91 L. HASLAM</b> Kawasaki ZX-10RR	GBR	<b>1'52.075</b> 25 274,1		<b>1'52.075</b> 10 <b>274,1</b>		1'55.679 15 270,0										
3	<b>33 M. MELANDRI</b> Yamaha YZF R1	ITA	<b>1'52.647</b> 23 258,3		<b>1'52.647</b> 18 <b>258,3</b>		2'03.843 5 244,3										
4	<b>36 L. MERCADO</b> Kawasaki ZX-10RR	ARG	<b>1'52.720</b> 18 264,7		<b>1'52.720</b> 16 <b>264,7</b>		2'21.062 2 225,4										
5	<b>76 L. BAZ</b> Yamaha YZF R1	FRA	<b>1'52.820</b> 27 265,3		<b>1'52.820</b> 18 <b>265,3</b>		1'57.053 9 257,1										
6	<b>52 A. DELBIANCO</b> Honda CBR1000RR	ITA	<b>1'52.905</b> 32 257,7		<b>1'52.905</b> 18 <b>257,7</b>		2'00.279 14 251,7										
7	<b>1 J. REA</b> Kawasaki ZX-10RR	GBR	<b>1'52.926</b> 12 267,3		<b>1'52.926</b> 5 <b>267,3</b>		1'54.548 7 266,0										
8	<b>22 A. LOWES</b> Yamaha YZF R1	GBR	<b>1'52.945</b> 11 266,0		<b>1'52.945</b> 11 <b>266,0</b>												
9	<b>21 M. RINALDI</b> Ducati Panigale V4 R	ITA	<b>1'53.006</b> 28 240,0		<b>1'53.006</b> 20 <b>240,0</b>		1'59.782 8 226,4										
10	<b>50 E. LAVERTY</b> Ducati Panigale V4 R	IRL	<b>1'53.224</b> 10 248,2		<b>1'53.224</b> 10 <b>248,2</b>												
11	<b>2 L. CAMIER</b> Honda CBR1000RR	GBR	<b>1'53.509</b> 19 271,3		<b>1'53.509</b> 12 <b>271,3</b>		1'57.957 7 261,5										
12	<b>54 T. RAZGATLIOGLU</b> Kawasaki ZX-10RR	TUR	<b>1'54.029</b> 23 270,6		<b>1'54.029</b> 14 <b>270,6</b>		1'58.776 9 252,3										
13	<b>19 A. BAUTISTA</b> Ducati Panigale V4 R	ESP	<b>1'54.091</b> 11 242,7		<b>1'54.091</b> 11 <b>242,7</b>												
14	<b>7 C. DAVIES</b> Ducati Panigale V4 R	GBR	<b>1'54.133</b> 8 257,1		<b>1'54.133</b> 8 <b>257,1</b>												
15	<b>23 R. KIYONARI</b> Honda CBR1000RR	JPN	<b>1'54.141</b> 26 254,1		<b>1'54.141</b> 17 <b>254,1</b>		1'56.808 9 246,0										
16	<b>81 J. TORRES</b> Kawasaki ZX-10RR	ESP	<b>1'54.159</b> 24 259,6		<b>1'54.159</b> 17 <b>259,6</b>		2'02.000 7 244,3										
17	<b>20 S. BARRIER</b> Ducati Panigale V4 R	FRA	<b>1'54.307</b> 26 254,1		<b>1'54.307</b> 16 <b>254,1</b>		2'01.408 10 243,2										
18	<b>66 T. SYKES</b> BMW S1000 RR	GBR	<b>1'54.444</b> 21 268,6		<b>1'54.444</b> 11 257,7		1'54.777 10 <b>268,6</b>										
19	<b>11 S. CORTESE</b> Yamaha YZF R1	GER	<b>1'56.616</b> 19 267,9		<b>1'56.616</b> 11 <b>267,9</b>		2'09.008 8 264,0										
20	<b>28 M. REITERBERGER</b> BMW S1000 RR	GER	<b>1'56.961</b> 32 261,5		<b>1'56.961</b> 16 <b>261,5</b>		1'58.658 16 258,3										

27/09/2019

These data/results cannot be reproduced, stored and/or transmitted in whole or in part by any manner of electronic, mechanical, photocopying, recording, broadcasting or otherwise now known or herein after developed without the previous express consent by the copyright owner, except for reproduction in daily press and regular printed publications on sale to the public within 60 days of the event related to those data/results and always provided that copyright symbol appears together as follows below.

© DORNA WSBK ORGANIZATION Srl 2019

PIRELLI PERUGIA TIMING



Official Tyre Supplier



Official Timekeeper