



## Pirelli French Round, 27-29 September 2019

### Results Tissot Superpole

No.	Rider	Nat	Team	Bike	Class	Time	Gap	Rel.	Laps	Speed	
										Avg	Max
1	11 K. SMITH	GBR	Team Pedercini Racing	Kawasaki ZX-6R	ESS	<b>1'56.287</b>			10	136,555	<b>241,6</b>
2	16 J. CLUZEL	FRA	GMT94 YAMAHA	Yamaha YZF R6		<b>1'57.097</b>	0.810	0.810	9	135,611	<b>248,3</b>
3	86 A. BADOVINI	ITA	Team Pedercini Racing	Kawasaki ZX-6R		<b>1'58.440</b>	2.153	1.343	9	134,073	<b>238,4</b>
4	64 F. CARICASULO	ITA	BARDAHL Evan Bros. WorldSSP Team	Yamaha YZF R6		<b>1'58.678</b>	2.391	0.238	10	133,804	<b>235,8</b>
5	44 L. MAHIAS	FRA	Kawasaki Puccetti Racing	Kawasaki ZX-6R		<b>1'58.845</b>	2.558	0.167	5	133,616	<b>238,4</b>
6	21 R. KRUMMENACHER	SUI	BARDAHL Evan Bros. WorldSSP Team	Yamaha YZF R6		<b>1'59.025</b>	2.738	0.180	9	133,414	<b>244,9</b>
7	78 H. OKUBO	JPN	Kawasaki Puccetti Racing	Kawasaki ZX-6R		<b>1'59.443</b>	3.156	0.418	10	132,947	<b>248,3</b>
8	94 C. PEROLARI	FRA	GMT94 YAMAHA	Yamaha YZF R6		<b>2'00.526</b>	4.239	1.083	11	131,752	<b>246,0</b>
9	32 I. VINALES	ESP	Kallio Racing	Yamaha YZF R6		<b>2'00.615</b>	4.328	0.089	11	131,655	<b>246,6</b>
10	56 P. SEBESTYEN	HUN	CIA Landlord Insurance Honda	Honda CBR600RR		<b>2'00.621</b>	4.334	0.006	11	131,649	<b>239,5</b>
11	30 G. VAN STRAALEN	NED	EAB Racing Team	Kawasaki ZX-6R		<b>2'00.784</b>	4.497	0.163	10	131,471	<b>238,4</b>
12	95 J. DANILO	FRA	CIA Landlord Insurance Honda	Honda CBR600RR		<b>2'01.041</b>	4.754	0.257	11	131,192	<b>227,4</b>
13	3 R. DE ROSA	ITA	MV AGUSTA Reparto Corse	MV Agusta F3 675		<b>2'01.092</b>	4.805	0.051	9	131,137	<b>241,1</b>
14	61 G. RUIJU	ITA	Team Toth	Yamaha YZF R6		<b>2'01.113</b>	4.826	0.021	12	131,114	<b>241,1</b>
15	47 R. HARTOG	NED	Team Hartog - Against Cancer	Kawasaki ZX-6R		<b>2'01.285</b>	4.998	0.172	11	130,928	<b>243,8</b>
16	38 H. SOOMER	EST	MPM WILSport Racedays	Honda CBR600RR		<b>2'01.908</b>	5.621	0.623	9	130,259	<b>243,2</b>
17	9 M. BAU	FRA	GMT94 YAMAHA	Yamaha YZF R6		<b>2'02.641</b>	6.354	0.733	11	129,480	<b>241,1</b>
18	74 J. VAN SIKKELERUS	NED	MPM WILSport Racedays	Honda CBR600RR		<b>2'02.736</b>	6.449	0.095	11	129,380	<b>240,0</b>
19	10 N. CALERO	ESP	Orelac Racing VerdNatura	Kawasaki ZX-6R		<b>2'02.791</b>	6.504	0.055	11	129,322	<b>243,2</b>
20	22 F. FULIGNI	ITA	MV AGUSTA Reparto Corse	MV Agusta F3 675		<b>2'03.357</b>	7.070	0.566	9	128,729	<b>232,3</b>
21	36 T. GRADINGER	AUT	Kallio Racing	Yamaha YZF R6		<b>2'03.374</b>	7.087	0.017	10	128,711	<b>240,5</b>
----- Not Qualified -----											
NQ	84 L. CRESSON	BEL	Kallio Racing	Yamaha YZF R6		<b>2'04.858</b>	8.571	1.484	10	127,181	<b>231,8</b>
NQ	31 D. VALLE	ESP	MS Racing	Yamaha YZF R6		<b>2'06.220</b>	9.933	1.362	11	125,809	<b>228,3</b>
NQ	69 G. POT	FRA	Team MHP Racing-Patrick Pons	Yamaha YZF R6		<b>2'06.630</b>	10.343	0.410	9	125,402	<b>227,4</b>
NQ	48 X. NAVAND	FRA	Altoogo Racing Team	Yamaha YZF R6		<b>2'07.769</b>	11.482	1.139	10	124,284	<b>234,8</b>
NQ	53 G. SCONZA	ITA	GEMAR - Ciociaria Corse WorldSSP Team	Honda CBR600RR		<b>2'08.631</b>	12.344	0.862	8	123,451	<b>221,3</b>
NQ	4 C. STANGE	GER	GEMAR - Ciociaria Corse WorldSSP Team	Honda CBR600RR					0		

Qualifying Lap Time (107% of 1'56.287): 2'04.428

N.84, 31, 69, 48 are allowed to start the race according to Art. 1.15.6 (FPs)

AIR	Humidity:	81%	Temp:	16°C
TRACK	Condition:	Wet	Temp:	18°C

Records	Pole (SP2)	2018	F.Caricasulo	1'40.416	158,140	Km/h
	Race (RC)	2018	S.Cortese	1'41.185	156,940	Km/h
	All Times (SP2)	2018	F.Caricasulo	1'40.416	158,140	Km/h

28/09/2019 Start 12:05 End 12:32 The results are provisional until the end of the time limit for protests and appeals and the completion of the technical checks.

These data/results cannot be reproduced, stored and/or transmitted in whole or in part by any manner of electronic, mechanical, photocopying, recording, broadcasting or otherwise now known or herein after developed without the previous express consent by the copyright owner, except for reproduction in daily press and regular printed publications on sale to the public within 60 days of the event related to those data/results and always provided that copyright symbol appears together as follows below.

© DORNA WSBK ORGANIZATION Srl 2019



### Pirelli French Round, 27-29 September 2019

### Results Tissot Superpole

#### Session Highlights

Local Time	No. Rider	Description
12.05.00		Start
12.10.35	56 P. SEBESTYEN	Current Lap Cancelled - Exceeded Track Limits - Turn 6
12.13.25		WorldSBK Works on bikes are allowed
12.16.12	11 K. SMITH	Crashed - Turn 5
12.16.34	11 K. SMITH	Re-joined
12.17.25	95 J. DANILO	Current Lap Cancelled - Exceeded Track Limits - Turn 11
12.17.55	32 I. VINALES	Current Lap Cancelled - Exceeded Track Limits - Turn 11
12.19.32	38 H. SOOMER	Current Lap Cancelled - Exceeded Track Limits - Turn 6
12.23.49	44 L. MAHIAS	Crashed - Turn 5
12.24.16	44 L. MAHIAS	Re-joined
12.25.27	69 G. POT	Crashed - Turn 3
12.26.26	38 H. SOOMER	On the Gravel - Re-Joined - Turn 5
12.26.35	10 N. CALERO	Current Lap Cancelled - Exceeded Track Limits - Turn 11
12.27.02	3 R. DE ROSA	Technical Problem - Turn 12
12.27.13	3 R. DE ROSA	Re-joined
12.27.43	86 A. BADOVINI	Crashed - Turn 3
12.32.41	11 K. SMITH	Lap Cancelled (1'56.476) according to Art. 1.23.2
12.32.51		End Of Session

#### Fastest Laps Sequence

No.	Rider	Nat	Team	Bike	Local Time	Time	Gap	Avg
11	K. SMITH	GBR	Team Pedercini Racing	Kawasaki ZX-6R	12:09'09.996	<b>2'01.582</b>		130,608
11	K. SMITH	GBR	Team Pedercini Racing	Kawasaki ZX-6R	12:11'09.902	<b>1'59.906</b>	-1.676	132,434
16	J. CLUZEL	FRA	GMT94 YAMAHA	Yamaha YZF R6	12:12'20.065	<b>1'59.133</b>	-0.773	133,293
11	K. SMITH	GBR	Team Pedercini Racing	Kawasaki ZX-6R	12:13'07.827	<b>1'57.925</b>	-1.208	134,658
11	K. SMITH	GBR	Team Pedercini Racing	Kawasaki ZX-6R	12:15'04.775	<b>1'56.948</b>	-0.977	135,783
11	K. SMITH	GBR	Team Pedercini Racing	Kawasaki ZX-6R	12:31'28.502	<b>1'56.287</b>	-0.661	136,555

Start 28/09/2019 12:05 End 12:32 The results are provisional until the end of the time limit for protests and appeals and the completion of the technical checks.

These data/results cannot be reproduced, stored and/or transmitted in whole or in part by any manner of electronic, mechanical, photocopying, recording, broadcasting or otherwise now known or herein after developed without the previous express consent by the copyright owner, except for reproduction in daily press and regular printed publications on sale to the public within 60 days of the event related to those data/results and always provided that copyright symbol appears together as follows below.

© DORNA WSBK ORGANIZATION Srl 2019

## Pirelli French Round, 27-29 September 2019

### Best Sectors & Speed Tissot Superpole

Magny-Cours 4.411 m

#### BEST LAP

1	11 K. SMITH	Kawasaki ZX-6R	1'56.287
2	16 J. CLUZEL	Yamaha YZF R6	1'57.097
3	86 A. BADOVINI	Kawasaki ZX-6R	1'58.440
4	64 F. CARICASULO	Yamaha YZF R6	1'58.678
5	44 L. MAHIAS	Kawasaki ZX-6R	1'58.845
6	21 R. KRUMMENACHER	Yamaha YZF R6	1'59.025
7	78 H. OKUBO	Kawasaki ZX-6R	1'59.443
8	94 C. PEROLARI	Yamaha YZF R6	2'00.526
9	32 I. VINALES	Yamaha YZF R6	2'00.615
10	56 P. SEBESTYEN	Honda CBR600RR	2'00.621
11	30 G. VAN STRAALEN	Kawasaki ZX-6R	2'00.784
12	95 J. DANILO	Honda CBR600RR	2'01.041
13	3 R. DE ROSA	MV Agusta F3 675	2'01.092
14	61 G. RUIU	Yamaha YZF R6	2'01.113
15	47 R. HARTOG	Kawasaki ZX-6R	2'01.285
16	38 H. SOOMER	Honda CBR600RR	2'01.908
17	9 M. BAU	Yamaha YZF R6	2'02.641
18	74 J. VAN SIKKELERUS	Honda CBR600RR	2'02.736
19	10 N. CALERO	Kawasaki ZX-6R	2'02.791
20	22 F. FULIGNI	MV Agusta F3 675	2'03.357
21	36 T. GRADINGER	Yamaha YZF R6	2'03.374
22	84 L. CRESSON	Yamaha YZF R6	2'04.858
23	31 D. VALLE	Yamaha YZF R6	2'06.220
24	69 G. POT	Yamaha YZF R6	2'06.630
25	48 X. NAVAND	Yamaha YZF R6	2'07.769
26	53 G. SCONZA	Honda CBR600RR	2'08.631
27	4 C. STANGE	Honda CBR600RR	

#### SPEED

1	78 H. OKUBO	Kawasaki ZX-6R	248,3
2	16 J. CLUZEL	Yamaha YZF R6	248,3
3	32 I. VINALES	Yamaha YZF R6	246,6
4	94 C. PEROLARI	Yamaha YZF R6	246,0
5	21 R. KRUMMENACHER	Yamaha YZF R6	244,9
6	47 R. HARTOG	Kawasaki ZX-6R	243,8
7	10 N. CALERO	Kawasaki ZX-6R	243,2
8	38 H. SOOMER	Honda CBR600RR	243,2
9	11 K. SMITH	Kawasaki ZX-6R	241,6
10	61 G. RUIU	Yamaha YZF R6	241,1
11	3 R. DE ROSA	MV Agusta F3 675	241,1
12	9 M. BAU	Yamaha YZF R6	241,1
13	36 T. GRADINGER	Yamaha YZF R6	240,5
14	74 J. VAN SIKKELERUS	Honda CBR600RR	240,0
15	56 P. SEBESTYEN	Honda CBR600RR	239,5
16	44 L. MAHIAS	Kawasaki ZX-6R	238,4
17	86 A. BADOVINI	Kawasaki ZX-6R	238,4
18	30 G. VAN STRAALEN	Kawasaki ZX-6R	238,4
19	64 F. CARICASULO	Yamaha YZF R6	235,8
20	48 X. NAVAND	Yamaha YZF R6	234,8
21	22 F. FULIGNI	MV Agusta F3 675	232,3
22	84 L. CRESSON	Yamaha YZF R6	231,8
23	31 D. VALLE	Yamaha YZF R6	228,3
24	95 J. DANILO	Honda CBR600RR	227,4
25	69 G. POT	Yamaha YZF R6	227,4
26	53 G. SCONZA	Honda CBR600RR	221,3

#### SEG. 1

1	11 K. SMITH	34.585
2	86 A. BADOVINI	35.112
3	16 J. CLUZEL	35.237
4	21 R. KRUMMENACHER	35.533
5	95 J. DANILO	35.711
6	44 L. MAHIAS	35.745
7	64 F. CARICASULO	35.814
8	61 G. RUIU	35.965
9	30 G. VAN STRAALEN	35.978
10	47 R. HARTOG	36.060
11	94 C. PEROLARI	36.094
12	74 J. VAN SIKKELERUS	36.135
13	78 H. OKUBO	36.164
14	56 P. SEBESTYEN	36.217
15	3 R. DE ROSA	36.274
16	32 I. VINALES	36.306
17	36 T. GRADINGER	36.385
18	38 H. SOOMER	36.518
19	22 F. FULIGNI	36.529
20	10 N. CALERO	36.567
21	84 L. CRESSON	36.658
22	9 M. BAU	36.764
23	69 G. POT	36.987
24	31 D. VALLE	37.123
25	48 X. NAVAND	37.335
26	53 G. SCONZA	38.642

#### SEG. 2

1	16 J. CLUZEL	25.559
2	78 H. OKUBO	25.889
3	21 R. KRUMMENACHER	25.951
4	11 K. SMITH	25.984
5	64 F. CARICASULO	26.001
6	32 I. VINALES	26.222
7	44 L. MAHIAS	26.247
8	94 C. PEROLARI	26.324
9	61 G. RUIU	26.385
10	86 A. BADOVINI	26.555
11	38 H. SOOMER	26.564
12	95 J. DANILO	26.574
13	56 P. SEBESTYEN	26.691
14	47 R. HARTOG	26.740
15	30 G. VAN STRAALEN	26.830
16	3 R. DE ROSA	26.855
17	10 N. CALERO	26.933
18	9 M. BAU	27.017
19	22 F. FULIGNI	27.119
20	84 L. CRESSON	27.227
21	36 T. GRADINGER	27.277
22	74 J. VAN SIKKELERUS	27.339
23	69 G. POT	27.477
24	31 D. VALLE	27.669
25	48 X. NAVAND	27.742
26	53 G. SCONZA	27.892

#### SEG. 3

1	11 K. SMITH	26.384
2	86 A. BADOVINI	26.943
3	16 J. CLUZEL	27.055
4	21 R. KRUMMENACHER	27.286
5	44 L. MAHIAS	27.317
6	64 F. CARICASULO	27.359
7	56 P. SEBESTYEN	27.490
8	78 H. OKUBO	27.675
9	30 G. VAN STRAALEN	27.703
10	32 I. VINALES	27.790
11	61 G. RUIU	27.843
12	95 J. DANILO	27.896
13	94 C. PEROLARI	27.910
14	3 R. DE ROSA	27.926
15	47 R. HARTOG	28.002
16	22 F. FULIGNI	28.139
17	10 N. CALERO	28.165
18	38 H. SOOMER	28.168
19	74 J. VAN SIKKELERUS	28.277
20	9 M. BAU	28.533
21	36 T. GRADINGER	28.652
22	84 L. CRESSON	28.825
23	31 D. VALLE	29.346
24	69 G. POT	29.463
25	48 X. NAVAND	29.843
26	53 G. SCONZA	29.914

#### SEG. 4

1	16 J. CLUZEL	29.001
2	11 K. SMITH	29.036
3	64 F. CARICASULO	29.504
4	44 L. MAHIAS	29.536
5	86 A. BADOVINI	29.629
6	78 H. OKUBO	29.715
7	21 R. KRUMMENACHER	29.860
8	3 R. DE ROSA	29.898
9	32 I. VINALES	30.077
10	94 C. PEROLARI	30.149
11	56 P. SEBESTYEN	30.176
12	47 R. HARTOG	30.184
13	30 G. VAN STRAALEN	30.273
14	9 M. BAU	30.311
15	61 G. RUIU	30.439
16	38 H. SOOMER	30.658
17	95 J. DANILO	30.860
18	74 J. VAN SIKKELERUS	30.985
19	36 T. GRADINGER	31.060
20	22 F. FULIGNI	31.080
21	10 N. CALERO	31.126
22	31 D. VALLE	31.821
23	53 G. SCONZA	31.839
24	84 L. CRESSON	32.148
25	69 G. POT	32.348
26	48 X. NAVAND	32.778

28/09/2019

These data/results cannot be reproduced, stored and/or transmitted in whole or in part by any manner of electronic, mechanical, photocopying, recording, broadcasting or otherwise now known or herein after developed without the previous express consent by the copyright owner, except for reproduction in daily press and regular printed publications on sale to the public within 60 days of the event related to those data/results and always provided that copyright symbol appears together as follows below.

© DORNA WSBK ORGANIZATION Srl 2019

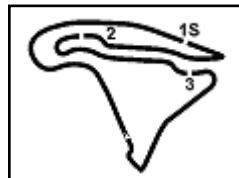
FICR PERUGIA TIMING



Official Tyre Supplier



Official Timekeeper



Magny-Cours 4.411 m

## Pirelli French Round, 27-29 September 2019

### Ideal Times Tissot Superpole

No.	Rider	Nat	Bike	Seg. 1	Seg. 2	Seg. 3	Seg. 4	Ideal Time			
				Diff. 1	Diff. 2	Diff. 3	Diff. 4	Best Lap	Pos.	Diff.	
1	11 K. SMITH	GBR	Kawasaki ZX-6R	34.585	25.984 +0.298	26.384	29.036	1'55.989	1'56.287	1	0.298
2	16 J. CLUZEL	FRA	Yamaha YZF R6	35.237	25.559 +0.245	27.055	29.001	1'56.852	1'57.097	2	0.245
3	86 A. BADOVINI	ITA	Kawasaki ZX-6R	35.112	26.555	26.943	29.629 +0.201	1'58.239	1'58.440	3	0.201
4	21 R. KRUMMENACHER	SUI	Yamaha YZF R6	35.533	25.951 +0.395	27.286	29.860	1'58.630	1'59.025	6	0.395
5	64 F. CARICASULO	ITA	Yamaha YZF R6	35.814	26.001	27.359	29.504	1'58.678	1'58.678	4	
6	44 L. MAHIAS	FRA	Kawasaki ZX-6R	35.745	26.247	27.317	29.536	1'58.845	1'58.845	5	
7	78 H. OKUBO	JPN	Kawasaki ZX-6R	36.164	25.889	27.675	29.715	1'59.443	1'59.443	7	
8	32 I. VINALES	ESP	Yamaha YZF R6	36.306	26.222	27.790	30.077 +0.220	2'00.395	2'00.615	9	0.220
9	94 C. PEROLARI	FRA	Yamaha YZF R6	36.094 +0.023	26.324	27.910 +0.026	30.149	2'00.477	2'00.526	8	0.049
10	56 P. SEBESTYEN	HUN	Honda CBR600RR	36.217	26.691	27.490	30.176 +0.047	2'00.574	2'00.621	10	0.047
11	61 G. RUIU	ITA	Yamaha YZF R6	35.965 +0.092	26.385 +0.160	27.843 +0.093	30.439 +0.136	2'00.632	2'01.113	14	0.481
12	30 G. VAN STRAALEN	NED	Kawasaki ZX-6R	35.978	26.830	27.703	30.273	2'00.784	2'00.784	11	
13	3 R. DE ROSA	ITA	MV Agusta F3 675	36.274	26.855 +0.103	27.926 +0.036	29.898	2'00.953	2'01.092	13	0.139
14	47 R. HARTOG	NED	Kawasaki ZX-6R	36.060 +0.248	26.740 +0.051	28.002	30.184	2'00.986	2'01.285	15	0.299
15	95 J. DANILO	FRA	Honda CBR600RR	35.711	26.574	27.896	30.860	2'01.041	2'01.041	12	
16	38 H. SOOMER	EST	Honda CBR600RR	36.518	26.564	28.168	30.658	2'01.908	2'01.908	16	
17	9 M. BAU	FRA	Yamaha YZF R6	36.764	27.017 +0.016	28.533	30.311	2'02.625	2'02.641	17	0.016
18	74 J. VAN SIKKELERUS	NED	Honda CBR600RR	36.135	27.339	28.277	30.985	2'02.736	2'02.736	18	
19	10 N. CALERO	ESP	Kawasaki ZX-6R	36.567	26.933	28.165	31.126	2'02.791	2'02.791	19	
20	22 F. FULIGNI	ITA	MV Agusta F3 675	36.529	27.119	28.139	31.080 +0.490	2'02.867	2'03.357	20	0.490
21	36 T. GRADINGER	AUT	Yamaha YZF R6	36.385	27.277	28.652	31.060	2'03.374	2'03.374	21	
22	84 L. CRESSON	BEL	Yamaha YZF R6	36.658	27.227	28.825	32.148	2'04.858	2'04.858	22	
23	31 D. VALLE	ESP	Yamaha YZF R6	37.123	27.669 +0.069	29.346 +0.192	31.821	2'05.959	2'06.220	23	0.261
24	69 G. POT	FRA	Yamaha YZF R6	36.987 +0.145	27.477 +0.186	29.463	32.348 +0.024	2'06.275	2'06.630	24	0.355
25	48 X. NAVAND	FRA	Yamaha YZF R6	37.335	27.742	29.843	32.778 +0.071	2'07.698	2'07.769	25	0.071
26	53 G. SCONZA	ITA	Honda CBR600RR	38.642 +0.344	27.892	29.914	31.839	2'08.287	2'08.631	26	0.344
	4 C. STANGE	GER	Honda CBR600RR	One or more sectors missing							

Overall Ideal Time

34.585 25.559 26.384 29.001

1'55.529

28/09/2019

These data/results cannot be reproduced, stored and/or transmitted in whole or in part by any manner of electronic, mechanical, photocopying, recording, broadcasting or otherwise now known or herein after developed without the previous express consent by the copyright owner, except for reproduction in daily press and regular printed publications on sale to the public within 60 days of the event related to those data/results and always provided that copyright symbol appears together as follows below.

© DORNA WSBK ORGANIZATION Srl 2019

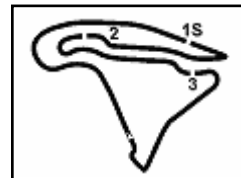
PIRELLI PERUGIA TIMING



Official Tyre Supplier



Official Timekeeper



## Pirelli French Round, 27-29 September 2019

### Chronological Analysis Tissot Superpole

1° 11 K. SMITH (1'56.287)								6° 21 R. KRUMMENACHER (1'59.025)							
Lap	Seg.1	Seg.2	Seg.3	Seg.4	Lap Time	km/h	Local Time	Lap	Seg.1	Seg.2	Seg.3	Seg.4	Lap Time	km/h	Local Time
1		28.199	28.968	30.700		226,4	12:07'08.414	1		28.953	29.601	32.659		214,3	12:07'11.926
2	36.572	27.343	27.729	29.938	2'01.582	231,8	12:09'09.996	2	37.462	27.607	29.061	32.494	2'06.624	220,9	12:09'18.550
3	35.719	26.788	27.418	29.981	1'59.906	238,9	12:11'09.902	3	37.023	27.422	28.754	31.165	2'04.364	228,8	12:11'22.914
4	35.148	26.274	26.842	29.661	1'57.925	240,0	12:13'07.827	4	36.528	26.680	28.227	30.827	2'02.262	239,5	12:13'25.176
5	34.827	<b>25.984</b>	26.688	29.449	1'56.948	<b>241,6</b>	12:15'04.775	5	36.280	26.914	29.337	37.961	2'10.492P	241,6	12:15'35.668
6	34.825	55.017	29.855	34.494	2'34.191P	241,1	12:17'38.966	6	4'59.218	26.930	28.911	31.301	6'26.360P	226,9	12:22'02.028
7	4'34.697	27.757	27.835	30.457	6'00.746P	220,4	12:23'39.712	7	36.562	26.362	28.032	30.547	2'01.503	<b>244,9</b>	12:24'03.531
8	35.201	26.409	26.540	29.587	1'57.737	238,9	12:25'37.449	8	35.921	26.403	28.098	30.458	2'00.880	242,7	12:26'04.411
9	34.928	26.498	27.155	29.709	1'58.290	237,9	12:27'35.739	9	35.976	<b>25.951</b>	27.646	29.862	1'59.435	244,3	12:28'03.846
10	34.620	25.999	26.297	29.560	1'56.476C	<b>241,6</b>	12:29'32.215	10	<b>35.533</b>	26.346	<b>27.286</b>	<b>29.860</b>	<b>1'59.025</b>	238,4	12:30'02.871
11	<b>34.585</b>	26.282	<b>26.384</b>	<b>29.036</b>	<b>1'56.287</b>	235,3	12:31'28.502								

2° 16 J. CLUZEL (1'57.097)								7° 78 H. OKUBO (1'59.443)							
Lap	Seg.1	Seg.2	Seg.3	Seg.4	Lap Time	km/h	Local Time	Lap	Seg.1	Seg.2	Seg.3	Seg.4	Lap Time	km/h	Local Time
1		28.090	30.638	31.742		232,3	12:08'18.741	1		29.363	30.972	34.371		218,6	12:07'19.865
2	36.995	26.965	28.268	29.963	2'02.191	239,5	12:10'20.932	2	38.527	28.168	29.615	31.884	2'08.194	228,3	12:09'28.059
3	35.870	25.959	27.743	29.561	1'59.133	242,7	12:12'20.065	3	37.673	27.094	28.945	31.216	2'04.928	242,7	12:11'32.987
4	36.646	26.617	28.656	31.308	2'03.227P	233,8	12:14'23.292	4	37.340	26.745	29.274	30.976	2'04.335	245,5	12:13'37.322
5	5'39.834	27.023	28.687	30.482	7'06.026P	245,5	12:21'29.318	5	36.850	26.810	28.495	30.451	2'02.606	243,8	12:15'39.928
6	36.264	26.241	28.525	29.330	2'00.360	241,1	12:23'29.678	6	36.689	27.471	28.467	30.772	2'03.399	233,8	12:17'43.327
7	35.473	<b>25.559</b>	27.444	29.448	1'57.924	<b>248,3</b>	12:25'27.602	7	36.747	27.060	29.186	33.930	2'06.923P	243,2	12:19'50.250
8	35.530	25.991	27.432	29.565	1'58.518	246,6	12:27'26.120	8	3'25.705	32.725	30.502	33.321	5'02.253P	227,4	12:24'52.503
9	38.588	26.864	27.940	34.418	2'07.810	238,4	12:29'33.930	9	38.655	27.642	28.972	30.761	2'06.030	233,8	12:26'58.533
10	<b>35.237</b>	25.804	<b>27.055</b>	<b>29.001</b>	<b>1'57.097</b>	247,1	12:31'31.027	10	36.495	26.473	29.170	30.183	2'02.321	244,9	12:29'00.854
								11	<b>36.164</b>	<b>25.889</b>	<b>27.675</b>	<b>29.715</b>	<b>1'59.443</b>	<b>248,3</b>	12:31'00.297

3° 86 A. BADOVINI (1'58.440)								8° 94 C. PEROLARI (2'00.526)							
Lap	Seg.1	Seg.2	Seg.3	Seg.4	Lap Time	km/h	Local Time	Lap	Seg.1	Seg.2	Seg.3	Seg.4	Lap Time	km/h	Local Time
1		30.019	30.133	33.861		213,0	12:08'51.220	1		33.469	32.243	33.739		200,7	12:08'16.612
2	38.516	28.449	29.196	32.150	2'08.311	223,6	12:10'59.531	2	39.021	27.516	29.698	31.726	2'07.961	232,8	12:10'24.573
3	37.475	27.842	29.056	31.436	2'05.809	227,8	12:13'05.340	3	37.138	27.407	29.582	31.186	2'05.313	233,8	12:12'29.886
4	37.407	28.126	28.657	30.865	2'05.055	220,4	12:15'10.395	4	36.787	27.547	29.048	31.070	2'04.452	237,9	12:14'34.338
5	36.370	27.601	27.911	30.336	2'02.218	236,8	12:17'12.613	5	36.722	27.177	28.943	31.005	2'03.847	242,2	12:16'38.185
6	36.344	26.626	27.381	30.466	2'00.817	232,8	12:19'13.430	6	36.459	27.027	28.540	30.845	2'02.871	245,5	12:18'41.056
7	36.296	26.904	27.427	29.866	2'00.493	230,8	12:21'13.923	7	36.370	26.780	28.252	30.694	2'02.096	245,5	12:20'43.152
8	36.084	26.635	27.162	<b>29.629</b>	1'59.510	<b>238,4</b>	12:23'13.433	8	36.320	26.739	28.201	30.847	2'02.107	243,8	12:22'45.259
9	<b>35.112</b>	<b>26.555</b>	<b>26.943</b>	29.830	<b>1'58.440</b>	236,3	12:25'11.873	9	36.242	26.746	<b>27.910</b>	30.634	2'01.532	<b>246,0</b>	12:24'46.791
10	35.281	26.657	27.148	30.123	1'59.209	229,3	12:27'11.082	10	36.738	26.855	31.051	32.024	2'06.668	238,9	12:26'53.459

4° 64 F. CARICASULO (1'58.678)								9° 32 I. VINALES (2'00.615)							
Lap	Seg.1	Seg.2	Seg.3	Seg.4	Lap Time	km/h	Local Time	Lap	Seg.1	Seg.2	Seg.3	Seg.4	Lap Time	km/h	Local Time
1		29.411	31.653	34.098		224,1	12:07'39.465	1		33.455	33.258	36.580		214,7	12:07'38.933
2	40.475	29.011	30.227	32.749	2'12.462	203,0	12:09'51.927	2	41.220	30.647	31.896	34.479	2'18.242	203,0	12:09'57.175
3	37.803	28.102	30.128	32.663	2'08.696	210,5	12:12'00.623	3	39.182	28.933	30.719	33.193	2'12.027	232,8	12:12'09.202
4	38.134	28.238	29.503	31.847	2'07.722	206,1	12:14'08.345	4	38.335	28.311	29.760	31.933	2'08.339	232,3	12:14'17.541
5	36.646	27.280	28.699	31.121	2'03.746	216,9	12:16'12.091	5	37.200	27.845	29.110	31.859	2'06.014	240,0	12:16'23.555
6	36.571	26.741	28.221	30.185	2'01.718	229,3	12:18'13.809	6	37.371	28.387	29.780	40.170	2'15.708C	242,7	12:18'39.263
7	36.124	26.686	29.383	32.535	2'04.728P	<b>235,8</b>	12:20'18.537	7	37.683	27.998	29.455	31.142	2'06.278	243,2	12:20'45.541
8	2'26.002	27.368	28.788	30.719	3'52.877P	212,2	12:24'11.414	8	37.370	27.106	28.531	30.985	2'03.992	244,3	12:22'49.533
9	36.288	26.282	27.903	30.110	2'00.583	233,3	12:26'11.997	9	36.856	26.836	28.256	31.156	2'03.104	<b>246,6</b>	12:24'52.637
10	35.938	26.145	27.488	30.077	1'59.648	227,8	12:28'11.645	10	36.943	26.698	28.337	30.517	2'02.495	245,5	12:26'55.132
11	<b>35.814</b>	<b>26.001</b>	<b>27.359</b>	<b>29.504</b>	<b>1'58.678</b>	233,8	12:30'10.323	11	36.583	26.278	28.018	<b>30.077</b>	2'00.956	<b>246,6</b>	12:28'56.088
								12	<b>36.306</b>	<b>26.222</b>	<b>27.790</b>	30.297	<b>2'00.615</b>	<b>246,6</b>	12:30'56.703

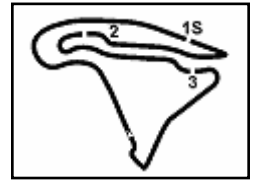
  

5° 44 L. MAHIAS (1'58.845)								10° 56 P. SEBESTYEN (2'00.621)							
Lap	Seg.1	Seg.2	Seg.3	Seg.4	Lap Time	km/h	Local Time	Lap	Seg.1	Seg.2	Seg.3	Seg.4	Lap Time	km/h	Local Time
1		27.854	28.227	30.673		224,5	12:09'12.685	1		30.073	31.170	35.265		195,3	12:07'20.004
2	36.337	27.060	28.136	29.939	2'01.472	229,8	12:11'14.157	2	39.470	28.889	29.810	32.661	2'10.830	209,7	12:09'30.834
3	35.820	26.720	27.495	29.924	1'59.959	<b>238,4</b>	12:13'14.116								
4	<b>35.745</b>	<b>26.247</b>	<b>27.317</b>	<b>29.536</b>	<b>1'58.845</b>	<b>233,8</b>	12:15'12.961								
5	35.858	27.213	28.774	33.301	2'05.146P	234,3	12:17'18.107								
6	6'10.992	52.141	33.313	37.665	8'14.111P	213,0	12:25'32.218								

28/09/2019 P = Pits In/Out - C = Lap Time Cancelled

These data/results cannot be reproduced, stored and/or transmitted in whole or in part by any manner of electronic, mechanical, photocopying, recording, broadcasting or otherwise now known or herein after developed without the previous express consent by the copyright owner, except for reproduction in daily press and regular printed publications on sale to the public within 60 days of the event related to those data/results and always provided that copyright symbol appears together as follows below.

© DORNA WSBK ORGANIZATION Srl 2019



### Pirelli French Round, 27-29 September 2019 Chronological Analysis Tissot Superpole

Magny-Cours 4.411 m

**2 / 3**

3	37.998	31.061	29.613	33.970	2'12.642C	204,5	12:11'43.476	9	36.484	26.398	<b>27.843</b>	<b>30.439</b>	2'01.164	240,5	12:23'42.982																																																																																																																																																																				
4	38.017	27.740	28.823	31.638	2'06.218	211,4	12:13'49.694	10	36.057	26.545	27.936	30.575	<b>2'01.113</b>	234,3	12:25'44.095																																																																																																																																																																				
5	37.281	27.476	28.715	31.374	2'04.846	228,8	12:15'54.540	11	36.230	28.330	28.768	30.753	2'04.081	238,4	12:27'48.176																																																																																																																																																																				
6	37.292	31.411	29.068	31.413	2'09.184	223,6	12:18'03.724	12	35.967	26.516	28.159	30.620	2'01.262	<b>241,1</b>	12:29'49.438																																																																																																																																																																				
7	36.931	26.988	28.699	31.055	2'03.673	237,4	12:20'07.397	13	36.061	26.676	28.243	30.640	2'01.620	240,0	12:31'51.058																																																																																																																																																																				
8	36.862	27.554	28.490	30.979	2'03.885	227,4	12:22'11.282	<table border="1"> <tr> <th colspan="2">15°</th> <th colspan="6">47 R. HARTOG (2'01.285)</th> </tr> <tr> <th>Lap</th><th>Seg.1</th><th>Seg.2</th><th>Seg.3</th><th>Seg.4</th><th>Lap Time</th><th>km/h</th><th>Local Time</th><th colspan="4"></th> </tr> <tr><td>1</td><td></td><td>31.653</td><td>33.581</td><td>35.870</td><td></td><td>190,1</td><td>12:07'29.126</td><td colspan="4"></td></tr> <tr><td>2</td><td>40.518</td><td>29.559</td><td>31.871</td><td>34.451</td><td>2'16.399</td><td>211,8</td><td>12:09'45.525</td><td colspan="4"></td></tr> <tr><td>3</td><td>39.226</td><td>29.116</td><td>32.109</td><td>35.402</td><td>2'15.853</td><td>226,9</td><td>12:12'01.378</td><td colspan="4"></td></tr> <tr><td>4</td><td>39.804</td><td>29.201</td><td>30.528</td><td>33.397</td><td>2'12.930</td><td>216,4</td><td>12:14'14.308</td><td colspan="4"></td></tr> <tr><td>5</td><td>37.914</td><td>28.385</td><td>29.871</td><td>32.688</td><td>2'08.858</td><td>235,3</td><td>12:16'23.166</td><td colspan="4"></td></tr> <tr><td>6</td><td>38.082</td><td>28.553</td><td>30.117</td><td>33.265</td><td>2'10.017</td><td>219,1</td><td>12:18'33.183</td><td colspan="4"></td></tr> <tr><td>7</td><td>37.639</td><td>27.431</td><td>29.220</td><td>31.667</td><td>2'05.957</td><td>243,2</td><td>12:20'39.140</td><td colspan="4"></td></tr> <tr><td>8</td><td>36.939</td><td>27.414</td><td>28.787</td><td>31.377</td><td>2'04.517</td><td>243,2</td><td>12:22'43.657</td><td colspan="4"></td></tr> <tr><td>9</td><td>36.491</td><td>26.895</td><td>28.564</td><td>31.879</td><td>2'03.829</td><td><b>243,8</b></td><td>12:24'47.486</td><td colspan="4"></td></tr> <tr><td>10</td><td>36.440</td><td>27.309</td><td>29.066</td><td>31.496</td><td>2'04.311</td><td>230,8</td><td>12:26'51.797</td><td colspan="4"></td></tr> <tr><td>11</td><td><b>36.060</b></td><td><b>26.740</b></td><td>28.215</td><td>30.612</td><td>2'01.627</td><td><b>243,8</b></td><td>12:28'53.424</td><td colspan="4"></td></tr> <tr><td>12</td><td>36.308</td><td>26.791</td><td><b>28.002</b></td><td><b>30.184</b></td><td><b>2'01.285</b></td><td>241,6</td><td>12:30'54.709</td><td colspan="4"></td></tr> </table>								15°		47 R. HARTOG (2'01.285)						Lap	Seg.1	Seg.2	Seg.3	Seg.4	Lap Time	km/h	Local Time					1		31.653	33.581	35.870		190,1	12:07'29.126					2	40.518	29.559	31.871	34.451	2'16.399	211,8	12:09'45.525					3	39.226	29.116	32.109	35.402	2'15.853	226,9	12:12'01.378					4	39.804	29.201	30.528	33.397	2'12.930	216,4	12:14'14.308					5	37.914	28.385	29.871	32.688	2'08.858	235,3	12:16'23.166					6	38.082	28.553	30.117	33.265	2'10.017	219,1	12:18'33.183					7	37.639	27.431	29.220	31.667	2'05.957	243,2	12:20'39.140					8	36.939	27.414	28.787	31.377	2'04.517	243,2	12:22'43.657					9	36.491	26.895	28.564	31.879	2'03.829	<b>243,8</b>	12:24'47.486					10	36.440	27.309	29.066	31.496	2'04.311	230,8	12:26'51.797					11	<b>36.060</b>	<b>26.740</b>	28.215	30.612	2'01.627	<b>243,8</b>	12:28'53.424					12	36.308	26.791	<b>28.002</b>	<b>30.184</b>	<b>2'01.285</b>	241,6	12:30'54.709				
15°		47 R. HARTOG (2'01.285)																																																																																																																																																																																	
Lap	Seg.1	Seg.2	Seg.3	Seg.4	Lap Time	km/h	Local Time																																																																																																																																																																												
1		31.653	33.581	35.870		190,1	12:07'29.126																																																																																																																																																																												
2	40.518	29.559	31.871	34.451	2'16.399	211,8	12:09'45.525																																																																																																																																																																												
3	39.226	29.116	32.109	35.402	2'15.853	226,9	12:12'01.378																																																																																																																																																																												
4	39.804	29.201	30.528	33.397	2'12.930	216,4	12:14'14.308																																																																																																																																																																												
5	37.914	28.385	29.871	32.688	2'08.858	235,3	12:16'23.166																																																																																																																																																																												
6	38.082	28.553	30.117	33.265	2'10.017	219,1	12:18'33.183																																																																																																																																																																												
7	37.639	27.431	29.220	31.667	2'05.957	243,2	12:20'39.140																																																																																																																																																																												
8	36.939	27.414	28.787	31.377	2'04.517	243,2	12:22'43.657																																																																																																																																																																												
9	36.491	26.895	28.564	31.879	2'03.829	<b>243,8</b>	12:24'47.486																																																																																																																																																																												
10	36.440	27.309	29.066	31.496	2'04.311	230,8	12:26'51.797																																																																																																																																																																												
11	<b>36.060</b>	<b>26.740</b>	28.215	30.612	2'01.627	<b>243,8</b>	12:28'53.424																																																																																																																																																																												
12	36.308	26.791	<b>28.002</b>	<b>30.184</b>	<b>2'01.285</b>	241,6	12:30'54.709																																																																																																																																																																												

11°		30 G. VAN STRAALEN (2'00.784)					
Lap	Seg.1	Seg.2	Seg.3	Seg.4	Lap Time	km/h	Local Time
1		30.222	31.294	32.547		210,1	12:07'16.575
2	38.208	27.926	28.706	31.374	2'06.214	221,3	12:09'22.789
3	37.278	27.356	28.757	31.452	2'04.843	236,3	12:11'27.632
4	37.222	27.232	28.681	30.844	2'03.979	235,3	12:13'31.611
5	36.725	26.973	28.518	30.969	2'03.185	235,8	12:15'34.796
6	38.563	29.713	28.941	34.489	2'11.706P	166,2	12:17'46.502
7	3'06.636	27.913	29.088	31.533	4'35.170P	234,3	12:22'21.672
8	37.699	27.132	28.368	30.885	2'04.084	<b>238,4</b>	12:24'25.756
9	36.726	27.069	28.150	30.720	2'02.665	232,8	12:26'28.421
10	36.730	27.330	28.274	30.380	2'02.714	236,3	12:28'31.135
11	<b>35.978</b>	<b>26.830</b>	<b>27.703</b>	<b>30.273</b>	<b>2'00.784</b>	234,3	12:30'31.919

12°		95 J. DANILLO (2'01.041)					
Lap	Seg.1	Seg.2	Seg.3	Seg.4	Lap Time	km/h	Local Time
1		30.040	31.423	34.571		199,3	12:07'18.851
2	38.883	29.265	30.271	33.261	2'11.680	188,2	12:09'30.531
3	38.007	28.624	29.675	32.763	2'09.069	199,3	12:11'39.600
4	37.484	28.360	29.690	32.355	2'07.889	204,9	12:13'47.489
5	37.307	28.146	29.091	31.941	2'06.485	208,1	12:15'53.974
6	37.244	28.264	29.305	33.316	2'08.129C	<b>227,4</b>	12:18'02.103
7	36.843	27.747	28.452	31.881	2'04.923	208,5	12:20'07.026
8	36.778	27.525	28.848	32.457	2'05.608	215,1	12:22'12.634
9	36.945	27.401	28.252	31.886	2'04.484	215,1	12:24'17.118
10	36.230	27.194	28.383	31.512	2'03.319	210,5	12:26'20.437
11	36.142	27.231	27.953	31.061	2'02.387	216,4	12:28'22.824
12	<b>35.711</b>	<b>26.574</b>	<b>27.896</b>	<b>30.860</b>	<b>2'01.041</b>	221,8	12:30'23.865

13°		3 R. DE ROSA (2'01.092)					
Lap	Seg.1	Seg.2	Seg.3	Seg.4	Lap Time	km/h	Local Time
1		34.688	34.294	35.795		208,9	12:08'20.548
2	40.433	29.278	30.691	33.878	2'14.280	213,4	12:10'34.828
3	39.389	28.683	30.190	32.207	2'10.469	216,4	12:12'45.297
4	37.906	27.702	28.919	31.318	2'05.845	232,3	12:14'51.142
5	37.552	27.471	29.283	30.987	2'05.293	231,8	12:16'56.435
6	37.355	27.184	28.494	30.608	2'03.641	236,8	12:19'00.076
7	36.938	26.954	28.228	30.719	2'02.839	240,0	12:21'02.915
8	36.398	<b>26.855</b>	<b>27.926</b>	30.071	2'01.250	<b>241,1</b>	12:23'04.165
9	<b>36.274</b>	26.958	27.962	<b>29.898</b>	<b>2'01.092</b>	<b>241,1</b>	12:25'05.257
10	36.663	27.062			2'46.557P	<b>241,1</b>	12:27'51.814

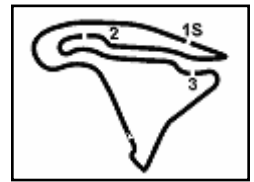
14°		61 G. RUIJ (2'01.113)					
Lap	Seg.1	Seg.2	Seg.3	Seg.4	Lap Time	km/h	Local Time
1		28.955	29.943	32.279		218,2	12:07'12.505
2	37.299	27.489	28.920	31.882	2'05.590	223,6	12:09'18.095
3	36.764	26.912	28.636	30.780	2'03.092	237,9	12:11'21.187
4	<b>35.965</b>	26.386			2'08.645	240,0	12:13'29.832
5	36.576	26.797	28.684	31.819	2'03.876	236,8	12:15'33.708
6	36.606	27.030	28.316	31.225	2'03.177	238,4	12:17'36.885
7	36.329	26.794	28.501	31.216	2'02.840	240,5	12:19'39.725
8	36.500	<b>26.385</b>	28.198	31.010	2'02.093	240,0	12:21'41.818

28/09/2019 P = Pits In/Out - C = Lap Time Cancelled

These data/results cannot be reproduced, stored and/or transmitted in whole or in part by any manner of electronic, mechanical, photocopying, recording, broadcasting or otherwise now known or herein after developed without the previous express consent by the copyright owner, except for reproduction in daily press and regular printed publications on sale to the public within 60 days of the event related to those data/results and always provided that copyright symbol appears together as follows below.

© DORNA WSBK ORGANIZATION Srl 2019





### Pirelli French Round, 27-29 September 2019

#### Chronological Analysis Tissot Superpole

Magny-Cours 4.411 m

**3 / 3**

19° 10 N. CALERO (2'02.791)							
Lap	Seg.1	Seg.2	Seg.3	Seg.4	Lap Time	km/h	Local Time
1		29.792	31.332	37.598	203,0	12:07'24.927	
2	39.804	29.272	30.777	33.774	2'13.627	206,9	12:09'38.554
3	42.787	33.352	31.878	34.965	2'22.982	177,3	12:12'01.536
4	38.412	28.853	30.311	33.443	2'11.019	216,0	12:14'12.555
5	37.735	28.073	29.252	32.956	2'08.016	229,8	12:16'20.571
6	37.660	27.738	29.429	32.092	2'06.919	226,9	12:18'27.490
7	37.093	27.480	28.682	31.674	2'04.929	228,3	12:20'32.419
8	37.088	27.598	28.840	31.906	2'05.432	232,3	12:22'37.851
9	38.428	30.985	36.447	39.927	2'25.787	219,1	12:25'03.638
10	38.628	27.438	28.804	38.726	2'13.596C	229,3	12:27'17.234
11	36.824	27.687	28.633	31.665	2'04.809	227,4	12:29'22.043
12	<b>36.567</b>	<b>26.933</b>	<b>28.165</b>	<b>31.126</b>	<b>2'02.791</b>	<b>243,2</b>	12:31'24.834

4	38.949	29.574	30.928	33.307	2'12.758	212,2	12:14'08.336
5	38.295	28.720	30.189	33.176	2'10.380	214,7	12:16'18.716
6	37.982	28.857	30.097	32.808	2'09.744	<b>228,3</b>	12:18'28.460
7	37.686	27.861	29.727	32.805	2'08.079	214,3	12:20'36.539
8	37.608	27.951	30.637	32.434	2'08.630	221,8	12:22'45.169
9	37.516	<b>27.669</b>	30.130	32.678	2'07.993	221,3	12:24'53.162
10	37.604	28.308	<b>29.346</b>	31.837	2'07.095	221,3	12:27'00.257
11	<b>37.123</b>	27.738	29.538	<b>31.821</b>	<b>2'06.220</b>	221,8	12:29'06.477
12	37.205	27.855	29.478	31.980	2'06.518	223,1	12:31'12.995

20° 22 F. FULIGNI (2'03.357)							
Lap	Seg.1	Seg.2	Seg.3	Seg.4	Lap Time	km/h	Local Time
1		31.290	30.970	34.323	196,7	12:08'13.904	
2	38.500	28.407	29.546	33.314	2'09.767	215,1	12:10'23.671
3	37.614	27.483	30.555	34.413	2'10.065P	228,3	12:12'33.736
4	3'40.766	31.056	30.402	33.662	5'15.886P	179,7	12:17'49.622
5	38.570	28.475	29.961	32.939	2'09.945	218,6	12:19'59.567
6	37.818	27.894	29.322	32.144	2'07.178	220,4	12:22'06.745
7	37.235	27.603	28.935	31.984	2'05.757	220,9	12:24'12.502
8	36.831	27.331	28.974	31.843	2'04.979	231,8	12:26'17.481
9	36.852	27.311	28.282	<b>31.080</b>	2'03.525	226,9	12:28'21.006
10	<b>36.529</b>	<b>27.119</b>	<b>28.139</b>	31.570	<b>2'03.357</b>	<b>232,3</b>	12:30'24.363

24° 69 G. POT (2'06.630)							
Lap	Seg.1	Seg.2	Seg.3	Seg.4	Lap Time	km/h	Local Time
1							12:05'55.400
2	2'05.868	31.147	32.734	36.252	3'46.001P	191,2	12:09'41.401
3	40.502	29.669	31.667	35.173	2'17.011	194,6	12:11'58.412
4	39.294	29.830	31.350	34.530	2'15.004	205,7	12:14'13.416
5	38.168	28.434	29.629	32.995	2'09.226	216,9	12:16'22.642
6	37.664	28.391	29.929	<b>32.348</b>	2'08.332	221,8	12:18'30.974
7	37.132	27.663	<b>29.463</b>	32.372	<b>2'06.630</b>	221,3	12:20'37.604
8	37.016	27.667	29.678	32.494	2'06.855	216,4	12:22'44.459
9	<b>36.987</b>	<b>27.477</b>	30.360	32.513	2'07.337	<b>227,4</b>	12:24'51.796
10					5'42.680P		12:30'34.476

21° 36 T. GRADINGER (2'03.374)							
Lap	Seg.1	Seg.2	Seg.3	Seg.4	Lap Time	km/h	Local Time
1		30.325	32.571	35.082	183,1	12:07'27.373	
2	39.328	29.441	31.126	34.343	2'14.238	204,9	12:09'41.611
3	38.880	28.493	31.475	33.656	2'12.504	208,1	12:11'54.115
4	41.325	29.525	31.411	33.026	2'15.287	213,4	12:14'09.402
5	37.734	28.631	30.581	36.925	2'13.871P	220,0	12:16'23.273
6	1'43.487	27.894	31.519	36.595	3'19.495P	229,3	12:19'42.768
7	37.807	27.685	30.033	32.135	2'07.660	238,4	12:21'50.428
8	37.461	28.693	30.535	32.630	2'09.319	232,3	12:23'59.747
9	37.381	27.531	29.886	31.937	2'06.735	<b>238,4</b>	12:26'06.482
10	36.781	27.405	29.138	31.099	2'04.423	<b>240,5</b>	12:28'10.905
11	<b>36.385</b>	<b>27.277</b>	<b>28.652</b>	<b>31.060</b>	<b>2'03.374</b>	236,3	12:30'14.279

25° 48 X. NAVAND (2'07.769)							
Lap	Seg.1	Seg.2	Seg.3	Seg.4	Lap Time	km/h	Local Time
1			33.764	35.734	38.627	179,7	12:07'38.038
2	41.407	30.169	32.705	36.593	2'20.874	211,4	12:09'58.912
3	40.032	29.527	32.270	35.659	2'17.488	216,0	12:12'16.400
4	38.906	28.611	31.780	35.373	2'14.670	222,7	12:14'31.070
5	39.064	28.636	31.162	33.861	2'12.723	222,7	12:16'43.793
6	37.908	28.425	31.391	37.469	2'15.193P	231,8	12:18'58.986
7	1'59.814	29.075	31.743	35.111	3'35.743P	220,9	12:22'34.729
8	38.959	28.004	30.552	33.806	2'11.321	224,5	12:24'46.050
9	37.775	28.154	30.166	<b>32.778</b>	2'08.873	224,5	12:26'54.923
10	38.037	27.906	30.337	33.497	2'09.777	<b>234,8</b>	12:29'04.700
11	<b>37.335</b>	<b>27.742</b>	<b>29.843</b>	32.849	<b>2'07.769</b>	<b>234,8</b>	12:31'12.469

22° 84 L. CRESSON (2'04.858)							
Lap	Seg.1	Seg.2	Seg.3	Seg.4	Lap Time	km/h	Local Time
1		31.217	32.948	35.932	179,4	12:07'30.426	
2	40.520	29.800	31.704	35.051	2'17.075	194,6	12:09'47.501
3	38.932	29.486	31.456	35.200	2'15.074	201,1	12:12'02.575
4	38.738	29.293	31.091	33.658	2'12.780	203,8	12:14'15.355
5	37.899	28.397	30.306	32.894	2'09.496	224,1	12:16'24.851
6	37.952	30.586	30.970	35.962	2'15.470P	227,4	12:18'40.321
7	2'46.370	29.545	30.742	33.885	4'20.542P	204,2	12:23'00.863
8	38.101	28.255	29.513	32.303	2'08.172	226,9	12:25'09.035
9	37.480	27.807	29.332	32.761	2'07.380	230,3	12:27'16.415
10	37.288	27.587	29.339	32.317	2'06.531	<b>231,8</b>	12:29'22.946
11	<b>36.658</b>	<b>27.227</b>	<b>28.825</b>	<b>32.148</b>	<b>2'04.858</b>	<b>231,8</b>	12:31'27.804

26° 53 G. SCONZA (2'08.631)							
Lap	Seg.1	Seg.2	Seg.3	Seg.4	Lap Time	km/h	Local Time
1		34.662	35.728	38.146	153,2	12:07'38.592	
2	43.261	31.519	32.847	34.374	2'22.001	172,5	12:10'00.593
3	40.105	29.632	31.913	34.976	2'16.626	204,2	12:12'17.219
4	40.094	29.327	33.305	38.343	2'21.069P	209,3	12:14'38.288
5	5'09.529	30.195	32.714	34.414	6'46.852P	204,9	12:21'25.140
6	40.272	29.374	31.735	33.254	2'14.635	207,7	12:23'39.775
7	39.105	28.589	30.853	32.477	2'11.024	210,1	12:25'50.799
8	<b>38.642</b>	28.133	30.231	31.865	2'08.871	<b>221,3</b>	12:27'59.670
9	38.986	<b>27.892</b>	<b>29.914</b>	<b>31.839</b>	<b>2'08.631</b>	220,4	12:30'08.301

23° 31 D. VALLE (2'06.220)							
Lap	Seg.1	Seg.2	Seg.3	Seg.4	Lap Time	km/h	Local Time
1		30.509	31.836	35.498	192,5	12:07'24.000	
2	40.072	29.446	31.463	33.999	2'14.980	208,9	12:09'38.980
3	40.667	30.870	31.190	33.871	2'16.598	205,7	12:11'55.578

28/09/2019 P = Pits In/Out - C = Lap Time Cancelled

These data/results cannot be reproduced, stored and/or transmitted in whole or in part by any manner of electronic, mechanical, photocopying, recording, broadcasting or otherwise now known or herein after developed without the previous express consent by the copyright owner, except for reproduction in daily press and regular printed publications on sale to the public within 60 days of the event related to those data/results and always provided that copyright symbol appears together as follows below.

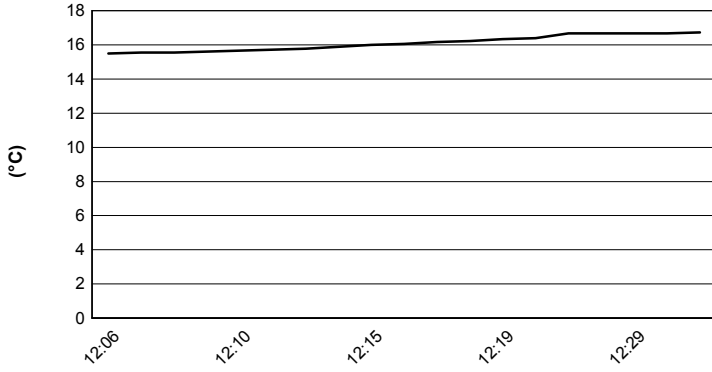
© DORNA WSBK ORGANIZATION Srl 2019

## Pirelli French Round, 27-29 September 2019

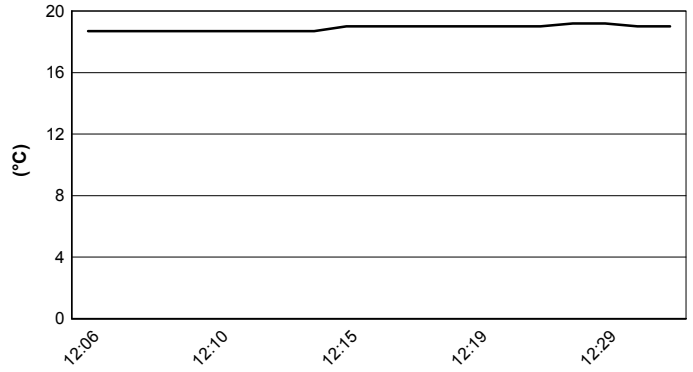
### Weather Report Tissot Superpole

Session started 12:05 - Session ended 12:32

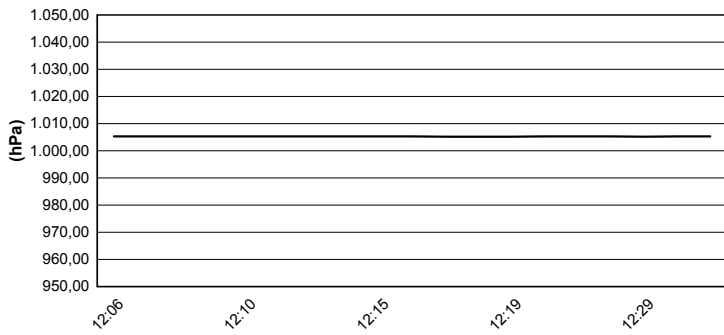
#### Air Temperature



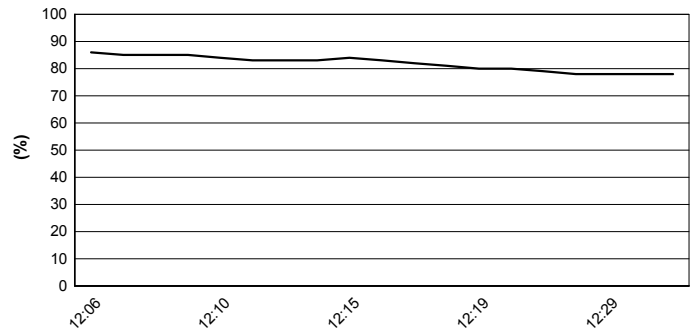
#### Track Temperature



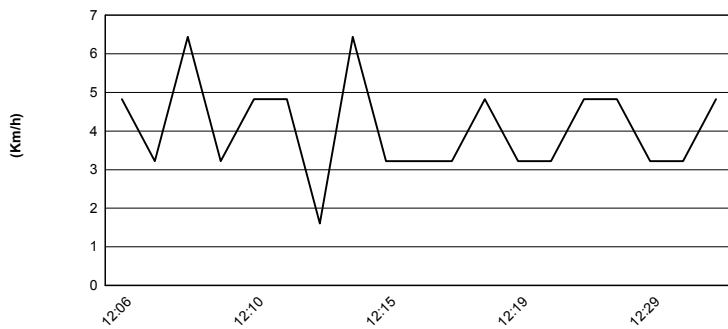
#### Air Pressure



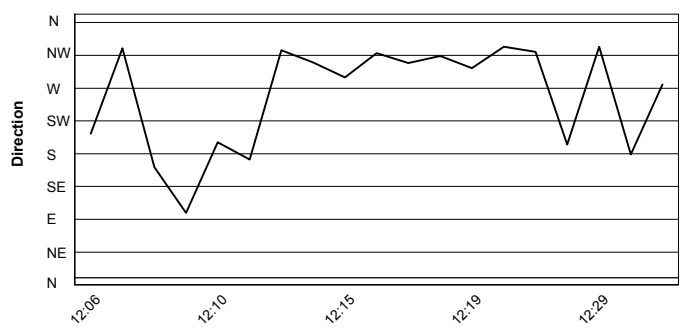
#### Humidity



#### Wind Speed



#### Wind Direction

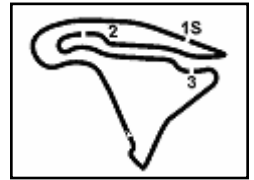


28/09/2019

These data/results cannot be reproduced, stored and/or transmitted in whole or in part by any manner of electronic, mechanical, photocopying, recording, broadcasting or otherwise now known or herein after developed without the previous express consent by the copyright owner, except for reproduction in daily press and regular printed publications on sale to the public within 60 days of the event related to those data/results and always provided that copyright symbol appears together as follows below.

© DORNA WSBK ORGANIZATION Srl 2019





Magny-Cours 4.411 m

## Pirelli French Round, 27-29 September 2019

### Provisional Starting Grid

19 Laps x 4,411 km = 83,809 km

3	<b>86</b> BADOVINI A. Kawasaki 1'58.440	2	<b>16</b> CLUZEL J. Yamaha 1'57.097	1	<b>11</b> SMITH K. Kawasaki 1'56.287	1
6	<b>21</b> KRUMMENACHER R. Yamaha 1'59.025	5	<b>44</b> MAHIAS L. Kawasaki 1'58.845	4	<b>64</b> CARICASULO F. Yamaha 1'58.678	2
9	<b>32</b> VINALES I. Yamaha 2'00.615	8	<b>94</b> PEROLARI C. Yamaha 2'00.526	7	<b>78</b> OKUBO H. Kawasaki 1'59.443	3
12	<b>95</b> DANILO J. Honda 2'01.041	11	<b>30</b> VAN STRAALEN G. Kawasaki 2'00.784	10	<b>56</b> SEBESTYEN P. Honda 2'00.621	4
15	<b>47</b> HARTOG R. Kawasaki 2'01.285	14	<b>61</b> RUIU G. Yamaha 2'01.113	13	<b>3</b> DE ROSA R. MV Agusta 2'01.092	5
18	<b>74</b> VAN SIKKELERUS J Honda 2'02.736	17	<b>9</b> BAU M. Yamaha 2'02.641	16	<b>38</b> SOOMER H. Honda 2'01.908	6
21	<b>36</b> GRADINGER T. Yamaha 2'03.374	20	<b>22</b> FULIGNI F. MV Agusta 2'03.357	19	<b>10</b> CALERO N. Kawasaki 2'02.791	7
24	<b>69</b> POT G. Yamaha 2'06.630	23	<b>31</b> VALLE D. Yamaha 2'06.220	22	<b>84</b> CRESSON L. Yamaha 2'04.858	8
				25	<b>48</b> NAVAND X. Yamaha 2'07.769	9

28/09/2019 The Race Director .....

These data/results cannot be reproduced, stored and/or transmitted in whole or in part by any manner of electronic, mechanical, photocopying, recording, broadcasting or otherwise now known or herein after developed without the previous express consent by the copyright owner, except for reproduction in daily press and regular printed publications on sale to the public within 60 days of the event related to those data/results and always provided that copyright symbol appears together as follows below.

© DORNA WSBK ORGANIZATION Srl 2019

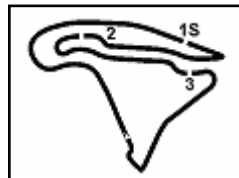
FICR PERUGIA TIMING



Official Tyre Supplier



Official Timekeeper



Magny-Cours 4.411 m

## Pirelli French Round, 27-29 September 2019

### Superpole Ranking

	2016	2017	2018	2019
<b>01 Phillip Island Grand Prix Circuit</b>	Sofuoglu (Tur) Kaw 1'33.142 (171,8 Km/h)	Jacobsen (Usa) MvA 1'33.128 (171,8 Km/h)	Mahias (Fra) Yam 1'33.160 (171,8 Km/h)	Caricasulo (Ita) Yam 1'32.604 (172,8 Km/h)
<b>02 Chang International Circuit</b>	Cluzel (Fra) MvA 1'38.383 (166,6 Km/h)	Cluzel (Fra) Hon 1'37.683 (167,8 Km/h)	Mahias (Fra) Yam 1'36.738 (169,5 Km/h)	Cluzel (Fra) Yam 1'36.826 (169,3 Km/h)
<b>03 Motorland Aragon</b>	Sofuoglu (Tur) Kaw 1'54.000 (160,3 Km/h)	Jacobsen (Usa) MvA 1'54.948 (159,0 Km/h)	Cortese (Ger) Yam 1'53.567 (160,9 Km/h)	Gradinger (Aut) Yam 1'53.972 (160,4 Km/h)
<b>04 TT Circuit Assen</b>	Krummenacher (Sui) Kaw 1'39.300 (164,7 Km/h)	Sofuoglu (Tur) Kaw 1'37.805 (167,2 Km/h)	Cortese (Ger) Yam 1'37.799 (167,2 Km/h)	Krummenacher (Sui) Yam 1'38.010 (166,8 Km/h)
<b>05 Autodromo Internazionale Enzo e Dino</b>	Cluzel (Fra) MvA 1'51.132 (159,8 Km/h)	Jacobsen (Usa) MvA 1'51.611 (159,1 Km/h)	Mahias (Fra) Yam 1'53.042 (157,1 Km/h)	Krummenacher (Sui) Yam 1'50.239 (161,1 Km/h)
<b>06 Circuito de Jerez Ángel Nieto</b>	Sofuoglu (Tur) Kaw 1'42.969 (154,6 Km/h)	Caricasulo (Ita) Yam 1'43.285 (154,2 Km/h)		Krummenacher (Sui) Yam 1'41.775 (156,5 Km/h)
<b>07 Misano World Circuit "Marco Simoncelli"</b>	Caricasulo (Ita) Hon 1'38.097 (149,0 Km/h)	Sofuoglu (Tur) Kaw 1'38.672 (148,1 Km/h)	Caricasulo (Ita) Yam 1'37.694 (149,6 Km/h)	Mahias (Fra) Kaw 1'38.909 (147,8 Km/h)
<b>08 Donington Park</b>	Sofuoglu (Tur) Kaw 1'30.298 (160,3 Km/h)	Sofuoglu (Tur) Kaw 1'30.904 (159,2 Km/h)	Cluzel (Fra) Yam 1'30.270 (160,3 Km/h)	Caricasulo (Ita) Yam 1'31.092 (158,9 Km/h)
<b>09 Autódromo Internacional do Algarve</b>		Sofuoglu (Tur) Kaw 1'45.541 (156,6 Km/h)	Mahias (Fra) Yam 1'44.588 (158,1 Km/h)	Caricasulo (Ita) Yam 1'44.220 (158,6 Km/h)
<b>10 Circuit de Nevers Magny-Cours</b>	Sofuoglu (Tur) Kaw 1'55.461 (137,5 Km/h)	Tuuli (Fin) Yam 1'43.833 (152,9 Km/h)	Caricasulo (Ita) Yam 1'40.416 (158,1 Km/h)	Smith (Gbr) Kaw 1'56.287 (136,6 Km/h)
<b>11 Circuit San Juan Villicum</b>			Mahias (Fra) Yam 1'43.026 (139,8 Km/h)	
<b>12 Losail International Circuit</b>	Stapleford (Gbr) Tri 2'01.621 (159,2 Km/h)	Mahias (Fra) Yam 2'00.738 (160,4 Km/h)	Mahias (Fra) Yam 2'00.461 (160,8 Km/h)	

### 2019

- 3 F. Caricasulo
- 3 R. Krummenacher
- 1 T. Gradinger
- 1 L. Mahias
- 1 J. Cluzel
- 1 **K. Smith**

### ALL TIMES

- |                   |                   |                   |
|-------------------|-------------------|-------------------|
| 34 K. Sofuoglu    | 3 R. Xaus         | 1 C. Kellner      |
| 22 S. Charpentier | 3 I. MacPherson   | 1 B. MacLeod      |
| 21 J. Cluzel      | 3 A. Pitt         | 1 J. Vd Goorbergh |
| 17 B. Parkes      | 3 K. Curtain      | 1 S. Sanna        |
| 15 K. Muggeridge  | 3 D. Salom        | 1 M. Fabrizio     |
| 14 F. Foret       | 3 S. Cortese      | 1 C. Jones        |
| 14 S. Lowes       | 2 P. Bontempi     | 1 S. Morais       |
| 10 C. Crutchlow   | 2 V. Guareschi    | 1 <b>K. Smith</b> |
| 8 L. Mahias       | 2 J. Teuchert     | 1 K. Coghlan      |
| 7 F. Caricasulo   | 2 M. Lagrive      | 1 C. Davies       |
| 6 S. Chambon      | 2 L. Scassa       | 1 F. Marino       |
| 6 E. Laverty      | 2 J. Lascorz      | 1 L. Stapleford   |
| 5 P. Casoli       | 2 M. Pirro        | 1 N. Tuuli        |
| 5 K. Fujiwara     | 2 M. van der Mark | 1 T. Gradinger    |
| 5 C. Vermeulen    | 1 J. Whitham      |                   |
| 5 P. Jacobsen     | 1 M. Meregalli    |                   |
| 4 R. Krummenacher | 1 P. Riba         |                   |

28/09/2019

These data/results cannot be reproduced, stored and/or transmitted in whole or in part by any manner of electronic, mechanical, photocopying, recording, broadcasting or otherwise now known or herein after developed without the previous express consent by the copyright owner, except for reproduction in daily press and regular printed publications on sale to the public within 60 days of the event related to those data/results and always provided that copyright symbol appears together as follows below.

© DORNA WSBK ORGANIZATION Srl 2019

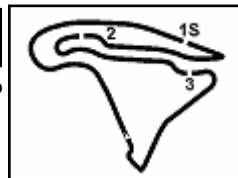
FICR PERUGIA TIMING



Official Tyre Supplier



Official Timekeeper



Magny-Cours 4.411 m

## Pirelli French Round, 27-29 September 2019

### Tissot Superpole Award

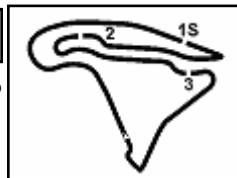
	Points	Points From First	Points From Previous	February 24	March 17	April 7	April 14	May 12	June 9	June 23	July 7	September 8	September 29	October 13	October 26				
				PHILLIP ISLAND	BURIRAM	ARAGON	ASSEN	IMOLA	JEREZ	MISANO	DONINGTON PARK	PORTIMAO	MAGNY COURS	SAN JUAN	LOSAIL				
<b>1 CARICASULO</b> Federico (ITA)	<b>94</b>			<b>12</b>	<b>7</b>	<b>9</b>	<b>9</b>	<b>9</b>	<b>9</b>	<b>9</b>	<b>12</b>	<b>12</b>	<b>6</b>						
<b>2 KRUMMENACHER</b> Randy (SUI)	<b>81</b>	13		<b>9</b>	<b>9</b>	<b>7</b>	<b>12</b>	<b>12</b>	<b>12</b>	<b>7</b>		<b>9</b>	<b>4</b>						
<b>3 CLUZEL</b> Jules (FRA)	<b>60</b>	34	21	<b>7</b>	<b>12</b>	<b>6</b>	<b>4</b>	<b>7</b>	<b>2</b>	<b>5</b>	<b>6</b>	<b>2</b>	<b>9</b>						
<b>4 MAHIAS</b> Lucas (FRA)	<b>50</b>	44	10	<b>1</b>	<b>1</b>	<b>3</b>	<b>2</b>	<b>3</b>	<b>7</b>	<b>12</b>	<b>9</b>	<b>7</b>	<b>5</b>						
<b>5 DE ROSA</b> Raffaele (ITA)	<b>45</b>	49	5	<b>6</b>	<b>5</b>	<b>4</b>	<b>7</b>	<b>4</b>	<b>5</b>	<b>2</b>	<b>7</b>	<b>5</b>							
<b>6 GRADINGER</b> Thomas (AUT)	<b>34</b>	60	11	<b>4</b>	<b>3</b>	<b>12</b>	<b>3</b>	<b>6</b>	<b>6</b>										
<b>7 OKUBO</b> Hikari (JPN)	<b>33</b>	61	1	<b>2</b>	<b>6</b>	<b>1</b>	<b>5</b>	<b>5</b>	<b>4</b>	<b>1</b>	<b>3</b>	<b>3</b>	<b>3</b>						
<b>8 VINALES</b> Isaac (ESP)	<b>22</b>	72	11		<b>4</b>	<b>5</b>			<b>1</b>	<b>3</b>	<b>2</b>	<b>6</b>	<b>1</b>						
<b>9 BADOVINI</b> Ayrton (ITA)	<b>20</b>	74	2					<b>2</b>	<b>3</b>		<b>4</b>	<b>4</b>	<b>7</b>						
<b>10 SMITH</b> Kyle (GBR)	<b>13</b>	81	7									<b>1</b>	<b>12</b>						
<b>11 SOOMER</b> Hannes (EST)	<b>13</b>	81	0				<b>6</b>			<b>6</b>	<b>1</b>								
<b>12 JONES</b> Brad (GBR)	<b>5</b>	89	8								<b>5</b>								
<b>13 FULIGNI</b> Federico (ITA)	<b>5</b>	89	0	<b>5</b>															
<b>14 BARBERA</b> Hector (ESP)	<b>5</b>	89	0	<b>3</b>	<b>2</b>														
<b>15 PEROLARI</b> Corentin (FRA)	<b>5</b>	89	0			<b>2</b>	<b>1</b>						<b>2</b>						
<b>16 OTTAVIANI</b> Luca (ITA)	<b>4</b>	90	1							<b>4</b>									
<b>17 ROCCOLI</b> Massimo (ITA)	<b>1</b>	93	3					<b>1</b>											

28/09/2019 Odd points columns: Tissot Superpole Even points columns: Tissot Superpole Race

These data/results cannot be reproduced, stored and/or transmitted in whole or in part by any manner of electronic, mechanical, photocopying, recording, broadcasting or otherwise now known or herein after developed without the previous express consent by the copyright owner, except for reproduction in daily press and regular printed publications on sale to the public within 60 days of the event related to those data/results and always provided that copyright symbol appears together as follows below.

© DORNA WSBK ORGANIZATION Srl 2019





## Pirelli French Round, 27-29 September 2019

### Best Laps & Speeds

No.	Rider Bike	Nat	Best Lap		FP1		FP2		FP3		SP	
			LL	SPD	LL	SPD	LL	SPD	LL	SPD	LL	SPD
1	<b>64 F. CARICASULO</b> Yamaha YZF R6	ITA	<b>1'41.716</b> 46 258,9		1'47.153 9 255,3		2'04.828 16 229,7		<b>1'41.716</b> 11 <b>258,9</b>		1'58.678 10 235,8	
2	<b>44 L. MAHIAS</b> Kawasaki ZX-6R	FRA	<b>1'42.168</b> 25 254,7		1'44.884 6 250,0		2'02.927 5 228,3		<b>1'42.168</b> 9 <b>254,7</b>		1'58.845 5 238,4	
3	<b>94 C. PEROLARI</b> Yamaha YZF R6	FRA	<b>1'42.522</b> 30 256,5		1'44.802 10 <b>256,5</b>				<b>1'42.522</b> 9 254,7		2'00.526 11 246,0	
4	<b>32 I. VINALES</b> Yamaha YZF R6	ESP	<b>1'42.612</b> 40 257,7		1'45.187 15 251,7		2'14.036 3 237,3		<b>1'42.612</b> 11 <b>257,7</b>		2'00.615 11 246,5	
5	<b>16 J. CLUZEL</b> Yamaha YZF R6	FRA	<b>1'42.646</b> 38 257,1		1'46.017 11 254,1		2'01.904 9 242,1		<b>1'42.646</b> 9 <b>257,1</b>		1'57.097 9 248,2	
6	<b>21 R. KRUMMENACHER</b> Yamaha YZF R6	SUI	<b>1'42.698</b> 33 262,1		1'50.224 6 250,5		2'04.477 7 237,8		<b>1'42.698</b> 11 <b>262,1</b>		1'59.025 9 244,9	
7	<b>3 R. DE ROSA</b> MV Agusta F3 675	ITA	<b>1'42.838</b> 41 257,7		1'49.252 8 249,4		2'06.283 13 237,8		<b>1'42.838</b> 11 <b>257,7</b>		2'01.092 9 241,0	
8	<b>38 H. SOOMER</b> Honda CBR600RR	EST	<b>1'43.106</b> 45 260,8		1'48.704 13 251,1		2'05.604 12 240,5		<b>1'43.106</b> 11 <b>260,8</b>		2'01.908 9 243,2	
9	<b>86 A. BADOVINI</b> Kawasaki ZX-6R	ITA	<b>1'43.281</b> 32 253,5		1'45.435 6 248,8		2'04.957 7 234,7		<b>1'43.281</b> 10 <b>253,5</b>		1'58.440 9 238,4	
10	<b>78 H. OKUBO</b> Kawasaki ZX-6R	JPN	<b>1'43.391</b> 47 255,9		1'47.103 13 255,3		2'00.484 15 242,7		<b>1'43.391</b> 9 <b>255,9</b>		1'59.443 10 248,2	
11	<b>11 K. SMITH</b> Kawasaki ZX-6R	GBR	<b>1'43.497</b> 39 252,3		1'47.561 9 248,2		1'59.293 12 241,0		<b>1'43.497</b> 8 <b>252,3</b>		1'56.287 10 241,6	
12	<b>36 T. GRADINGER</b> Yamaha YZF R6	AUT	<b>1'43.657</b> 28 259,6		1'48.241 7 248,8				<b>1'43.657</b> 11 <b>259,6</b>		2'03.374 10 240,5	
13	<b>95 J. DANILO</b> Honda CBR600RR	FRA	<b>1'44.136</b> 33 258,3		1'47.046 12 251,7				<b>1'44.136</b> 10 <b>258,3</b>		2'01.041 11 227,3	
14	<b>56 P. SEBESTYEN</b> Honda CBR600RR	HUN	<b>1'44.214</b> 32 257,1		1'47.000 10 250,0				<b>1'44.214</b> 11 <b>257,1</b>		2'00.621 11 239,4	
15	<b>47 R. HARTOG</b> Kawasaki ZX-6R	NED	<b>1'44.385</b> 29 257,7		1'49.234 7 248,2				<b>1'44.385</b> 11 <b>257,7</b>		2'01.285 11 243,7	
16	<b>84 L. CRESSON</b> Yamaha YZF R6	BEL	<b>1'44.501</b> 29 262,7		1'47.377 8 254,7				<b>1'44.501</b> 11 <b>262,7</b>		2'04.858 10 231,7	
17	<b>31 D. VALLE</b> Yamaha YZF R6	ESP	<b>1'44.728</b> 42 256,5		1'56.506 11 240,5		2'08.831 11 216,0		<b>1'44.728</b> 9 <b>256,5</b>		2'06.220 11 228,3	
18	<b>30 G. VAN STRAALEN</b> Kawasaki ZX-6R	NED	<b>1'44.807</b> 44 258,3		1'50.000 13 251,1		2'03.533 14 232,7		<b>1'44.807</b> 7 <b>258,3</b>		2'00.784 10 238,4	
19	<b>61 G. RUIJU</b> Yamaha YZF R6	ITA	<b>1'44.935</b> 47 253,5		1'49.719 14 246,0		2'04.790 11 238,4		<b>1'44.935</b> 10 <b>253,5</b>		2'01.113 12 241,0	
20	<b>9 M. BAU</b> Yamaha YZF R6	FRA	<b>1'45.108</b> 53 253,5		1'53.637 14 245,4		2'03.754 17 237,8		<b>1'45.108</b> 11 <b>253,5</b>		2'02.641 11 241,0	
21	<b>22 F. FULIGNI</b> MV Agusta F3 675	ITA	<b>1'45.371</b> 44 257,1		1'50.893 12 250,5		2'10.782 12 221,7		<b>1'45.371</b> 11 <b>257,1</b>		2'03.357 9 232,2	
22	<b>69 G. POT</b> Yamaha YZF R6	FRA	<b>1'45.416</b> 32 251,1		1'52.097 15 247,1				<b>1'45.416</b> 8 <b>251,1</b>		2'06.630 9 227,3	
23	<b>48 X. NAVAND</b> Yamaha YZF R6	FRA	<b>1'46.084</b> 43 252,9		1'53.932 10 246,0		2'11.618 14 225,4		<b>1'46.084</b> 9 <b>252,9</b>		2'07.769 10 234,7	
24	<b>10 N. CALERO</b> Kawasaki ZX-6R	ESP	<b>1'46.273</b> 43 247,1		1'51.832 16 246,0		2'07.699 8 239,4		<b>1'46.273</b> 8 <b>247,1</b>		2'02.791 11 243,2	
25	<b>74 J. VAN SIKKELERUS</b> Honda CBR600RR	NED	<b>1'46.341</b> 36 250,0		1'51.462 9 245,4		2'11.316 6 211,3		<b>1'46.341</b> 10 <b>250,0</b>		2'02.736 11 240,0	

28/09/2019

These data/results cannot be reproduced, stored and/or transmitted in whole or in part by any manner of electronic, mechanical, photocopying, recording, broadcasting or otherwise now known or herein after developed without the previous express consent by the copyright owner, except for reproduction in daily press and regular printed publications on sale to the public within 60 days of the event related to those data/results and always provided that copyright symbol appears together as follows below.

© DORNA WSBK ORGANIZATION Srl 2019

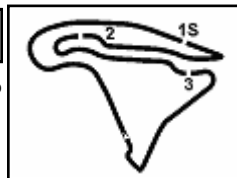
FICR PERUGIA TIMING



Official Tyre Supplier



Official Timekeeper



Magny-Cours 4.411 m

**Pirelli French Round, 27-29 September 2019**
**Best Laps & Speeds**

2 / 2

No.	Rider Bike	Nat	Best Lap		FP1		FP2		FP3		SP						
			LL	SPD	LL	SPD	LL	SPD	LL	SPD	LL	SPD					
26	<b>53 G. SCONZA</b> Honda CBR600RR	ITA	<b>1'50.335</b> 32	240,5	1'59.209 12	240,0	2'21.048 2	199,6	<b>1'50.335</b> 10	<b>240,5</b>	2'08.631 8	221,3					
27	<b>67 G. MATERN</b> Kawasaki ZX-6R	FRA	<b>1'56.511</b> 14	235,8	<b>1'56.511</b> 10	<b>235,8</b>	2'21.630 4	190,4									
28	<b>4 C. STANGE</b> Honda CBR600RR	GER	<b>1'56.562</b> 11	241,0	<b>1'56.562</b> 11	<b>241,0</b>											

28/09/2019

These data/results cannot be reproduced, stored and/or transmitted in whole or in part by any manner of electronic, mechanical, photocopying, recording, broadcasting or otherwise now known or herein after developed without the previous express consent by the copyright owner, except for reproduction in daily press and regular printed publications on sale to the public within 60 days of the event related to those data/results and always provided that copyright symbol appears together as follows below.

© DORNA WSBK ORGANIZATION Srl 2019

**PIRELLI PERUGIA TIMING**


Official Tyre Supplier



Official Timekeeper