

Donington Park 4.023 m

1 / 2

Prosecco DOC UK Round, 5-7 July 2019

Results Race 1

Laps 23 = 92,529 Km - Time of Race 38'22.405 - Avg. 144,677 km/h

Pos	Grid	No. Rider	Nat	Team	Bike	Class	LL	Gap	Rel.	Fastest Lap	Speed	Qualifying	Speed
1	2	1 J. REA	GBR	Kawasaki Racing Team WorldSBK	Kawasaki ZX-10RR		23			1'39.513	254,9	1'28.612	266,9
2	1	66 T. SYKES	GBR	BMW Motorrad WorldSBK Team	BMW S1000 RR		23	11.348	11.348	1'39.455	253,7	1'27.619	266,2
3	3	91 L. HASLAM	GBR	Kawasaki Racing Team WorldSBK	Kawasaki ZX-10RR		23	23.071	11.723	1'39.711	253,7	1'29.198	266,9
4	5	76 L. BAZ	FRA	Ten Kate Racing - Yamaha	Yamaha YZF R1	IND	23	29.935	6.864	1'40.363	250,7	1'29.521	264,3
5	8	22 A. LOWES	GBR	Pata Yamaha WorldSBK Team	Yamaha YZF R1		23	37.641	7.706	1'40.030	253,7	1'29.627	262,3
6	14	36 L. MERCADO	ARG	Orelac Racing VerdNatura	Kawasaki ZX-10RR	IND	23	46.917	9.276	1'40.594	248,4	1'31.080	257,9
7	4	10 P. HICKMAN	GBR	BMW Motorrad WorldSBK Team	BMW S1000 RR		23	1'00.135	13.218	1'41.599	251,3	1'29.348	260,4
8	16	60 M. VAN DER MARK	NED	Pata Yamaha WorldSBK Team	Yamaha YZF R1		23	1'07.062	6.927	1'41.339	253,7	1'35.216	260,4
9	17	52 A. DELBIANCO	ITA	Althea Mie Racing Team	Honda CBR1000RR	IND	23	1'10.752	3.690	1'41.009	246,2	1'36.136	248,4
10	10	7 C. DAVIES	GBR	ARUBA.IT Racing - Ducati	Ducati Panigale V4 R		23	1'11.453	0.701	1'41.214	259,2	1'30.098	268,2
11	13	23 R. KIYONARI	JPN	Moriwaki Althea Honda Team	Honda CBR1000RR		23	1'15.161	3.708	1'41.152	252,5	1'30.997	263,0
12	15	21 M. RINALDI	ITA	BARNI Racing Team	Ducati Panigale V4 R	IND	23	1'24.259	9.098	1'41.587	256,7	1'32.602	270,2
13	7	54 T. RAZGATLIOGLU	TUR	Turkish Puccetti Racing	Kawasaki ZX-10RR	IND	23	1'26.777	2.518	1'42.373	251,9	1'29.582	261,7
14	9	33 M. MELANDRI	ITA	GRT Yamaha WorldSBK	Yamaha YZF R1	IND	22	1 Lap	1 Lap	1'42.499	251,3	1'29.781	263,6
-----Not Classified-----													
RET	6	19 A. BAUTISTA	ESP	ARUBA.IT Racing - Ducati	Ducati Panigale V4 R		10	13 Laps		1'40.043	261,1	1'29.561	272,3
RET	11	81 J. TORRES	ESP	Team Pedercini Racing	Kawasaki ZX-10RR	IND	9	14 Laps		1'42.365	250,7	1'30.210	256,7
RET	12	11 S. CORTESE	GER	GRT Yamaha WorldSBK	Yamaha YZF R1	IND	9	14 Laps		1'42.845	250,7	1'30.248	261,1

AIR	Humidity:	91%	Temp:	16°C
TRACK	Condition:	Wet	Temp:	18°C

Records	Pole (SP2)	2017	T.Sykes	1'26.641	167,16 Km/h
	Race (RC2)	2016	J.Rea	1'27.605	165,32 Km/h
	All Times (SP2)	2017	T.Sykes	1'26.641	167,16 Km/h
Race Fastest Lap	Lap 7		T.Sykes	1'39.455	145,62 Km/h

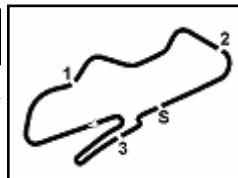
LAP LEADERS				
No. Rider	From	To	Laps	Total
1 J. REA	1	23	23	23

TOTAL LEADER LAPS	
No. Rider	Laps
19 A. BAUTISTA	171
1 J. REA	80
54 T. RAZGATLIOGLU	13
60 M. VAN DER MARK	12
91 L. HASLAM	3
22 A. LOWES	2

Start 06/07/2019 14:00 End 14:40 The results are provisional until the end of the time limit for protests and appeals and the completion of the technical checks.

These data/results cannot be reproduced, stored and/or transmitted in whole or in part by any manner of electronic, mechanical, photocopying, recording, broadcasting or otherwise now known or herein after developed without the previous express consent by the copyright owner, except for reproduction in daily press and regular printed publications on sale to the public within 60 days of the event related to those data/results and always provided that copyright symbol appears together as follows below.

© DORNA WSBK ORGANIZATION Srl 2019



Prosecco DOC UK Round, 5-7 July 2019 Results Race 1

Race Highlights

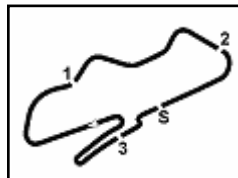
Time	No. Rider	Description
13.54.31		WET RACE
13.57.58		Warm-up Lap Start
14.00.32		Start
14.01.56		No Jump Start
14.11.34	52 Delbianco	On the Gravel - Re-Joined - Turn 3
14.13.23	52 Delbianco	On the Gravel - Re-Joined - Turn 4
14.17.00	81 Torres	Crashed - Turn 6
14.17.23	11 Cortese	Crashed - Turn 7
14.18.28	19 Bautista	Crashed - Turn 6
14.19.02	81 Torres	Out
14.19.07	11 Cortese	Out
14.19.34	19 Bautista	Out
14.25.36		2/3 of Race Distance Completed
14.40.48		End Of Session

Start End The results are provisional until the end of the time limit for protests and appeals
06/07/2019 14:00 14:40 and the completion of the technical checks.

These data/results cannot be reproduced, stored and/or transmitted in whole or in part by any manner of electronic, mechanical, photocopying, recording, broadcasting or otherwise now known or herein after developed without the previous express consent by the copyright owner, except for reproduction in daily press and regular printed publications on sale to the public within 60 days of the event related to those data/results and always provided that copyright symbol appears together as follows below.

© DORNA WSBK ORGANIZATION Srl 2019





Donington Park 4.023 m

1 / 4

Prosecco DOC UK Round, 5-7 July 2019
Lap Chart Race 1

Lap																							
	1	2	3	4	5	6	7	8	9	10	11	12	13	14	15	16	17	18	19	20	21	22	23
1	1	1	1	1	1	1	1	1	1	1	1	1	1	1	1	1	1	1	1	1	1	1	1
2	66	66	66	66	66	66	66	66	66	66	66	66	66	66	66	66	66	66	66	66	66	66	66
3	91	76	76	76	76	91	91	91	91	91	91	91	91	91	91	91	91	91	91	91	91	91	91
4	76	91	91	91	91	76	76	76	76	76	76	76	76	76	76	76	76	76	76	76	76	76	76
5	19	19	19	19	19	19	19	19	19	19	19	22	22	22	22	22	22	22	22	22	22	22	22
6	54	22	22	22	22	22	22	22	22	22	36	36	36	36	36	36	36	36	36	36	36	36	36
7	22	54	10	10	10	10	10	10	10	36	10	10	10	10	10	10	10	10	10	10	10	10	10
8	10	10	36	36	36	36	36	36	36	10	60	60	60	60	60	60	60	60	60	60	60	60	60
9	11	36	54	54	54	54	54	60	60	60	54	54	7	7	7	7	7	7	7	7	52	52	
10	36	11	11	60	60	60	60	54	54	54	7	7	54	52	52	52	52	52	52	52	7	7	
11	60	60	60	11	52	52	81	81	81	7	52	52	52	54	54	54	54	23	23	23	23	23	
12	7	7	81	81	81	81	52	7	7	52	23	23	23	23	23	23	23	54	54	54	21	21	
13	52	81	52	52	11	11	7	11	11	23	21	21	21	21	21	21	21	21	21	21	54	54	
14	81	52	7	7	7	7	11	52	52	21	33	33	33	33	33	33	33	33	33	33	33	33	
15	33	21	21	23	23	23	23	23	23	33													
16	21	33	23	21	21	21	21	21	21														
17	23	23	33	33	33	33	33	33	33														

Final Result		
1	1 J. REA	Laps 23
2	66 T. SYKES	11.348
3	91 L. HASLAM	23.071
4	76 L. BAZ	29.935
5	22 A. LOWES	37.641
6	36 L. MERCADO	46.917
7	10 P. HICKMAN	1'00.135
8	60 M. VAN DER MARK	1'07.062
9	52 A. DELBIANCO	1'10.752
10	7 C. DAVIES	1'11.453
11	23 R. KIYONARI	1'15.161
12	21 M. RINALDI	1'24.259
13	54 T. RAZGATLIOGLU	1'26.777
14	33 M. MELANDRI	1 Lap
RET	19 A. BAUTISTA	13 Laps
RET	81 J. TORRES	14 Laps
RET	11 S. CORTESE	14 Laps

06/07/2019

These data/results cannot be reproduced, stored and/or transmitted in whole or in part by any manner of electronic, mechanical, photocopying, recording, broadcasting or otherwise now known or herein after developed without the previous express consent by the copyright owner, except for reproduction in daily press and regular printed publications on sale to the public within 60 days of the event related to those data/results and always provided that copyright symbol appears together as follows below.

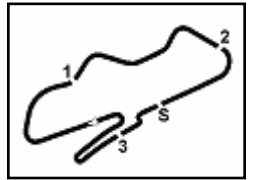
© DORNA WSBK ORGANIZATION Srl 2019

PIRELLI PERIGIA TIMING


Official Tyre Supplier



Official Timekeeper



Donington Park 4.023 m

Prosecco DOC UK Round, 5-7 July 2019
Lap Chart Race 1
2 / 4
Lap 1

1	1	J.Rea	1'44.296
2	66	T.Sykes	2.880
3	91	L.Haslam	3.052
4	76	L.Baz	3.616
5	19	A.Bautista	5.074
6	54	T.Razgatioglu	5.938
7	22	A.Lowes	6.433
8	10	P.Hickman	7.062
9	11	S.Cortese	7.890
10	36	L.Mercado	8.167
11	60	M.van der Mark	8.488
12	7	C.Davies	8.776
13	52	A.Delbianco	9.302
14	81	J.Torres	9.341
15	33	M.Melandri	9.448
16	21	M.Rinaldi	10.116
17	23	R.Kiyonari	10.411

Lap 2

1	1	J.Rea	3'24.790
2	66	T.Sykes	4.842
3	76	L.Baz	5.420
4	91	L.Haslam	5.641
5	19	A.Bautista	8.884
6	22	A.Lowes	9.927
7	54	T.Razgatioglu	10.679
8	10	P.Hickman	11.057
9	36	L.Mercado	11.820
10	11	S.Cortese	13.011
11	60	M.van der Mark	13.812
12	7	C.Davies	14.445
13	81	J.Torres	14.648
14	52	A.Delbianco	14.973
15	21	M.Rinaldi	17.448
16	33	M.Melandri	18.071
17	23	R.Kiyonari	18.142

Lap 3

1	1	J.Rea	5'05.154
2	66	T.Sykes	5.493
3	76	L.Baz	6.107
4	91	L.Haslam	6.676
5	19	A.Bautista	11.375
6	22	A.Lowes	12.454
7	10	P.Hickman	13.851
8	36	L.Mercado	14.554
9	54	T.Razgatioglu	15.445
10	11	S.Cortese	17.523
11	60	M.van der Mark	18.172
12	81	J.Torres	19.129
13	52	A.Delbianco	19.477
14	7	C.Davies	19.756
15	21	M.Rinaldi	23.281
16	23	R.Kiyonari	23.490
17	33	M.Melandri	24.715

Lap 4

1	1	J.Rea	6'45.144
2	66	T.Sykes	5.962
3	76	L.Baz	6.508
4	91	L.Haslam	7.053
5	19	A.Bautista	13.793
6	22	A.Lowes	14.778
7	10	P.Hickman	16.303
8	36	L.Mercado	16.993
9	54	T.Razgatioglu	19.350
10	60	M.van der Mark	21.822
11	11	S.Cortese	22.505
12	81	J.Torres	22.906
13	52	A.Delbianco	23.088
14	7	C.Davies	24.215
15	23	R.Kiyonari	27.484
16	21	M.Rinaldi	28.823

17 33 M.Melandri 29.377

Lap 5

1	1	J.Rea	8'24.744
2	66	T.Sykes	6.739
3	76	L.Baz	7.838
4	91	L.Haslam	8.137
5	19	A.Bautista	15.558
6	22	A.Lowes	17.269
7	10	P.Hickman	18.302
8	36	L.Mercado	19.046
9	54	T.Razgatioglu	23.715
10	60	M.van der Mark	25.510
11	52	A.Delbianco	27.197
12	81	J.Torres	27.628
13	11	S.Cortese	27.838
14	7	C.Davies	28.711
15	23	R.Kiyonari	31.336
16	21	M.Rinaldi	33.682
17	33	M.Melandri	34.174

Lap 6

1	1	J.Rea	10'04.379
2	66	T.Sykes	6.995
3	91	L.Haslam	8.949
4	76	L.Baz	9.582
5	19	A.Bautista	16.760
6	22	A.Lowes	18.656
7	10	P.Hickman	20.494
8	36	L.Mercado	21.102
9	54	T.Razgatioglu	28.096
10	60	M.van der Mark	29.079
11	52	A.Delbianco	29.543
12	81	J.Torres	31.161
13	11	S.Cortese	31.868
14	7	C.Davies	32.912
15	23	R.Kiyonari	34.640
16	21	M.Rinaldi	38.085
17	33	M.Melandri	38.699

Lap 7

1	1	J.Rea	11'44.317
2	66	T.Sykes	6.512
3	91	L.Haslam	8.722
4	76	L.Baz	10.195
5	19	A.Bautista	17.757
6	22	A.Lowes	19.320
7	10	P.Hickman	22.572
8	36	L.Mercado	22.993
9	54	T.Razgatioglu	32.262
10	60	M.van der Mark	32.514
11	81	J.Torres	34.410
12	52	A.Delbianco	35.120
13	7	C.Davies	35.798
14	11	S.Cortese	36.687
15	23	R.Kiyonari	37.901
16	21	M.Rinaldi	41.823
17	33	M.Melandri	42.414

Lap 8

1	1	J.Rea	13'23.929
2	66	T.Sykes	6.610
3	91	L.Haslam	9.112
4	76	L.Baz	10.946
5	19	A.Bautista	18.223
6	22	A.Lowes	19.738
7	10	P.Hickman	24.738
8	36	L.Mercado	25.058
9	60	M.van der Mark	35.762
10	54	T.Razgatioglu	36.170
11	81	J.Torres	37.163
12	7	C.Davies	39.219
13	11	S.Cortese	40.034
14	52	A.Delbianco	42.547

15	23	R.Kiyonari	43.243
16	21	M.Rinaldi	45.503
17	33	M.Melandri	46.577

Lap 9

1	1	J.Rea	15'03.507
2	66	T.Sykes	6.860
3	91	L.Haslam	9.674
4	76	L.Baz	12.100
5	19	A.Bautista	19.288
6	22	A.Lowes	20.503
7	10	P.Hickman	27.075
8	36	L.Mercado	27.402
9	60	M.van der Mark	38.922
10	54	T.Razgatioglu	40.095
11	81	J.Torres	40.353
12	7	C.Davies	42.051
13	11	S.Cortese	43.301
14	52	A.Delbianco	45.782
15	23	R.Kiyonari	46.662
16	21	M.Rinaldi	48.863
17	33	M.Melandri	49.572

Lap 10

1	1	J.Rea	16'43.304
2	66	T.Sykes	6.556
3	91	L.Haslam	10.185
4	76	L.Baz	13.188
5	19	A.Bautista	19.534
6	22	A.Lowes	20.924
7	36	L.Mercado	29.774
8	10	P.Hickman	29.901
9	60	M.van der Mark	41.338
10	54	T.Razgatioglu	43.915
11	7	C.Davies	44.991
12	52	A.Delbianco	48.884
13	23	R.Kiyonari	50.182
14	21	M.Rinaldi	52.810
15	33	M.Melandri	53.692

Lap 11

1	1	J.Rea	18'23.046
2	66	T.Sykes	6.459
3	91	L.Haslam	10.585
4	76	L.Baz	14.488
5	22	A.Lowes	22.355
6	36	L.Mercado	31.000
7	10	P.Hickman	33.070
8	60	M.van der Mark	43.377
9	54	T.Razgatioglu	47.343
10	7	C.Davies	48.005
11	52	A.Delbianco	51.172
12	23	R.Kiyonari	52.844
13	21	M.Rinaldi	56.031
14	33	M.Melandri	56.890

Lap 12

1	1	J.Rea	20'02.668
2	66	T.Sykes	6.574
3	91	L.Haslam	10.800
4	76	L.Baz	15.887
5	22	A.Lowes	23.679
6	36	L.Mercado	32.247
7	10	P.Hickman	36.203
8	60	M.van der Mark	45.999
9	54	T.Razgatioglu	51.081
10	7	C.Davies	51.258
11	52	A.Delbianco	53.448
12	23	R.Kiyonari	55.913
13	21	M.Rinaldi	59.308
14	33	M.Melandri	59.767

Lap 13

1	1	J.Rea	21'42.334
---	---	-------	-----------

2	66	T.Sykes	6.394
3	91	L.Haslam	11.394
4	76	L.Baz	16.797
5	22	A.Lowes	24.854
6	36	L.Mercado	33.552
7	10	P.Hickman	38.950
8	60	M.van der Mark	49.047
9	7	C.Davies	53.681
10	54	T.Razgatioglu	54.784
11	52	A.Delbianco	55.522
12	23	R.Kiyonari	58.505
13	21	M.Rinaldi	1'02.234
14	33	M.Melandri	1'03.051

Lap 14

1	1	J.Rea	23'21.963
2	66	T.Sykes	6.464
3	91	L.Haslam	12.396
4	76	L.Baz	18.080
5	22	A.Lowes	25.805
6	36	L.Mercado	34.836
7	10	P.Hickman	41.205
8	60	M.van der Mark	51.810
9	7	C.Davies	56.021
10	52	A.Delbianco	58.180
11	54	T.Razgatioglu	58.533
12	23	R.Kiyonari	1'00.765
13	21	M.Rinaldi	1'04.693
14	33	M.Melandri	1'06.284

Lap 15

1	1	J.Rea	25'01.476
2	66	T.Sykes	7.012
3	91	L.Haslam	13.464
4	76	L.Baz	19.246
5	22	A.Lowes	27.541
6	36	L.Mercado	36.991
7	10	P.Hickman	44.042
8	60	M.van der Mark	54.152
9	7	C.Davies	58.488
10	52	A.Delbianco	1'00.353
11	54	T.Razgatioglu	1'01.945
12	23	R.Kiyonari	1'03.461
13	21	M.Rinaldi	1'07.172
14	33	M.Melandri	1'10.424

Lap 16

1	1	J.Rea	26'41.040
2	66	T.Sykes	8.045
3	91	L.Haslam	15.138
4	76	L.Baz	21.028
5	22	A.Lowes	28.925
6	36	L.Mercado	38.375
7	10	P.Hickman	46.544
8	60	M.van der Mark	55.927
9	7	C.Davies	1'00.547
10	52	A.Delbianco	1'02.261
11	54	T.Razgatioglu	1'05.125
12	23	R.Kiyonari	1'05.797
13	21	M.Rinaldi	1'09.195
14	33	M.Melandri	1'14.088

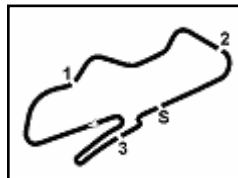
Lap 17

1	1	J.Rea	28'20.675
2	66	T.Sykes	8.708
3	91	L.Haslam	16.332
4	76	L.Baz	22.911
5	22	A.Lowes	30.344
6	36	L.Mercado	39.441
7	10	P.Hickman	48.884
8	60	M.van der Mark	58.047
9	7	C.Davies	1'03.077
10	52	A.Delbianco	1'04.219
11	54	T.Razgatioglu	1'07.863

06/07/2019

These data/results cannot be reproduced, stored and/or transmitted in whole or in part by any manner of electronic, mechanical, photocopying, recording, broadcasting or otherwise now known or herein after developed without the previous express consent by the copyright owner, except for reproduction in daily press and regular printed publications on sale to the public within 60 days of the event related to those data/results and always provided that copyright symbol appears together as follows below.

© DORNA WSBK ORGANIZATION Srl 2019



Donington Park 4.023 m

3 / 4

Prosecco DOC UK Round, 5-7 July 2019
Lap Chart Race 1

12	23	R.Kiyonari	1'08.372	6	36	L.Mercado	45.712
13	21	M.Rinaldi	1'11.461	7	10	P.Hickman	58.534
14	33	M.Melandri	1'18.387	8	60	M.van der Mark	1'06.321

Lap 18

1	1	J.Rea	30'00.593
2	66	T.Sykes	8.930
3	91	L.Haslam	17.968
4	76	L.Baz	24.237
5	22	A.Lowes	31.208
6	36	L.Mercado	40.117
7	10	P.Hickman	51.034
8	60	M.van der Mark	59.815
9	7	C.Davies	1'04.892
10	52	A.Delbianco	1'05.805
11	23	R.Kiyonari	1'10.516
12	54	T.Razgatioglu	1'11.602
13	21	M.Rinaldi	1'13.588
14	33	M.Melandri	1'22.057

Lap 19

1	1	J.Rea	31'40.792
2	66	T.Sykes	9.026
3	91	L.Haslam	18.726
4	76	L.Baz	25.413
5	22	A.Lowes	31.746
6	36	L.Mercado	41.032
7	10	P.Hickman	53.069
8	60	M.van der Mark	1'01.322
9	7	C.Davies	1'06.207
10	52	A.Delbianco	1'07.098
11	23	R.Kiyonari	1'11.670
12	54	T.Razgatioglu	1'14.822
13	21	M.Rinaldi	1'15.865
14	33	M.Melandri	1'26.403

Lap 20

1	1	J.Rea	33'20.971
2	66	T.Sykes	9.175
3	91	L.Haslam	19.476
4	76	L.Baz	26.188
5	22	A.Lowes	32.553
6	36	L.Mercado	42.220
7	10	P.Hickman	55.206
8	60	M.van der Mark	1'03.031
9	7	C.Davies	1'07.731
10	52	A.Delbianco	1'08.047
11	23	R.Kiyonari	1'12.814
12	54	T.Razgatioglu	1'17.967
13	21	M.Rinaldi	1'18.466
14	33	M.Melandri	1'31.476

Lap 21

1	1	J.Rea	35'00.992
2	66	T.Sykes	9.349
3	91	L.Haslam	20.823
4	76	L.Baz	27.452
5	22	A.Lowes	33.777
6	36	L.Mercado	43.834
7	10	P.Hickman	56.837
8	60	M.van der Mark	1'04.760
9	52	A.Delbianco	1'09.120
10	7	C.Davies	1'10.023
11	23	R.Kiyonari	1'14.100
12	21	M.Rinaldi	1'20.958
13	54	T.Razgatioglu	1'21.480
14	33	M.Melandri	1'35.381

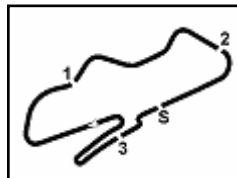
Lap 22

1	1	J.Rea	36'41.175
2	66	T.Sykes	10.203
3	91	L.Haslam	22.110
4	76	L.Baz	28.925
5	22	A.Lowes	35.528

06/07/2019

These data/results cannot be reproduced, stored and/or transmitted in whole or in part by any manner of electronic, mechanical, photocopying, recording, broadcasting or otherwise now known or herein after developed without the previous express consent by the copyright owner, except for reproduction in daily press and regular printed publications on sale to the public within 60 days of the event related to those data/results and always provided that copyright symbol appears together as follows below.

© DORNA WSBK ORGANIZATION Srl 2019


Prosecco DOC UK Round, 5-7 July 2019
Lap Chart Race 1
Race Pace Comparison

	1 Rea	66 Syk	91 Has	76 Baz	22 Low	36 Mer	10 Hic	60 vdM	52 Del	7 Dav	23 Kiy	21 Rin	54 Raz	33 Mel
1	1'44.296	1'47.176	1'47.348	1'47.912	1'50.729	1'52.463	1'51.358	1'52.784	1'53.598	1'53.072	1'54.707	1'54.412	1'50.234	1'53.744
2	1'40.494	1'42.456	1'43.083	1'42.298	1'43.988	1'44.147	1'44.489	1'45.818	1'46.165	1'46.163	1'48.225	1'47.826	1'45.235	1'49.117
3	1'40.364	1'41.015	1'41.399	1'41.051	1'42.891	1'43.098	1'43.158	1'44.724	1'44.868	1'45.675	1'45.712	1'46.197	1'45.130	1'47.008
4	1'39.990	1'40.459	1'40.367	1'40.391	1'42.314	1'42.429	1'42.442	1'43.640	1'43.601	1'44.449	1'43.984	1'45.532	1'43.895	1'44.652
5	1'39.600	1'40.377	1'40.684	1'40.930	1'42.091	1'41.653	1'41.599	1'43.288	1'43.709	1'44.096	1'43.452	1'44.459	1'43.965	1'44.397
6	1'39.635	1'39.891	1'40.447	1'41.379	1'41.022	1'41.691	1'41.827	1'43.204	1'41.981	1'43.836	1'42.939	1'44.038	1'44.016	1'44.160
7	1'39.938	1'39.455	1'39.711	1'40.551	1'40.602	1'41.829	1'42.016	1'43.373	1'45.515	1'42.824	1'43.199	1'43.676	1'44.104	1'43.653
8	1'39.612	1'39.710	1'40.002	1'40.363	1'40.030	1'41.677	1'41.778	1'42.860	1'47.039	1'43.033	1'44.954	1'43.292	1'43.520	1'43.775
9	1'39.578	1'39.828	1'40.140	1'40.732	1'40.343	1'41.922	1'41.915	1'42.738	1'42.813	1'42.410	1'42.997	1'42.938	1'43.503	1'42.573
10	1'39.797	1'39.493	1'40.308	1'40.885	1'40.218	1'42.169	1'42.623	1'42.213	1'42.899	1'42.737	1'43.317	1'43.744	1'43.617	1'43.917
11	1'39.742	1'39.645	1'40.142	1'41.042	1'41.173	1'40.968	1'42.911	1'41.781	1'42.030	1'42.756	1'42.404	1'42.963	1'43.170	1'42.940
12	1'39.622	1'39.737	1'39.837	1'41.021	1'40.946	1'40.869	1'42.755	1'42.244	1'41.898	1'42.875	1'42.691	1'42.899	1'43.360	1'42.499
13	1'39.666	1'39.486	1'40.260	1'40.576	1'40.841	1'40.971	1'42.413	1'42.714	1'41.740	1'42.089	1'42.258	1'42.592	1'43.369	1'42.950
14	1'39.629	1'39.699	1'40.631	1'40.912	1'40.580	1'40.913	1'41.884	1'42.392	1'42.287	1'41.969	1'41.889	1'42.088	1'43.378	1'42.862
15	1'39.513	1'40.061	1'40.581	1'40.679	1'41.249	1'41.668	1'42.350	1'41.855	1'41.686	1'41.980	1'42.209	1'41.992	1'42.925	1'43.653
16	1'39.564	1'40.597	1'41.238	1'41.346	1'40.948	1'40.948	1'42.066	1'41.339	1'41.472	1'41.623	1'41.900	1'41.587	1'42.744	1'43.228
17	1'39.635	1'40.298	1'40.829	1'41.518	1'41.054	1'40.701	1'41.975	1'41.755	1'41.593	1'42.165	1'42.210	1'41.901	1'42.373	1'43.934
18	1'39.918	1'40.140	1'41.554	1'41.244	1'40.782	1'40.594	1'42.068	1'41.686	1'41.504	1'41.733	1'42.062	1'42.045	1'43.657	1'43.588
19	1'40.199	1'40.295	1'40.957	1'41.375	1'40.737	1'41.114	1'42.234	1'41.706	1'41.492	1'41.514	1'41.353	1'42.476	1'43.419	1'44.545
20	1'40.179	1'40.328	1'40.929	1'40.954	1'40.986	1'41.367	1'42.316	1'41.888	1'41.128	1'41.703	1'41.323	1'42.780	1'43.324	1'45.252
21	1'40.021	1'40.195	1'41.368	1'41.285	1'41.245	1'41.635	1'41.652	1'41.750	1'41.094	1'42.313	1'41.307	1'42.513	1'43.534	1'43.926
22	1'40.183	1'41.037	1'41.470	1'41.656	1'41.934	1'42.061	1'41.880	1'41.744	1'41.009	1'41.214	1'41.152	1'42.184	1'43.445	1'47.504
23	1'41.230	1'42.375	1'42.191	1'42.240	1'43.343	1'42.435	1'42.831	1'41.971	1'42.036	1'41.629	1'41.322	1'42.530	1'43.265	

	19 Bau	81 Tor	11 Cor
1	1'49.370	1'53.637	1'52.186
2	1'44.304	1'45.801	1'45.615
3	1'42.855	1'44.845	1'44.876
4	1'42.408	1'43.767	1'44.972
5	1'41.365	1'44.322	1'44.933
6	1'40.837	1'43.168	1'43.665
7	1'40.935	1'43.187	1'44.757
8	1'40.078	1'42.365	1'42.959
9	1'40.643	1'42.768	1'42.845
10	1'40.043		

06/07/2019

These data/results cannot be reproduced, stored and/or transmitted in whole or in part by any manner of electronic, mechanical, photocopying, recording, broadcasting or otherwise now known or herein after developed without the previous express consent by the copyright owner, except for reproduction in daily press and regular printed publications on sale to the public within 60 days of the event related to those data/results and always provided that copyright symbol appears together as follows below.

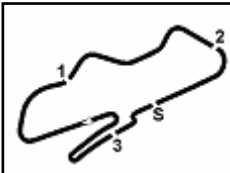
© DORNA WSBK ORGANIZATION Srl 2019

FIGR PERUGIA TIMING


Official Tyre Supplier



Official Timekeeper



Prosecco DOC UK Round, 5-7 July 2019 Best Sectors & Speed Race 1

RESULTS			
1	1 J. REA	Kawasaki ZX-10RR	Laps 23
2	66 T. SYKES	BMW S1000 RR	11.348
3	91 L. HASLAM	Kawasaki ZX-10RR	23.071
4	76 L. BAZ	Yamaha YZF R1	29.935
5	22 A. LOWES	Yamaha YZF R1	37.641
6	36 L. MERCADO	Kawasaki ZX-10RR	46.917
7	10 P. HICKMAN	BMW S1000 RR	1'00.135
8	60 M. VAN DER MARK	Yamaha YZF R1	1'07.062
9	52 A. DELBIANCO	Honda CBR1000RR	1'10.752
10	7 C. DAVIES	Ducati Panigale V4 R	1'11.453
11	23 R. KIYONARI	Honda CBR1000RR	1'15.161
12	21 M. RINALDI	Ducati Panigale V4 R	1'24.259
13	54 T. RAZGATLIOGLU	Kawasaki ZX-10RR	1'26.777
14	33 M. MELANDRI	Yamaha YZF R1	1 Lap
RET	19 A. BAUTISTA	Ducati Panigale V4 R	13 Laps
RET	81 J. TORRES	Kawasaki ZX-10RR	14 Laps
RET	11 S. CORTESE	Yamaha YZF R1	14 Laps

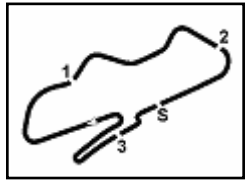
SPEED		
1	19 A. BAUTISTA	Ducati Panigale V4 R 261,1
2	7 C. DAVIES	Ducati Panigale V4 R 259,2
3	21 M. RINALDI	Ducati Panigale V4 R 256,7
4	1 J. REA	Kawasaki ZX-10RR 254,9
5	66 T. SYKES	BMW S1000 RR 253,7
6	91 L. HASLAM	Kawasaki ZX-10RR 253,7
7	22 A. LOWES	Yamaha YZF R1 253,7
8	60 M. VAN DER MARK	Yamaha YZF R1 253,7
9	23 R. KIYONARI	Honda CBR1000RR 252,5
10	54 T. RAZGATLIOGLU	Kawasaki ZX-10RR 251,9
11	10 P. HICKMAN	BMW S1000 RR 251,3
12	33 M. MELANDRI	Yamaha YZF R1 251,3
13	76 L. BAZ	Yamaha YZF R1 250,7
14	81 J. TORRES	Kawasaki ZX-10RR 250,7
15	11 S. CORTESE	Yamaha YZF R1 250,7
16	36 L. MERCADO	Kawasaki ZX-10RR 248,4
17	52 A. DELBIANCO	Honda CBR1000RR 246,2

SEG. 1		SEG. 2		SEG. 3		SEG. 4	
1	66 T. SYKES 20.890	1	1 J. REA 27.620	1	19 A. BAUTISTA 24.953	1	66 T. SYKES 25.305
2	1 J. REA 20.950	2	66 T. SYKES 27.824	2	91 L. HASLAM 25.071	2	1 J. REA 25.373
3	91 L. HASLAM 21.136	3	91 L. HASLAM 27.952	3	1 J. REA 25.081	3	7 C. DAVIES 25.406
4	76 L. BAZ 21.160	4	22 A. LOWES 28.026	4	22 A. LOWES 25.103	4	52 A. DELBIANCO 25.419
5	22 A. LOWES 21.326	5	19 A. BAUTISTA 28.094	5	66 T. SYKES 25.127	5	91 L. HASLAM 25.424
6	36 L. MERCADO 21.339	6	36 L. MERCADO 28.201	6	76 L. BAZ 25.157	6	22 A. LOWES 25.431
7	10 P. HICKMAN 21.351	7	76 L. BAZ 28.229	7	52 A. DELBIANCO 25.286	7	19 A. BAUTISTA 25.463
8	19 A. BAUTISTA 21.383	8	23 R. KIYONARI 28.292	8	36 L. MERCADO 25.298	8	76 L. BAZ 25.511
9	60 M. VAN DER MARK 21.428	9	52 A. DELBIANCO 28.395	9	23 R. KIYONARI 25.390	9	36 L. MERCADO 25.563
10	21 M. RINALDI 21.473	10	10 P. HICKMAN 28.421	10	7 C. DAVIES 25.396	10	23 R. KIYONARI 25.654
11	52 A. DELBIANCO 21.532	11	7 C. DAVIES 28.505	11	10 P. HICKMAN 25.468	11	60 M. VAN DER MARK 25.712
12	7 C. DAVIES 21.636	12	21 M. RINALDI 28.552	12	21 M. RINALDI 25.482	12	54 T. RAZGATLIOGLU 25.737
13	23 R. KIYONARI 21.653	13	60 M. VAN DER MARK 28.574	13	60 M. VAN DER MARK 25.529	13	11 S. CORTESE 25.813
14	33 M. MELANDRI 21.666	14	81 J. TORRES 28.616	14	33 M. MELANDRI 25.549	14	21 M. RINALDI 25.874
15	11 S. CORTESE 21.706	15	33 M. MELANDRI 28.855	15	54 T. RAZGATLIOGLU 25.578	15	81 J. TORRES 25.974
16	81 J. TORRES 21.762	16	54 T. RAZGATLIOGLU 29.048	16	81 J. TORRES 25.702	16	10 P. HICKMAN 26.103
17	54 T. RAZGATLIOGLU 21.910	17	11 S. CORTESE 29.197	17	11 S. CORTESE 25.909	17	33 M. MELANDRI 26.198

06/07/2019

These data/results cannot be reproduced, stored and/or transmitted in whole or in part by any manner of electronic, mechanical, photocopying, recording, broadcasting or otherwise now known or herein after developed without the previous express consent by the copyright owner, except for reproduction in daily press and regular printed publications on sale to the public within 60 days of the event related to those data/results and always provided that copyright symbol appears together as follows below.

© DORNA WSBK ORGANIZATION Srl 2019



Prosecco DOC UK Round, 5-7 July 2019 Chronological Analysis Race 1

Donington Park 4.023 m

Start at 14:00'27.207

1 / 4

1°		1 J. REA (1'39.513)					
Lap	Seg.1	Seg.2	Seg.3	Seg.4	Lap Time	km/h	Local Time
1		28.648	25.513	25.920	1'44.296	251,3	14:02'11.503
2	21.288	27.991	25.470	25.745	1'40.494	253,7	14:03'51.997
3	21.143	28.020	25.576	25.625	1'40.364	251,3	14:05'32.361
4	21.240	27.881	25.248	25.621	1'39.990	253,7	14:07'12.351
5	21.158	27.839	25.081	25.522	1'39.600	254,3	14:08'51.951
6	20.979	27.686	25.314	25.656	1'39.635	253,7	14:10'31.586
7	21.142	27.999	25.205	25.592	1'39.938	254,3	14:12'11.524
8	20.970	27.823	25.273	25.546	1'39.612	252,5	14:13'51.136
9	21.013	27.888	25.189	25.488	1'39.578	252,5	14:15'30.714
10	21.082	27.830	25.432	25.453	1'39.797	253,7	14:17'10.511
11	21.020	27.786	25.432	25.504	1'39.742	251,3	14:18'50.253
12	21.020	27.835	25.245	25.522	1'39.622	253,1	14:20'29.875
13	21.107	27.878	25.308	25.373	1'39.666	251,3	14:22'09.541
14	20.950	27.620	25.658	25.401	1'39.629	250,1	14:23'49.170
15	21.091	27.875	25.103	25.444	1'39.513	253,7	14:25'28.683
16	21.069	27.842	25.146	25.507	1'39.564	253,7	14:27'08.247
17	21.055	27.859	25.156	25.565	1'39.635	253,7	14:28'47.882
18	21.256	27.766	25.282	25.614	1'39.918	251,9	14:30'27.800
19	21.195	28.032	25.288	25.684	1'40.199	253,1	14:32'07.999
20	21.197	27.932	25.513	25.537	1'40.179	251,3	14:33'48.178
21	21.213	27.954	25.362	25.492	1'40.021	252,5	14:35'28.199
22	21.296	28.028	25.300	25.559	1'40.183	254,9	14:37'08.382
23	21.012	27.840	25.582	26.796	1'41.230	253,1	14:38'49.612
Race Time 38'22.405							

10	21.414	28.150	25.233	25.511	1'40.308	251,9	14:17'20.696
11	21.277	28.161	25.168	25.536	1'40.142	251,3	14:19'00.838
12	21.136	28.074	25.071	25.556	1'39.837	253,7	14:20'40.675
13	21.459	27.952	25.298	25.551	1'40.260	253,7	14:22'20.935
14	21.384	28.171	25.341	25.735	1'40.631	252,5	14:24'01.566
15	21.249	27.955	25.441	25.936	1'40.581	252,5	14:25'42.147
16	21.376	28.372	25.489	26.001	1'41.238	251,9	14:27'23.385
17	21.377	28.186	25.366	25.900	1'40.829	251,3	14:29'04.214
18	21.632	28.427	25.625	25.870	1'41.554	250,2	14:30'45.768
19	21.720	28.098	25.393	25.746	1'40.957	251,9	14:32'26.725
20	21.450	28.164	25.551	25.764	1'40.929	251,9	14:34'07.654
21	21.455	28.418	25.490	26.005	1'41.368	250,7	14:35'49.022
22	21.430	28.352	25.593	26.095	1'41.470	250,7	14:37'30.492
23	21.555	28.496	25.741	26.399	1'42.191	250,2	14:39'12.683
Race Time 38'45.476							

2°		66 T. SYKES (1'39.455)					
Lap	Seg.1	Seg.2	Seg.3	Seg.4	Lap Time	km/h	Local Time
1		29.662	26.298	26.441	1'47.176	246,7	14:02'14.383
2	21.815	28.998	25.806	25.837	1'42.456	248,4	14:03'56.839
3	21.379	28.690	25.445	25.501	1'41.015	251,9	14:05'37.854
4	21.043	28.325	25.262	25.829	1'40.459	251,9	14:07'18.313
5	21.181	28.237	25.270	25.689	1'40.377	252,5	14:08'58.690
6	21.026	28.128	25.276	25.461	1'39.891	251,3	14:10'38.581
7	21.057	27.965	25.127	25.306	1'39.455	252,5	14:12'18.036
8	20.995	28.005	25.167	25.543	1'39.710	251,3	14:13'57.746
9	21.182	27.947	25.249	25.450	1'39.828	251,3	14:15'37.574
10	21.048	27.931	25.209	25.305	1'39.493	250,7	14:17'17.067
11	20.890	28.152	25.276	25.327	1'39.645	251,3	14:18'56.712
12	20.974	28.203	25.161	25.399	1'39.737	251,9	14:20'36.449
13	20.984	27.824	25.256	25.422	1'39.486	250,7	14:22'15.935
14	20.954	28.202	25.187	25.356	1'39.699	253,7	14:23'55.634
15	20.956	28.111	25.482	25.512	1'40.061	251,3	14:25'35.695
16	21.056	28.405	25.558	25.578	1'40.597	248,4	14:27'16.292
17	21.067	28.336	25.342	25.553	1'40.298	249,0	14:28'56.590
18	21.133	28.335	25.220	25.452	1'40.140	251,3	14:30'36.730
19	21.082	28.202	25.360	25.651	1'40.295	250,7	14:32'17.025
20	21.137	28.268	25.474	25.449	1'40.328	249,6	14:33'57.353
21	21.200	28.166	25.337	25.492	1'40.195	251,9	14:35'37.548
22	21.319	28.260	25.544	25.914	1'41.037	250,7	14:37'18.585
23	21.429	28.788	25.849	26.309	1'42.375	250,7	14:39'00.960
Race Time 38'33.753							

4°		76 L. BAZ (1'40.363)					
Lap	Seg.1	Seg.2	Seg.3	Seg.4	Lap Time	km/h	Local Time
1		29.612	25.909	26.135	1'47.912	243,9	14:02'15.119
2	21.697	28.812	25.644	26.145	1'42.298	241,2	14:03'57.417
3	21.529	28.460	25.236	25.826	1'41.051	243,9	14:05'38.468
4	21.230	28.415	25.157	25.589	1'40.391	249,0	14:07'18.859
5	21.319	28.503	25.179	25.929	1'40.930	250,7	14:08'59.789
6	21.384	28.626	25.531	25.838	1'41.379	247,3	14:10'41.168
7	21.160	28.372	25.313	25.706	1'40.551	250,2	14:12'21.719
8	21.291	28.323	25.167	25.582	1'40.363	249,6	14:14'02.082
9	21.308	28.454	25.283	25.687	1'40.732	247,3	14:15'42.814
10	21.401	28.531	25.439	25.514	1'40.885	246,2	14:17'23.699
11	21.535	28.229	25.667	25.611	1'41.042	245,6	14:19'04.741
12	21.339	28.453	25.519	25.710	1'41.021	248,4	14:20'45.762
13	21.423	28.254	25.388	25.511	1'40.576	246,7	14:22'26.338
14	21.352	28.345	25.444	25.771	1'40.912	247,9	14:24'07.250
15	21.275	28.387	25.343	25.674	1'40.679	247,3	14:25'47.929
16	21.486	28.513	25.478	25.869	1'41.346	247,3	14:27'29.275
17	21.522	28.861	25.432	25.703	1'41.518	247,3	14:29'10.793
18	21.451	28.516	25.531	25.746	1'41.244	244,5	14:30'52.037
19	21.499	28.437	25.586	25.853	1'41.375	247,9	14:32'33.412
20	21.332	28.464	25.490	25.668	1'40.954	245,6	14:34'14.366
21	21.411	28.445	25.745	25.684	1'41.285	243,9	14:35'55.651
22	21.492	28.627	25.704	25.833	1'41.656	242,8	14:37'37.307
23	21.728	28.818	25.790	25.904	1'42.240	246,7	14:39'19.547
Race Time 38'52.340							

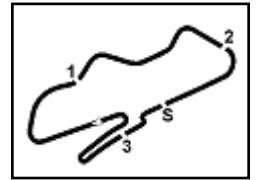
3°		91 L. HASLAM (1'39.711)					
Lap	Seg.1	Seg.2	Seg.3	Seg.4	Lap Time	km/h	Local Time
1		29.607	26.258	26.465	1'47.348	251,3	14:02'14.555
2	21.921	28.905	25.756	26.501	1'43.083	249,0	14:03'57.638
3	21.583	28.401	25.526	25.889	1'41.399	238,5	14:05'39.037
4	21.324	28.131	25.132	25.780	1'40.367	250,2	14:07'19.404
5	21.257	28.242	25.262	25.923	1'40.684	248,4	14:09'00.088
6	21.336	28.158	25.328	25.625	1'40.447	253,7	14:10'40.535
7	21.141	27.999	25.147	25.424	1'39.711	253,7	14:12'20.246
8	21.151	28.058	25.193	25.600	1'40.002	253,7	14:14'00.248
9	21.231	27.992	25.343	25.574	1'40.140	251,9	14:15'40.388

5°		22 A. LOWES (1'40.030)					
Lap	Seg.1	Seg.2	Seg.3	Seg.4	Lap Time	km/h	Local Time
1		30.609	26.907	26.528	1'50.729	239,6	14:02'17.936
2	22.090	29.708	25.928	26.262	1'43.988	250,7	14:04'01.924
3	21.953	29.302	25.736	25.900	1'42.891	251,9	14:05'44.815
4	21.699	28.848	25.657	26.110	1'42.314	251,3	14:07'27.129
5	21.703	28.960	25.572	25.856	1'42.091	251,9	14:09'09.220
6	21.627	28.411	25.314	25.670	1'41.022	251,3	14:10'50.242
7	21.520	28.309	25.109	25.664	1'40.602	253,1	14:12'30.844
8	21.326	28.026	25.188	25.490	1'40.030	252,5	14:14'10.874
9	21.450	28.142	25.214	25.537	1'40.343	253,7	14:15'51.217
10	21.405	28.182	25.103	25.528	1'40.218	252,5	14:17'31.435
11	21.385	28.831	25.271	25.686	1'41.173	251,3	14:19'12.608
12	21.497	28.485	25.248	25.716	1'40.946	252,5	14:20'53.554
13	21.459	28.437	25.321	25.624	1'40.841	251,3	14:22'34.395
14	21.500	28.355	25.294	25.431	1'40.580	253,1	14:24'14.975
15	21.655	28.805	25.273	25.516	1'41.249	251,9	14:25'56.224
16	21.606	28.559	25.229	25.554	1'40.948	251,3	14:27'37.172
17	21.533	28.592	25.399	25.530	1'41.054	251,9	14:29'18.226
18	21.572	28.505	25.201	25.504	1'40.782	251,9	14:30'59.008
19	21.497	28.366	25.232	25.642	1'40.737	252,5	14:32'39.745
20	21.425	28.473	25.427	25.661	1'40.986	249,0	14:34'20.731

06/07/2019

P = Pits In/Out - C = Lap Time Cancelled

These data/results cannot be reproduced, stored and/or transmitted in whole or in part by any manner of electronic, mechanical, photocopying, recording, broadcasting or otherwise now known or herein after developed without the previous express consent by the copyright owner, except for reproduction in daily press and regular printed publications



Prosecco DOC UK Round, 5-7 July 2019 Chronological Analysis Race 1

Donington Park 4.023 m

Start at 14:00'27.207

2 / 4

21	21.632	28.572	25.391	25.650	1'41.245	253,7	14:36'01.976	6	21.779	29.193	25.959	26.273	1'43.204	250,7	14:11'00.665
22	21.488	28.728	25.786	25.932	1'41.934	247,9	14:37'43.910	7	21.708	29.323	25.870	26.472	1'43.373	249,0	14:12'44.038
23	21.751	29.155	25.982	26.455	1'43.343	247,3	14:39'27.253	8	21.906	29.116	25.739	26.099	1'42.860	249,6	14:14'26.898

Race Time 39'00.046

9	21.828	29.021	25.834	26.055	1'42.738	250,2	14:16'09.636
10	21.600	28.960	25.735	25.918	1'42.213	247,3	14:17'51.849
11	21.428	28.838	25.694	25.821	1'41.781	246,2	14:19'33.630
12	21.514	29.001	25.872	25.857	1'42.244	253,7	14:21'15.874
13	21.557	29.063	25.991	26.103	1'42.714	250,2	14:22'58.588
14	21.605	28.981	25.895	25.911	1'42.392	251,3	14:24'40.980
15	21.485	28.803	25.855	25.712	1'41.855	251,3	14:26'22.835
16	21.510	28.588	25.529	25.712	1'41.339	251,3	14:28'04.174
17	21.456	28.658	25.819	25.822	1'41.755	252,5	14:29'45.929
18	21.485	28.652	25.711	25.838	1'41.686	250,2	14:31'27.615
19	21.579	28.712	25.666	25.749	1'41.706	251,9	14:33'09.321
20	21.445	28.574	25.968	25.901	1'41.888	248,4	14:34'51.209
21	21.569	28.827	25.571	25.783	1'41.750	251,3	14:36'32.959
22	21.489	28.710	25.814	25.731	1'41.744	248,4	14:38'14.703
23	21.636	28.706	25.901	25.728	1'41.971	245,6	14:39'56.674

Race Time 39'29.467

6° 36 L. MERCADO (1'40.594)							
Lap	Seg.1	Seg.2	Seg.3	Seg.4	Lap Time	km/h	Local Time
1		30.721	27.445	27.229	1'52.463	225,1	14:02'19.670
2	22.388	29.547	25.851	26.361	1'44.147	242,8	14:04'03.817
3	21.798	29.299	25.825	26.176	1'43.098	247,3	14:05'46.915
4	21.678	28.934	25.599	26.218	1'42.429	244,5	14:07'29.344
5	21.528	28.731	25.514	25.880	1'41.653	246,7	14:09'10.997
6	21.583	28.520	25.625	25.963	1'41.691	248,4	14:10'52.688
7	21.770	28.589	25.588	25.882	1'41.829	247,9	14:12'34.517
8	21.591	28.544	25.536	26.006	1'41.677	246,2	14:14'16.194
9	21.698	28.507	25.546	26.171	1'41.922	247,9	14:15'58.116
10	21.635	28.744	25.565	26.225	1'42.169	245,0	14:17'40.285
11	21.561	28.354	25.373	25.680	1'40.968	244,5	14:19'21.253
12	21.339	28.309	25.485	25.736	1'40.869	246,7	14:21'02.122
13	21.540	28.201	25.625	25.605	1'40.971	247,3	14:22'43.093
14	21.407	28.308	25.421	25.777	1'40.913	247,9	14:24'24.006
15	21.667	28.527	25.697	25.777	1'41.668	245,6	14:26'05.674
16	21.370	28.367	25.439	25.772	1'40.948	247,3	14:27'46.622
17	21.339	28.231	25.499	25.632	1'40.701	247,3	14:29'27.323
18	21.378	28.355	25.298	25.563	1'40.594	245,6	14:31'07.917
19	21.417	28.441	25.554	25.702	1'41.114	246,2	14:32'49.031
20	21.542	28.525	25.508	25.792	1'41.367	245,6	14:34'30.398
21	21.476	28.588	25.692	25.879	1'41.635	243,4	14:36'12.033
22	21.675	28.702	25.812	25.872	1'42.061	245,0	14:37'54.094
23	21.920	28.733	25.756	26.026	1'42.435	240,1	14:39'36.529

Race Time 39'09.322

7° 10 P. HICKMAN (1'41.599)							
Lap	Seg.1	Seg.2	Seg.3	Seg.4	Lap Time	km/h	Local Time
1		30.649	27.311	27.054	1'51.358	239,1	14:02'18.565
2	22.136	29.664	26.203	26.486	1'44.489	248,4	14:04'03.054
3	21.908	29.210	25.761	26.279	1'43.158	247,9	14:05'46.212
4	21.586	28.755	25.626	26.475	1'42.442	250,2	14:07'28.654
5	21.394	28.421	25.576	26.208	1'41.599	251,3	14:09'10.253
6	21.377	28.566	25.655	26.229	1'41.827	249,6	14:10'52.080
7	21.528	28.625	25.590	26.273	1'42.016	249,0	14:12'34.096
8	21.351	28.726	25.556	26.145	1'41.778	249,0	14:14'15.874
9	21.402	28.597	25.783	26.133	1'41.915	248,4	14:15'57.789
10	21.540	28.963	25.589	26.531	1'42.623	247,3	14:17'40.412
11	21.937	28.973	25.666	26.335	1'42.911	246,7	14:19'23.323
12	21.549	29.000	25.833	26.373	1'42.755	245,6	14:21'06.078
13	21.470	28.752	25.750	26.441	1'42.413	245,0	14:22'48.491
14	21.484	28.612	25.468	26.320	1'41.884	249,0	14:24'30.375
15	21.510	28.776	25.884	26.180	1'42.350	246,2	14:26'12.725
16	21.408	28.811	25.626	26.221	1'42.066	247,9	14:27'54.791
17	21.607	28.590	25.584	26.194	1'41.975	246,7	14:29'36.766
18	21.353	28.759	25.698	26.258	1'42.068	246,2	14:31'18.834
19	21.597	28.740	25.684	26.213	1'42.234	247,3	14:33'01.068
20	21.559	28.777	25.767	26.213	1'42.316	248,4	14:34'43.384
21	21.473	28.483	25.593	26.103	1'41.652	247,9	14:36'25.036
22	21.494	28.545	25.661	26.180	1'41.880	247,3	14:38'06.916
23	21.485	28.811	25.815	26.720	1'42.831	245,6	14:39'49.747

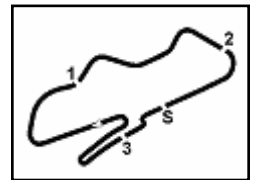
Race Time 39'22.540

8° 60 M. VAN DER MARK (1'41.339)							
Lap	Seg.1	Seg.2	Seg.3	Seg.4	Lap Time	km/h	Local Time
1		31.447	26.995	27.437	1'52.784	226,5	14:02'19.991
2	22.656	30.007	26.299	26.856	1'45.818	246,2	14:04'05.809
3	22.190	29.696	26.176	26.662	1'44.724	249,6	14:05'50.533
4	21.923	28.998	26.204	26.515	1'43.640	247,3	14:07'34.173
5	21.860	29.285	25.916	26.227	1'43.288	251,3	14:09'17.461

9° 52 A. DELBIANCO (1'41.009)							
Lap	Seg.1	Seg.2	Seg.3	Seg.4	Lap Time	km/h	Local Time
1		31.305	27.264	27.678	1'53.598	235,9	14:02'20.805
2	22.799	29.927	26.657	26.782	1'46.165	240,1	14:04'06.970
3	22.300	29.922	26.240	26.406	1'44.868	242,3	14:05'51.838
4	22.131	28.820	25.972	26.678	1'43.601	240,7	14:07'35.439
5	22.094	29.118	26.292	26.205	1'43.709	243,9	14:09'19.148
6	21.598	28.758	25.779	25.846	1'41.981	246,2	14:11'01.129
7			25.782	25.890	1'45.515	245,6	14:12'46.644
8	22.064	32.995	25.978	26.002	1'47.039	242,3	14:14'33.683
9	21.901	28.935	25.753	26.224	1'42.813	242,3	14:16'16.496
10	21.960	29.126	25.740	26.073	1'42.899	239,6	14:17'59.395
11	21.752	28.799	25.653	25.826	1'42.030	238,0	14:19'41.425
12	21.964	28.826	25.456	25.652	1'41.898	240,7	14:21'23.323
13	21.706	28.720	25.527	25.787	1'41.740	243,4	14:23'05.063
14	21.844	29.076	25.558	25.809	1'42.287	245,0	14:24'47.350
15	21.777	28.848	25.519	25.542	1'41.686	241,7	14:26'29.036
16	21.813	28.597	25.485	25.577	1'41.472	241,2	14:28'10.508
17	21.864	28.871	25.310	25.548	1'41.593	240,1	14:29'52.101
18	21.776	28.516	25.549	25.663	1'41.504	241,2	14:31'33.605
19	21.838	28.613	25.461	25.580	1'41.492	238,5	14:33'15.097
20	21.559	28.395	25.518	25.656	1'41.128	246,2	14:34'56.225
21	21.755	28.561	25.359	25.419	1'41.094	241,7	14:36'37.319
22	21.532	28.636	25.286	25.555	1'41.009	240,7	14:38'18.328
23	21.933	28.685	25.640	25.778	1'42.036	240,7	14:40'00.364

Race Time 39'33.157

10° 7 C. DAVIES (1'41.214)							
Lap	Seg.1	Seg.2	Seg.3	Seg.4	Lap Time	km/h	Local Time
1		31.400	27.398	27.483	1'53.072	219,1	14:02'20.279
2	22.773	30.191	26.566	26.633	1'46.163	245,6	14:04'06.442
3	22.496	30.076	26.537	26.566	1'45.675	239,1	14:05'52.117
4	22.410	29.551	26.113	26.375	1'44.449	246,2	14:07'36.566
5	22.247	29.363	26.136	26.350	1'44.096	249,0	14:09'20.662
6	22.442	29.179	26.248	25.967	1'43.836	252,5	14:11'04.498
7	21.933	29.109	26.050	25.732	1'42.824	250,2	14:12'47.322
8	21.999	29.310	25.883	25.841	1'43.033	254,3	14:14'30.355
9	21.913	28.968	25.748	25.781	1'42.410	256,1	14:16'12.765
10	21.938	29.309	25.779	25.711	1'42.737	254,3	14:17'55.502
11	21.929	29.164	25.635	26.028	1'42.756	257,3	14:19'38.258
12	22.079	29.186	25.773	25.837	1'42.875	256,1	14:21'21.133
13	21.806	28.979	25.826	25.478	1'42.089	256,7	14:23'03.222
14	21.849	28.830	25.617	25.673	1'41.969	256,7	14:24'45.191
15	21.967	28.816	25.706	25.491	1'41.980	257,3	14:26'27.171
16	21.919	28.648	25.650	25.406	1'41.623	256,7	14:28'08.79



Prosecco DOC UK Round, 5-7 July 2019 Chronological Analysis Race 1

Donington Park 4.023 m

Start at 14:00'27.207

3 / 4

17	21.866	28.795	25.758	25.746	1'42.165	256,7	14:29'50.959	2	22.672	30.054	26.185	26.324	1'45.235	246,2	14:04'02.676	
18	21.697	28.690	25.650	25.696	1'41.733	256,1	14:31'32.692	3	22.430	30.161	26.137	26.402	1'45.130	246,7	14:05'47.806	
19	21.799	28.673	25.575	25.467	1'41.514	259,2	14:33'14.206	4	22.284	29.531	25.980	26.100	1'43.895	249,6	14:07'31.701	
20	21.679	28.842	25.577	25.605	1'41.703	256,7	14:34'55.909	5	22.364	29.411	26.014	26.176	1'43.965	251,3	14:09'15.666	
21	21.780	29.111	25.723	25.699	1'42.313	251,9	14:36'38.222	6	22.246	29.761	25.898	26.111	1'44.016	250,2	14:10'59.682	
22	21.690	28.505	25.470	25.549	1'41.214	256,7	14:38'19.436	7	22.243	29.520	26.190	26.151	1'44.104	250,7	14:12'43.786	
23	21.636	28.638	25.396	25.959	1'41.629	257,9	14:40'01.065	8	22.312	29.560	25.689	25.959	1'43.520	251,3	14:14'27.306	
									9	22.282	29.373	25.762	26.086	1'43.503	251,9	14:16'10.809
									10	22.087	29.565	25.661	26.304	1'43.617	250,7	14:17'54.426
									11	22.055	29.473	25.655	25.987	1'43.170	249,0	14:19'37.596
									12	22.130	29.048	25.992	26.190	1'43.360	250,7	14:21'20.956
									13	22.264	29.434	25.698	25.973	1'43.369	250,7	14:23'04.325
									14	21.910	29.288	25.842	26.338	1'43.378	251,3	14:24'47.703
									15	21.947	29.343	25.693	25.942	1'42.925	247,9	14:26'30.628
									16	22.144	29.069	25.612	25.919	1'42.744	248,4	14:28'13.372
									17	21.914	29.144	25.578	25.737	1'42.373	247,9	14:29'55.745
									18	22.123	29.670	25.998	25.866	1'43.657	249,0	14:31'39.402
									19	22.067	29.524	25.860	25.968	1'43.419	250,7	14:33'22.821
									20	22.077	29.523	25.814	25.910	1'43.324	249,0	14:35'06.145
									21	22.139	29.640	25.851	25.904	1'43.534	249,0	14:36'49.679
									22	21.928	29.616	25.996	25.905	1'43.445	249,0	14:38'33.124
									23	22.027	29.381	25.805	26.052	1'43.265	250,2	14:40'16.389
									Race Time 39'33.858							

11° 23 R. KIYONARI (1'41.152)

Lap	Seg.1	Seg.2	Seg.3	Seg.4	Lap Time	km/h	Local Time								
1		31.530	27.763	27.523	1'54.707	211,0	14:02'21.914								
2	23.377	30.532	26.785	27.531	1'48.225	229,4	14:04'10.139								
3	22.792	29.701	26.386	26.833	1'45.712	234,9	14:05'55.851								
4	22.382	29.336	25.989	26.277	1'43.984	246,7	14:07'39.835								
5	22.007	29.091	25.888	26.466	1'43.452	247,3	14:09'23.287								
6	21.906	29.030	25.717	26.286	1'42.939	247,9	14:11'06.226								
7	22.168	29.008	25.816	26.207	1'43.199	250,2	14:12'49.425								
8	22.003	30.649	26.158	26.144	1'44.954	240,7	14:14'34.379								
9	22.187	29.067	25.635	26.108	1'42.997	246,7	14:16'17.376								
10	21.947	29.183	26.033	26.154	1'43.317	246,7	14:18'00.693								
11	21.859	28.906	25.694	25.945	1'42.404	249,0	14:19'43.097								
12	21.908	28.968	25.690	26.125	1'42.691	246,7	14:21'25.788								
13	21.837	28.707	25.698	26.016	1'42.258	249,0	14:23'08.046								
14	21.686	28.598	25.595	26.010	1'41.889	249,6	14:24'49.935								
15	21.867	28.742	25.678	25.922	1'42.209	247,9	14:26'32.144								
16	21.679	28.498	25.877	25.846	1'41.900	247,3	14:28'14.044								
17	22.048	28.812	25.533	25.817	1'42.210	247,9	14:29'56.254								
18	21.879	28.832	25.582	25.769	1'42.062	249,0	14:31'38.316								
19	21.810	28.455	25.434	25.654	1'41.353	250,2	14:33'19.669								
20	21.679	28.498	25.467	25.679	1'41.323	252,5	14:35'00.992								
21	21.653	28.394	25.500	25.760	1'41.307	250,2	14:36'42.299								
22	21.680	28.292	25.390	25.790	1'41.152	250,2	14:38'23.451								
23	21.674	28.363	25.536	25.749	1'41.322	250,7	14:40'04.773								
									Race Time 39'37.566						

14° 33 M. MELANDRI (1'42.499)

Lap	Seg.1	Seg.2	Seg.3	Seg.4	Lap Time	km/h	Local Time								
1		31.250	27.434	28.573	1'53.744	224,2	14:02'20.951								
2	23.567	30.689	26.993	27.868	1'49.117	227,5	14:04'10.068								
3	22.947	30.291	26.440	27.330	1'47.008	242,8	14:05'57.076								
4	22.178	29.495	26.163	26.816	1'44.652	245,0	14:07'41.728								
5	22.165	29.311	26.125	26.796	1'44.397	242,8	14:09'26.125								
6	21.859	29.387	25.984	26.930	1'44.160	245,0	14:11'10.285								
7	21.868	29.304	25.856	26.625	1'43.653	244,5	14:12'53.938								
8	21.836	29.342	25.908	26.689	1'43.775	248,4	14:14'37.713								
9	21.824	28.855	25.549	26.345	1'42.573	251,3	14:16'20.286								
10	21.742	29.101	26.293	26.781	1'43.917	244,5	14:18'04.203								
11	21.721	29.210	25.630	26.379	1'42.940	249,6	14:19'47.143								
12	21.699	28.909	25.693	26.198	1'42.499	250,2	14:21'29.642								
13	21.741	28.886	25.945	26.378	1'42.950	247,3	14:23'12.592								
14	21.666	28.928	25.744	26.524	1'42.862	249,6	14:24'55.454								
15	21.764	29.399	25.924	26.566	1'43.653	246,7	14:26'39.107								
16	21.946	28.920	25.822	26.540	1'43.228	250,7	14:28'22.335								
17	21.750	29.102	26.009	27.073	1'43.934	249,6	14:30'06.269								
18	21.856	29.182	25.944	26.606	1'43.588	248,4	14:31'49.857								
19	21.923	29.089	26.433	27.100	1'44.545	242,3	14:33'34.402								
20	22.115	29.434	26.370	27.333	1'45.252	247,3	14:35'19.654								
21	21.845	29.070	26.149	26.862	1'43.926	244,5	14:37'03.580								
22	21.780	28.906	26.210	30.608	1'47.504	242,8	14:38'51.084								
									Race Time 38'23.877						

RET 19 A. BAUTISTA (1'40.043)

Lap	Seg.1	Seg.2	Seg.3	Seg.4	Lap Time	km/h	Local Time								
1		30.518	26.071	26.618	1'49.370	249,6	14:02'16.577								
2	22.419	29.625	26.026	26.234	1'44.304	247,9	14:04'00.881								
3	22.265	29.310	25.447	25.833	1'42.855	258,6	14:05'43.736								
4	21.941	29.101	25.442	25.924	1'42.408	256,7	14:07'26.144								
5	21.559	28.781	25.366	25.659	1'41.365	257,9	14:09'07.509								
6	21.470	28.618	25.105	25.644	1'40.837	258,6	14:10'48.346								
7	21.583	28.392	25.292	25.668	1'40.935	255,5	14:12'29.281								
8	21.393	28.189	24.953	25.543	1'40.078	261,1	14:14'09.359								
9	21.565	28.397	25.122	25.559	1'40.643	261,1	14:15'50.002								
10	21.455	28.094	25.031	25.463	1'40.043	257,9	14:17'30.045								
									Race Time 17'02.838						

13° 54 T. RAZGATLIOGLU (1'42.373)

Lap	Seg.1	Seg.2	Seg.3	Seg.4	Lap Time	km/h	Local Time
1		31.017	26.814	26.752	1'50.234	242,8	14:02'17.441

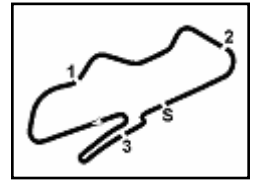
RET 81 J. TORRES (1'42.365)

Lap	Seg.1	Seg.2	Seg.3	Seg.4	Lap Time	km/h	Local Time
-----	-------	-------	-------	-------	----------	------	------------

06/07/2019 P = Pits In/Out - C = Lap Time Cancelled

These data/results cannot be reproduced, stored and/or transmitted in whole or in part by any manner of electronic, mechanical, photocopying, recording, broadcasting or otherwise now known or herein after developed without the previous express consent by the copyright owner, except for reproduction in daily press and regular printed publications on sale to the public within 60 days of the event related to those data/results and always provided that copyright symbol appears together as follows below.

© DORNA WSBK ORGANIZATION Srl 2019



Donington Park 4.023 m

4 / 4

Prosecco DOC UK Round, 5-7 July 2019 Chronological Analysis Race 1

Start at 14:00'27.207

1		31.392	27.416	27.675	1'53.637	227,5	14:02'20.844
2	22.615	29.943	26.452	26.791	1'45.801	245,0	14:04'06.645
3	22.432	29.650	26.151	26.612	1'44.845	245,0	14:05'51.490
4	22.039	29.000	25.836	26.892	1'43.767	248,4	14:07'35.257
5	22.070	29.316	26.367	26.569	1'44.322	245,6	14:09'19.579
6	22.070	28.909	25.915	26.274	1'43.168	247,9	14:11'02.747
7	22.118	28.990	25.806	26.273	1'43.187	246,7	14:12'45.934
8	22.013	28.616	25.762	25.974	1'42.365	246,2	14:14'28.299
9	21.762	29.126	25.702	26.178	1'42.768	250,7	14:16'11.067

Race Time 15'43.860

RET	11 S. CORTESE (1'42.845)						
Lap	Seg.1	Seg.2	Seg.3	Seg.4	Lap Time	km/h	Local Time
1		31.513	27.470	27.163	1'52.186	224,6	14:02'19.393
2	22.609	30.250	26.157	26.599	1'45.615	246,7	14:04'05.008
3	22.197	29.985	26.253	26.441	1'44.876	249,6	14:05'49.884
4	22.106	29.975	26.272	26.619	1'44.972	246,2	14:07'34.856
5	22.152	29.454	26.082	27.245	1'44.933	246,2	14:09'19.789
6	22.181	29.362	25.909	26.213	1'43.665	249,6	14:11'03.454
7	21.992	30.095	26.466	26.204	1'44.757	243,9	14:12'48.211
8	21.706	29.197	26.030	26.026	1'42.959	246,2	14:14'31.170
9	21.886	29.217	25.929	25.813	1'42.845	250,7	14:16'14.015

Race Time 15'46.808

06/07/2019 P = Pits In/Out - C = Lap Time Cancelled

These data/results cannot be reproduced, stored and/or transmitted in whole or in part by any manner of electronic, mechanical, photocopying, recording, broadcasting or otherwise now known or herein after developed without the previous express consent by the copyright owner, except for reproduction in daily press and regular printed publications on sale to the public within 60 days of the event related to those data/results and always provided that copyright symbol appears together as follows below.

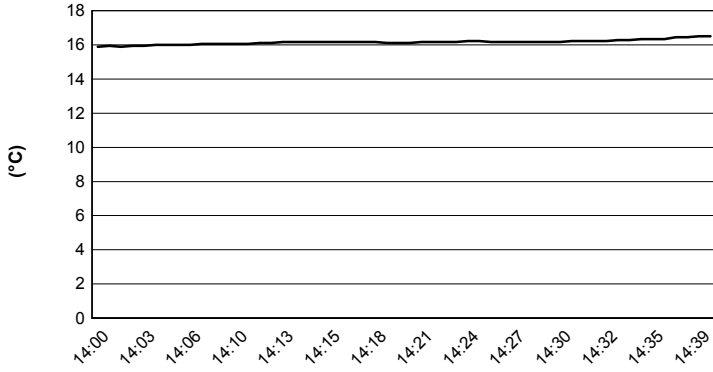
© DORNA WSBK ORGANIZATION Srl 2019

Prosecco DOC UK Round, 5-7 July 2019

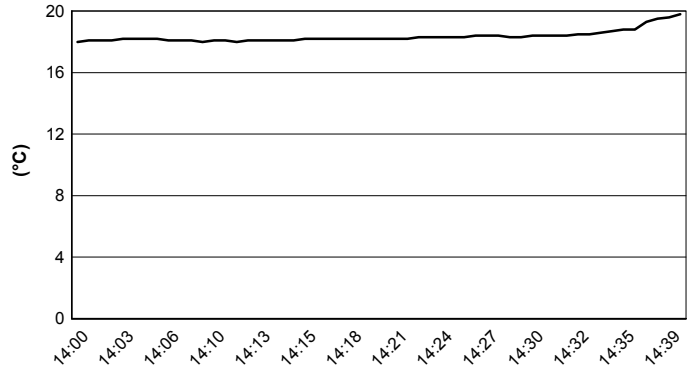
Weather Report Race 1

Session started 14:01 - Session ended 14:40

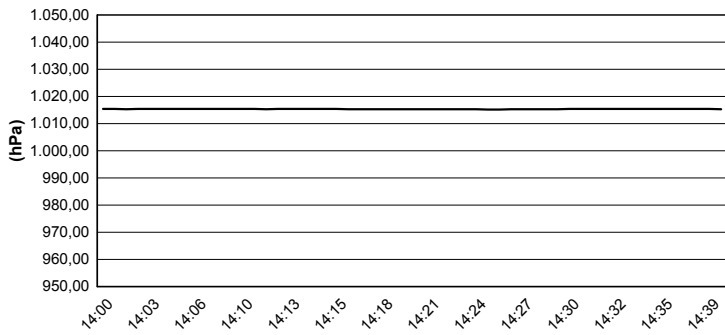
Air Temperature



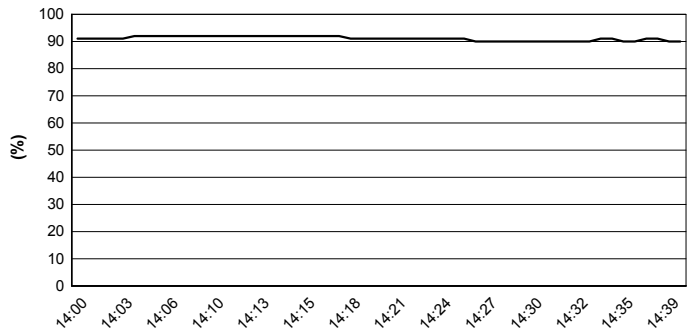
Track Temperature



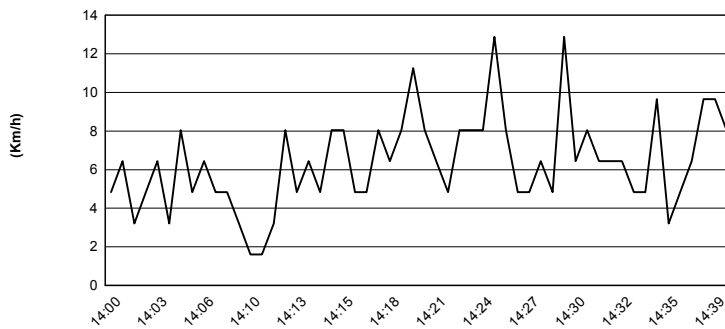
Air Pressure



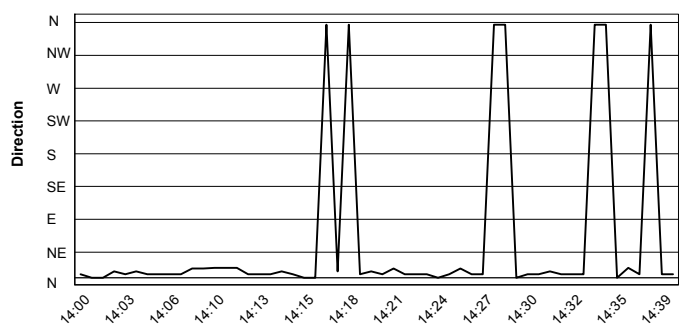
Humidity



Wind Speed



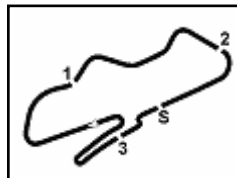
Wind Direction



06/07/2019

These data/results cannot be reproduced, stored and/or transmitted in whole or in part by any manner of electronic, mechanical, photocopying, recording, broadcasting or otherwise now known or herein after developed without the previous express consent by the copyright owner, except for reproduction in daily press and regular printed publications on sale to the public within 60 days of the event related to those data/results and always provided that copyright symbol appears together as follows below.

© DORNA WSBK ORGANIZATION Srl 2019



Donington Park 4.023 m

Prosecco DOC UK Round, 5-7 July 2019 Championship Standings

1 / 2

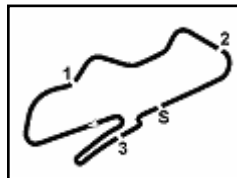
Points	Points From First	Points From Previous	February 24 PHILLIP ISLAND		March 17 BURIRAM		April 7 ARAGON		April 14 ASSEN		May 12 IMOLA		June 9 JEREZ		June 23 MISANO		July 7 DONINGTON PARK		July 14 LAGUNA SECA		September 8 PORTIMAO		September 24 MAGNY COURS		October 13 SAN JUAN		October 26 LOSAIL		
			1	2	1	2	1	2	1	2	1	2	1	2	1	2	1	2	1	2	1	2	1	2	1	2	1	2	1
1	REA Jonathan (GBR)	339	20	20	20	20	20	20	20	16	25	12	13	20	25	25	25												
2	BAUTISTA Alvaro (ESP)	330	9	25	25	25	25	25	25	20	20	7	25	12	16	2													
3	VAN DER MARK Michael (NED)	196	143	134	11	13	13	13	10	8	16	20	13	20	25		8												
4	LOWES Alex (GBR)	175	164	21	13	11	16	16	13	11	13	13	9		2	13	11												
5	HASLAM Leon (GBR)	169	170	6	1	16	11	11	7	13	11	8	11	7	11	16	16												
6	SYKES Tom (GBR)	130	209	39	9	3	7		11	4	6	9		10	9	20	10	20											
7	RAZGATLIOGLU Toprak (TUR)	124	215	6	10		6	7	8		7	7	16	11	16	20	3												
8	DAVIES Chaz (GBR)	120	219	4	6	9	1		16	16	9	11		9		11	9	6											
9	MELANDRI Marco (ITA)	118	221	2	16	10	10	10	4	5	4	2	10	16	10		2												
10	CORTESE Sandro (GER)	93	246	25	8	8	9	9	9	6	3	5		8	10	9	1												
11	RINALDI Michael Ruben (ITA)	81	258	12	7		8	8	3	7		1	8	6	13	11	4												
12	TORRES Jordi (ESP)	75	264	6	5	2	5	6	6	9	8	6	5		8	4	6												
13	REITERBERGER Markus (GER)	56	283	19	3	4	2	5		1	10	10	6	5	4	1	5												
14	BAZ Loris (FRA)	41	298	15										4	7	13	4	13											
15	MERCADO Leandro (ARG)	36	303	5	2	5	4							3	5	6	10												
16	LAVERTY Eugene (IRL)	32	307	4	4	7			1	10	2	3																	
17	CAMIER Leon (GBR)	26	313	6	6	3			5	3	5	4																	
18	ZANETTI Lorenzo (ITA)	21	318	5									7			7	7												
19	KIYONARI Ryuichi (JPN)	19	320	2	1		4	2	2	1			2		2	5													
20	DELBIANCO Alessandro (ITA)	17	322	2			3						1	1	5	7													
21	BRIDEWELL Thomas (GBR)	12	327	5									4	2	6														
22	TAKAHASHI Yuki (JPN)	11	328	1											3	8													
23	PIRRO Michele (ITA)	10	329	1												8													
24	HICKMAN Peter (GBR)	9	330	1													9												
25	CAVALIERI Samuele (ITA)	6	333	3											3	3													
26	BARBERA Hector (ESP)	3	336	3									3																

06/07/2019 First Line: Race 1 & 2 - Second Line: Tissot Superspole Race

These data/results cannot be reproduced, stored and/or transmitted in whole or in part by any manner of electronic, mechanical, photocopying, recording, broadcasting or otherwise now known or herein after developed without the previous express consent by the copyright owner, except for reproduction in daily press and regular printed publications on sale to the public within 60 days of the event related to those data/results and always provided that copyright symbol appears together as follows below.

© DORNA WSBK ORGANIZATION Srl 2019





Donington Park 4.023 m

Prosecco DOC UK Round, 5-7 July 2019 Championship Standings

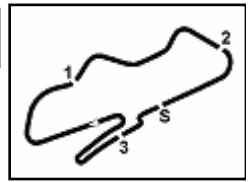
2 / 2

Points	Points From First	Points From Previous	Independent Riders														
			February 24 PHILLIP ISLAND	March 17 BURIRAM	April 7 ARAGON	April 14 ASSEN	May 12 IMOLA	June 9 JEREZ	June 23 MISANO	July 7 DONINGTON PARK	July 14 LAGUNA SECA	September 8 PORTIMAO	September 24 MAGNY COURS	October 13 SAN JUAN	October 26 LOSAIL		
1	RAZGATLIOGLU Toprak (TUR)	124	10	6 7 1	8	7 7	16 3	11 16 3	20 6	3							
2	MELANDRI Marco (ITA)	118 6	16 10 4	10 10 4	4 5	4 2	10	16 7	10 4	2							
3	CORTESE Sandro (GER)	93 31 25	8 8 3	9 9 3	9 6 1	3 5		8 10 1	9 1								
4	RINALDI Michael Ruben (ITA)	81 43 12	7 2	8 8	3 7	1	8	6 13	11 3	4							
5	TORRES Jordi (ESP)	75 49 6	5 2	5 6	6 9 2	8 6	5 1	8 2	4 6								
6	BAZ Loris (FRA)	41 83 34						4 7	13 4	13							
7	MERCADO Leandro (ARG)	36 88 5	2 5	4				3 5	6 1	10							
8	LAVERTY Eugene (IRL)	32 92 4	4 7 1		1 10 4	2 3											
9	ZANETTI Lorenzo (ITA)	21 103 11					7		7 7								
10	DELBIANCO Alessandro (ITA)	17 107 4		3			1	1	5	7							
11	BRIDEWELL Thomas (GBR)	12 112 5					4	2 6									
12	PIRRO Michele (ITA)	10 114 2							8 2								
13	CAVALIERI Samuele (ITA)	6 118 4							3 3								
14	BARBERA Hector (ESP)	3 121 3					3										

06/07/2019 First Line: Race 1 & 2 - Second Line: Tissot Superpole Race

These data/results cannot be reproduced, stored and/or transmitted in whole or in part by any manner of electronic, mechanical, photocopying, recording, broadcasting or otherwise now known or herein after developed without the previous express consent by the copyright owner, except for reproduction in daily press and regular printed publications on sale to the public within 60 days of the event related to those data/results and always provided that copyright symbol appears together as follows below.

© DORNA WSBK ORGANIZATION Srl 2019



Donington Park 4.023 m

Prosecco DOC UK Round, 5-7 July 2019 Manufacturers Standings

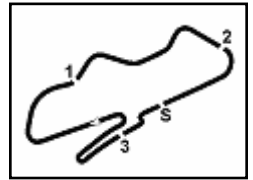
	Points	Points From First	Points From Previous	February 24 PHILLIP ISLAND		March 17 BURIRAM		April 7 ARAGON		April 14 ASSEN		May 12 IMOLA		June 9 JEREZ		June 23 MISANO		July 7 DONINGTON PARK		July 14 LAGUNA SECA		September 8 PORTIMAO		September 24 MAGNY COURS		October 13 SAN JUAN		October 26 LOSAIL		
				1	2	1	2	1	2	1	2	1	2	1	2	1	2	1	2	1	2	1	2	1	2	1	2	1	2	1
1 DUCATI	360			25	25	25	25	25	25	25	25	20	9	25	13	16	11	6												
2 KAWASAKI	341	19		20	20	20	20	20	20	20	16	25	12	13	20	25	25	25												
3 YAMAHA	262	98	79	16	13	16	16	13	11	16	20	13	6	20	25	13	13	13												
4 BMW	147	213	115	9	4	7	5	11	4	10	10	6	2	10	9	20	10	20												
5 HONDA	51	309	96	6		3	4	5	3	5	4	2		1	3	8		7												

06/07/2019 First Line: Race 1 & 2 - Second Line: Tissot Superpole Race

These data/results cannot be reproduced, stored and/or transmitted in whole or in part by any manner of electronic, mechanical, photocopying, recording, broadcasting or otherwise now known or herein after developed without the previous express consent by the copyright owner, except for reproduction in daily press and regular printed publications on sale to the public within 60 days of the event related to those data/results and always provided that copyright symbol appears together as follows below.

© DORNA WSBK ORGANIZATION Srl 2019





Donington Park 4.023 m

Prosecco DOC UK Round, 5-7 July 2019 Provisional Starting Grid - Tissot Superpole Race 10 Laps x 4,023 km = 40,230 km

Pos	Number	Rider Name	Team	Time
1	66	SYKES T.	BMW	1'27.619
2	1	REA J.	Kawasaki	1'28.612
3	91	HASLAM L.	Kawasaki	1'29.198
4	10	HICKMAN P.	BMW	1'29.348
5	76	BAZ L.	Yamaha	1'29.521
6	19	BAUTISTA A.	Ducati	1'29.561
7	54	RAZGATLIOGLU T.	Kawasaki	1'29.582
8	22	LOWES A.	Yamaha	1'29.627
9	33	MELANDRI M.	Yamaha	1'29.781
10	7	DAVIES C.	Ducati	1'30.098
11	81	TORRES J.	Kawasaki	1'30.210
12	11	CORTESE S.	Yamaha	1'30.248
13	23	KIYONARI R.	Honda	1'30.997
14	36	MERCADO L.	Kawasaki	1'31.080
15	21	RINALDI M.	Ducati	1'32.602
16	60	VAN DER MARK M.	Yamaha	1'35.216
17	52	DELBIANCO A.	Honda	1'36.136

06/07/2019 The Race Director

These data/results cannot be reproduced, stored and/or transmitted in whole or in part by any manner of electronic, mechanical, photocopying, recording, broadcasting or otherwise now known or herein after developed without the previous express consent by the copyright owner, except for reproduction in daily press and regular printed publications on sale to the public within 60 days of the event related to those data/results and always provided that copyright symbol appears together as follows below.

© DORNA WSBK ORGANIZATION Srl 2019

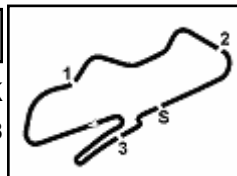
FKR PERUGIA TIMING



Official Tyre Supplier



Official Timekeeper



Prosecco DOC UK Round, 5-7 July 2019

Best Laps & Speeds

Donington Park 4.023 m

No.	Rider Bike	Nat	Best Lap		FP1		FP2		FP3		SP		RC1	
			LL	SPD	LL	SPD	LL	SPD	LL	SPD	LL	SPD	LL	SPD
1	66 T. SYKES BMW S1000 RR	GBR	1'27.619 74 266,2		1'27.790 19 266,2		1'27.733 16 264,9		1'40.845 6 253,6		1'27.619 10 266,2		1'39.455 23 253,6	
2	22 A. LOWES Yamaha YZF R1	GBR	1'27.751 71 266,8		1'28.416 18 266,8		1'27.751 21 266,2		1'41.853 4 250,7		1'29.627 5 262,3		1'40.030 23 253,6	
3	54 T. RAZGATLIOGLU Kawasaki ZX-10RR	TUR	1'27.775 86 266,2		1'28.167 22 266,2		1'27.775 24 264,2		1'42.942 7 250,7		1'29.582 10 261,7		1'42.373 23 251,9	
4	1 J. REA Kawasaki ZX-10RR	GBR	1'27.812 76 268,2		1'28.698 16 266,8		1'27.812 22 268,2		1'40.293 6 254,2		1'28.612 9 266,8		1'39.513 23 254,8	
5	91 L. HASLAM Kawasaki ZX-10RR	GBR	1'27.859 72 268,8		1'28.595 13 266,2		1'27.859 22 268,8		1'41.207 3 254,2		1'29.198 11 266,8		1'39.711 23 253,6	
6	19 A. BAUTISTA Ducati Panigale V4 R	ESP	1'28.005 71 272,9		1'29.220 18 270,9		1'28.005 22 272,9		1'42.039 8 253,1		1'29.561 13 272,2		1'40.043 10 261,0	
7	11 S. CORTESE Yamaha YZF R1	GER	1'28.235 66 262,9		1'29.697 17 259,8		1'28.235 19 262,9		1'42.341 10 248,4		1'30.248 11 261,0		1'42.845 9 250,7	
8	76 L. BAZ Yamaha YZF R1	FRA	1'28.257 83 264,2		1'28.482 21 261,7		1'28.257 21 261,7		1'42.159 7 247,2		1'29.521 11 264,2		1'40.363 23 250,7	
9	7 C. DAVIES Ducati Panigale V4 R	GBR	1'28.414 85 268,8		1'29.381 21 268,8		1'28.414 22 268,8		1'43.695 8 256,7		1'30.098 11 268,2		1'41.214 23 259,1	
10	81 J. TORRES Kawasaki ZX-10RR	ESP	1'28.483 72 264,9		1'28.580 22 262,9		1'28.483 22 264,9		1'42.086 9 245,6		1'30.210 10 256,7		1'42.365 9 250,7	
11	60 M. VAN DER MARK Yamaha YZF R1	NED	1'28.529 72 266,2		1'28.529 20 266,2		1'28.810 18 266,2				1'35.216 11 260,4		1'41.339 23 253,6	
12	10 P. HICKMAN BMW S1000 RR	GBR	1'28.567 85 264,2		1'28.974 24 261,7		1'28.567 18 264,2		1'42.717 9 247,8		1'29.348 11 260,4		1'41.599 23 251,3	
13	33 M. MELANDRI Yamaha YZF R1	ITA	1'28.631 80 263,6		1'29.174 16 263,6		1'28.631 21 263,6		1'42.290 10 250,7		1'29.781 11 263,6		1'42.499 22 251,3	
14	36 L. MERCADO Kawasaki ZX-10RR	ARG	1'28.929 83 263,6		1'29.640 18 262,9		1'28.929 23 263,6		1'41.832 7 247,8		1'31.080 12 257,9		1'40.594 23 248,4	
15	21 M. RINALDI Ducati Panigale V4 R	ITA	1'29.005 74 271,5		1'29.999 11 270,2		1'29.005 19 271,5		1'42.007 10 253,1		1'32.602 11 270,2		1'41.587 23 256,7	
16	52 A. DELBIANCO Honda CBR1000RR	ITA	1'29.800 83 256,7		1'30.631 22 256,1		1'29.800 19 256,7		1'41.594 11 246,7		1'36.136 8 248,4		1'41.009 23 246,1	
17	23 R. KIYONARI Honda CBR1000RR	JPN	1'30.357 78 264,2		1'30.442 20 264,2		1'30.357 19 264,2		1'41.835 9 248,4		1'30.997 7 262,9		1'41.152 23 252,5	
18	50 E. LAVERTY Ducati Panigale V4 R	IRL	1'30.409 38 266,8		1'31.141 20 266,8		1'30.409 18 266,2							

06/07/2019

These data/results cannot be reproduced, stored and/or transmitted in whole or in part by any manner of electronic, mechanical, photocopying, recording, broadcasting or otherwise now known or herein after developed without the previous express consent by the copyright owner, except for reproduction in daily press and regular printed publications on sale to the public within 60 days of the event related to those data/results and always provided that copyright symbol appears together as follows below.

© DORNA WSBK ORGANIZATION Srl 2019

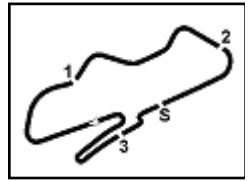
FIKR PERUGIA TIMING



Official Tyre Supplier



Official Timekeeper



Donington Park 4.023 m

Prosecco DOC UK Round, 5-7 July 2019
Pirelli Best Lap Award

	Points	Points From First	Points From Previous	February 24 PHILLIP ISLAND	March 17 BURIRAM	April 7 ARAGON	April 14 ASSEN	May 12 IMOLA	June 9 JEREZ	June 23 MISANO	July 7 DONINGTON PARK	July 14 LAGUNA SECA	September 8 PORTIMAO	September 24 MAGNY COURS	October 13 SAN JUAN	October 26 LOSAIL		
1 BAUTISTA Alvaro (ESP)	9			1 1	1 1	1 1	1 1		1									
2 REA Jonathan (GBR)	3	6						1	1	1								
3 SYKES Tom (GBR)	1	8	2								1							
4 RAZGATLIOGLU Toprak (TUR)	1	8	0							1								

06/07/2019 First Line: Race 1 & 2 - Second Line: Tissot Superpole Race

These data/results cannot be reproduced, stored and/or transmitted in whole or in part by any manner of electronic, mechanical, photocopying, recording, broadcasting or otherwise now known or herein after developed without the previous express consent by the copyright owner, except for reproduction in daily press and regular printed publications on sale to the public within 60 days of the event related to those data/results and always provided that copyright symbol appears together as follows below.

© DORNA WSBK ORGANIZATION Srl 2019

FIKR PERUGIA TIMING



Official Tyre Supplier



Official Timekeeper