

Prosecco DOC UK Round, 5-7 July 2019 Free Practices Combined Results after FP2

No.	Rider	Nat	Team	Bike	Class	FP1	FP2	FP3	Time	Gap	Rel.	Avg	LL
1	66 T. SYKES	GBR	BMW Motorrad WorldSBK Team	BMW S1000 RR		1'27.790	1'27.733		1'27.733			165,078	35
2	22 A. LOWES	GBR	Pata Yamaha WorldSBK Team	Yamaha YZF R1		1'28.416	1'27.751		1'27.751	0.018	0.018	165,044	39
3	54 T. RAZGATLIOGLU	TUR	Turkish Puccetti Racing	Kawasaki ZX-10RR	IND	1'28.167	1'27.775		1'27.775	0.042	0.024	164,999	46
4	1 J. REA	GBR	Kawasaki Racing Team WorldSBK	Kawasaki ZX-10RR		1'28.698	1'27.812		1'27.812	0.079	0.037	164,930	38
5	91 L. HASLAM	GBR	Kawasaki Racing Team WorldSBK	Kawasaki ZX-10RR		1'28.595	1'27.859		1'27.859	0.126	0.047	164,841	35
6	19 A. BAUTISTA	ESP	ARUBA.IT Racing - Ducati	Ducati Panigale V4 R		1'29.220	1'28.005		1'28.005	0.272	0.146	164,568	40
7	11 S. CORTESE	GER	GRT Yamaha WorldSBK	Yamaha YZF R1	IND	1'29.697	1'28.235		1'28.235	0.502	0.230	164,139	36
8	76 L. BAZ	FRA	Ten Kate Racing - Yamaha	Yamaha YZF R1	IND	1'28.482	1'28.257		1'28.257	0.524	0.022	164,098	42
9	7 C. DAVIES	GBR	ARUBA.IT Racing - Ducati	Ducati Panigale V4 R		1'29.381	1'28.414		1'28.414	0.681	0.157	163,807	43
10	81 J. TORRES	ESP	Team Pedercini Racing	Kawasaki ZX-10RR	IND	1'28.580	1'28.483		1'28.483	0.750	0.069	163,679	44
11	60 M. VAN DER MARK	NED	Pata Yamaha WorldSBK Team	Yamaha YZF R1		1'28.529	1'28.810		1'28.529	0.796	0.046	163,594	38
12	10 P. HICKMAN	GBR	BMW Motorrad WorldSBK Team	BMW S1000 RR		1'28.974	1'28.567		1'28.567	0.834	0.038	163,524	42
13	33 M. MELANDRI	ITA	GRT Yamaha WorldSBK	Yamaha YZF R1	IND	1'29.174	1'28.631		1'28.631	0.898	0.064	163,406	37
14	36 L. MERCADO	ARG	Orelac Racing VerdNatura	Kawasaki ZX-10RR	IND	1'29.640	1'28.929		1'28.929	1.196	0.298	162,858	41
15	21 M. RINALDI	ITA	BARNI Racing Team	Ducati Panigale V4 R	IND	1'29.999	1'29.005		1'29.005	1.272	0.076	162,719	30
16	52 A. DELBIANCO	ITA	Althea Mie Racing Team	Honda CBR1000RR	IND	1'30.631	1'29.800		1'29.800	2.067	0.795	161,278	41
17	23 R. KIYONARI	JPN	Moriwaki Althea Honda Team	Honda CBR1000RR		1'30.442	1'30.357		1'30.357	2.624	0.557	160,284	39
18	50 E. LAVERTY	IRL	Team Goeleven	Ducati Panigale V4 R	IND	1'31.141	1'30.409		1'30.409	2.676	0.052	160,192	38

05/07/2019

These data/results cannot be reproduced, stored and/or transmitted in whole or in part by any manner of electronic, mechanical, photocopying, recording, broadcasting or otherwise now known or herein after developed without the previous express consent by the copyright owner, except for reproduction in daily press and regular printed publications on sale to the public within 60 days of the event related to those data/results and always provided that copyright symbol appears together as follows below.

© DORNA WSBK ORGANIZATION Srl 2019

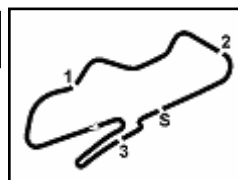
FIKZ PERUGIA TIMING



Official Tyre Supplier



Official Timekeeper



Donington Park 4.023 m

1 / 2

Prosecco DOC UK Round, 5-7 July 2019 Results Free Practice 2nd Session

No.	Rider	Nat	Team	Bike	Class	Time	Gap	Rel.	Laps	Speed	
										Avg	Max
1	66 T. SYKES	GBR	BMW Motorrad WorldSBK Team	BMW S1000 RR		1'27.733			16	165,078	264,9
2	22 A. LOWES	GBR	Pata Yamaha WorldSBK Team	Yamaha YZF R1		1'27.751	0.018	0.018	21	165,044	266,2
3	54 T. RAZGATLIOGLU	TUR	Turkish Puccetti Racing	Kawasaki ZX-10RR	IND	1'27.775	0.042	0.024	24	164,999	264,3
4	1 J. REA	GBR	Kawasaki Racing Team WorldSBK	Kawasaki ZX-10RR		1'27.812	0.079	0.037	22	164,930	268,2
5	91 L. HASLAM	GBR	Kawasaki Racing Team WorldSBK	Kawasaki ZX-10RR		1'27.859	0.126	0.047	22	164,841	268,9
6	19 A. BAUTISTA	ESP	ARUBA.IT Racing - Ducati	Ducati Panigale V4 R		1'28.005	0.272	0.146	22	164,568	273,0
7	11 S. CORTESE	GER	GRT Yamaha WorldSBK	Yamaha YZF R1	IND	1'28.235	0.502	0.230	19	164,139	263,0
8	76 L. BAZ	FRA	Ten Kate Racing - Yamaha	Yamaha YZF R1	IND	1'28.257	0.524	0.022	21	164,098	261,7
9	7 C. DAVIES	GBR	ARUBA.IT Racing - Ducati	Ducati Panigale V4 R		1'28.414	0.681	0.157	22	163,807	268,9
10	81 J. TORRES	ESP	Team Pedercini Racing	Kawasaki ZX-10RR	IND	1'28.483	0.750	0.069	22	163,679	264,9
11	10 P. HICKMAN	GBR	BMW Motorrad WorldSBK Team	BMW S1000 RR		1'28.567	0.834	0.084	18	163,524	264,3
12	33 M. MELANDRI	ITA	GRT Yamaha WorldSBK	Yamaha YZF R1	IND	1'28.631	0.898	0.064	21	163,406	263,6
13	60 M. VAN DER MARK	NED	Pata Yamaha WorldSBK Team	Yamaha YZF R1		1'28.810	1.077	0.179	18	163,076	266,2
14	36 L. MERCADO	ARG	Orelac Racing VerdNatura	Kawasaki ZX-10RR	IND	1'28.929	1.196	0.119	23	162,858	263,6
15	21 M. RINALDI	ITA	BARNI Racing Team	Ducati Panigale V4 R	IND	1'29.005	1.272	0.076	19	162,719	271,6
16	52 A. DELBIANCO	ITA	Althea Mie Racing Team	Honda CBR1000RR	IND	1'29.800	2.067	0.795	19	161,278	256,7
17	23 R. KIYONARI	JPN	Moriwaki Althea Honda Team	Honda CBR1000RR		1'30.357	2.624	0.557	19	160,284	264,3
18	50 E. LAVERTY	IRL	Team GoEleven	Ducati Panigale V4 R	IND	1'30.409	2.676	0.052	18	160,192	266,2

Qualifying Lap Time (107% of 1'27.733): **1'33.875**

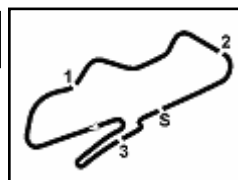
AIR	Humidity:	53%	Temp:	23°C
TRACK	Condition:	Dry	Temp:	43°C

Records	Pole	(SP2)	2017 T.Sykes	1'26.641	167,160	Km/h
	Race	(RC2)	2016 J.Rea	1'27.605	165,320	Km/h
	All Times	(SP2)	2017 T.Sykes	1'26.641	167,160	Km/h

Start End The results are provisional until the end of the time limit for protests and appeals
05/07/2019 15:00 15:52 and the completion of the technical checks.

These data/results cannot be reproduced, stored and/or transmitted in whole or in part by any manner of electronic, mechanical, photocopying, recording, broadcasting or otherwise now known or herein after developed without the previous express consent by the copyright owner, except for reproduction in daily press and regular printed publications on sale to the public within 60 days of the event related to those data/results and always provided that copyright symbol appears together as follows below.

© DORNA WSBK ORGANIZATION Srl 2019



Prosecco DOC UK Round, 5-7 July 2019 Results Free Practice 2nd Session

Session Highlights

Local Time	No. Rider	Description
15.00.00		Start
15.00.13		WorldSBK Pit Intervention Time: 48secs
15.03.01	36 L. MERCADO	Current Lap Cancelled - Exceeded Track Limits - Turn 10
15.04.29	36 L. MERCADO	Current Lap Cancelled - Exceeded Track Limits - Turn 10
15.04.48	36 L. MERCADO	On Asphalt - Re-Joined - Turn 12
15.07.36	52 A. DELBIANCO	Current Lap Cancelled - Exceeded Track Limits - Turn 10
15.12.04	1 J. REA	Current Lap Cancelled - Exceeded Track Limits - Turn 10
15.12.12	1 J. REA	Lap Cancelled (1'29.958) - Exceeded Track Limits - Turn 10
15.22.41	33 M. MELANDRI	Current Lap Cancelled - Exceeded Track Limits - Turn 10
15.23.46	1 J. REA	Current Lap Cancelled - Exceeded Track Limits - Turn 10
15.24.28	76 L. BAZ	On Asphalt - Re-Joined - Turn 12
15.46.25	52 A. DELBIANCO	Current Lap Cancelled - Exceeded Track Limits - Turn 10
15.49.16	54 T. RAZGATLIOGLU	Crashed - Turn 12
15.49.37	23 R. KIYONARI	Lap Cancelled (1'36.243) - Exceeded Track Limits - Turn 10
15.50.36	52 A. DELBIANCO	On Asphalt - Re-Joined - Turn 2
15.52.21		End Of Session

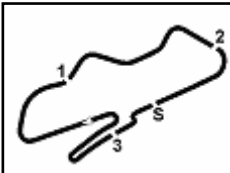
Fastest Laps Sequence

No.	Rider	Nat	Team	Bike	Local Time	Time	Gap	Avg
54	T. RAZGATLIOGLU	TUR	Turkish Puccetti Racing	Kawasaki ZX-10RR	15:03'06.938	1'29.560		161,711
22	A. LOWES	GBR	Pata Yamaha WorldSBK Team	Yamaha YZF R1	15:03'20.984	1'28.541	-1.019	163,572
15	T. RAZGATLIOGLU	TUR	Turkish Puccetti Racing	Kawasaki ZX-10RR	15:04'35.101	1'28.163	-0.378	164,273
66	T. SYKES	GBR	BMW Motorrad WorldSBK Team	BMW S1000 RR	15:05'40.922	1'28.020	-0.143	164,540
66	T. SYKES	GBR	BMW Motorrad WorldSBK Team	BMW S1000 RR	15:10'07.522	1'27.851	-0.169	164,856
66	T. SYKES	GBR	BMW Motorrad WorldSBK Team	BMW S1000 RR	15:36'55.450	1'27.733	-0.118	165,078

Start 15:00 End 15:52 The results are provisional until the end of the time limit for protests and appeals and the completion of the technical checks.

These data/results cannot be reproduced, stored and/or transmitted in whole or in part by any manner of electronic, mechanical, photocopying, recording, broadcasting or otherwise now known or herein after developed without the previous express consent by the copyright owner, except for reproduction in daily press and regular printed publications on sale to the public within 60 days of the event related to those data/results and always provided that copyright symbol appears together as follows below.

© DORNA WSBK ORGANIZATION Srl 2019



Prosecco DOC UK Round, 5-7 July 2019 Best Sectors & Speed Free Practice 2nd Session

BEST LAP			
1	66 T. SYKES	BMW S1000 RR	1'27.733
2	22 A. LOWES	Yamaha YZF R1	1'27.751
3	54 T. RAZGATLIOGLU	Kawasaki ZX-10RR	1'27.775
4	1 J. REA	Kawasaki ZX-10RR	1'27.812
5	91 L. HASLAM	Kawasaki ZX-10RR	1'27.859
6	19 A. BAUTISTA	Ducati Panigale V4 R	1'28.005
7	11 S. CORTESE	Yamaha YZF R1	1'28.235
8	76 L. BAZ	Yamaha YZF R1	1'28.257
9	7 C. DAVIES	Ducati Panigale V4 R	1'28.414
10	81 J. TORRES	Kawasaki ZX-10RR	1'28.483
11	10 P. HICKMAN	BMW S1000 RR	1'28.567
12	33 M. MELANDRI	Yamaha YZF R1	1'28.631
13	60 M. VAN DER MARK	Yamaha YZF R1	1'28.810
14	36 L. MERCADO	Kawasaki ZX-10RR	1'28.929
15	21 M. RINALDI	Ducati Panigale V4 R	1'29.005
16	52 A. DELBIANCO	Honda CBR1000RR	1'29.800
17	23 R. KIYONARI	Honda CBR1000RR	1'30.357
18	50 E. LAVERTY	Ducati Panigale V4 R	1'30.409

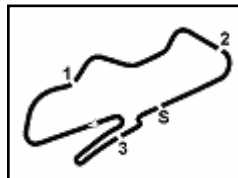
SPEED			
1	19 A. BAUTISTA	Ducati Panigale V4 R	273,0
2	21 M. RINALDI	Ducati Panigale V4 R	271,6
3	91 L. HASLAM	Kawasaki ZX-10RR	268,9
4	7 C. DAVIES	Ducati Panigale V4 R	268,9
5	1 J. REA	Kawasaki ZX-10RR	268,2
6	22 A. LOWES	Yamaha YZF R1	266,2
7	50 E. LAVERTY	Ducati Panigale V4 R	266,2
8	60 M. VAN DER MARK	Yamaha YZF R1	266,2
9	66 T. SYKES	BMW S1000 RR	264,9
10	81 J. TORRES	Kawasaki ZX-10RR	264,9
11	54 T. RAZGATLIOGLU	Kawasaki ZX-10RR	264,3
12	10 P. HICKMAN	BMW S1000 RR	264,3
13	23 R. KIYONARI	Honda CBR1000RR	264,3
14	36 L. MERCADO	Kawasaki ZX-10RR	263,6
15	33 M. MELANDRI	Yamaha YZF R1	263,6
16	11 S. CORTESE	Yamaha YZF R1	263,0
17	76 L. BAZ	Yamaha YZF R1	261,7
18	52 A. DELBIANCO	Honda CBR1000RR	256,7

SEG. 1			SEG. 2			SEG. 3			SEG. 4		
1	66 T. SYKES	18.647	1	91 L. HASLAM	23.936	1	22 A. LOWES	21.887	1	7 C. DAVIES	22.798
2	11 S. CORTESE	18.684	2	66 T. SYKES	23.940	2	54 T. RAZGATLIOGLU	21.898	2	54 T. RAZGATLIOGLU	22.818
3	19 A. BAUTISTA	18.714	3	22 A. LOWES	23.954	3	1 J. REA	21.912	3	22 A. LOWES	22.827
4	1 J. REA	18.716	4	54 T. RAZGATLIOGLU	24.062	4	19 A. BAUTISTA	21.960	4	1 J. REA	22.907
5	54 T. RAZGATLIOGLU	18.732	5	1 J. REA	24.095	5	91 L. HASLAM	21.960	5	66 T. SYKES	22.928
6	22 A. LOWES	18.763	6	10 P. HICKMAN	24.167	6	10 P. HICKMAN	22.063	6	19 A. BAUTISTA	22.976
7	10 P. HICKMAN	18.804	7	19 A. BAUTISTA	24.209	7	76 L. BAZ	22.073	7	91 L. HASLAM	22.977
8	81 J. TORRES	18.808	8	81 J. TORRES	24.212	8	66 T. SYKES	22.094	8	81 J. TORRES	22.986
9	91 L. HASLAM	18.844	9	7 C. DAVIES	24.221	9	11 S. CORTESE	22.098	9	76 L. BAZ	23.067
10	76 L. BAZ	18.848	10	11 S. CORTESE	24.232	10	81 J. TORRES	22.101	10	33 M. MELANDRI	23.087
11	33 M. MELANDRI	18.923	11	76 L. BAZ	24.242	11	33 M. MELANDRI	22.102	11	36 L. MERCADO	23.087
12	60 M. VAN DER MARK	18.932	12	60 M. VAN DER MARK	24.320	12	21 M. RINALDI	22.168	12	11 S. CORTESE	23.131
13	7 C. DAVIES	18.982	13	21 M. RINALDI	24.355	13	60 M. VAN DER MARK	22.184	13	60 M. VAN DER MARK	23.256
14	21 M. RINALDI	19.001	14	33 M. MELANDRI	24.387	14	7 C. DAVIES	22.306	14	21 M. RINALDI	23.261
15	36 L. MERCADO	19.014	15	36 L. MERCADO	24.408	15	36 L. MERCADO	22.342	15	10 P. HICKMAN	23.307
16	52 A. DELBIANCO	19.221	16	52 A. DELBIANCO	24.546	16	52 A. DELBIANCO	22.560	16	50 E. LAVERTY	23.309
17	50 E. LAVERTY	19.266	17	23 R. KIYONARI	24.829	17	23 R. KIYONARI	22.631	17	52 A. DELBIANCO	23.359
18	23 R. KIYONARI	19.269	18	50 E. LAVERTY	24.905	18	50 E. LAVERTY	22.684	18	23 R. KIYONARI	23.503

05/07/2019

These data/results cannot be reproduced, stored and/or transmitted in whole or in part by any manner of electronic, mechanical, photocopying, recording, broadcasting or otherwise now known or herein after developed without the previous express consent by the copyright owner, except for reproduction in daily press and regular printed publications on sale to the public within 60 days of the event related to those data/results and always provided that copyright symbol appears together as follows below.

© DORNA WSBK ORGANIZATION Srl 2019



Donington Park 4.023 m

Prosecco DOC UK Round, 5-7 July 2019

Ideal Times Free Practice 2nd Session

No.	Rider	Nat	Bike	Seg. 1	Seg. 2	Seg. 3	Seg. 4	Ideal Time		
				Diff. 1	Diff. 2	Diff. 3	Diff. 4	Best Lap	Pos.	Diff.
1	22 A. LOWES	GBR	Yamaha YZF R1	18.763 +0.065	23.954 +0.090	21.887 +0.165	22.827	1'27.431 1'27.751	2	0.320
2	54 T. RAZGATLIOGLU	TUR	Kawasaki ZX-10RR	18.732 +0.030	24.062 +0.012	21.898 +0.010	22.818 +0.213	1'27.510 1'27.775	3	0.265
3	66 T. SYKES	GBR	BMW S1000 RR	18.647 +0.026	23.940 +0.075	22.094	22.928 +0.023	1'27.609 1'27.733	1	0.124
4	1 J. REA	GBR	Kawasaki ZX-10RR	18.716	24.095 +0.182	21.912	22.907	1'27.630 1'27.812	4	0.182
5	91 L. HASLAM	GBR	Kawasaki ZX-10RR	18.844 +0.064	23.936	21.960 +0.078	22.977	1'27.717 1'27.859	5	0.142
6	19 A. BAUTISTA	ESP	Ducati Panigale V4 R	18.714 +0.125	24.209 +0.016	21.960 +0.005	22.976	1'27.859 1'28.005	6	0.146
7	81 J. TORRES	ESP	Kawasaki ZX-10RR	18.808 +0.131	24.212 +0.120	22.101 +0.125	22.986	1'28.107 1'28.483	10	0.376
8	11 S. CORTESE	GER	Yamaha YZF R1	18.684	24.232	22.098 +0.089	23.131 +0.001	1'28.145 1'28.235	7	0.090
9	76 L. BAZ	FRA	Yamaha YZF R1	18.848	24.242 +0.027	22.073	23.067	1'28.230 1'28.257	8	0.027
10	7 C. DAVIES	GBR	Ducati Panigale V4 R	18.982 +0.062	24.221 +0.045	22.306	22.798	1'28.307 1'28.414	9	0.107
11	10 P. HICKMAN	GBR	BMW S1000 RR	18.804	24.167 +0.121	22.063	23.307 +0.105	1'28.341 1'28.567	11	0.226
12	33 M. MELANDRI	ITA	Yamaha YZF R1	18.923	24.387 +0.009	22.102 +0.123	23.087	1'28.499 1'28.631	12	0.132
13	60 M. VAN DER MARK	NED	Yamaha YZF R1	18.932 +0.095	24.320	22.184	23.256 +0.023	1'28.692 1'28.810	13	0.118
14	21 M. RINALDI	ITA	Ducati Panigale V4 R	19.001 +0.142	24.355 +0.063	22.168	23.261 +0.015	1'28.785 1'29.005	15	0.220
15	36 L. MERCADO	ARG	Kawasaki ZX-10RR	19.014 +0.052	24.408 +0.025	22.342 +0.001	23.087	1'28.851 1'28.929	14	0.078
16	52 A. DELBIANCO	ITA	Honda CBR1000RR	19.221	24.546 +0.055	22.560 +0.059	23.359	1'29.686 1'29.800	16	0.114
17	50 E. LAVERTY	IRL	Ducati Panigale V4 R	19.266 +0.103	24.905 +0.034	22.684	23.309 +0.108	1'30.164 1'30.409	18	0.245
18	23 R. KIYONARI	JPN	Honda CBR1000RR	19.269 +0.036	24.829	22.631	23.503 +0.089	1'30.232 1'30.357	17	0.125
Overall Ideal Time				18.647	23.936	21.887	22.798	1'27.268		

05/07/2019

These data/results cannot be reproduced, stored and/or transmitted in whole or in part by any manner of electronic, mechanical, photocopying, recording, broadcasting or otherwise now known or herein after developed without the previous express consent by the copyright owner, except for reproduction in daily press and regular printed publications on sale to the public within 60 days of the event related to those data/results and always provided that copyright symbol appears together as follows below.

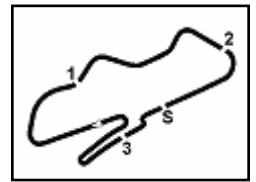
© DORNA WSBK ORGANIZATION Srl 2019

PIRELLI PERUGIA TIMING


Official Tyre Supplier



Official Timekeeper



Prosecco DOC UK Round, 5-7 July 2019 Chronological Analysis Free Practice 2nd Session

Donington Park 4.023 m

1 / 4

1° 66 T. SYKES (1'27.733)							
Lap	Seg.1	Seg.2	Seg.3	Seg.4	Lap Time	km/h	Local Time
1		26.849	24.227	25.388			
2	19.936	24.683	22.703	25.210	1'32.532	234,4	15:02'40.370
3	18.805	23.940	22.202	23.073	1'28.020	261,1	15:05'40.922
4	18.769	24.099	22.106	23.048	1'28.022	262,3	15:07'08.944
5	18.816	24.940	23.242	23.729	1'30.727	261,1	15:08'39.671
6	18.661	24.025	22.237	22.928	1'27.851	263,0	15:10'07.522
7	18.780	24.114	23.319	27.120	1'33.333P	263,0	15:11'40.855
8	15'05.839	25.296	22.613	23.471	16'17.219P	261,1	15:27'58.074
9	18.754	25.494	22.955	23.152	1'30.355	260,4	15:29'28.429
10	18.698	23.962	22.176	23.092	1'27.928	264,9	15:30'56.357
11	22.199	25.053	22.746	23.503	1'33.501	261,7	15:32'29.858
12	18.647	24.156	22.213	23.018	1'28.034	263,6	15:33'57.892
13	19.456	24.507	22.493	23.369	1'29.825	259,8	15:35'27.717
14	18.673	24.015	22.094	22.951	1'27.733	262,3	15:36'55.450
15	19.386	24.604	22.617	26.857	1'33.464P	262,3	15:38'28.914
16	8'39.766	26.009	27.700	24.419	9'57.894P	239,1	15:48'26.808
17	19.184	24.684	22.804	30.672	1'37.344	261,7	15:50'04.152

17	18.897	24.136	22.073	22.874	1'27.980	261,1	15:37'15.302
18	18.797	24.062	22.013	22.923	1'27.795	260,4	15:38'43.097
19	18.902	24.088	22.028	22.953	1'27.971	262,3	15:40'11.068
20	18.751	24.288	22.042	22.818	1'27.899	261,7	15:41'38.967
21	18.762	24.074	21.908	23.031	1'27.775	263,6	15:43'06.742
22	18.732	24.455	22.144	22.839	1'28.170	259,2	15:44'34.912
23	18.882	24.081	22.093	23.049	1'28.105	261,7	15:46'03.017
24	24.748	26.848	22.744	23.084	1'37.424	253,1	15:47'40.441
25	18.794	24.304	21.898	3'00.300	4'05.296P	263,6	15:51'45.737

2° 22 A. LOWES (1'27.751)							
Lap	Seg.1	Seg.2	Seg.3	Seg.4	Lap Time	km/h	Local Time
1		26.019	22.991	23.819			
2	18.992	24.158	22.291	23.100	1'28.541	263,6	15:03'20.984
3	19.483	24.954	22.821	23.684	1'30.942	262,3	15:04'51.962
4	18.842	23.959	22.301	22.934	1'28.036	265,6	15:06'19.926
5	18.951	24.279	22.268	23.078	1'28.576	261,1	15:07'48.538
6	18.990	24.377	22.306	23.213	1'28.886	262,3	15:09'17.424
7	18.964	24.373	22.237	23.212	1'28.786	261,7	15:10'46.210
8	19.029	24.369	22.275	31.470	1'37.143P	261,7	15:12'23.353
9	11'43.103	25.126	22.706	23.423	12'54.358P	259,8	15:25'17.711
10	18.933	24.333	22.344	22.910	1'28.520	259,8	15:26'46.231
11	18.976	24.490	22.224	22.908	1'28.598	261,1	15:28'14.829
12	18.953	24.243	22.151	23.072	1'28.419	262,3	15:29'43.248
13	18.978	26.057	23.327	27.435	1'35.797P	250,2	15:31'19.045
14	6'26.557	26.132	22.924	23.386	7'38.999P	256,7	15:38'58.044
15	18.998	24.208	22.065	22.849	1'28.120	261,1	15:40'26.164
16	18.876	24.159	21.996	22.839	1'27.870	260,4	15:41'54.034
17	18.848	24.158	22.009	22.888	1'27.903	261,7	15:43'21.937
18	18.890	24.080	22.303	23.020	1'28.293	260,4	15:44'50.230
19	18.828	24.044	22.052	22.827	1'27.751	263,0	15:46'17.981
20	18.766	23.954	21.887	23.310	1'27.917	264,9	15:47'45.898
21	18.763	24.046	21.915	23.042	1'27.766	266,2	15:49'13.664
22	18.842	24.361	22.119	22.932	1'28.254	263,0	15:50'41.918

4° 1 J. REA (1'27.812)							
Lap	Seg.1	Seg.2	Seg.3	Seg.4	Lap Time	km/h	Local Time
1		25.823	22.675	23.984			
2	18.952	25.687	22.639	23.632	1'30.910	263,6	15:03'08.066
3	18.889	24.095	22.160	23.130	1'28.274	266,2	15:04'36.340
4	18.831	24.279	22.182	23.104	1'28.396	267,5	15:06'04.736
5	18.878	24.227	22.239	23.229	1'28.573	261,7	15:07'33.309
6	20.034	24.879	22.669	23.477	1'31.059	262,3	15:09'04.368
7	18.798	24.238	21.941	23.671	1'28.648	266,9	15:10'33.016
8	18.950	24.191	22.740	24.077	1'29.958C	266,2	15:12'02.974
9	18.841	24.229	22.196	23.134	1'28.400	264,9	15:13'31.374
10	18.869	24.242	22.195	23.254	1'28.560	264,3	15:14'59.934
11	18.832	25.959	23.433	23.514	1'31.738	247,9	15:16'31.672
12	18.785	24.185	22.039	23.057	1'28.066	268,2	15:17'59.738
13	18.974	24.312	22.232	25.031	1'30.549	266,2	15:19'30.287
14	18.776	24.237	22.141	23.082	1'28.236	266,9	15:20'58.523
15	18.879	24.119	22.058	23.158	1'28.214	265,6	15:22'26.737
16	18.798	24.191	24.710	27.303	1'35.002CP	264,9	15:24'01.739
17	10'19.559	24.834	22.458	23.479	11'30.330P	262,3	15:35'32.069
18	18.895	24.321	22.169	23.051	1'28.436	263,6	15:37'00.505
19	19.025	24.403	22.553	26.254	1'32.235P	263,0	15:38'32.740
20	6'46.242	24.856	23.376	23.631	7'58.105P	263,0	15:46'30.845
21	18.899	24.518	22.152	23.182	1'28.751	265,6	15:47'59.596
22	18.716	24.277	21.912	22.907	1'27.812	267,5	15:49'27.408
23	18.946	24.989	22.391	23.386	1'29.712	261,1	15:50'57.120

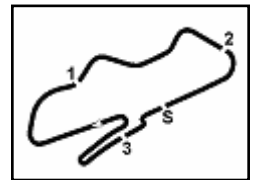
3° 54 T. RAZGATLIOGLU (1'27.775)							
Lap	Seg.1	Seg.2	Seg.3	Seg.4	Lap Time	km/h	Local Time
1		25.260	22.914	23.704			
2	19.066	24.828	22.254	23.412	1'29.560	264,3	15:03'06.938
3	18.856	24.352	22.041	22.914	1'28.163	262,3	15:04'35.101
4	18.925	24.307	22.151	22.898	1'28.281	259,8	15:06'03.382
5	18.909	27.329	22.274	23.054	1'31.566	261,7	15:07'34.948
6	18.899	24.580	22.343	22.938	1'28.760	262,3	15:09'03.708
7	18.841	24.319	22.124	22.926	1'28.210	261,1	15:10'31.918
8	18.815	24.310	22.188	23.085	1'28.398	261,1	15:12'00.316
9	18.927	24.415	22.144	23.047	1'28.533	261,1	15:13'28.849
10	20.470	26.979	22.210	23.495	1'33.154	263,0	15:15'02.003
11	18.856	24.518	22.493	23.095	1'28.962	261,7	15:16'30.965
12	18.841	24.531	22.154	23.044	1'28.570	257,9	15:17'59.535
13	18.941	24.324	22.204	25.872	1'31.341P	259,8	15:19'30.876
14	12'01.252	26.156	23.035	24.592	13'15.035P	255,5	15:32'45.911
15	19.368	25.245	22.768	23.533	1'30.914	257,9	15:34'16.825
16	18.946	24.992	23.241	23.318	1'30.497	248,4	15:35'47.322

5° 91 L. HASLAM (1'27.859)							
Lap	Seg.1	Seg.2	Seg.3	Seg.4	Lap Time	km/h	Local Time
1		26.265	23.105	24.577			
2	18.875	24.833	23.476	23.801	1'30.985	233,4	15:03'09.012
3	18.945	24.343	22.260	24.066	1'29.614	267,5	15:04'38.626
4	18.924	24.346	22.207	23.194	1'28.671	267,5	15:06'07.297
5	18.979	24.295	22.212	23.310	1'28.796	266,9	15:07'36.093
6	18.922	24.220	22.218	23.422	1'28.782	267,5	15:09'04.875
7	18.977	24.187	22.118	23.134	1'28.416	268,2	15:10'33.291
8	19.015	24.193	22.263	24.888	1'30.359	268,9	15:12'03.650
9	18.844	24.043	22.115	23.154	1'28.156	268,9	15:13'31.806
10	19.006	24.692	22.423	27.318	1'33.439P	265,6	15:15'05.245
11	8'02.790	26.317	22.906	23.499	9'15.512P	258,6	15:24'20.757
12	18.932	24.144	25.106	23.457	1'31.639	243,4	15:25'52.396
13	18.948	24.042	22.255	23.030	1'28.275	263,6	15:27'20.671
14	18.956	26.107	23.276	26.766	1'35.105P	256,1	15:28'55.776
15	5'29.225	24.463	22.560	23.357	6'39.605P	261,7	15:35'35.381
16	19.050	24.041	22.287	23.199	1'28.577	262,3	15:37'03.958
17	18.948	24.063	22.240	23.256	1'28.507	264,9	15:38'32.465
18	18.984	24.156	22.130	23.325	1'28.595	263,0	15:40'01.060
19	20.154	26.179	23.138	28.499	1'37.970P	258,6	15:41'39.030
20	3'07.579	27.815	23.121	26.638	4'25.153P	260,4	15:46'04.183
21	18.908	23.936	22.038	22.977	1'27.859	266,9	15:47'32.042
22	18.870	27.034	23.180	23.592	1'32.676	253,7	15:49'04.718
23	18.890	23.971	21.960	23.081	1'27.902	264,3	15:50'32.620

05/07/2019 P = Pits In/Out - C = Lap Time Cancelled

These data/results cannot be reproduced, stored and/or transmitted in whole or in part by any manner of electronic, mechanical, photocopying, recording, broadcasting or otherwise now known or herein after developed without the previous express consent by the copyright owner, except for reproduction in daily press and regular printed publications on sale to the public within 60 days of the event related to those data/results and always provided that copyright symbol appears together as follows below.

© DORNA WSBK ORGANIZATION Srl 2019



Donington Park 4.023 m

Prosecco DOC UK Round, 5-7 July 2019 Chronological Analysis Free Practice 2nd Session

2 / 4

6° 19 A. BAUTISTA (1'28.005)							
Lap	Seg.1	Seg.2	Seg.3	Seg.4	Lap Time	km/h	Local Time
1		25.776	22.848	23.607		266,9	15:01'54.659
2	19.160	24.924	22.242	23.275	1'29.601	270,2	15:03'24.260
3	19.146	24.584	22.400	23.428	1'29.558	269,6	15:04'53.818
4	18.924	24.497	22.224	23.291	1'28.936	267,5	15:06'22.754
5	18.965	24.535	22.600	23.217	1'29.317	268,2	15:07'52.071
6	18.961	24.537	22.097	23.205	1'28.800	270,2	15:09'20.871
7	18.888	24.423	22.176	23.023	1'28.510	269,6	15:10'49.381
8	18.842	24.573	22.191	23.008	1'28.614	270,2	15:12'17.995
9	18.891	24.331	22.211	23.090	1'28.523	270,9	15:13'46.518
10	20.322	25.931	23.356	27.892	1'37.501P	266,9	15:15'24.019
11	6'41.051	24.866	22.451	23.262	7'51.630P	266,2	15:23'15.649
12	19.103	24.372	22.152	23.257	1'28.884	268,9	15:24'44.533
13	18.931	24.449	22.168	23.109	1'28.657	268,9	15:26'13.190
14	18.998	24.493	22.115	23.073	1'28.679	270,2	15:27'41.869
15	18.942	24.334	22.167	23.111	1'28.554	270,2	15:29'10.423
16	20.460	25.848	23.704	27.814	1'37.826P	264,3	15:30'48.249
17	7'48.770	24.722	22.382	23.165	8'59.039P	267,5	15:39'47.288
18	19.016	24.376	22.167	23.129	1'28.688	268,9	15:41'15.976
19	19.014	24.498	22.291	26.457	1'32.260P	270,2	15:42'48.236
20	2'17.566	24.730	22.289	22.980	3'27.565P	270,2	15:46'15.801
21	18.839	24.225	21.965	22.976	1'28.005	270,9	15:47'43.806
22	18.725	24.248	21.960	23.348	1'28.281	273,0	15:49'12.087
23	18.714	24.209	22.136	22.982	1'28.041	271,6	15:50'40.128

13	5'18.437	25.762	22.723	23.365	6'30.287P	255,5	15:32'08.732
14	19.060	24.355	22.408	23.155	1'28.978	256,7	15:33'37.710
15	18.983	24.355	22.279	23.219	1'28.836	258,6	15:35'06.546
16	19.034	24.242	22.358	23.084	1'28.718	256,7	15:36'35.264
17	19.016	25.776	22.684	23.513	1'30.989	252,5	15:38'06.253
18	18.996	24.415	22.419	23.202	1'29.032	256,1	15:39'35.285
19	19.056	24.427	22.348	23.147	1'28.978	254,9	15:41'04.263
20	19.956	25.799	23.183	27.248	1'36.186P	254,9	15:42'40.449
21	5'30.429	25.424	22.548	23.655	6'42.056P	252,5	15:49'22.505
22	19.249	25.324	23.421	27.498	1'35.492P	249,6	15:50'57.997

7° 11 S. CORTESE (1'28.235)							
Lap	Seg.1	Seg.2	Seg.3	Seg.4	Lap Time	km/h	Local Time
1		26.299	22.865	25.853		256,7	15:01'53.041
2	19.117	24.421	22.318	23.227	1'29.083	258,6	15:03'22.124
3	19.161	24.941	22.762	24.009	1'30.873	256,7	15:04'52.997
4	18.991	24.355	22.098	23.450	1'28.894	259,8	15:06'21.891
5	19.497	24.872	23.065	28.191	1'35.625P	261,1	15:07'57.516
6	6'46.631	25.755	22.736	23.915	7'59.037P	254,9	15:15'56.553
7	19.190	24.727	22.599	23.139	1'29.655	259,2	15:17'26.208
8	19.025	24.478	22.188	23.229	1'28.920	259,8	15:18'55.128
9	19.049	24.313	22.368	23.385	1'29.115	257,3	15:20'24.243
10	20.031	26.158	22.995	27.915	1'37.099P	252,5	15:22'01.342
11	7'42.468	26.201	23.424	23.875	8'55.968P	254,9	15:30'57.310
12	19.139	24.270	22.116	23.615	1'29.140	259,2	15:32'26.450
13	19.030	24.286	22.288	23.131	1'28.735	259,2	15:33'55.185
14	18.920	24.400	22.233	23.229	1'28.782	259,2	15:35'23.967
15	19.084	24.645	22.356	23.282	1'29.367	256,1	15:36'53.334
16	20.095	25.008	23.104	27.256	1'35.463P	252,5	15:38'28.797
17	6'37.348	24.949	22.289	23.184	7'47.770P	260,4	15:46'16.567
18	18.834	24.322	22.122	23.275	1'28.553	262,3	15:47'45.120
19	18.684	24.232	22.187	23.132	1'28.235	262,3	15:49'13.355
20	19.052	24.940	22.189	23.343	1'29.524	263,0	15:50'42.879

9° 7 C. DAVIES (1'28.414)							
Lap	Seg.1	Seg.2	Seg.3	Seg.4	Lap Time	km/h	Local Time
1		26.130	23.250	23.566		263,0	15:02'25.799
2	19.349	24.376	22.675	22.979	1'29.379	266,2	15:03'55.178
3	19.181	24.445	22.498	23.006	1'29.130	266,2	15:05'24.308
4	19.100	24.338	22.469	23.003	1'28.910	264,3	15:06'53.218
5	19.057	24.240	22.479	22.840	1'28.616	264,3	15:08'21.834
6	19.177	25.047	24.759	24.701	1'33.684	233,4	15:09'55.518
7	19.155	24.504	22.478	23.088	1'29.225	264,3	15:11'24.743
8	19.118	24.268	22.429	22.851	1'28.666	264,9	15:12'53.409
9	19.083	24.221	22.486	22.998	1'28.788	266,9	15:14'22.197
10	23.143	27.312	24.299	28.957	1'43.711P	252,5	15:16'05.908
11	8'06.883	25.663	22.943	29.038	9'24.527P	264,3	15:25'30.435
12	19.203	24.458	22.662	23.093	1'29.416	264,3	15:26'59.851
13	19.205	24.433	22.468	22.940	1'29.046	265,6	15:28'28.897
14	19.150	24.690	22.567	23.138	1'29.545	265,6	15:29'58.442
15	19.168	24.385	22.419	22.951	1'28.923	265,6	15:31'27.365
16	19.049	24.361	22.462	22.944	1'28.816	266,2	15:32'56.181
17	21.653	26.927	24.913	28.642	1'42.135P	227,0	15:34'58.316
18	6'35.425	25.332	23.309	24.078	7'48.144P	265,6	15:42'26.460
19	19.046	24.472	22.353	22.808	1'28.679	267,5	15:43'55.139
20	21.332	26.155	23.919	24.408	1'35.814	258,6	15:45'30.953
21	19.044	24.266	22.306	22.798	1'28.414	266,2	15:46'59.367
22	18.982	24.371	22.401	28.893	1'34.647	268,9	15:48'34.014
23	19.080	24.301	22.355	23.065	1'28.801	266,2	15:50'02.815

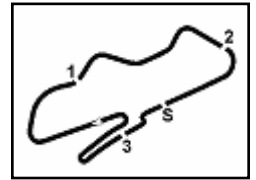
8° 76 L. BAZ (1'28.257)							
Lap	Seg.1	Seg.2	Seg.3	Seg.4	Lap Time	km/h	Local Time
1		26.305	22.975	23.613		251,9	15:01'36.667
2	19.278	25.118	22.764	23.377	1'30.537	257,9	15:03'07.204
3	19.030	24.459	22.126	23.166	1'28.781	261,7	15:04'35.985
4	18.937	24.322	22.497	23.338	1'29.094	257,9	15:06'05.079
5	18.913	24.283	22.248	23.126	1'28.570	258,6	15:07'33.649
6	19.260	25.702	22.516	23.524	1'31.002	259,2	15:09'04.651
7	18.848	24.269	22.073	23.067	1'28.257	261,1	15:10'32.908
8	21.833	25.709	22.812	27.093	1'37.447P	253,7	15:12'10.355
9	7'35.931	26.043	23.404	23.769	8'49.147P	254,9	15:20'59.502
10	19.010	24.331	22.374	23.385	1'29.100	257,3	15:22'28.602
11	19.133	24.499	22.392	29.217	1'35.241	256,7	15:24'03.843
12	19.787	24.906	23.026	26.883	1'34.602P	255,5	15:25'38.445

10° 81 J. TORRES (1'28.483)							
Lap	Seg.1	Seg.2	Seg.3	Seg.4	Lap Time	km/h	Local Time
1		25.371	22.770	24.262		261,7	15:01'38.554
2	19.160	24.628	22.595	23.673	1'30.056	264,9	15:03'08.610
3	19.072	24.343	22.101	23.424	1'28.940	264,3	15:04'37.550
4	19.105	26.212	22.376	23.320	1'31.013	259,8	15:06'08.563
5	18.935	24.417	22.378	23.240	1'28.970	258,6	15:07'37.533
6	18.857	24.391	25.955	24.008	1'33.211	241,7	15:09'10.744
7	19.094	24.336	22.367	23.355	1'29.152	259,2	15:10'39.896
8	19.179	24.857	22.507	26.871	1'33.414P	259,8	15:12'13.310
9	8'10.116	25.060	22.695	23.450	9'21.321P	258,6	15:21'34.631
10	19.156	24.583	22.635	23.081	1'29.455	259,2	15:23'04.086
11	19.057	24.447	22.440	23.111	1'29.055	258,6	15:24'33.141
12	19.015	24.498	22.343	23.474	1'29.330	259,8	15:26'02.471
13	19.240	24.552	22.340	23.271	1'29.403	259,2	15:27'31.874
14	19.745	24.682	22.553	27.699	1'34.679P	257,9	15:29'06.553
15	8'56.734	25.374	29.624	23.802	10'15.534P	151,2	15:39'22.087
16	18.939	24.332	22.226	22.986	1'28.483	259,2	15:40'50.570
17	18.914	24.212	22.208	23.203	1'28.537	261,7	15:42'19.107
18	18.926	24.600	22.226	23.098	1'28.850	263,6	15:43'47.957
19	18.808	24.352	22.265	23.188	1'28.613	259,8	15:45'16.570
20	18.997	24.313	22.225	23.102	1'28.637	261,7	15:46'45.207
21	18.982	24.424	22.681	30.898	1'41.985	227,9	15:48'27.192
22	19.152	24.755	22.645	25.544	1'32.096	262,3	15:49'59.288
23	18.913	24.250	22.307	23.172	1'28.642	261,7	15:51'27.930

05/07/2019 P = Pits In/Out - C = Lap Time Cancelled

These data/results cannot be reproduced, stored and/or transmitted in whole or in part by any manner of electronic, mechanical, photocopying, recording, broadcasting or otherwise now known or herein after developed without the previous express consent by the copyright owner, except for reproduction in daily press and regular printed publications on sale to the public within 60 days of the event related to those data/results and always provided that copyright symbol appears together as follows below.

© DORNA WSBK ORGANIZATION Srl 2019



Prosecco DOC UK Round, 5-7 July 2019 Chronological Analysis Free Practice 2nd Session

Donington Park 4.023 m

3 / 4

11° 10 P. HICKMAN (1'28.567)							
Lap	Seg.1	Seg.2	Seg.3	Seg.4	Lap Time	km/h	Local Time
1		25.607	23.112	24.367		259,8	15:01'38.355
2	19.025	24.695	22.712	23.690	1'30.122	262,3	15:03'08.477
3	18.974	24.167	22.242	23.439	1'28.822	264,3	15:04'37.299
4	19.088	24.403	22.427	23.521	1'29.439	257,9	15:06'06.738
5	19.095	24.549	22.587	23.689	1'29.920	261,7	15:07'36.658
6	19.024	24.309	22.448	23.446	1'29.227	261,1	15:09'05.885
7	18.951	24.448	22.263	23.464	1'29.126	257,9	15:10'35.011
8	19.134	24.471	22.302	23.496	1'29.403	260,4	15:12'04.414
9	18.946	26.138	23.454	27.908	1'36.446P	254,9	15:13'40.860
10	18'54.560	25.398	22.756	23.619	20'06.333P	258,6	15:33'47.193
11	19.129	24.498	22.313	23.365	1'29.305	259,2	15:35'16.498
12	19.089	24.459	22.333	23.406	1'29.287	257,9	15:36'45.785
13	19.155	24.506	22.474	23.616	1'29.751	256,7	15:38'15.536
14	19.145	24.549	22.482	23.704	1'29.880	257,3	15:39'45.416
15	21.297	24.616	22.412	27.729	1'36.054P	260,4	15:41'21.470
16	3'54.950	26.599	24.378	24.207	5'10.134P	229,4	15:46'31.604
17	18.804	24.288	22.063	23.412	1'28.567	264,3	15:48'00.171
18	18.944	24.334	22.131	23.349	1'28.758	264,3	15:49'28.929
19	18.896	24.472	22.194	23.307	1'28.869	261,7	15:50'57.798

15	2'16.069	28.968	24.122	26.781	3'35.940P	250,2	15:45'13.623
16	19.027	24.320	22.184	23.279	1'28.810	263,0	15:46'42.433
17	22.349	24.649	27.353	30.958	1'45.309	231,4	15:48'27.742
18	19.069	24.484	22.600	23.462	1'29.615	266,2	15:49'57.357
19	19.036	24.323	22.286	23.256	1'28.901	262,3	15:51'26.258

14° 36 L. MERCADO (1'28.929)							
Lap	Seg.1	Seg.2	Seg.3	Seg.4	Lap Time	km/h	Local Time
1		25.491	23.175	24.248		254,9	15:01'39.837
2	19.145	24.785	22.954	23.564	1'30.448C	263,6	15:03'10.285
3	19.360	24.836	22.568	30.451	1'37.215C	257,9	15:04'47.500
4	20.496	27.120	22.957	23.353	1'33.926	256,1	15:06'21.426
5	19.097	24.656	22.561	23.341	1'29.655	259,8	15:07'51.081
6	19.140	24.664	22.614	23.916	1'30.334	257,3	15:09'21.415
7	19.618	24.755	22.766	23.629	1'30.768	258,6	15:10'52.183
8	19.014	24.815	22.669	23.526	1'30.024	258,6	15:12'22.207
9	20.374	25.284	23.004	26.626	1'35.288P	256,1	15:13'57.495
10	7'06.523	25.087	22.776	23.338	8'17.724P	257,3	15:22'15.219
11	19.167	24.551	22.518	23.334	1'29.570	257,9	15:23'44.789
12	19.020	24.494	22.513	23.452	1'29.479	256,7	15:25'14.268
13	19.122	24.596	27.100	26.112	1'36.930P	227,5	15:26'51.198
14	5'14.833	25.474	22.902	23.343	6'26.552P	256,1	15:33'17.750
15	19.170	24.777	22.724	23.787	1'30.458	256,7	15:34'48.208
16	19.046	24.557	22.571	23.343	1'29.517	254,9	15:36'17.725
17	19.028	24.546	22.523	23.271	1'29.368	257,9	15:37'47.093
18	19.038	24.535	22.734	26.836	1'33.143P	255,5	15:39'20.236
19	3'12.525	30.029	23.147	23.415	4'29.116P	257,3	15:43'49.352
20	19.066	24.433	22.343	23.087	1'28.929	258,6	15:45'18.281
21	19.148	24.408	22.342	23.131	1'29.029	257,9	15:46'47.310
22	19.188	24.522	22.387	23.234	1'29.331	259,8	15:48'16.641
23	19.309	24.495	22.435	23.283	1'29.522	259,8	15:49'46.163
24	23.286	28.127	23.539	28.244	1'43.196	251,9	15:51'29.359

12° 33 M. MELANDRI (1'28.631)							
Lap	Seg.1	Seg.2	Seg.3	Seg.4	Lap Time	km/h	Local Time
1		25.832	23.024	23.769		257,3	15:05'49.601
2	19.475	24.680	22.504	23.372	1'30.031	259,8	15:07'19.632
3	19.069	24.487	22.345	23.250	1'29.151	260,4	15:08'48.783
4	18.923	24.396	22.225	23.087	1'28.631	261,1	15:10'17.414
5	19.064	24.396	22.379	23.410	1'29.249	261,1	15:11'46.663
6	19.026	24.596	23.444	28.537	1'35.603P	260,4	15:13'22.266
7	6'49.295	25.590	22.876	24.099	8'01.860P	255,5	15:21'24.126
8	19.323	24.511	22.966	23.689	1'30.519C	259,8	15:22'54.645
9	19.007	24.550	31.913	25.331	1'40.801	162,1	15:24'35.446
10	19.340	24.471	22.403	24.076	1'30.290	260,4	15:26'05.736
11	19.019	24.435	22.444	23.273	1'29.171	261,1	15:27'34.907
12	20.143	25.863	22.605	27.625	1'36.236P	263,6	15:29'11.143
13	6'29.154	28.512	24.587	23.866	7'46.119P	225,1	15:36'57.262
14	19.436	24.740	22.449	27.138	1'33.763	259,2	15:38'31.025
15	19.114	24.387	22.336	23.094	1'28.931	259,2	15:39'59.956
16	22.325	26.924	23.399	24.692	1'37.340	261,7	15:41'37.296
17	19.043	24.451	22.102	23.090	1'28.686	261,7	15:43'05.982
18	18.999	26.216	22.431	23.336	1'30.982	262,3	15:44'36.964
19	18.930	24.427	22.225	23.501	1'29.083	263,0	15:46'06.047
20	21.320	28.146	23.038	23.560	1'36.064	262,3	15:47'42.111
21	18.968	24.446	22.179	23.325	1'28.918	263,6	15:49'11.029
22	19.046	24.517	22.181	23.108	1'28.852	261,1	15:50'39.881

15° 21 M. RINALDI (1'29.005)							
Lap	Seg.1	Seg.2	Seg.3	Seg.4	Lap Time	km/h	Local Time
1		27.801	24.016	24.661		253,7	15:02'05.098
2	19.480	25.065	22.685	23.794	1'31.024	269,6	15:03'36.122
3	19.268	25.017	22.615	23.836	1'30.736	268,9	15:05'06.858
4	19.178	24.816	22.577	23.657	1'30.228	268,2	15:06'37.086
5	19.216	24.847	22.589	23.630	1'30.282	269,6	15:08'07.368
6	19.028	24.875	22.475	23.936	1'30.314	269,6	15:09'37.682
7	19.206	27.685	25.161	29.178	1'41.230P	237,0	15:11'18.912
8	8'56.212	25.324	22.920	23.656	10'08.112P	268,2	15:21'27.024
9	19.149	24.444	22.352	23.671	1'29.616	269,6	15:22'56.640
10	19.022	24.649	22.441	23.655	1'29.767	271,6	15:24'26.407
11	19.038	26.121	23.827	24.123	1'33.109	262,3	15:25'59.516
12	19.091	26.044	22.787	23.707	1'31.629	268,2	15:27'31.145
13	19.107	28.373	23.890	30.113	1'41.483P	262,3	15:29'12.628
14	8'51.583	26.902	23.086	24.876	10'06.447P	267,5	15:39'19.075
15	19.244	24.633	22.396	23.360	1'29.633	270,2	15:40'48.708
16	19.203	24.695	23.354	28.614	1'35.866P	269,6	15:42'24.574
17	2'10.381	25.563	23.209	23.984	3'23.137P	269,6	15:45'47.711
18	19.143	24.418	22.168	23.276	1'29.005	270,2	15:47'16.716
19	19.001	26.344	24.213	23.863	1'33.421	254,9	15:48'50.137
20	19.064	24.355	22.331	23.261	1'29.011	270,2	15:50'19.148

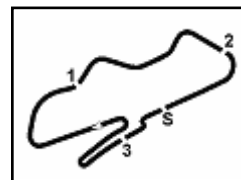
13° 60 M. VAN DER MARK (1'28.810)							
Lap	Seg.1	Seg.2	Seg.3	Seg.4	Lap Time	km/h	Local Time
1		26.262	22.957	24.528		259,8	15:01'50.386
2	19.271	24.640	22.587	23.653	1'30.151	263,0	15:03'20.537
3	19.265	24.613	22.480	23.715	1'30.073	259,8	15:04'50.610
4	19.158	24.588	22.670	23.439	1'29.855	261,7	15:06'20.465
5	19.087	24.558	22.490	23.352	1'29.487	263,0	15:07'49.952
6	22.620	25.632	23.023	27.261	1'38.536P	259,8	15:09'28.488
7	10'17.059	28.262	22.753	23.946	11'32.020P	264,3	15:21'00.508
8	19.047	24.377	22.274	23.445	1'29.143	266,2	15:22'29.651
9	19.033	24.509	22.390	23.398	1'29.330	264,9	15:23'58.981
10	19.169	24.512	22.429	23.526	1'29.636	263,6	15:25'28.617
11	22.109	24.912	22.566	27.424	1'37.011P	257,9	15:27'05.628
12	10'19.604	24.773	22.610	23.515	11'30.502P	261,7	15:38'36.130
13	18.932	24.426	22.367	23.365	1'29.090	261,1	15:40'05.220
14	19.304	24.534	22.353	26.272	1'32.463P	263,0	15:41'37.683

16° 52 A. DELBIANCO (1'29.800)							
Lap	Seg.1	Seg.2	Seg.3	Seg.4	Lap Time	km/h	Local Time
1		25.429	23.182	24.216		256,1	15:01'39.180
2	19.511	24.857	22.759	23.735	1'30.862	256,7	15:03'10.042
3	19.503	24.723	22.893	23.868	1'30.987	256,1	15:04'41.029
4	19.461	24.779	22.819	23.884	1'30.943	253,7	15:06'11.972
5	19.597	28.856	27.687	29.729	1'45.869CP	232,9	15:07'57.841

05/07/2019 P = Pits In/Out - C = Lap Time Cancelled

These data/results cannot be reproduced, stored and/or transmitted in whole or in part by any manner of electronic, mechanical, photocopying, recording, broadcasting or otherwise now known or herein after developed without the previous express consent by the copyright owner, except for reproduction in daily press and regular printed publications on sale to the public within 60 days of the event related to those data/results and always provided that copyright symbol appears together as follows below.

© DORNA WSBK ORGANIZATION Srl 2019



Donington Park 4.023 m

4 / 4

Prosecco DOC UK Round, 5-7 July 2019 Chronological Analysis Free Practice 2nd Session

6	5'17.246	26.398	23.048	23.893	6'30.585P	253,1	15:14'28.426
7	19.785	25.103	23.239	23.717	1'31.844	253,7	15:16'00.270
8	19.563	25.096	22.855	23.834	1'31.348	253,7	15:17'31.618
9	19.417	25.173	22.838	23.734	1'31.162	251,9	15:19'02.780
10	19.374	25.025	22.881	23.750	1'31.030	251,9	15:20'33.810
11	23.235	27.468	24.939	29.755	1'45.397P	245,6	15:22'19.207
12	9'21.987	26.246	24.854	24.590	10'37.677P	233,9	15:32'56.884
13	19.492	24.991	22.928	23.724	1'31.135	250,7	15:34'28.019
14	19.535	26.329	23.026	27.359	1'36.249P	251,3	15:36'04.268
15	6'20.741	27.988	25.360	23.962	7'38.051P	188,8	15:43'42.319
16	19.486	24.546	22.560	23.543	1'30.135	253,1	15:45'12.454
17	19.370	24.741	23.074	23.855	1'31.040C	254,3	15:46'43.494
18	19.221	24.601	22.619	23.359	1'29.800	254,3	15:48'13.294
19	19.256	24.758	22.613	23.561	1'30.188	254,9	15:49'43.482
20	19.270	58.584	45.291	30.229	2'33.374P	136,1	15:52'16.856

17° 23 R. KIYONARI (1'30.357)

Lap	Seg.1	Seg.2	Seg.3	Seg.4	Lap Time	km/h	Local Time
1		27.640	23.588	26.622		260,4	15:01'55.600
2	19.668	25.349	23.318	23.987	1'32.322	263,0	15:03'27.922
3	19.579	25.309	23.091	23.872	1'31.851	259,2	15:04'59.773
4	20.176	26.066	23.730	30.137	1'40.109P	257,9	15:06'39.882
5	6'34.732	28.130	23.435	24.297	7'50.594P	258,6	15:14'30.476
6	19.926	25.730	22.959	24.157	1'32.772	262,3	15:16'03.248
7	19.461	24.928	22.972	23.792	1'31.153	261,7	15:17'34.401
8	20.057	25.888	23.631	30.869	1'40.445P	261,1	15:19'14.846
9	6'39.717	26.080	23.249	23.976	7'53.022P	259,2	15:27'07.868
10	19.512	24.920	22.850	23.503	1'30.785	259,2	15:28'38.653
11	19.305	24.829	22.631	23.592	1'30.357	263,0	15:30'09.010
12	19.269	24.898	22.657	23.641	1'30.465	262,3	15:31'39.475
13	19.861	25.842	23.420	30.801	1'39.924P	259,8	15:33'19.399
14	7'04.037	28.892	27.628	24.782	8'25.339P	198,6	15:41'44.738
15	19.789	25.357	23.104	24.170	1'32.420	260,4	15:43'17.158
16	19.688	25.201	22.991	26.902	1'34.782	260,4	15:44'51.940
17	19.810	25.419	23.018	23.858	1'32.105	261,7	15:46'24.045
18	19.406	25.056	22.772	23.987	1'31.221	261,7	15:47'55.266
19	19.272	24.873	26.050	26.048	1'36.243C	264,3	15:49'31.509
20	19.360	24.914	22.822	23.707	1'30.803	262,3	15:51'02.312

18° 50 E. LAVERTY (1'30.409)

Lap	Seg.1	Seg.2	Seg.3	Seg.4	Lap Time	km/h	Local Time
1		27.758	24.496	25.117		251,9	15:02'50.145
2	20.861	26.110	23.738	23.885	1'34.594	260,4	15:04'24.739
3	19.736	25.181	23.148	23.677	1'31.742	264,3	15:05'56.481
4	19.568	25.006	22.900	23.309	1'30.783	264,9	15:07'27.264
5	19.376	25.064	22.793	23.562	1'30.795	265,6	15:08'58.059
6	21.810	29.718	23.461	28.497	1'43.486P	266,2	15:10'41.545
7	9'35.654	25.955	23.419	23.964	10'48.992P	263,0	15:21'30.537
8	19.369	24.939	22.684	23.417	1'30.409	266,2	15:23'00.946
9	19.266	24.905	22.855	23.493	1'30.519	265,6	15:24'31.465
10	19.313	25.062	22.939	23.572	1'30.886	264,9	15:26'02.351
11	25.681	27.399	24.834	29.468	1'47.382P	220,0	15:27'49.733
12	7'06.865	27.280	23.461	24.096	8'21.702P	261,7	15:36'11.435
13	19.507	24.977	23.050	23.576	1'31.110	262,3	15:37'42.545
14	19.510	25.012	22.895	23.580	1'30.997	263,0	15:39'13.542
15	21.412	26.548	24.642	27.772	1'40.374P	220,0	15:40'53.916
16	4'19.393	26.321	23.729	28.848	5'38.291P	261,1	15:46'32.207
17	19.820	25.967	23.209	24.064	1'33.060	265,6	15:48'05.267
18	19.361	25.024	22.725	23.495	1'30.605	266,2	15:49'35.872
19	19.311	24.990	22.773	23.739	1'30.813	264,9	15:51'06.685

05/07/2019 P = Pits In/Out - C = Lap Time Cancelled

These data/results cannot be reproduced, stored and/or transmitted in whole or in part by any manner of electronic, mechanical, photocopying, recording, broadcasting or otherwise now known or herein after developed without the previous express consent by the copyright owner, except for reproduction in daily press and regular printed publications on sale to the public within 60 days of the event related to those data/results and always provided that copyright symbol appears together as follows below.

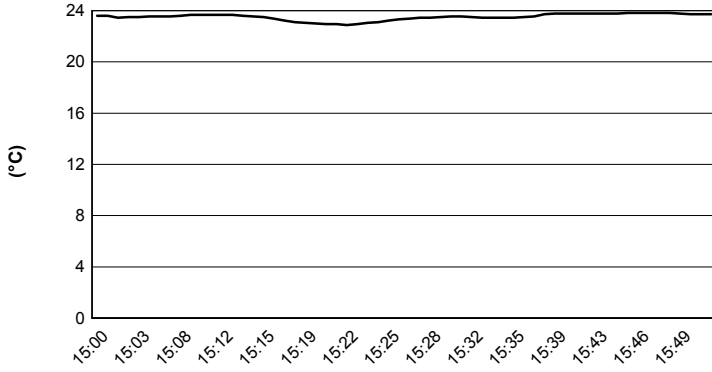
© DORNA WSBK ORGANIZATION Srl 2019



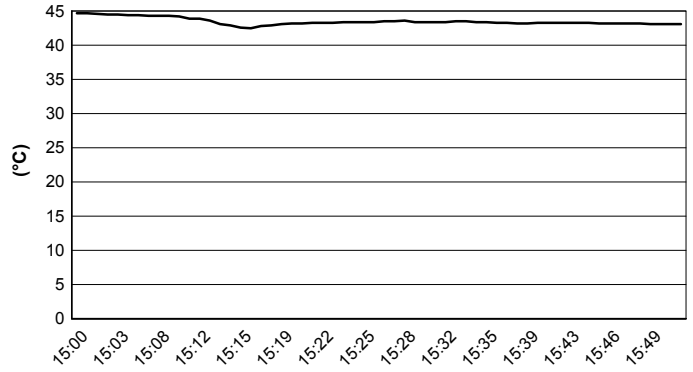
Prosecco DOC UK Round, 5-7 July 2019
Weather Report Free Practice 2nd Session
Session started 15:00 - Session ended 15:52

Donington Park 4.023 km

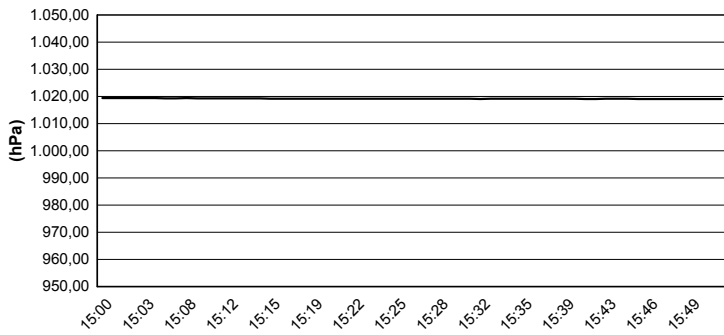
Air Temperature



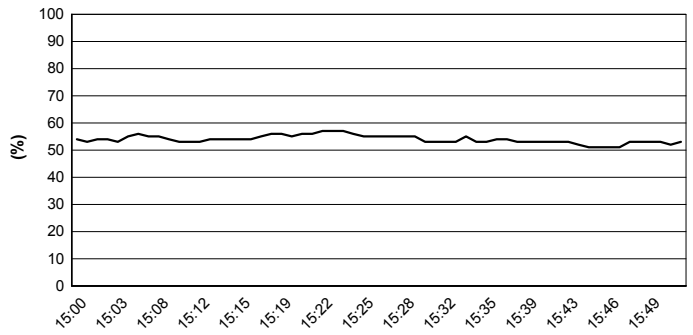
Track Temperature



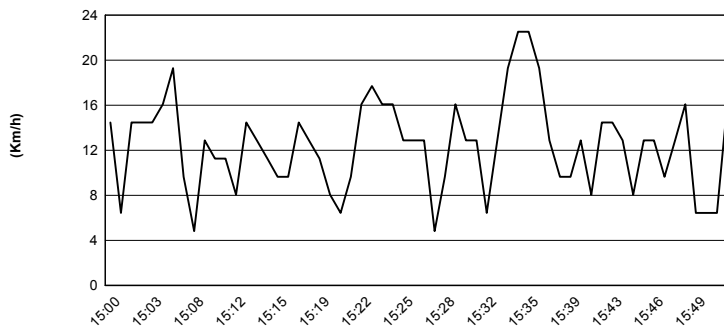
Air Pressure



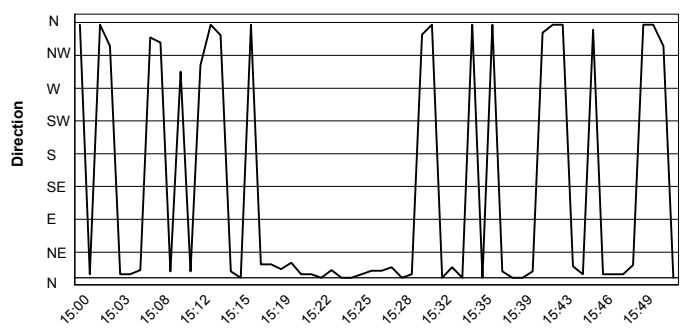
Humidity



Wind Speed



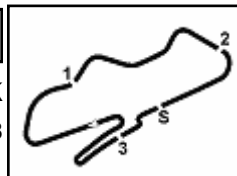
Wind Direction



05/07/2019

These data/results cannot be reproduced, stored and/or transmitted in whole or in part by any manner of electronic, mechanical, photocopying, recording, broadcasting or otherwise now known or herein after developed without the previous express consent by the copyright owner, except for reproduction in daily press and regular printed publications on sale to the public within 60 days of the event related to those data/results and always provided that copyright symbol appears together as follows below.

© DORNA WSBK ORGANIZATION Srl 2019



Donington Park 4.023 m

Prosecco DOC UK Round, 5-7 July 2019 Best Laps & Speeds

No.	Rider Bike	Nat	Best Lap		FP1		FP2							
			LL	SPD	LL	SPD	LL	SPD						
1	66 T. SYKES BMW S1000 RR	GBR	1'27.733 35 266,2		1'27.790 19 266,2		1'27.733 16 264,9							
2	22 A. LOWES Yamaha YZF R1	GBR	1'27.751 39 266,8		1'28.416 18 266,8		1'27.751 21 266,2							
3	54 T. RAZGATLIOGLU Kawasaki ZX-10RR	TUR	1'27.775 46 266,2		1'28.167 22 266,2		1'27.775 24 264,2							
4	1 J. REA Kawasaki ZX-10RR	GBR	1'27.812 38 268,2		1'28.698 16 266,8		1'27.812 22 268,2							
5	91 L. HASLAM Kawasaki ZX-10RR	GBR	1'27.859 35 268,8		1'28.595 13 266,2		1'27.859 22 268,8							
6	19 A. BAUTISTA Ducati Panigale V4 R	ESP	1'28.005 40 272,9		1'29.220 18 270,9		1'28.005 22 272,9							
7	11 S. CORTESE Yamaha YZF R1	GER	1'28.235 36 262,9		1'29.697 17 259,8		1'28.235 19 262,9							
8	76 L. BAZ Yamaha YZF R1	FRA	1'28.257 42 261,7		1'28.482 21 261,7		1'28.257 21 261,7							
9	7 C. DAVIES Ducati Panigale V4 R	GBR	1'28.414 43 268,8		1'29.381 21 268,8		1'28.414 22 268,8							
10	81 J. TORRES Kawasaki ZX-10RR	ESP	1'28.483 44 264,9		1'28.580 22 262,9		1'28.483 22 264,9							
11	60 M. VAN DER MARK Yamaha YZF R1	NED	1'28.529 38 266,2		1'28.529 20 266,2		1'28.810 18 266,2							
12	10 P. HICKMAN BMW S1000 RR	GBR	1'28.567 42 264,2		1'28.974 24 261,7		1'28.567 18 264,2							
13	33 M. MELANDRI Yamaha YZF R1	ITA	1'28.631 37 263,6		1'29.174 16 263,6		1'28.631 21 263,6							
14	36 L. MERCADO Kawasaki ZX-10RR	ARG	1'28.929 41 263,6		1'29.640 18 262,9		1'28.929 23 263,6							
15	21 M. RINALDI Ducati Panigale V4 R	ITA	1'29.005 30 271,5		1'29.999 11 270,2		1'29.005 19 271,5							
16	52 A. DELBIANCO Honda CBR1000RR	ITA	1'29.800 41 256,7		1'30.631 22 256,1		1'29.800 19 256,7							
17	23 R. KIYONARI Honda CBR1000RR	JPN	1'30.357 39 264,2		1'30.442 20 264,2		1'30.357 19 264,2							
18	50 E. LAVERTY Ducati Panigale V4 R	IRL	1'30.409 38 266,8		1'31.141 20 266,8		1'30.409 18 266,2							

05/07/2019

These data/results cannot be reproduced, stored and/or transmitted in whole or in part by any manner of electronic, mechanical, photocopying, recording, broadcasting or otherwise now known or herein after developed without the previous express consent by the copyright owner, except for reproduction in daily press and regular printed publications on sale to the public within 60 days of the event related to those data/results and always provided that copyright symbol appears together as follows below.

© DORNA WSBK ORGANIZATION Srl 2019

FIAT PERUGIA TIMING



Official Tyre Supplier



Official Timekeeper