

Donington Park 4.023 m

1 / 2

Prosecco DOC UK Round, 5-7 July 2019

Results Warm Up

No.	Rider	Nat	Team	Bike	Class	Time	Gap	Rel.	Laps	Speed	
										Avg	Max
1	1 J. REA	GBR	Kawasaki Racing Team WorldSBK	Kawasaki ZX-10RR		1'27.350			10	165,802	271,6
2	66 T. SYKES	GBR	BMW Motorrad WorldSBK Team	BMW S1000 RR		1'27.488	0.138	0.138	9	165,540	268,9
3	54 T. RAZGATLIOGLU	TUR	Turkish Puccetti Racing	Kawasaki ZX-10RR	IND	1'27.855	0.505	0.367	10	164,849	271,6
4	22 A. LOWES	GBR	Pata Yamaha WorldSBK Team	Yamaha YZF R1		1'28.082	0.732	0.227	10	164,424	270,2
5	19 A. BAUTISTA	ESP	ARUBA.IT Racing - Ducati	Ducati Panigale V4 R		1'28.179	0.829	0.097	9	164,243	275,1
6	91 L. HASLAM	GBR	Kawasaki Racing Team WorldSBK	Kawasaki ZX-10RR		1'28.205	0.855	0.026	10	164,195	273,7
7	76 L. BAZ	FRA	Ten Kate Racing - Yamaha	Yamaha YZF R1	IND	1'28.315	0.965	0.110	10	163,990	265,6
8	7 C. DAVIES	GBR	ARUBA.IT Racing - Ducati	Ducati Panigale V4 R		1'28.716	1.366	0.401	9	163,249	274,4
9	10 P. HICKMAN	GBR	BMW Motorrad WorldSBK Team	BMW S1000 RR		1'28.935	1.585	0.219	9	162,847	267,5
10	33 M. MELANDRI	ITA	GRT Yamaha WorldSBK	Yamaha YZF R1	IND	1'28.958	1.608	0.023	9	162,805	269,6
11	60 M. VAN DER MARK	NED	Pata Yamaha WorldSBK Team	Yamaha YZF R1		1'29.014	1.664	0.056	9	162,702	270,9
12	81 J. TORRES	ESP	Team Pedercini Racing	Kawasaki ZX-10RR	IND	1'29.135	1.785	0.121	9	162,482	265,6
13	36 L. MERCADO	ARG	Orelac Racing VerdNatura	Kawasaki ZX-10RR	IND	1'29.238	1.888	0.103	9	162,294	266,9
14	11 S. CORTESE	GER	GRT Yamaha WorldSBK	Yamaha YZF R1	IND	1'29.518	2.168	0.280	5	161,786	266,2
15	23 R. KIYONARI	JPN	Moriwaki Althea Honda Team	Honda CBR1000RR		1'30.072	2.722	0.554	9	160,791	268,9
16	21 M. RINALDI	ITA	BARNI Racing Team	Ducati Panigale V4 R	IND	1'30.383	3.033	0.311	8	160,238	275,1
17	52 A. DELBIANCO	ITA	Althea Mie Racing Team	Honda CBR1000RR	IND	1'30.391	3.041	0.008	9	160,224	262,3

AIR	Humidity:	69%	Temp:	15°C
TRACK	Condition:	Dry	Temp:	25°C

Records	Pole	(SP2)	2017	T.Sykes	1'26.641	167,160	Km/h
	Race	(RC2)	2016	J.Rea	1'27.605	165,320	Km/h
	All Times	(SP2)	2017	T.Sykes	1'26.641	167,160	Km/h

Start 07/07/2019 09:00 End 09:16 The results are provisional until the end of the time limit for protests and appeals and the completion of the technical checks.

These data/results cannot be reproduced, stored and/or transmitted in whole or in part by any manner of electronic, mechanical, photocopying, recording, broadcasting or otherwise now known or herein after developed without the previous express consent by the copyright owner, except for reproduction in daily press and regular printed publications on sale to the public within 60 days of the event related to those data/results and always provided that copyright symbol appears together as follows below.

© DORNA WSBK ORGANIZATION Srl 2019





Prosecco DOC UK Round, 5-7 July 2019

Results Warm Up

Session Highlights

Local Time	No. Rider	Description
09.00.00		Start
09.00.02		WorldSBK Pit Intervention Time: 48secs
09.01.25	52 A. DELBIANCO	Current Lap Cancelled - Exceeded Track Limits - Turn 10
09.02.58	52 A. DELBIANCO	Current Lap Cancelled - Exceeded Track Limits - Turn 10
09.03.59	81 J. TORRES	Current Lap Cancelled - Exceeded Track Limits - Turn 10
09.13.31	11 S. CORTESE	On the Gravel - Turn 1
09.14.12	11 S. CORTESE	Re-joined
09.16.52		End Of Session

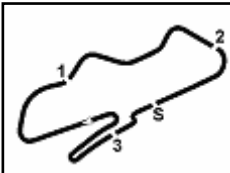
Fastest Laps Sequence

No.	Rider	Nat	Team	Bike	Local Time	Time	Gap	Avg
1	J. REA	GBR	Kawasaki Racing Team WorldSBK	Kawasaki ZX-10RR	09:03'03.869	1'28.673		163,328
1	J. REA	GBR	Kawasaki Racing Team WorldSBK	Kawasaki ZX-10RR	09:04'31.629	1'27.760	-0.913	165,027
1	J. REA	GBR	Kawasaki Racing Team WorldSBK	Kawasaki ZX-10RR	09:07'26.755	1'27.350	-0.410	165,802

07/07/2019 Start End The results are provisional until the end of the time limit for protests and appeals
09:00 09:16 and the completion of the technical checks.

These data/results cannot be reproduced, stored and/or transmitted in whole or in part by any manner of electronic, mechanical, photocopying, recording, broadcasting or otherwise now known or herein after developed without the previous express consent by the copyright owner, except for reproduction in daily press and regular printed publications on sale to the public within 60 days of the event related to those data/results and always provided that copyright symbol appears together as follows below.

© DORNA WSBK ORGANIZATION Srl 2019



Prosecco DOC UK Round, 5-7 July 2019 Best Sectors & Speed Warm Up

BEST LAP			
1	1 J. REA	Kawasaki ZX-10RR	1'27.350
2	66 T. SYKES	BMW S1000 RR	1'27.488
3	54 T. RAZGATLIOGLU	Kawasaki ZX-10RR	1'27.855
4	22 A. LOWES	Yamaha YZF R1	1'28.082
5	19 A. BAUTISTA	Ducati Panigale V4 R	1'28.179
6	91 L. HASLAM	Kawasaki ZX-10RR	1'28.205
7	76 L. BAZ	Yamaha YZF R1	1'28.315
8	7 C. DAVIES	Ducati Panigale V4 R	1'28.716
9	10 P. HICKMAN	BMW S1000 RR	1'28.935
10	33 M. MELANDRI	Yamaha YZF R1	1'28.958
11	60 M. VAN DER MARK	Yamaha YZF R1	1'29.014
12	81 J. TORRES	Kawasaki ZX-10RR	1'29.135
13	36 L. MERCADO	Kawasaki ZX-10RR	1'29.238
14	11 S. CORTESE	Yamaha YZF R1	1'29.518
15	23 R. KIYONARI	Honda CBR1000RR	1'30.072
16	21 M. RINALDI	Ducati Panigale V4 R	1'30.383
17	52 A. DELBIANCO	Honda CBR1000RR	1'30.391

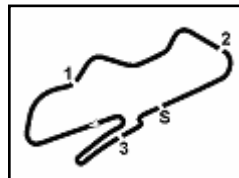
SPEED			
1	19 A. BAUTISTA	Ducati Panigale V4 R	275.1
2	21 M. RINALDI	Ducati Panigale V4 R	275.1
3	7 C. DAVIES	Ducati Panigale V4 R	274.4
4	91 L. HASLAM	Kawasaki ZX-10RR	273.7
5	54 T. RAZGATLIOGLU	Kawasaki ZX-10RR	271.6
6	1 J. REA	Kawasaki ZX-10RR	271.6
7	60 M. VAN DER MARK	Yamaha YZF R1	270.9
8	22 A. LOWES	Yamaha YZF R1	270.2
9	33 M. MELANDRI	Yamaha YZF R1	269.6
10	66 T. SYKES	BMW S1000 RR	268.9
11	23 R. KIYONARI	Honda CBR1000RR	268.9
12	10 P. HICKMAN	BMW S1000 RR	267.5
13	36 L. MERCADO	Kawasaki ZX-10RR	266.9
14	11 S. CORTESE	Yamaha YZF R1	266.2
15	81 J. TORRES	Kawasaki ZX-10RR	265.6
16	76 L. BAZ	Yamaha YZF R1	265.6
17	52 A. DELBIANCO	Honda CBR1000RR	262.3

SEG. 1		SEG. 2		SEG. 3		SEG. 4		
1	66 T. SYKES	18.613	1	1 J. REA	23.950	1	1 J. REA	22.800
2	1 J. REA	18.728	2	66 T. SYKES	23.964	2	54 T. RAZGATLIOGLU	22.845
3	54 T. RAZGATLIOGLU	18.755	3	22 A. LOWES	24.037	3	19 A. BAUTISTA	22.886
4	19 A. BAUTISTA	18.774	4	91 L. HASLAM	24.063	4	91 L. HASLAM	22.900
5	22 A. LOWES	18.886	5	54 T. RAZGATLIOGLU	24.116	5	66 T. SYKES	22.964
6	76 L. BAZ	18.886	6	19 A. BAUTISTA	24.275	6	22 A. LOWES	22.987
7	91 L. HASLAM	18.920	7	10 P. HICKMAN	24.290	7	76 L. BAZ	22.987
8	10 P. HICKMAN	18.927	8	76 L. BAZ	24.297	8	22 A. LOWES	23.037
9	33 M. MELANDRI	19.038	9	7 C. DAVIES	24.310	9	91 L. HASLAM	23.109
10	81 J. TORRES	19.060	10	60 M. VAN DER MARK	24.364	10	81 J. TORRES	23.114
11	60 M. VAN DER MARK	19.103	11	81 J. TORRES	24.384	11	36 L. MERCADO	23.161
12	7 C. DAVIES	19.137	12	33 M. MELANDRI	24.488	12	33 M. MELANDRI	23.195
13	36 L. MERCADO	19.142	13	11 S. CORTESE	24.493	13	60 M. VAN DER MARK	23.230
14	11 S. CORTESE	19.261	14	36 L. MERCADO	24.554	14	11 S. CORTESE	23.351
15	52 A. DELBIANCO	19.267	15	23 R. KIYONARI	24.599	15	10 P. HICKMAN	23.455
16	23 R. KIYONARI	19.315	16	21 M. RINALDI	24.691	16	23 R. KIYONARI	23.634
17	21 M. RINALDI	19.351	17	52 A. DELBIANCO	24.709	17	52 A. DELBIANCO	23.665
						17	21 M. RINALDI	23.719

07/07/2019

These data/results cannot be reproduced, stored and/or transmitted in whole or in part by any manner of electronic, mechanical, photocopying, recording, broadcasting or otherwise now known or herein after developed without the previous express consent by the copyright owner, except for reproduction in daily press and regular printed publications on sale to the public within 60 days of the event related to those data/results and always provided that copyright symbol appears together as follows below.

© DORNA WSBK ORGANIZATION Srl 2019



Donington Park 4.023 m

Prosecco DOC UK Round, 5-7 July 2019

Ideal Times Warm Up

No.	Rider	Nat	Bike	Seg. 1	Seg. 2	Seg. 3	Seg. 4	Ideal Time		
				Diff. 1	Diff. 2	Diff. 3	Diff. 4	Best Lap	Pos.	Diff.
1	1 J. REA	GBR	Kawasaki ZX-10RR	18.728	23.950	21.706 +0.123	22.800 +0.043	1'27.184 1'27.350	1	0.166
2	66 T. SYKES	GBR	BMW S1000 RR	18.613 +0.021	23.964	21.952 +0.024	22.886 +0.028	1'27.415 1'27.488	2	0.073
3	54 T. RAZGATLIOGLU	TUR	Kawasaki ZX-10RR	18.755	24.116	21.854 +0.141	22.900 +0.089	1'27.625 1'27.855	3	0.230
4	19 A. BAUTISTA	ESP	Ducati Panigale V4 R	18.774	24.275	21.899	22.964 +0.267	1'27.912 1'28.179	5	0.267
5	22 A. LOWES	GBR	Yamaha YZF R1	18.886 +0.073	24.037	22.007	23.037 +0.042	1'27.967 1'28.082	4	0.115
6	91 L. HASLAM	GBR	Kawasaki ZX-10RR	18.920 +0.077	24.063 +0.063	21.940	23.109 +0.033	1'28.032 1'28.205	6	0.173
7	76 L. BAZ	FRA	Yamaha YZF R1	18.886 +0.025	24.297 +0.018	22.053	22.987 +0.049	1'28.223 1'28.315	7	0.092
8	7 C. DAVIES	GBR	Ducati Panigale V4 R	19.137 +0.063	24.310 +0.064	22.274	22.845 +0.023	1'28.566 1'28.716	8	0.150
9	60 M. VAN DER MARK	NED	Yamaha YZF R1	19.103 +0.046	24.364	22.099 +0.172	23.230	1'28.796 1'29.014	11	0.218
10	33 M. MELANDRI	ITA	Yamaha YZF R1	19.038 +0.009	24.488 +0.024	22.079 +0.086	23.195 +0.039	1'28.800 1'28.958	10	0.158
11	10 P. HICKMAN	GBR	BMW S1000 RR	18.927	24.290 +0.024	22.156 +0.083	23.455	1'28.828 1'28.935	9	0.107
12	81 J. TORRES	ESP	Kawasaki ZX-10RR	19.060	24.384 +0.060	22.278 +0.119	23.114 +0.120	1'28.836 1'29.135	12	0.299
13	36 L. MERCADO	ARG	Kawasaki ZX-10RR	19.142	24.554 +0.003	22.371 +0.007	23.161	1'29.228 1'29.238	13	0.010
14	11 S. CORTESE	GER	Yamaha YZF R1	19.261	24.493	22.413	23.351	1'29.518 1'29.518	14	
15	23 R. KIYONARI	JPN	Honda CBR1000RR	19.315 +0.080	24.599	22.352	23.634 +0.092	1'29.900 1'30.072	15	0.172
16	21 M. RINALDI	ITA	Ducati Panigale V4 R	19.351	24.691	22.369 +0.253	23.719	1'30.130 1'30.383	16	0.253
17	52 A. DELBIANCO	ITA	Honda CBR1000RR	19.267	24.709	22.557 +0.169	23.665 +0.024	1'30.198 1'30.391	17	0.193
Overall Ideal Time				18.613	23.950	21.706	22.800	1'27.069		

07/07/2019
These data/results cannot be reproduced, stored and/or transmitted in whole or in part by any manner of electronic, mechanical, photocopying, recording, broadcasting or otherwise now known or herein after developed without the previous express consent by the copyright owner, except for reproduction in daily press and regular printed publications on sale to the public within 60 days of the event related to those data/results and always provided that copyright symbol appears together as follows below.
© DORNA WSBK ORGANIZATION Srl 2019

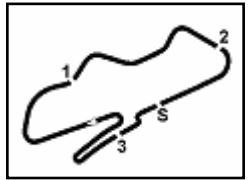
PIRELLI PERUGIA TIMING



Official Tyre Supplier



Official Timekeeper



Donington Park 4.023 m

1 / 2

1° 1 J. REA (1'27.350)							
Lap	Seg.1	Seg.2	Seg.3	Seg.4	Lap Time	km/h	Local Time
1		25.812	23.002	24.155		266,2	9:01'35.196
2	18.866	24.326	22.441	23.040	1'28.673	268,9	9:03'03.869
3	18.787	24.099	21.918	22.956	1'27.760	269,6	9:04'31.629
4	18.819	24.120	21.813	23.024	1'27.776	268,9	9:05'59.405
5	18.728	23.950	21.829	22.843	1'27.350	271,6	9:07'26.755
6	18.916	23.983	21.706	22.918	1'27.523	270,9	9:08'54.278
7	18.837	24.144	21.800	22.800	1'27.581	269,6	9:10'21.859
8	18.762	24.098	21.956	22.838	1'27.654	270,2	9:11'49.513
9	18.846	24.179	21.892	23.055	1'27.972	270,2	9:13'17.485
10	18.802	24.135	21.887	22.921	1'27.745	268,9	9:14'45.230
11	20.316	25.807	22.653	24.103	1'32.879	268,9	9:16'18.109

6	18.774	24.275	21.899	23.231	1'28.179	275,1	9:09'15.572
7	18.938	24.291	22.009	23.213	1'28.451	273,0	9:10'44.023
8	23.723	27.052	22.563	23.439	1'36.777	272,3	9:12'20.800
9	19.087	24.379	21.988	23.314	1'28.768	273,7	9:13'49.568
10	19.085	24.491	22.074	23.749	1'29.399	274,4	9:15'18.967

2° 66 T. SYKES (1'27.488)							
Lap	Seg.1	Seg.2	Seg.3	Seg.4	Lap Time	km/h	Local Time
1		27.387	24.729	26.753		216,5	9:02'38.058
2	19.751	25.170	23.406	23.562	1'31.889	259,2	9:04'09.947
3	18.859	24.417	22.454	23.158	1'28.888	265,6	9:05'38.835
4	18.702	24.207	22.064	22.930	1'27.903	264,9	9:07'06.738
5	18.637	24.028	22.011	23.079	1'27.755	268,2	9:08'34.493
6	18.613	24.064	21.979	22.886	1'27.542	264,9	9:10'02.035
7	18.736	24.061	21.952	22.944	1'27.693	268,9	9:11'29.728
8	18.719	25.706	22.931	23.543	1'30.899	265,6	9:13'00.627
9	18.717	25.367	22.302	23.985	1'30.371	264,9	9:14'30.998
10	18.634	23.964	21.976	22.914	1'27.488	268,9	9:15'58.486

6° 91 L. HASLAM (1'28.205)							
Lap	Seg.1	Seg.2	Seg.3	Seg.4	Lap Time	km/h	Local Time
1		25.815	23.072	24.380		259,2	9:01'36.369
2	19.238	24.334	22.446	23.227	1'29.245	271,6	9:03'05.614
3	18.945	24.278	22.191	23.380	1'28.794	273,0	9:04'34.408
4	18.920	24.298	22.084	23.349	1'28.651	271,6	9:06'03.059
5	18.994	24.189	22.299	23.147	1'28.629	273,0	9:07'31.688
6	18.945	24.063	22.166	23.682	1'28.856	273,7	9:09'00.544
7	18.997	24.126	21.940	23.142	1'28.205	272,3	9:10'28.749
8	19.472	27.002	22.714	23.234	1'32.422	270,2	9:12'01.171
9	18.945	24.267	22.132	23.208	1'28.552	273,0	9:13'29.723
10	19.146	24.403	22.107	23.309	1'28.965	273,0	9:14'58.688
11	19.133	24.325	22.082	23.109	1'28.649	270,9	9:16'27.337

3° 54 T. RAZGATLIOGLU (1'27.855)							
Lap	Seg.1	Seg.2	Seg.3	Seg.4	Lap Time	km/h	Local Time
1		26.111	22.730	23.598		271,6	9:01'34.596
2	19.995	24.963	22.384	23.197	1'30.539	269,6	9:03'05.135
3	18.897	24.460	21.935	23.026	1'28.318	269,6	9:04'33.453
4	19.005	24.406	22.131	25.176	1'30.718	270,2	9:06'04.171
5	19.016	24.375	22.158	23.144	1'28.693	268,9	9:07'32.864
6	18.808	24.257	22.170	23.094	1'28.329	270,2	9:09'01.193
7	18.899	24.192	21.854	23.128	1'28.073	271,6	9:10'29.266
8	19.152	24.445	21.994	22.900	1'28.491	268,2	9:11'57.757
9	18.801	24.254	22.022	23.020	1'28.097	269,6	9:13'25.854
10	18.755	24.116	21.995	22.989	1'27.855	267,5	9:14'53.709
11	18.989	24.473	22.095	23.227	1'28.784	267,5	9:16'22.493

7° 76 L. BAZ (1'28.315)							
Lap	Seg.1	Seg.2	Seg.3	Seg.4	Lap Time	km/h	Local Time
1		26.166	22.694	24.152		264,9	9:01'35.414
2	19.270	24.533	22.337	23.093	1'29.233	263,6	9:03'04.647
3	18.962	24.322	22.169	23.211	1'28.664	262,3	9:04'33.311
4	18.941	24.297	22.246	23.124	1'28.608	261,1	9:06'01.919
5	18.968	24.513	22.175	23.112	1'28.768	263,0	9:07'30.687
6	19.040	24.527	22.152	22.987	1'28.706	260,4	9:08'59.393
7	18.886	24.348	22.230	23.044	1'28.508	261,7	9:10'27.901
8	18.992	24.313	22.063	23.187	1'28.555	263,0	9:11'56.456
9	19.045	24.369	22.275	22.994	1'28.683	263,0	9:13'25.139
10	18.911	24.315	22.053	23.036	1'28.315	261,1	9:14'53.454
11	19.032	24.464	22.140	23.198	1'28.834	265,6	9:16'22.288

4° 22 A. LOWES (1'28.082)							
Lap	Seg.1	Seg.2	Seg.3	Seg.4	Lap Time	km/h	Local Time
1		25.755	23.442	23.628		268,2	9:01'37.568
2	18.954	24.291	22.416	23.369	1'29.030	270,2	9:03'06.598
3	18.959	24.037	22.007	23.079	1'28.082	268,9	9:04'34.680
4	18.899	24.260	22.153	23.486	1'28.798	270,2	9:06'03.478
5	18.960	24.177	22.038	23.353	1'28.528	269,6	9:07'32.006
6	18.886	24.039	22.059	23.160	1'28.144	270,2	9:09'00.150
7	18.907	24.249	22.011	23.037	1'28.204	268,2	9:10'28.354
8	21.691	25.016	22.277	23.358	1'32.342	266,9	9:12'00.696
9	19.010	24.362	22.164	23.226	1'28.762	268,9	9:13'29.458
10	19.184	24.332	22.250	23.248	1'29.014	267,5	9:14'58.472
11	19.065	24.303	22.124	23.111	1'28.603	268,9	9:16'27.075

8° 7 C. DAVIES (1'28.716)							
Lap	Seg.1	Seg.2	Seg.3	Seg.4	Lap Time	km/h	Local Time
1		26.986	23.935	27.240		266,9	9:02'11.253
2	19.626	24.841	22.579	23.146	1'30.192	270,9	9:03'41.445
3	19.347	24.561	22.499	22.957	1'29.364	270,9	9:05'10.809
4	19.258	24.601	22.417	23.092	1'29.368	271,6	9:06'40.177
5	19.296	24.421	22.430	22.898	1'29.045	272,3	9:08'09.222
6	19.272	24.510	22.453	23.126	1'29.361	271,6	9:09'38.583
7	21.198	27.398	24.418	25.147	1'38.161	243,4	9:11'16.744
8	19.234	24.607	22.397	22.845	1'29.083	272,3	9:12'45.827
9	19.137	24.310	22.689	22.934	1'29.070	273,0	9:14'14.897
10	19.200	24.374	22.274	22.868	1'28.716	274,4	9:15'43.613

5° 19 A. BAUTISTA (1'28.179)							
Lap	Seg.1	Seg.2	Seg.3	Seg.4	Lap Time	km/h	Local Time
1		25.714	25.136	24.504		270,2	9:01'53.159
2	19.315	24.656	22.062	23.439	1'29.472	273,7	9:03'22.631
3	18.968	24.313	21.969	23.095	1'28.345	272,3	9:04'50.976
4	18.843	24.391	22.025	22.964	1'28.223	273,0	9:06'19.199
5	18.876	24.288	22.011	23.019	1'28.194	274,4	9:07'47.393

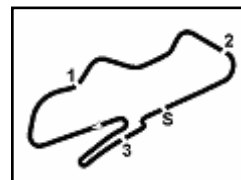
9° 10 P. HICKMAN (1'28.935)							
Lap	Seg.1	Seg.2	Seg.3	Seg.4	Lap Time	km/h	Local Time
1		25.917	22.692	24.256		265,6	9:01'36.737
2	19.132	24.637	22.711	23.922	1'30.402	267,5	9:03'07.139
3	19.084	24.499	22.295	23.637	1'29.515	265,6	9:04'36.654
4	19.102	24.422	22.271	23.507	1'29.302	266,2	9:06'05.956
5	19.012	24.290	22.241	23.573	1'29.116	266,2	9:07'35.072
6	19.051	24.492	22.285	27.586	1'33.414	266,2	9:09'08.486
7	20.618	26.873	25.232	23.643	1'36.366	196,0	9:10'44.852
8	18.927	24.314	22.239	23.455	1'28.935	266,9	9:12'13.787
9	19.037	24.439	22.156	28.834	1'34.466	265,6	9:13'48.253
10	19.280	24.487	22.219	23.589	1'29.575	266,2	9:15'17.828

10° 33 M. MELANDRI (1'28.958)							
Lap	Seg.1	Seg.2	Seg.3	Seg.4	Lap Time	km/h	Local Time

07/07/2019 P = Pits In/Out - C = Lap Time Cancelled

These data/results cannot be reproduced, stored and/or transmitted in whole or in part by any manner of electronic, mechanical, photocopying, recording, broadcasting or otherwise now known or herein after developed without the previous express consent by the copyright owner, except for reproduction in daily press and regular printed publications on sale to the public within 60 days of the event related to those data/results and always provided that copyright symbol appears together as follows below.

© DORNA WSBK ORGANIZATION Srl 2019



Donington Park 4.023 m

2 / 2

Prosecco DOC UK Round, 5-7 July 2019 Chronological Analysis Warm Up

1		26.505	23.053	24.477		264,3	9:01'49.638	2	19.894	25.848	23.086	24.040	1'32.868	266,2	9:03'29.791
2	19.790	25.090	23.240	25.614	1'33.734	263,6	9:03'23.372	3	19.858	25.343	22.815	23.773	1'31.789	264,3	9:05'01.580
3	19.161	24.488	22.172	23.559	1'29.380	267,5	9:04'52.752	4	19.501	25.151	22.595	23.669	1'30.916	267,5	9:06'32.496
4	22.216	27.454	23.892	24.545	1'38.107	264,9	9:06'30.859	5	19.487	24.985	22.458	23.634	1'30.564	267,5	9:08'03.060
5	19.038	24.539	22.106	23.343	1'29.026	267,5	9:07'59.885	6	19.395	24.599	22.352	23.726	1'30.072	268,9	9:09'33.132
6	19.047	24.512	22.165	23.234	1'28.958	268,2	9:09'28.843	7	19.547	24.999	22.395	23.762	1'30.703	260,4	9:11'03.835
7	20.893	25.758	22.940	23.869	1'33.460	261,7	9:11'02.303	8	19.498	25.027	22.452	23.765	1'30.742	262,3	9:12'34.577
8	19.134	24.589	22.079	23.321	1'29.123	268,2	9:12'31.426	9	19.543	25.289	22.470	23.922	1'31.224	267,5	9:14'05.801
9	21.394	28.090	23.393	23.828	1'36.705	253,7	9:14'08.131	10	19.315	24.707	22.487	23.639	1'30.148	264,9	9:15'35.949
10	19.155	24.678	22.084	23.195	1'29.112	269,6	9:15'37.243								

11° 60 M. VAN DER MARK (1'29.014)							
Lap	Seg.1	Seg.2	Seg.3	Seg.4	Lap Time	km/h	Local Time
1		25.479	23.149	23.840		266,9	9:01'44.396
2	19.324	24.688	22.431	23.579	1'30.022	268,9	9:03'14.418
3	19.227	24.822	22.472	23.428	1'29.949	265,6	9:04'44.367
4	19.156	24.695	22.384	23.433	1'29.668	268,2	9:06'14.035
5	19.125	24.623	22.432	23.362	1'29.542	264,9	9:07'43.577
6	20.374	24.662	22.498	23.564	1'31.098	266,9	9:09'14.675
7	19.149	24.364	22.271	23.230	1'29.014	270,2	9:10'43.689
8	19.143	24.428	22.234	23.437	1'29.242	267,5	9:12'12.931
9	20.659	24.480	22.230	29.603	1'36.972	268,9	9:13'49.903
10	19.103	24.555	22.099	23.474	1'29.231	270,9	9:15'19.134

16° 21 M. RINALDI (1'30.383)							
Lap	Seg.1	Seg.2	Seg.3	Seg.4	Lap Time	km/h	Local Time
1			26.933	26.180	32.369	268,9	9:02'11.706
2	59.651	25.834	23.360	24.527	2'13.372P	271,6	9:04'25.078
3	19.571	25.201	22.705	23.844	1'31.321	273,0	9:05'56.399
4	19.600	25.368	22.863	32.017	1'39.848	268,2	9:07'36.247
5	19.413	24.708	22.369	23.990	1'30.480	275,1	9:09'06.727
6	19.351	24.691	22.622	23.719	1'30.383	273,7	9:10'37.110
7	21.823	29.609	23.304	23.918	1'38.654	266,9	9:12'15.764
8	19.417	24.876	22.486	23.845	1'30.624	275,1	9:13'46.388
9	19.422	25.104	22.532	27.870	1'34.928	273,0	9:15'21.316

12° 81 J. TORRES (1'29.135)							
Lap	Seg.1	Seg.2	Seg.3	Seg.4	Lap Time	km/h	Local Time
1		27.194	24.474	26.152		242,8	9:02'37.701
2	19.640	25.201	25.377	24.221	1'34.439C	262,3	9:04'12.140
3	19.281	24.791	22.484	23.536	1'30.092	259,8	9:05'42.232
4	19.180	24.544	22.278	23.191	1'29.193	263,0	9:07'11.425
5	19.154	24.424	22.327	23.376	1'29.281	263,0	9:08'40.706
6	19.218	24.546	22.456	23.114	1'29.334	261,7	9:10'10.040
7	19.132	24.493	22.393	23.220	1'29.238	263,0	9:11'39.278
8	19.072	24.384	22.400	23.288	1'29.144	265,6	9:13'08.422
9	19.160	24.574	22.419	23.407	1'29.560	263,0	9:14'37.982
10	19.060	24.444	22.397	23.234	1'29.135	264,3	9:16'07.117

17° 52 A. DELBIANCO (1'30.391)								
Lap	Seg.1	Seg.2	Seg.3	Seg.4	Lap Time	km/h	Local Time	
1			26.277	24.840	28.556	C	259,8	9:01'44.858
2	19.684	25.295	26.259	27.672	1'38.910C	258,6	9:03'23.768	
3	19.267	24.709	22.726	23.689	1'30.391	259,2	9:04'54.159	
4	19.351	24.842	22.642	23.793	1'30.628	257,3	9:06'24.787	
5	22.168	27.916	22.677	23.947	1'36.708	262,3	9:08'01.495	
6	19.594	25.012	22.847	23.713	1'31.166	257,3	9:09'32.661	
7	19.551	25.025	22.569	23.806	1'30.951	257,9	9:11'03.612	
8	19.405	25.011	22.646	23.675	1'30.737	256,7	9:12'34.349	
9	19.335	25.002	22.643	23.665	1'30.645	256,7	9:14'04.994	
10	19.513	24.916	22.557	23.678	1'30.664	256,7	9:15'35.658	

13° 36 L. MERCADO (1'29.238)							
Lap	Seg.1	Seg.2	Seg.3	Seg.4	Lap Time	km/h	Local Time
1		26.225	25.035	24.300		266,9	9:01'39.611
2	19.479	25.335	22.951	23.557	1'31.322	263,0	9:03'10.933
3	19.214	24.879	22.496	23.237	1'29.826	264,3	9:04'40.759
4	19.255	24.708	22.580	27.116	1'33.659	262,3	9:06'14.418
5	19.441	24.619	22.432	23.218	1'29.710	264,9	9:07'44.128
6	19.378	24.554	22.394	23.167	1'29.493	263,0	9:09'13.621
7	19.142	24.557	22.378	23.161	1'29.238	263,6	9:10'42.859
8	19.172	24.564	22.381	25.806	1'31.923P	262,3	9:12'14.782
9	1'02.403	28.223	22.759	23.983	2'17.368P	264,9	9:14'32.150
10	19.295	24.566	22.371	23.233	1'29.465	259,2	9:16'01.615

14° 11 S. CORTESE (1'29.518)							
Lap	Seg.1	Seg.2	Seg.3	Seg.4	Lap Time	km/h	Local Time
1		26.626	25.490	25.278		265,6	9:01'54.023
2	19.555	24.983	22.601	23.739	1'30.878	263,6	9:03'24.901
3	19.261	24.493	22.413	23.351	1'29.518	266,2	9:04'54.419
4	20.122	26.563	23.416	28.280	1'38.381P	247,9	9:06'32.800
5	5'20.251	27.611	23.276	26.067	6'37.205P	259,8	9:13'10.005
6	1'05.267	28.297	23.140	23.892	2'20.596	260,4	9:15'30.601

15° 23 R. KIYONARI (1'30.072)							
Lap	Seg.1	Seg.2	Seg.3	Seg.4	Lap Time	km/h	Local Time
1		26.799	25.467	24.675		264,3	9:01'56.923

07/07/2019 P = Pits In/Out - C = Lap Time Cancelled

These data/results cannot be reproduced, stored and/or transmitted in whole or in part by any manner of electronic, mechanical, photocopying, recording, broadcasting or otherwise now known or herein after developed without the previous express consent by the copyright owner, except for reproduction in daily press and regular printed publications on sale to the public within 60 days of the event related to those data/results and always provided that copyright symbol appears together as follows below.

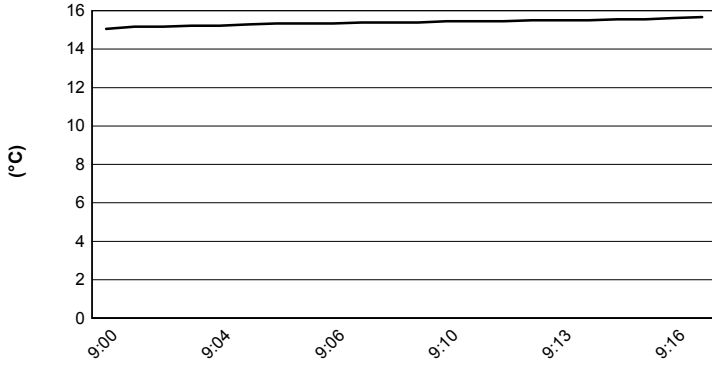
© DORNA WSBK ORGANIZATION Srl 2019

Prosecco DOC UK Round, 5-7 July 2019

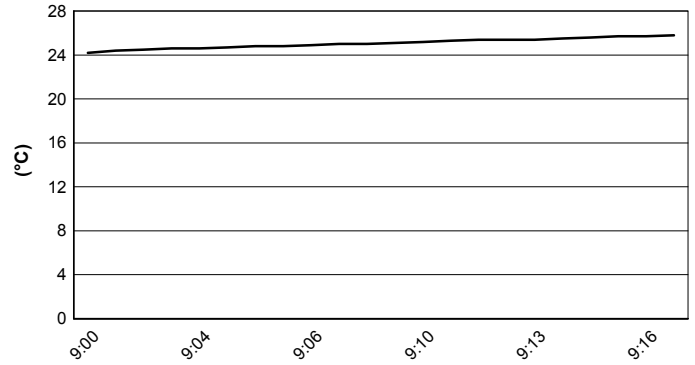
Weather Report Warm Up

Session started 09:00 - Session ended 9:16

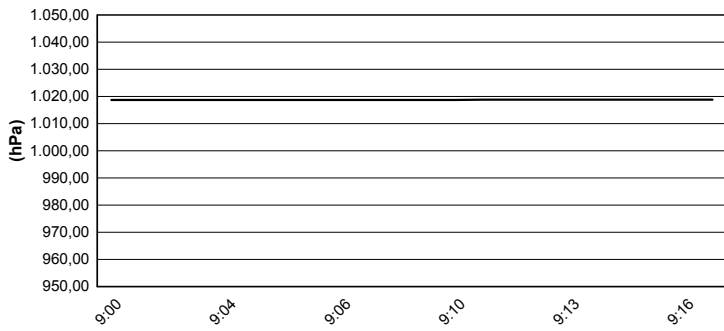
Air Temperature



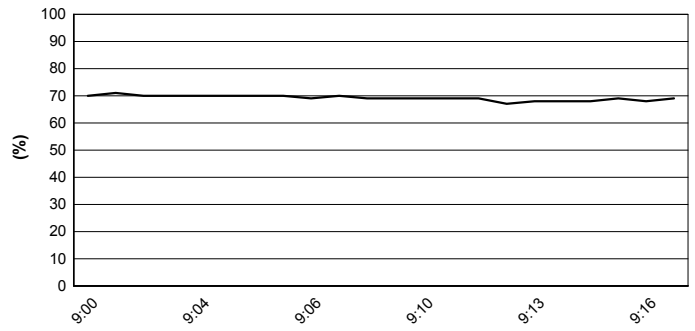
Track Temperature



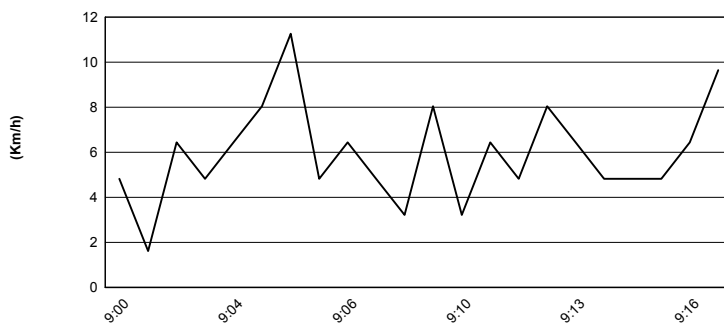
Air Pressure



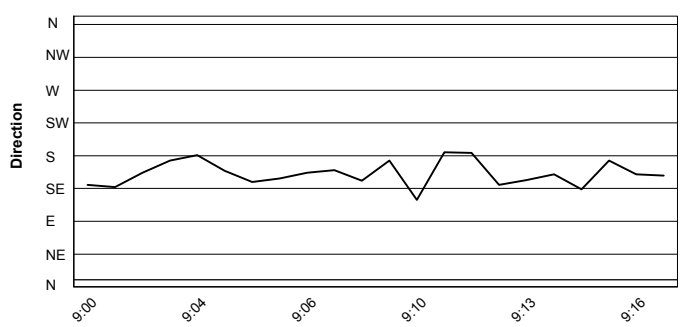
Humidity



Wind Speed



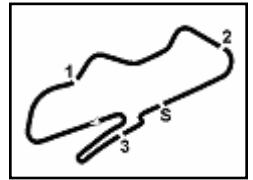
Wind Direction



07/07/2019

These data/results cannot be reproduced, stored and/or transmitted in whole or in part by any manner of electronic, mechanical, photocopying, recording, broadcasting or otherwise now known or herein after developed without the previous express consent by the copyright owner, except for reproduction in daily press and regular printed publications on sale to the public within 60 days of the event related to those data/results and always provided that copyright symbol appears together as follows below.

© DORNA WSBK ORGANIZATION Srl 2019



Donington Park 4.023 m

Prosecco DOC UK Round, 5-7 July 2019

Starting Grid - Tissot Superpole Race

10 Laps x 4,023 km = 40,230 km

Pos	Number	Rider Name	Team	Time
1	66	SYKES T.	BMW	1'27.619
2	1	REA J.	Kawasaki	1'28.612
3	91	HASLAM L.	Kawasaki	1'29.198
4	10	HICKMAN P.	BMW	1'29.348
5	76	BAZ L.	Yamaha	1'29.521
6	19	BAUTISTA A.	Ducati	1'29.561
7	54	RAZGATLIOGLU T.	Kawasaki	1'29.582
8	22	LOWES A.	Yamaha	1'29.627
9	33	MELANDRI M.	Yamaha	1'29.781
10	7	DAVIES C.	Ducati	1'30.098
11	81	TORRES J.	Kawasaki	1'30.210
12	11	CORTESE S.	Yamaha	1'30.248
13	23	KIYONARI R.	Honda	1'30.997
14	36	MERCADO L.	Kawasaki	1'31.080
15	21	RINALDI M.	Ducati	1'32.602
16	60	VAN DER MARK M.	Yamaha	1'35.216
17	52	DELBIANCO A.	Honda	1'36.136

07/07/2019 The Race Director

These data/results cannot be reproduced, stored and/or transmitted in whole or in part by any manner of electronic, mechanical, photocopying, recording, broadcasting or otherwise now known or herein after developed without the previous express consent by the copyright owner, except for reproduction in daily press and regular printed publications on sale to the public within 60 days of the event related to those data/results and always provided that copyright symbol appears together as follows below.

© DORNA WSBK ORGANIZATION Srl 2019

FKR PERUGIA TIMING



Official Tyre Supplier



Official Timekeeper