

Prosecco DOC UK Round, 5-7 July 2019

Biographical Entry List

Donington Park 4.023 m

No.	Rider (Abbreviation)	Nat	Bike Team	Wins 2019	Podiums 2019	Pole 2019	Races 2019	Tyres	Class
Age	Date of Birth	Place of Birth							
1*	2 JONES Brad (Jon) 21 06/01/1998	GBR	Yamaha YZF R6 Appleyard Macadam Integro					Pirelli	
2	3 DE ROSA Raffaele (DeR) 32 25/03/1987	ITA	MV Agusta F3 675 MV AGUSTA Reparto Corse		8		47	Pirelli	
3	4 STANGE Christian (Sta) 21 05/06/1998	GER	Honda CBR600RR GEMAR - Ciociaria Corse WorldSSP Team		2		10	Pirelli	
4	10 CALERO Nacho (Cal) 28 05/07/1991	ESP	Kawasaki ZX-6R Orelac Racing VerdNatura				5	Pirelli	
5	11 SMITH Kyle (Smi) 27 16/09/1991	GBR	Kawasaki ZX-6R Team Pedercini Racing	3	7		53	Pirelli	ESS
6**	14 KENNEDY Jack (Ken) 31 06/12/1987	IRL	Yamaha YZF R6 Appleyard Macadam Integro			1	27	Pirelli	
7	16 CLUZEL Jules (Clu) 30 12/10/1988	FRA	Yamaha YZF R6 GMT94 YAMAHA	18	43	21	76	Pirelli	
8	21 KRUMMENACHER Randy (Kru) 29 24/02/1990	SUI	Yamaha YZF R6 BARDAHL Evan Bros. WorldSSP Team	6	13	4	31	Pirelli	
9	22 FULIGNI Federico (Ful) 24 01/06/1995	ITA	MV Agusta F3 675 MV AGUSTA Reparto Corse	4	7	3	7	Pirelli	
10	30 VAN STRAALLEN Glenn (vSt) 18 30/09/2000	NED	Kawasaki ZX-6R EAB Racing Team				9	Pirelli	
11	32 VINALES Isaac (Vin) 25 06/11/1993	ESP	Yamaha YZF R6 Kallio Racing				7	Pirelli	
12	36 GRADINGER Thomas (Gra) 22 11/08/1996	AUT	Yamaha YZF R6 Kallio Racing		1	1	20	Pirelli	
13	38 SOOMER Hannes (Soo) 21 17/02/1998	EST	Honda CBR600RR MPM WILSport Racedays				32	Pirelli	
14	40 GYORFI Alen (Gyo) 29 06/11/1989	HUN	Yamaha YZF R6 Team Toth				2	Pirelli	
15	44 MAHIAS Lucas (Mah) 30 14/04/1989	FRA	Kawasaki ZX-6R Kawasaki Puccetti Racing	5	16	8	42	Pirelli	
16	47 HARTOG Rob (Har) 27 26/03/1992	NED	Kawasaki ZX-6R Team Hartog - Against Cancer		1	1	22	Pirelli	
17	53 SCONZA Gianluca (Sco) 16 06/03/2003	ITA	Honda CBR600RR GEMAR - Ciociaria Corse WorldSSP Team				2	Pirelli	
18	56 SEBESTYEN Peter (Seb) 25 16/05/1994	HUN	Honda CBR600RR CIA Landlord Insurance Honda				24	Pirelli	
19	64 CARICASULO Federico (Car) 23 06/04/1996	ITA	Yamaha YZF R6 BARDAHL Evan Bros. WorldSSP Team	5	18	5	43	Pirelli	
20	66 TOLEDO Alex (Tol) 17 21/10/2001	ESP	Yamaha YZF R6 MS Racing	2	7	1	7	Pirelli	
21	67 MATERN Gaetan (Mat) 22 14/04/1997	FRA	Kawasaki ZX-6R Flembo Leader Team				3	Pirelli	ESS
22	74 VAN SIKKELERUS Jaimie (vSk) 22 25/05/1997	NED	Honda CBR600RR MPM WILSport Racedays				29	Pirelli	
23	78 OKUBO Hikari (Oku) 25 11/08/1993	JPN	Kawasaki ZX-6R Kawasaki Puccetti Racing				42	Pirelli	
24	84 CRESSON Loris (Cre) 20 14/08/1998	BEL	Yamaha YZF R6 Kallio Racing				25	Pirelli	
25	86 BADOVINI Ayrton (Bad) 33 31/05/1986	ITA	Kawasaki ZX-6R Team Pedercini Racing	1	2		28	Pirelli	
26	94 PEROLARI Corentin (Per) 21 13/04/1998	FRA	Yamaha YZF R6 GMT94 YAMAHA				13	Pirelli	
27	95 DANILO Jules (Dan) 24 18/05/1995	FRA	Honda CBR600RR CIA Landlord Insurance Honda				7	Pirelli	

05/07/2019

* = Wild Card

** = One Event

These data/results cannot be reproduced, stored and/or transmitted in whole or in part by any manner of electronic, mechanical, photocopying, recording, broadcasting or otherwise now known or herein after developed without the previous express consent by the copyright owner, except for reproduction in daily press and regular printed publications on sale to the public within 60 days of the event related to those data/results and always provided that copyright symbol appears together as follows below.

© DORNA WSBK ORGANIZATION Srl 2019

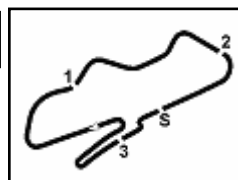
FIAT PERUGIA TIMING



Official Tyre Supplier



Official Timekeeper



Prosecco DOC UK Round, 5-7 July 2019

Results Free Practice 1st Session

No.	Rider	Nat	Team	Bike	Class	Time	Gap	Rel.	Laps	Speed	
										Avg	Max
1	16 J. CLUZEL	FRA	GMT94 YAMAHA	Yamaha YZF R6		1'31.374			20	158,500	240,7
2	44 L. MAHIAS	FRA	Kawasaki Puccetti Racing	Kawasaki ZX-6R		1'31.600	0.226	0.226	17	158,109	234,9
3	21 R. KRUMMENACHER	SUI	BARDAHL Evan Bros. WorldSSP Team	Yamaha YZF R6		1'31.668	0.294	0.068	21	157,992	238,0
4	86 A. BADOVINI	ITA	Team Pedercini Racing	Kawasaki ZX-6R		1'31.945	0.571	0.277	18	157,516	234,9
5	14 J. KENNEDY	IRL	Appleyard Macadam Integro	Yamaha YZF R6		1'31.992	0.618	0.047	19	157,435	236,4
6	64 F. CARICASULO	ITA	BARDAHL Evan Bros. WorldSSP Team	Yamaha YZF R6		1'32.054	0.680	0.062	10	157,329	238,5
7	3 R. DE ROSA	ITA	MV AGUSTA Reparto Corse	MV Agusta F3 675		1'32.058	0.684	0.004	19	157,323	238,0
8	38 H. SOOMER	EST	MPM WILSport Racedays	Honda CBR600RR		1'32.166	0.792	0.108	19	157,138	234,4
9	36 T. GRADINGER	AUT	Kallio Racing	Yamaha YZF R6		1'32.244	0.870	0.078	19	157,005	236,4
10	32 I. VINALES	ESP	Kallio Racing	Yamaha YZF R6		1'32.297	0.923	0.053	12	156,915	236,4
11	2 B. JONES	GBR	Appleyard Macadam Integro	Yamaha YZF R6		1'32.550	1.176	0.253	18	156,486	234,9
12	78 H. OKUBO	JPN	Kawasaki Puccetti Racing	Kawasaki ZX-6R		1'32.693	1.319	0.143	19	156,245	237,5
13	56 P. SEBESTYEN	HUN	CIA Landlord Insurance Honda	Honda CBR600RR		1'32.698	1.324	0.005	19	156,236	234,4
14	94 C. PEROLARI	FRA	GMT94 YAMAHA	Yamaha YZF R6		1'32.812	1.438	0.114	20	156,044	235,9
15	47 R. HARTOG	NED	Team Hartog - Against Cancer	Kawasaki ZX-6R		1'32.886	1.512	0.074	19	155,920	231,9
16	84 L. CRESSON	BEL	Kallio Racing	Yamaha YZF R6		1'33.365	1.991	0.479	21	155,120	238,0
17	10 N. CALERO	ESP	Orelac Racing VerdNatura	Kawasaki ZX-6R		1'33.995	2.621	0.630	20	154,081	233,9
18	95 J. DANILO	FRA	CIA Landlord Insurance Honda	Honda CBR600RR		1'34.494	3.120	0.499	18	153,267	237,0
19	74 J. VAN SIKKELERUS	NED	MPM WILSport Racedays	Honda CBR600RR		1'34.530	3.156	0.036	17	153,209	231,9
20	22 F. FULIGNI	ITA	MV AGUSTA Reparto Corse	MV Agusta F3 675		1'34.631	3.257	0.101	22	153,045	236,4
21	30 G. VAN STRAALEN	NED	EAB Racing Team	Kawasaki ZX-6R		1'34.868	3.494	0.237	21	152,663	235,4
22	66 A. TOLEDO	ESP	MS Racing	Yamaha YZF R6		1'36.292	4.918	1.424	21	150,405	230,9
23	4 C. STANGE	GER	GEMAR - Ciociaria Corse WorldSSP Team	Honda CBR600RR		1'36.327	4.953	0.035	18	150,350	230,4
----- Out 107% in this Session -----											
24	53 G. SCONZA	ITA	GEMAR - Ciociaria Corse WorldSSP Team	Honda CBR600RR		1'37.941	6.567	1.614	21	147,873	229,4
25	40 A. GYORFI	HUN	Team Toth	Yamaha YZF R6		1'38.963	7.589	1.022	21	146,346	227,9
26	67 G. MATERN	FRA	Flembo Leader Team	Kawasaki ZX-6R	ESS	1'39.629	8.255	0.666	19	145,367	224,2
27	11 K. SMITH	GBR	Team Pedercini Racing	Kawasaki ZX-6R	ESS				1		233,4

Qualifying Lap Time (107% of 1'31.374): 1'37.771

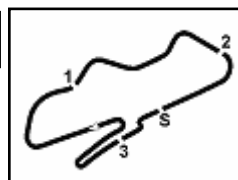
AIR	Humidity:	65%	Temp:	20°C
TRACK	Condition:	Dry	Temp:	37°C

Records	Pole (QP)	2015 K.Sofuoglu	1'29.925	161,050	Km/h
	Race (RC)	2015 J.Cluzel	1'30.425	160,160	Km/h
	All Times (QP)	2015 K.Sofuoglu	1'29.925	161,050	Km/h

Start 05/07/2019 11:30 End 12:17 The results are provisional until the end of the time limit for protests and appeals and the completion of the technical checks.

These data/results cannot be reproduced, stored and/or transmitted in whole or in part by any manner of electronic, mechanical, photocopying, recording, broadcasting or otherwise now known or herein after developed without the previous express consent by the copyright owner, except for reproduction in daily press and regular printed publications on sale to the public within 60 days of the event related to those data/results and always provided that copyright symbol appears together as follows below.

© DORNA WSBK ORGANIZATION Srl 2019



Prosecco DOC UK Round, 5-7 July 2019

Results Free Practice 1st Session

Session Highlights

Local Time	No. Rider	Description
11.30.00		Start
11.32.28		WorldSSP Pit Intervention Time: 1min 03secs
11.33.43	11 K. SMITH	Technical Problem - Turn 12
11.38.36	22 F. FULIGNI	Lap Cancelled (1'45.043) - Exceeded Track Limits - Turn 10
11.40.38	16 J. CLUZEL	On Asphalt - Re-Joined - Turn 11
11.46.43	64 F. CARICASULO	Current Lap Cancelled - Exceeded Track Limits - Turn 10
11.54.39	16 J. CLUZEL	On the Gravel - Re-Joined - Turn 8
11.57.14	64 F. CARICASULO	Crashed - Turn 4
12.08.52	11 K. SMITH	Technical Problem - Turn 4
12.10.00	11 K. SMITH	Bike will return at the end of the practice
12.13.30	78 H. OKUBO	On the Gravel - Re-Joined - Turn 8
12.14.18	74 J. VAN SIKKELERUS	Technical Problem - Turn 1
12.17.02		End Of Session

Fastest Laps Sequence

No.	Rider	Nat	Team	Bike	Local Time	Time	Gap	Avg
2	B. JONES	GBR	Appleyard Macadam Integro	Yamaha YZF R6	11:33'17.449	1'34.477		153,294
21	R. KRUMMENACHER	SUI	BARDAHL Evan Bros. WorldSSP Team	Yamaha YZF R6	11:34'14.717	1'34.228	-0.249	153,700
16	J. CLUZEL	FRA	GMT94 YAMAHA	Yamaha YZF R6	11:34'31.182	1'33.196	-1.032	155,402
16	J. CLUZEL	FRA	GMT94 YAMAHA	Yamaha YZF R6	11:36'03.501	1'32.319	-0.877	156,878
44	L. MAHIAS	FRA	Kawasaki Puccetti Racing	Kawasaki ZX-6R	11:36'08.853	1'32.125	-0.194	157,208
44	L. MAHIAS	FRA	Kawasaki Puccetti Racing	Kawasaki ZX-6R	11:37'40.890	1'32.037	-0.088	157,358
44	L. MAHIAS	FRA	Kawasaki Puccetti Racing	Kawasaki ZX-6R	11:39'12.760	1'31.870	-0.167	157,644
44	L. MAHIAS	FRA	Kawasaki Puccetti Racing	Kawasaki ZX-6R	11:40'44.581	1'31.821	-0.049	157,729
16	J. CLUZEL	FRA	GMT94 YAMAHA	Yamaha YZF R6	11:56'50.230	1'31.711	-0.110	157,918
44	L. MAHIAS	FRA	Kawasaki Puccetti Racing	Kawasaki ZX-6R	12:00'39.970	1'31.600	-0.111	158,109
16	J. CLUZEL	FRA	GMT94 YAMAHA	Yamaha YZF R6	12:06'48.665	1'31.374	-0.226	158,500

Start 11:30 End 12:17 The results are provisional until the end of the time limit for protests and appeals and the completion of the technical checks.

These data/results cannot be reproduced, stored and/or transmitted in whole or in part by any manner of electronic, mechanical, photocopying, recording, broadcasting or otherwise now known or herein after developed without the previous express consent by the copyright owner, except for reproduction in daily press and regular printed publications on sale to the public within 60 days of the event related to those data/results and always provided that copyright symbol appears together as follows below.

© DORNA WSBK ORGANIZATION Srl 2019

Prosecco DOC UK Round, 5-7 July 2019
Best Sectors & Speed Free Practice 1st Session

BEST LAP		
1	16 J. CLUZEL	Yamaha YZF R6 1'31.374
2	44 L. MAHIAS	Kawasaki ZX-6R 1'31.600
3	21 R. KRUMMENACHER	Yamaha YZF R6 1'31.668
4	86 A. BADOVINI	Kawasaki ZX-6R 1'31.945
5	14 J. KENNEDY	Yamaha YZF R6 1'31.992
6	64 F. CARICASULO	Yamaha YZF R6 1'32.054
7	3 R. DE ROSA	MV Austa F3 675 1'32.058
8	38 H. SOOMER	Honda CBR600RR 1'32.166
9	36 T. GRADINGER	Yamaha YZF R6 1'32.244
10	32 I. VINALES	Yamaha YZF R6 1'32.297
11	2 B. JONES	Yamaha YZF R6 1'32.550
12	78 H. OKUBO	Kawasaki ZX-6R 1'32.693
13	56 P. SEBESTYEN	Honda CBR600RR 1'32.698
14	94 C. PEROLARI	Yamaha YZF R6 1'32.812
15	47 R. HARTOG	Kawasaki ZX-6R 1'32.886
16	84 L. CRESSON	Yamaha YZF R6 1'33.365
17	10 N. CALERO	Kawasaki ZX-6R 1'33.995
18	95 J. DANILO	Honda CBR600RR 1'34.494
19	74 J. VAN SIKKELERUS	Honda CBR600RR 1'34.530
20	22 F. FULIGNI	MV Austa F3 675 1'34.631
21	30 G. VAN STRAALEN	Kawasaki ZX-6R 1'34.868
22	66 A. TOLEDO	Yamaha YZF R6 1'36.292
23	4 C. STANGE	Honda CBR600RR 1'36.327
24	53 G. SCONZA	Honda CBR600RR 1'37.941
25	40 A. GYORFI	Yamaha YZF R6 1'38.963
26	67 G. MATERN	Kawasaki ZX-6R 1'39.629
27	11 K. SMITH	Kawasaki ZX-6R

SPEED		
1	16 J. CLUZEL	Yamaha YZF R6 240.7
2	64 F. CARICASULO	Yamaha YZF R6 238.5
3	3 R. DE ROSA	MV Agusta F3 675 238.0
4	21 R. KRUMMENACHER	Yamaha YZF R6 238.0
5	84 L. CRESSON	Yamaha YZF R6 238.0
6	78 H. OKUBO	Kawasaki ZX-6R 237.5
7	95 J. DANILO	Honda CBR600RR 237.0
8	22 F. FULIGNI	MV Agusta F3 675 236.4
9	14 J. KENNEDY	Yamaha YZF R6 236.4
10	36 T. GRADINGER	Yamaha YZF R6 236.4
11	32 I. VINALES	Yamaha YZF R6 236.4
12	94 C. PEROLARI	Yamaha YZF R6 235.9
13	30 G. VAN STRAALEN	Kawasaki ZX-6R 235.4
14	2 B. JONES	Yamaha YZF R6 234.9
15	44 L. MAHIAS	Kawasaki ZX-6R 234.9
16	86 A. BADOVINI	Kawasaki ZX-6R 234.9
17	38 H. SOOMER	Honda CBR600RR 234.4
18	56 P. SEBESTYEN	Honda CBR600RR 234.4
19	10 N. CALERO	Kawasaki ZX-6R 233.9
20	11 K. SMITH	Kawasaki ZX-6R 233.4
21	47 R. HARTOG	Kawasaki ZX-6R 231.9
22	74 J. VAN SIKKELERUS	Honda CBR600RR 231.9
23	66 A. TOLEDO	Yamaha YZF R6 230.9
24	4 C. STANGE	Honda CBR600RR 230.4
25	53 G. SCONZA	Honda CBR600RR 229.4
26	40 A. GYORFI	Yamaha YZF R6 227.9
27	67 G. MATERN	Kawasaki ZX-6R 224.2

SEG. 1		
1	21 R. KRUMMENACHER	19.465
2	16 J. CLUZEL	19.473
3	44 L. MAHIAS	19.599
4	86 A. BADOVINI	19.664
5	14 J. KENNEDY	19.694
6	3 R. DE ROSA	19.725
7	38 H. SOOMER	19.741
8	56 P. SEBESTYEN	19.780
9	36 T. GRADINGER	19.797
10	64 F. CARICASULO	19.845
11	2 B. JONES	19.852
12	94 C. PEROLARI	19.880
13	78 H. OKUBO	19.938
14	84 L. CRESSON	19.959
15	32 I. VINALES	19.963
16	47 R. HARTOG	20.015
17	10 N. CALERO	20.071
18	22 F. FULIGNI	20.180
19	95 J. DANILO	20.188
20	74 J. VAN SIKKELERUS	20.239
21	30 G. VAN STRAALEN	20.245
22	4 C. STANGE	20.431
23	66 A. TOLEDO	20.459
24	11 K. SMITH	20.510
25	40 A. GYORFI	20.999
26	67 G. MATERN	21.283
27	53 G. SCONZA	21.298

SEG. 2		
1	38 H. SOOMER	24.753
2	21 R. KRUMMENACHER	24.812
3	16 J. CLUZEL	24.918
4	3 R. DE ROSA	24.944
5	44 L. MAHIAS	24.977
6	86 A. BADOVINI	24.979
7	14 J. KENNEDY	24.989
8	32 I. VINALES	25.008
9	64 F. CARICASULO	25.025
10	36 T. GRADINGER	25.059
11	2 B. JONES	25.168
12	78 H. OKUBO	25.171
13	47 R. HARTOG	25.227
14	56 P. SEBESTYEN	25.245
15	10 N. CALERO	25.301
16	94 C. PEROLARI	25.371
17	84 L. CRESSON	25.536
18	30 G. VAN STRAALEN	25.623
19	74 J. VAN SIKKELERUS	25.705
20	22 F. FULIGNI	25.834
21	95 J. DANILO	25.835
22	66 A. TOLEDO	26.197
23	4 C. STANGE	26.504
24	11 K. SMITH	26.646
25	53 G. SCONZA	26.789
26	40 A. GYORFI	27.030
27	67 G. MATERN	27.168

SEG. 3		
1	44 L. MAHIAS	22.941
2	21 R. KRUMMENACHER	23.162
3	16 J. CLUZEL	23.201
4	14 J. KENNEDY	23.209
5	3 R. DE ROSA	23.212
6	64 F. CARICASULO	23.213
7	2 B. JONES	23.221
8	36 T. GRADINGER	23.236
9	86 A. BADOVINI	23.259
10	38 H. SOOMER	23.261
11	47 R. HARTOG	23.330
12	32 I. VINALES	23.341
13	78 H. OKUBO	23.356
14	56 P. SEBESTYEN	23.364
15	94 C. PEROLARI	23.377
16	84 L. CRESSON	23.466
17	10 N. CALERO	23.506
18	74 J. VAN SIKKELERUS	23.699
19	30 G. VAN STRAALEN	23.699
20	95 J. DANILO	23.845
21	4 C. STANGE	23.927
22	11 K. SMITH	23.931
23	22 F. FULIGNI	24.033
24	66 A. TOLEDO	24.040
25	53 G. SCONZA	24.241
26	40 A. GYORFI	24.770
27	67 G. MATERN	25.023

SEG. 4		
1	16 J. CLUZEL	23.665
2	64 F. CARICASULO	23.740
3	21 R. KRUMMENACHER	23.819
4	94 C. PEROLARI	23.934
5	44 L. MAHIAS	23.985
6	32 I. VINALES	23.985
7	86 A. BADOVINI	24.018
8	14 J. KENNEDY	24.065
9	36 T. GRADINGER	24.078
10	38 H. SOOMER	24.092
11	3 R. DE ROSA	24.097
12	56 P. SEBESTYEN	24.188
13	78 H. OKUBO	24.228
14	47 R. HARTOG	24.237
15	2 B. JONES	24.268
16	84 L. CRESSON	24.336
17	22 F. FULIGNI	24.410
18	95 J. DANILO	24.480
19	10 N. CALERO	24.635
20	30 G. VAN STRAALEN	24.752
21	74 J. VAN SIKKELERUS	24.781
22	4 C. STANGE	24.962
23	66 A. TOLEDO	25.205
24	53 G. SCONZA	25.244
25	40 A. GYORFI	25.734
26	67 G. MATERN	25.834
27	11 K. SMITH	25.941

05/07/2019

These data/results cannot be reproduced, stored and/or transmitted in whole or in part by any manner of electronic, mechanical, photocopying, recording, broadcasting or otherwise now known or herein after developed without the previous express consent by the copyright owner, except for reproduction in daily press and regular printed publications on sale to the public within 60 days of the event related to those data/results and always provided that copyright symbol appears together as follows below.

© DORNA WSBK ORGANIZATION Srl 2019

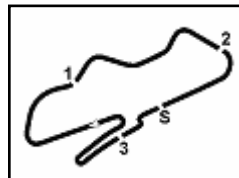
FICR PERUGIA TIMING



Official Tyre Supplier



Official Timekeeper



Prosecco DOC UK Round, 5-7 July 2019

Ideal Times Free Practice 1st Session

Donington Park 4.023 m

No.	Rider	Nat	Bike	Seg. 1	Seg. 2	Seg. 3	Seg. 4	Ideal Time		
				Diff. 1	Diff. 2	Diff. 3	Diff. 4	Best Lap	Pos.	Diff.
1	16 J. CLUZEL	FRA	Yamaha YZF R6	19.473 +0.077	24.918	23.201 +0.040	23.665	1'31.257 1'31.374	1	0.117
2	21 R. KRUMMENACHER	SUI	Yamaha YZF R6	19.465 +0.051	24.812 +0.141	23.162 +0.041	23.819 +0.177	1'31.258 1'31.668	3	0.410
3	44 L. MAHIAS	FRA	Kawasaki ZX-6R	19.599	24.977	22.941 +0.014	23.985 +0.084	1'31.502 1'31.600	2	0.098
4	64 F. CARICASULO	ITA	Yamaha YZF R6	19.845 +0.037	25.025	23.213 +0.083	23.740 +0.111	1'31.823 1'32.054	6	0.231
5	38 H. SOOMER	EST	Honda CBR600RR	19.741	24.753 +0.171	23.261 +0.128	24.092 +0.020	1'31.847 1'32.166	8	0.319
6	86 A. BADOVINI	ITA	Kawasaki ZX-6R	19.664	24.979	23.259	24.018 +0.025	1'31.920 1'31.945	4	0.025
7	14 J. KENNEDY	IRL	Yamaha YZF R6	19.694	24.989 +0.035	23.209	24.065	1'31.957 1'31.992	5	0.035
8	3 R. DE ROSA	ITA	MV Agusta F3 675	19.725 +0.080	24.944	23.212	24.097	1'31.978 1'32.058	7	0.080
9	36 T. GRADINGER	AUT	Yamaha YZF R6	19.797	25.059	23.236	24.078 +0.074	1'32.170 1'32.244	9	0.074
10	32 I. VINALES	ESP	Yamaha YZF R6	19.963	25.008	23.341	23.985	1'32.297 1'32.297	10	
11	2 B. JONES	GBR	Yamaha YZF R6	19.852	25.168 +0.041	23.221	24.268	1'32.509 1'32.550	11	0.041
12	94 C. PEROLARI	FRA	Yamaha YZF R6	19.880	25.371 +0.103	23.377 +0.052	23.934 +0.095	1'32.562 1'32.812	14	0.250
13	56 P. SEBESTYEN	HUN	Honda CBR600RR	19.780 +0.003	25.245	23.364 +0.001	24.188 +0.117	1'32.577 1'32.698	13	0.121
14	78 H. OKUBO	JPN	Kawasaki ZX-6R	19.938	25.171	23.356	24.228	1'32.693 1'32.693	12	
15	47 R. HARTOG	NED	Kawasaki ZX-6R	20.015	25.227 +0.077	23.330	24.237	1'32.809 1'32.886	15	0.077
16	84 L. CRESSON	BEL	Yamaha YZF R6	19.959 +0.033	25.536 +0.009	23.466 +0.009	24.336 +0.017	1'33.297 1'33.365	16	0.068
17	10 N. CALERO	ESP	Kawasaki ZX-6R	20.071 +0.167	25.301	23.506 +0.034	24.635 +0.281	1'33.513 1'33.995	17	0.482
18	30 G. VAN STRAALEN	NED	Kawasaki ZX-6R	20.245	25.623 +0.027	23.699 +0.125	24.752 +0.397	1'34.319 1'34.868	21	0.549
19	95 J. DANILO	FRA	Honda CBR600RR	20.188 +0.146	25.835	23.845	24.480	1'34.348 1'34.494	18	0.146
20	74 J. VAN SIKKELERUS	NED	Honda CBR600RR	20.239	25.705 +0.031	23.699	24.781 +0.075	1'34.424 1'34.530	19	0.106
21	22 F. FULIGNI	ITA	MV Agusta F3 675	20.180	25.834 +0.133	24.033 +0.041	24.410	1'34.457 1'34.631	20	0.174
22	4 C. STANGE	GER	Honda CBR600RR	20.431 +0.109	26.504 +0.093	23.927	24.962 +0.301	1'35.824 1'36.327	23	0.503
23	66 A. TOLEDO	ESP	Yamaha YZF R6	20.459 +0.070	26.197 +0.078	24.040 +0.131	25.205 +0.112	1'35.901 1'36.292	22	0.391
24	53 G. SCONZA	ITA	Honda CBR600RR	21.298 +0.055	26.789	24.241	25.244 +0.314	1'37.572 1'37.941	24	0.369
25	40 A. GYORFI	HUN	Yamaha YZF R6	20.999 +0.289	27.030	24.770	25.734 +0.141	1'38.533 1'38.963	25	0.430
26	67 G. MATERN	FRA	Kawasaki ZX-6R	21.283 +0.149	27.168 +0.136	25.023 +0.036	25.834	1'39.308 1'39.629	26	0.321
	11 K. SMITH	GBR	Kawasaki ZX-6R	One or more sectors missing						

Overall Ideal Time

19.465 24.753 22.941 23.665

1'30.824

05/07/2019

These data/results cannot be reproduced, stored and/or transmitted in whole or in part by any manner of electronic, mechanical, photocopying, recording, broadcasting or otherwise now known or herein after developed without the previous express consent by the copyright owner, except for reproduction in daily press and regular printed publications on sale to the public within 60 days of the event related to those data/results and always provided that copyright symbol appears together as follows below.

© DORNA WSBK ORGANIZATION Srl 2019

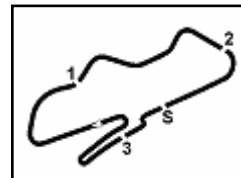
PIRELLI PERUGIA TIMING



Official Tyre Supplier



Official Timekeeper



Prosecco DOC UK Round, 5-7 July 2019

Chronological Analysis Free Practice 1st Session

Donington Park 4.023 m

1 / 5

1° 16 J. CLUZEL (1'31.374)							
Lap	Seg.1	Seg.2	Seg.3	Seg.4	Lap Time	km/h	Local Time
1		27.012	24.547	27.527		230,9	11:32'57.986
2	20.045	25.273	23.583	24.295	1'33.196	237,0	11:34'31.182
3	19.813	25.089	23.430	23.987	1'32.319	238,0	11:36'03.501
4	19.867	25.646	23.733	23.977	1'33.223	236,4	11:37'36.724
5	19.635	25.047	23.315	25.145	1'33.142	238,0	11:39'09.866
6	19.553	25.284	23.542	27.953	1'36.332	238,5	11:40'46.198
7	19.491	24.961	23.212	24.647	1'32.311	239,6	11:42'18.509
8	19.720	25.173	23.605	27.947	1'36.445P	240,1	11:43'54.954
9	5'13.602	26.605	24.242	24.405	6'28.854P	229,4	11:50'23.808
10	19.768	25.336	23.444	24.007	1'32.555	233,9	11:51'56.363
11	19.725	25.022	23.337	23.814	1'31.898	234,9	11:53'28.261
12	19.585	25.036	41.238	24.399	1'50.258	215,2	11:55'18.519
13	19.581	25.011	23.289	23.830	1'31.711	237,5	11:56'50.230
14	19.640	25.557	23.525	27.045	1'35.767P	236,4	11:58'25.997
15	4'00.809	26.682	24.592	26.030	5'18.113P	229,9	12:03'44.110
16	19.911	25.791	23.464	24.015	1'33.181	234,4	12:05'17.291
17	19.550	24.918	23.241	23.665	1'31.374	235,4	12:06'48.665
18	19.566	24.966	25.389	25.339	1'35.260	223,7	12:08'23.925
19	19.530	24.952	23.223	23.837	1'31.542	236,4	12:09'55.467
20	19.579	25.060	23.201	23.669	1'31.509	237,5	12:11'26.976
21	19.473	24.986	23.621	28.012	1'36.092P	240,7	12:13'03.068

17	19.599	24.812	23.779	23.819	1'32.009	234,9	12:08'08.549
18	19.616	25.000	23.320	23.994	1'31.930	234,4	12:09'40.479
19	19.465	25.116	23.669	23.868	1'32.118	232,4	12:11'12.597
20	24.311	26.856	24.298	26.545	1'42.010	231,9	12:12'54.607
21	19.516	24.953	23.203	23.996	1'31.668	237,5	12:14'26.275
22	20.593	25.726	23.597	24.155	1'34.071	235,4	12:16'00.346

2° 44 L. MAHIAS (1'31.600)							
Lap	Seg.1	Seg.2	Seg.3	Seg.4	Lap Time	km/h	Local Time
1		26.317	23.881	24.779		228,9	11:33'03.374
2	20.199	25.352	23.598	24.205	1'33.354	230,9	11:34'36.728
3	19.888	25.052	23.131	24.054	1'32.125	231,9	11:36'08.853
4	19.781	24.993	22.945	24.318	1'32.037	234,4	11:37'40.890
5	19.728	25.026	23.034	24.082	1'31.870	232,9	11:39'12.760
6	19.633	25.000	23.019	24.169	1'31.821	233,9	11:40'44.581
7	19.633	25.709	24.374	27.996	1'37.712P	213,9	11:42'22.293
8	12'18.955	31.691	25.138	24.505	13'40.289P	220,5	11:56'02.582
9	19.789	25.357	23.242	24.529	1'32.917	233,4	11:57'35.499
10	20.601	25.181	23.050	24.039	1'32.871	231,9	11:59'08.370
11	19.599	24.977	22.955	24.069	1'31.600	233,4	12:00'39.970
12	20.025	25.187	23.281	26.441	1'34.934P	234,4	12:02'14.904
13	4'46.542	25.868	23.562	24.284	6'00.256P	230,4	12:08'15.160
14	19.666	25.012	22.993	23.985	1'31.656	232,9	12:09'46.816
15	19.746	25.421	23.071	24.113	1'32.351	233,9	12:11'19.167
16	20.371	26.398	23.285	28.127	1'38.181P	233,9	12:12'57.348
17	35.699	25.351	23.205	24.498	1'48.753P	232,9	12:14'46.101
18	19.881	25.019	22.941	24.041	1'31.882	234,9	12:16'17.983

4° 86 A. BADOVINI (1'31.945)							
Lap	Seg.1	Seg.2	Seg.3	Seg.4	Lap Time	km/h	Local Time
1		27.368	25.539	25.913		226,5	11:32'37.218
2	20.944	26.248	24.455	25.823	1'37.470	231,4	11:34'14.688
3	20.537	25.448	23.701	24.132	1'33.818	233,4	11:35'48.506
4	19.935	25.383	23.684	24.063	1'33.065	233,9	11:37'21.571
5	19.823	25.238	23.293	24.135	1'32.489	234,9	11:38'54.060
6	20.833	26.312	24.287	24.798	1'36.230	231,9	11:40'30.290
7	20.007	25.321	23.688	24.217	1'33.233	232,4	11:42'03.523
8	19.793	24.980	23.514	24.161	1'32.448	231,4	11:43'35.971
9	21.140	26.642	25.101	29.320	1'42.203P	223,2	11:45'18.174
10	10'33.358	26.021	24.179	24.500	11'48.058P	227,9	11:57'06.232
11	20.574	26.031	23.521	24.665	1'34.791	230,9	11:58'41.023
12	19.732	25.039	23.375	24.018	1'32.164	231,4	12:00'13.187
13	19.664	24.979	23.259	24.043	1'31.945	231,9	12:01'45.132
14	19.696	25.092	23.418	24.453	1'32.659	231,4	12:03'17.791
15	19.843	25.019	23.546	24.135	1'32.543	229,9	12:04'50.334
16	19.792	25.036	23.434	24.106	1'32.368	229,4	12:06'22.702
17	21.222	27.143	25.715	29.445	1'43.525P	216,1	12:08'06.227
18	4'53.888	27.475	25.029	24.981	6'11.373P	225,6	12:14'17.600
19	19.955	25.744	23.560	33.810	1'43.069P	231,9	12:16'00.669

3° 21 R. KRUMMENACHER (1'31.668)							
Lap	Seg.1	Seg.2	Seg.3	Seg.4	Lap Time	km/h	Local Time
1		27.027	24.224	25.158		231,9	11:32'40.489
2	20.064	25.486	23.517	25.161	1'34.228	233,4	11:34'14.717
3	20.188	25.464	23.373	24.195	1'33.220	233,9	11:35'47.937
4	19.784	25.345	23.419	24.411	1'32.959	235,4	11:37'20.896
5	19.775	25.182	23.405	24.224	1'32.586	237,5	11:38'53.482
6	21.099	26.213	23.976	27.913	1'39.201P	235,4	11:40'32.683
7	4'55.089	25.761	23.635	24.503	6'08.988P	235,4	11:46'41.671
8	19.676	25.072	23.380	24.129	1'32.257	235,9	11:48'13.928
9	19.597	25.084	23.304	23.994	1'31.979	234,4	11:49'45.907
10	19.562	25.151	23.460	27.868	1'36.041P	233,4	11:51'21.948
11	6'18.031	26.951	24.152	24.728	7'33.862P	232,9	11:58'55.810
12	19.830	25.368	23.468	24.045	1'32.711	234,4	12:00'28.521
13	19.675	25.115	23.368	23.873	1'32.031	235,9	12:02'00.552
14	19.553	24.993	23.268	23.968	1'31.782	234,4	12:03'32.334
15	19.603	25.071	23.555	23.917	1'32.146	234,4	12:05'04.480
16	19.668	25.117	23.162	24.113	1'32.060	238,0	12:06'36.540

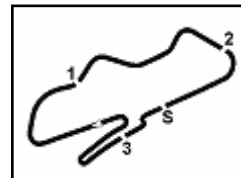
5° 14 J. KENNEDY (1'31.992)							
Lap	Seg.1	Seg.2	Seg.3	Seg.4	Lap Time	km/h	Local Time
1		28.067	25.513	25.950		228,9	11:31'45.873
2	20.831	26.250	23.895	24.590	1'35.566	233,4	11:33'21.439
3	19.892	25.709	23.755	24.445	1'33.801	234,9	11:34'55.240
4	19.939	25.657	23.704	24.920	1'34.220	230,9	11:36'29.460
5	19.976	25.257	23.574	24.551	1'33.358	236,4	11:38'02.818
6	19.814	25.373	23.521	24.406	1'33.114	235,4	11:39'35.932
7	19.934	25.214	23.580	24.480	1'33.208	232,4	11:41'09.140
8	19.837	25.316	23.553	24.337	1'33.043	232,4	11:42'42.183
9	19.842	25.143	23.498	24.240	1'32.723	229,9	11:44'14.906
10	20.974	26.464	24.873	31.944	1'44.255P	217,8	11:45'59.161
11	10'52.677	29.383	24.289	24.737	12'11.086P	228,4	11:58'10.247
12	20.163	25.250	23.635	24.169	1'33.217	228,9	11:59'43.464
13	19.911	25.027	23.404	24.096	1'32.438	231,4	12:01'15.902
14	19.829	25.075	23.452	24.141	1'32.497	230,9	12:02'48.399
15	19.884	24.989	23.320	24.163	1'32.356	231,4	12:04'20.755
16	20.053	25.610	24.092	29.084	1'38.839P	228,9	12:05'59.594
17	4'20.405	27.408	28.674	29.539	5'46.026P	151,0	12:11'45.620
18	19.946	25.217	23.361	24.592	1'33.116	233,4	12:13'18.736
19	19.888	25.437	23.230	24.121	1'32.676	234,4	12:14'51.412
20	19.694	25.024	23.209	24.065	1'31.992	232,4	12:16'23.404

6° 64 F. CARICASULO (1'32.054)							
Lap	Seg.1	Seg.2	Seg.3	Seg.4	Lap Time	km/h	Local Time
1		27.753	24.863	25.584		231,4	11:32'53.340
2	20.725	26.173	24.091	24.439	1'35.428	233,4	11:34'28.768
3	20.378	25.683	23.750	24.223	1'34.034	234,4	11:36'02.802
4	20.417	26.123	23.670	24.083	1'34.293	236,4	11:37'37.095
5	19.882	25.025	23.296	23.851	1'32.054	238,0	11:39'09.149
6	20.039	25.375	23.360	24.074	1'32.848	238,5	11:40'41.997
7	19.848	25.097	23.259	24.347	1'32.551	238,0	11:42'14.548
8	20.324	26.212	23.317	23.869	1'33.722	234,4	11:43'48.270
9	19.845	25.399	23.213	23.740	1'32.197	234,9	11:45'20.467

05/07/2019 P = Pits In/Out - C = Lap Time Cancelled

These data/results cannot be reproduced, stored and/or transmitted in whole or in part by any manner of electronic, mechanical, photocopying, recording, broadcasting or otherwise now known or herein after developed without the previous express consent by the copyright owner, except for reproduction in daily press and regular printed publications on sale to the public within 60 days of the event related to those data/results and always provided that copyright symbol appears together as follows below.

© DORNA WSBK ORGANIZATION Srl 2019



Prosecco DOC UK Round, 5-7 July 2019

Chronological Analysis Free Practice 1st Session

Donington Park 4.023 m

2 / 5

10	19.875	25.235	23.409	30.428	1'38.947CP	234,9	11:46'59.414	13	20.313	25.745	23.660	24.248	1'33.966	234,4	11:58'59.991
11	8'18.161	26.400	23.692	24.469	9'32.722P	233,4	11:56'32.136	14	19.862	25.345	23.702	24.186	1'33.095	234,4	12:00'33.086

7° 3 R. DE ROSA (1'32.058)							
Lap	Seg.1	Seg.2	Seg.3	Seg.4	Lap Time	km/h	Local Time
1		27.960	25.264	26.964		227,9	11:31'46.205
2	20.823	26.541	24.258	25.434	1'37.056	233,9	11:33'23.261
3	20.240	25.961	23.626	24.689	1'34.516	236,4	11:34'57.777
4	20.097	25.323	23.603	24.862	1'33.885	236,4	11:36'31.662
5	19.933	25.304	23.450	24.297	1'32.984	237,0	11:38'04.646
6	19.867	25.191	23.377	24.124	1'32.559	237,0	11:39'37.205
7	19.725	25.303	23.435	24.601	1'33.064	238,0	11:41'10.269
8	21.918	27.495	24.480	29.600	1'43.493P	229,9	11:42'53.762
9	8'38.402	26.712	23.894	24.879	9'53.887P	231,9	11:52'47.649
10	20.492	26.189	24.151	24.499	1'35.331	233,9	11:54'22.980
11	20.151	25.343	23.524	24.328	1'33.346	232,4	11:55'56.326
12	20.045	25.081	23.360	24.177	1'32.663	237,0	11:57'28.989
13	19.831	25.106	23.369	24.428	1'32.734	236,4	11:59'01.723
14	20.397	26.343	24.608	29.017	1'40.365P	226,5	12:00'42.088
15	6'03.403	35.874	24.709	24.642	7'28.628P	231,9	12:08'10.716
16	19.932	24.991	23.376	24.221	1'32.520	233,4	12:09'43.236
17	19.778	25.116	23.312	24.245	1'32.451	238,0	12:11'15.687
18	19.874	28.126	26.598	24.893	1'39.491	182,4	12:12'55.178
19	19.805	24.944	23.212	24.097	1'32.058	237,0	12:14'27.236
20	20.544	26.621	23.814	24.554	1'35.533	233,4	12:16'02.769

10° 32 I. VINALES (1'32.297)							
Lap	Seg.1	Seg.2	Seg.3	Seg.4	Lap Time	km/h	Local Time
1		29.016	27.360	34.013		217,4	11:32'09.559
2	4'57.765	27.664	25.716	31.823	6'22.968P	225,6	11:38'32.527
3	7'15.116	27.464	27.048	35.362	8'44.990P	220,0	11:47'17.517
4	5'30.629	27.957	31.415	35.925	7'05.926P	155,8	11:54'23.443
5	6'59.552	27.738	25.191	25.768	8'18.249P	226,0	12:02'41.692
6	21.638	26.350	24.213	25.063	1'37.264	231,4	12:04'18.956
7	20.759	25.776	24.062	24.366	1'34.963	229,4	12:05'53.919
8	20.653	25.708	24.036	27.320	1'37.717P	230,9	12:07'31.636
9	1'24.879	25.751	24.095	24.237	2'38.962P	231,9	12:10'10.598
10	20.327	25.417	23.669	24.287	1'33.700	232,4	12:11'44.298
11	20.084	25.314	23.797	24.396	1'33.591	234,4	12:13'17.889
12	20.246	25.436	23.661	24.380	1'33.723	231,9	12:14'51.612
13	19.963	25.008	23.341	23.985	1'32.297	236,4	12:16'23.909

8° 38 H. SOOMER (1'32.166)							
Lap	Seg.1	Seg.2	Seg.3	Seg.4	Lap Time	km/h	Local Time
1		26.897	24.866	25.765		226,5	11:32'12.187
2	20.648	25.506	24.099	24.827	1'35.080	231,9	11:33'47.267
3	20.610	25.418	23.840	25.093	1'34.961	230,9	11:35'22.228
4	20.236	25.214	23.709	24.617	1'33.776	231,9	11:36'56.004
5	19.878	25.214	23.947	24.474	1'33.513	234,4	11:38'29.517
6	20.084	24.818	23.478	24.286	1'32.666	232,9	11:40'02.183
7	20.318	25.638	23.923	29.035	1'38.914P	231,9	11:41'41.097
8	9'37.517	26.496	23.815	25.911	10'53.739P	233,9	11:52'34.836
9	20.023	25.860	23.951	24.534	1'34.368	232,4	11:54'09.204
10	19.921	25.033	23.510	24.095	1'32.559	229,4	11:55'41.763
11	19.848	24.844	23.261	24.302	1'32.255	231,9	11:57'14.018
12	19.764	25.091	23.522	24.092	1'32.469	228,9	11:58'46.487
13	19.905	25.006	23.480	24.661	1'33.052	230,4	12:00'19.539
14	20.472	25.504	23.764	29.623	1'39.363P	229,9	12:01'58.902
15	5'17.191	25.245	23.808	24.379	6'30.623P	230,9	12:08'29.525
16	19.909	24.978	23.582	24.253	1'32.722	230,9	12:10'02.247
17	19.906	24.899	23.269	24.317	1'32.391	231,4	12:11'34.638
18	19.741	24.924	23.389	24.112	1'32.166	232,4	12:13'06.804
19	19.747	24.753	23.804	24.337	1'32.641	233,4	12:14'39.445
20	19.770	25.867	23.770	24.697	1'34.104	229,4	12:16'13.549

11° 2 B. JONES (1'32.550)							
Lap	Seg.1	Seg.2	Seg.3	Seg.4	Lap Time	km/h	Local Time
1		27.527	24.836	25.564		222,3	11:31'42.972
2	20.483	25.555	23.815	24.624	1'34.477	228,9	11:33'17.449
3	20.114	25.370	23.565	24.494	1'33.543	230,4	11:34'50.992
4	20.149	25.238	23.504	24.369	1'33.260	229,4	11:36'24.252
5	20.152	25.312	23.487	24.397	1'33.348	230,4	11:37'57.600
6	20.083	25.287	23.391	24.455	1'33.216	230,9	11:39'30.816
7	20.031	25.170	23.482	24.599	1'33.282	231,4	11:41'04.098
8	24.877	29.681	24.595	33.192	1'52.345P	232,2	11:42'56.443
9	8'09.579	28.433	26.607	27.812	9'32.431P	182,1	11:52'28.874
10	20.197	25.865	23.636	24.599	1'34.297	234,9	11:54'03.171
11	20.084	25.793	23.492	24.648	1'34.017	229,4	11:55'37.188
12	19.983	25.207	23.330	24.374	1'32.894	231,4	11:57'10.082
13	20.320	28.854	23.670	24.582	1'37.426	230,4	11:58'47.508
14	20.021	25.941	24.752	29.840	1'40.554P	222,3	12:00'28.062
15	7'16.295	26.803	23.873	24.693	8'31.664P	227,9	12:08'59.726
16	19.949	25.168	23.236	24.377	1'32.730	232,9	12:10'32.456
17	19.896	25.242	23.235	24.370	1'32.743	230,4	12:12'05.199
18	19.852	25.209	23.221	24.268	1'32.550	230,9	12:13'37.749
19	19.953	25.287	23.552	24.658	1'33.450	229,4	12:15'11.199

9° 36 T. GRADINGER (1'32.244)							
Lap	Seg.1	Seg.2	Seg.3	Seg.4	Lap Time	km/h	Local Time
1		28.185	25.879	25.909		222,8	11:31'53.501
2	21.146	26.463	24.383	25.464	1'37.456	230,9	11:33'30.957
3	20.565	25.738	23.990	24.840	1'35.133	235,4	11:35'06.090
4	20.852	26.015	23.874	24.631	1'35.372	233,4	11:36'41.462
5	20.313	25.875	24.181	24.712	1'35.081	236,4	11:38'16.543
6	20.038	25.392	23.590	24.382	1'33.402	235,4	11:39'49.945
7	19.935	25.375	24.541	24.477	1'34.328	233,4	11:41'24.273
8	19.888	25.555	23.635	24.456	1'33.534	235,4	11:42'57.807
9	19.820	25.152	23.499	24.248	1'32.719	234,9	11:44'30.526
10	19.945	25.966	24.167	29.568	1'39.646P	229,9	11:46'10.172
11	8'26.024	27.530	24.282	24.745	9'42.581P	228,4	11:55'52.753
12	20.043	25.312	23.541	24.376	1'33.272	235,9	11:57'26.025

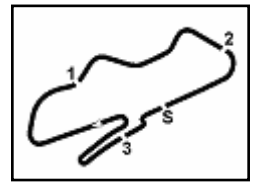
12° 78 H. OKUBO (1'32.693)							
Lap	Seg.1	Seg.2	Seg.3	Seg.4	Lap Time	km/h	Local Time
1		28.273	25.414	25.650		229,4	11:31'55.328
2	21.321	26.355	24.395	25.407	1'37.478	228,9	11:33'32.806
3	20.317	25.908	23.581	24.867	1'34.673	233,9	11:35'07.479
4	20.190	25.923	23.811	24.787	1'34.711	237,5	11:36'42.190
5	20.485	26.089	23.982	25.057	1'35.613	232,4	11:38'17.803
6	20.215	25.917	23.798	24.743	1'34.673	237,5	11:39'52.476
7	19.985	25.425	23.614	24.463	1'33.487	232,9	11:41'25.963
8	20.107	25.437	23.532	24.613	1'33.689	235,9	11:42'59.652
9	19.938	25.171	23.356	24.228	1'32.693	232,4	11:44'32.345
10	19.963	25.557	23.720	33.447	1'42.687P	230,9	11:46'15.032
11	10'04.259	26.267	23.945	24.517	11'18.988P	230,4	11:57'34.020
12	20.036	25.364	23.551	33.225	1'42.176	230,4	11:59'16.196
13	20.295	26.316	24.042	24.850	1'35.503	231,4	12:00'51.699
14	20.188	25.680	23.603	24.707	1'34.178	232,9	12:02'25.877

05/07/2019 P = Pits In/Out - C = Lap Time Cancelled

These data/results cannot be reproduced, stored and/or transmitted in whole or in part by any manner of electronic, mechanical, photocopying, recording, broadcasting or otherwise now known or herein after developed without the previous express consent by the copyright owner, except for reproduction in daily press and regular printed publications on sale to the public within 60 days of the event related to those data/results and always provided that copyright symbol appears together as follows below.

© DORNA WSBK ORGANIZATION Srl 2019





Prosecco DOC UK Round, 5-7 July 2019

Chronological Analysis Free Practice 1st Session

Donington Park 4.023 m

3 / 5

15	21.031	29.093	26.433	31.270	1'47.827P	218,3	12:04'13.704	8	4'49.320	26.253	23.764	24.901	6'04.238P	229,9	11:47'37.837
16	3'22.898	26.122	31.373	30.164	4'50.557P	227,0	12:09'04.261	9	20.680	26.054	24.377	24.678	1'35.789	226,5	11:49'13.626
17	19.969	25.411	23.445	24.952	1'33.777	233,4	12:10'38.038	10	20.481	25.683	24.067	25.296	1'35.527	227,0	11:50'49.153
18	20.144	25.327	23.432	24.502	1'33.405	230,9	12:12'11.443	11	20.441	25.902	24.013	24.766	1'35.122	227,5	11:52'24.275
19	20.360	25.859	1'03.256	27.046	2'16.521	153,6	12:14'27.964	12	20.258	25.626	23.813	24.778	1'34.475	228,4	11:53'58.750
20	20.121	25.968	23.356	24.290	1'33.735	233,9	12:16'01.699	13	20.130	25.472	23.562	24.679	1'33.843	228,4	11:55'32.593

13° 56 P. SEBESTYEN (1'32.698)

Lap	Seg.1	Seg.2	Seg.3	Seg.4	Lap Time	km/h	Local Time
1		28.058	25.536	25.570		223,7	11:31'45.376
2	20.503	26.108	24.020	24.901	1'35.532	231,4	11:33'20.908
3	20.148	25.904	23.925	24.838	1'34.815	230,9	11:34'55.723
4	20.021	25.670	23.519	24.663	1'33.873	231,4	11:36'29.596
5	20.120	25.356	23.638	24.688	1'33.802	231,4	11:38'03.398
6	19.790	25.479	23.580	24.291	1'33.140	231,9	11:39'36.538
7	19.780	25.320	23.629	24.707	1'33.436	231,4	11:41'09.974
8	20.082	25.847	23.962	31.229	1'41.120P	231,4	11:42'51.094
9	9'29.159	25.939	24.098	24.721	10'43.917P	227,5	11:53'35.011
10	19.846	25.533	23.716	24.384	1'33.479	227,0	11:55'08.490
11	19.993	25.401	23.699	25.204	1'34.297	234,4	11:56'42.787
12	19.976	25.659	23.571	24.457	1'33.663	228,4	11:58'16.450
13	19.983	25.358	23.548	24.499	1'33.388	227,9	11:59'49.838
14	20.416	26.139	24.252	29.642	1'40.449P	229,4	12:01'30.287
15	4'56.503	30.112	25.202	24.698	6'16.515P	226,0	12:07'46.802
16	20.075	25.254	23.364	24.321	1'33.014	229,9	12:09'19.816
17	20.183	26.129	23.965	24.472	1'34.749	229,4	12:10'54.565
18	19.959	25.668	24.241	24.569	1'34.437	225,6	12:12'29.002
19	19.822	25.246	23.484	24.188	1'32.740	231,4	12:14'01.742
20	19.783	25.245	23.365	24.305	1'32.698	230,9	12:15'34.440

16° 84 L. CRESSON (1'33.365)

Lap	Seg.1	Seg.2	Seg.3	Seg.4	Lap Time	km/h	Local Time
1		28.980	29.482	27.550		227,5	11:32'01.293
2	20.899	26.683	24.440	25.650	1'37.672	233,4	11:33'38.965
3	20.804	26.208	24.282	25.155	1'36.449	232,9	11:35'15.414
4	20.513	26.187	24.049	24.978	1'35.727	233,4	11:36'51.141
5	20.243	25.763	23.894	24.829	1'34.729	234,9	11:38'25.870
6	20.380	25.867	24.072	24.738	1'35.057	233,4	11:40'00.927
7	22.896	25.954	23.946	24.883	1'37.679	234,9	11:41'38.606
8	20.181	25.732	23.777	24.546	1'34.236	234,9	11:43'12.842
9	20.831	26.048	24.325	27.463	1'38.667P	227,9	11:44'51.509
10	7'20.818	26.429	26.901	27.135	8'41.283P	178,5	11:53'32.792
11	20.239	26.050	24.065	24.691	1'35.045	228,9	11:55'07.837
12	20.308	25.536	23.769	24.754	1'34.367	232,4	11:56'42.204
13	21.254	25.751	23.513	24.599	1'35.117	234,9	11:58'17.321
14	19.959	25.679	23.699	24.336	1'33.673	232,9	11:59'50.994
15	20.028	25.725	23.673	24.478	1'33.904	237,5	12:01'24.898
16	22.122	26.163	24.095	24.610	1'36.990	230,4	12:03'01.888
17	20.118	25.712	23.903	24.557	1'34.290	231,4	12:04'36.178
18	21.044	26.796	24.184	28.281	1'40.305P	227,5	12:06'16.483
19	3'58.273	29.059	25.811	25.534	5'18.677P	216,1	12:11'35.160
20	20.028	25.762	23.466	24.413	1'33.669	234,9	12:13'08.829
21	20.078	25.579	23.521	24.740	1'33.918	238,0	12:14'42.747
22	19.992	25.545	23.475	24.353	1'33.365	234,9	12:16'16.112

14° 94 C. PEROLARI (1'32.812)

Lap	Seg.1	Seg.2	Seg.3	Seg.4	Lap Time	km/h	Local Time
1		27.505	25.008	25.376		229,9	11:31'44.821
2	20.705	25.995	23.963	24.879	1'35.542	232,4	11:33'20.363
3	20.380	25.916	23.735	24.321	1'34.352	232,9	11:34'54.715
4	20.306	25.662	23.704	24.437	1'34.109	234,4	11:36'28.824
5	20.158	25.504	23.684	24.095	1'33.441	232,9	11:38'02.265
6	20.141	25.404	23.562	24.113	1'33.220	233,9	11:39'35.488
7	20.153	25.560	23.742	24.328	1'33.783	235,9	11:41'09.268
8	23.122	27.718	24.626	29.640	1'45.106P	216,9	11:42'54.374
9	7'59.094	25.909	23.881	24.532	9'13.416P	230,9	11:52'07.790
10	20.121	25.409	23.510	24.034	1'33.074	232,9	11:53'40.864
11	20.002	25.426	23.586	23.934	1'32.948	233,4	11:55'13.812
12	20.100	25.453	26.037	25.541	1'37.131	178,5	11:56'50.943
13	19.880	25.474	23.429	24.029	1'32.812	233,9	11:58'23.755
14	21.183	26.388	24.644	27.796	1'40.011P	227,5	12:00'03.766
15	4'19.576	27.915	26.464	29.132	5'43.087P	225,6	12:05'46.853
16	20.652	26.147	24.295	24.601	1'35.695	229,4	12:07'22.548
17	20.204	25.480	25.318	27.803	1'38.805	233,9	12:09'01.353
18	20.002	25.371	23.487	28.757	1'37.617P	234,4	12:10'38.970
19	40.068	26.658	24.790	24.884	1'56.400P	216,5	12:12'35.370
20	19.936	25.967	26.183	25.808	1'37.894	215,6	12:14'13.264
21	20.050	25.482	23.377	24.282	1'33.191	234,9	12:15'46.455

15° 47 R. HARTOG (1'32.886)

Lap	Seg.1	Seg.2	Seg.3	Seg.4	Lap Time	km/h	Local Time
1		28.770	25.695	26.133		231,9	11:31'48.174
2	21.355	27.264	24.668	25.721	1'39.008	231,9	11:33'27.182
3	20.666	26.262	24.170	25.105	1'36.203	230,9	11:35'03.385
4	20.594	25.786	23.746	25.115	1'35.241	228,4	11:36'38.626
5	20.749	25.885	24.086	24.917	1'35.637	229,9	11:38'14.263
6	20.290	25.722	23.651	24.595	1'34.258	229,9	11:39'48.521
7	20.682	27.434	26.247	30.715	1'45.078P	202,3	11:41'33.599

17° 10 N. CALERO (1'33.995)

Lap	Seg.1	Seg.2	Seg.3	Seg.4	Lap Time	km/h	Local Time
1		28.174	25.279	31.381		229,4	11:32'01.302
2	21.221	27.112	24.892	25.756	1'38.981	224,2	11:33'40.283
3	20.584	26.875	24.628	25.233	1'37.320	228,4	11:35'17.603
4	20.660	26.391	24.424	25.067	1'36.542	227,9	11:36'54.145
5	20.611	26.144	24.211	24.890	1'35.856	229,4	11:38'30.001
6	20.109	25.869	26.053	28.408	1'40.439	228,4	11:40'10.440
7	20.541	26.024	24.644	25.518	1'36.727	232,4	11:41'47.167
8	21.346	26.822	24.803	25.188	1'38.159	228,9	11:43'25.326
9	20.231	25.817	24.045	24.853	1'34.946	229,4	11:45'00.272
10	20.748	26.859	24.878	28.038	1'40.523P	227,5	11:46'40.795
11	7'53.924	28.657	24.952	25.332	9'12.865P	216,9	11:55'53.660
12	20.235	26.656	26.418	29.038	1'42.347	209,8	11:57'36.007
13	20.302	25.502	23.895	29.070	1'38.769	232,9	11:59'14.776
14	21.416	26.356	24.397	25.020	1'37.189	229,4	12:00'51.965
15	20.361	25.660	23.506	24.635	1'34.162	233,9	12:02'26.127
16	21.085	27.160	25.432	29.683	1'43.360P	219,6	12:04'09.487
17	3'27.431	26.141	26.636	32.374	4'52.582P	226,5	12:09'02.069
18	20.534	26.059	24.141	25.461	1'36.195	230,9	12:10'38.264
19	20.238	25.301	23.540	24.916	1'33.995	231,9	12:12'12.259
20	20.071	25.612	27.229	27.751	1'40.663	228,9	12:13'52.922
21	20.117	25.534	23.698	24.770	1'34.119	231,9	12:15'27.041

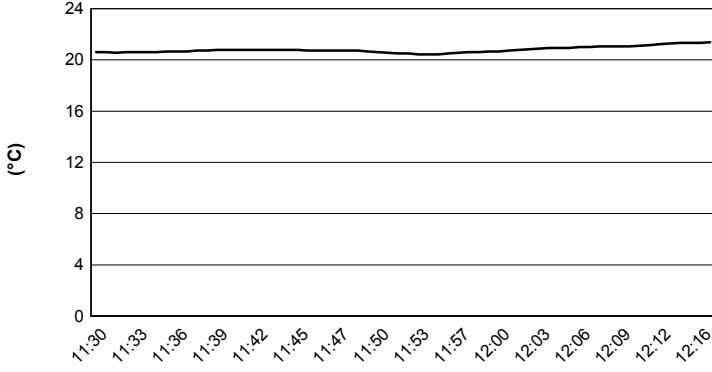
05/07/2019 P = Pits In/Out - C = Lap Time Cancelled

These data/results cannot be reproduced, stored and/or transmitted in whole or in part by any manner of electronic, mechanical, photocopying, recording, broadcasting or otherwise now known or herein after developed without the previous express consent by the copyright owner, except for reproduction in daily press and regular printed publications on sale to the public within 60 days of the event related to those data/results and always provided that copyright symbol appears together as follows below.

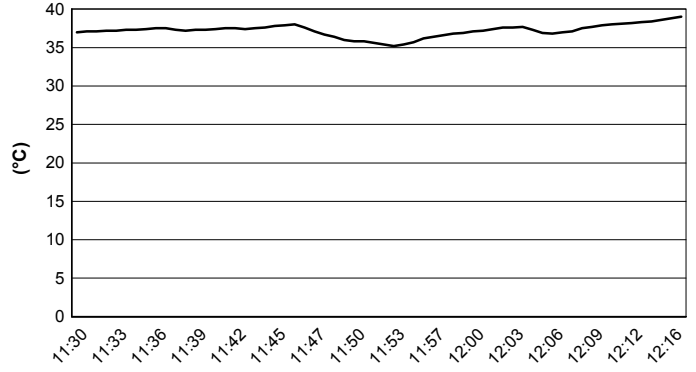
© DORNA WSBK ORGANIZATION Srl 2019

Prosecco DOC UK Round, 5-7 July 2019
Weather Report Free Practice 1st Session
 Session started 11:30 - Session ended 12:17

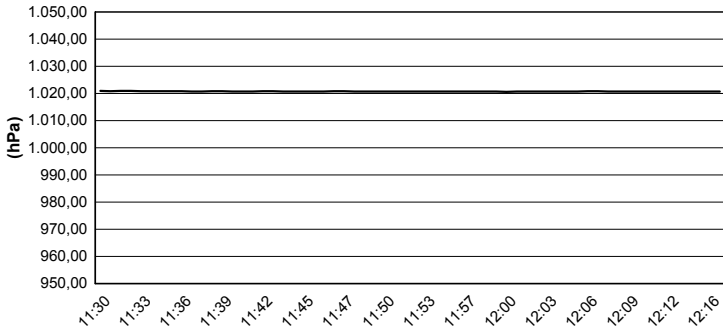
Air Temperature



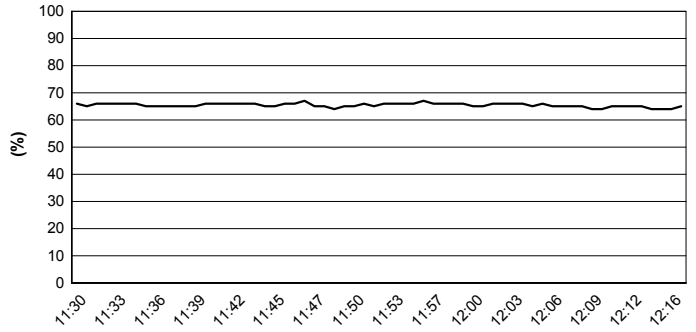
Track Temperature



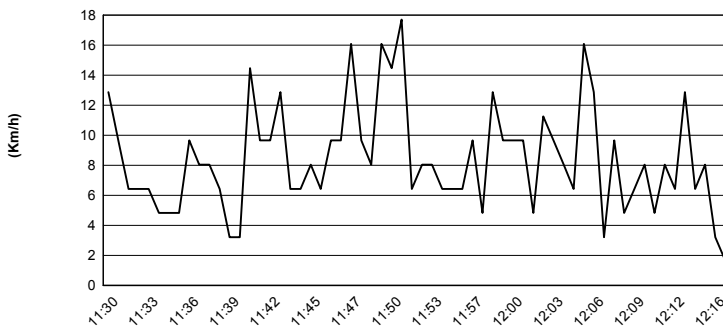
Air Pressure



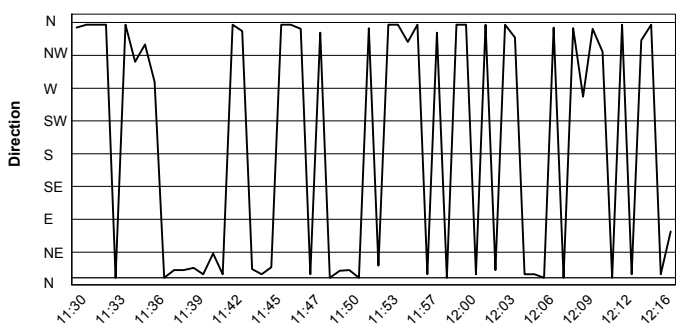
Humidity



Wind Speed



Wind Direction



05/07/2019

These data/results cannot be reproduced, stored and/or transmitted in whole or in part by any manner of electronic, mechanical, photocopying, recording, broadcasting or otherwise now known or herein after developed without the previous express consent by the copyright owner, except for reproduction in daily press and regular printed publications on sale to the public within 60 days of the event related to those data/results and always provided that copyright symbol appears together as follows below.

© DORNA WSBK ORGANIZATION Srl 2019