

Prosecco DOC UK Round, 5-7 July 2019

Free Practices Combined Results

No.	Rider	Nat	Team	Bike	Class	FP1	FP2	FP3	Time	Gap	Rel.	Avg	LL
1	16 J. CLUZEL	FRA	GMT94 YAMAHA	Yamaha YZF R6		1'31.374	1'30.888	1'40.662	1'30.888			159,348	52
2	21 R. KRUMMENACHER	SUI	BARDAHL Evan Bros. WorldSSP Team	Yamaha YZF R6		1'31.668	1'31.078	1'40.750	1'31.078	0.190	0.190	159,015	51
3	38 H. SOOMER	EST	MPM WILSport Racedays	Honda CBR600RR		1'32.166	1'31.308	1'43.275	1'31.308	0.420	0.230	158,615	48
4	44 L. MAHIAS	FRA	Kawasaki Puccetti Racing	Kawasaki ZX-6R		1'31.600	1'31.392	1'46.563	1'31.392	0.504	0.084	158,469	42
5	64 F. CARICASULO	ITA	BARDAHL Evan Bros. WorldSSP Team	Yamaha YZF R6		1'32.054	1'31.399	1'39.631	1'31.399	0.511	0.007	158,457	40
6	3 R. DE ROSA	ITA	MV AGUSTA Reparto Corse	MV Agusta F3 675		1'32.058	1'31.483	1'40.082	1'31.483	0.595	0.084	158,311	51
7	86 A. BADOVINI	ITA	Team Pedercini Racing	Kawasaki ZX-6R		1'31.945	1'31.601	1'39.758	1'31.601	0.713	0.118	158,107	43
8	14 J. KENNEDY	IRL	Appleyard Macadam Integro	Yamaha YZF R6		1'31.992	1'31.739	1'40.594	1'31.739	0.851	0.138	157,870	45
9	32 I. VINALES	ESP	Kallio Racing	Yamaha YZF R6		1'32.297	1'31.847	1'39.947	1'31.847	0.959	0.108	157,684	42
10	2 B. JONES	GBR	Appleyard Macadam Integro	Yamaha YZF R6		1'32.550	1'31.909	1'41.874	1'31.909	1.021	0.062	157,578	52
11	36 T. GRADINGER	AUT	Kallio Racing	Yamaha YZF R6		1'32.244	1'32.051	1'44.396	1'32.051	1.163	0.142	157,335	48
12	56 P. SEBESTYEN	HUN	CIA Landlord Insurance Honda	Honda CBR600RR		1'32.698	1'32.163	1'43.625	1'32.163	1.275	0.112	157,143	47
13	78 H. OKUBO	JPN	Kawasaki Puccetti Racing	Kawasaki ZX-6R		1'32.693	1'32.248	1'44.280	1'32.248	1.360	0.085	156,999	47
14	47 R. HARTOG	NED	Team Hartog - Against Cancer	Kawasaki ZX-6R		1'32.886	1'32.381	1'49.363	1'32.381	1.493	0.133	156,772	42
15	11 K. SMITH	GBR	Team Pedercini Racing	Kawasaki ZX-6R	ESS		1'32.468	1'39.124	1'32.468	1.580	0.087	156,625	29
16	94 C. PEROLARI	FRA	GMT94 YAMAHA	Yamaha YZF R6		1'32.812	1'32.527	1'42.633	1'32.527	1.639	0.059	156,525	55
17	84 L. CRESSON	BEL	Kallio Racing	Yamaha YZF R6		1'33.365	1'33.295	1'44.433	1'33.295	2.407	0.768	155,237	39
18	95 J. DANILO	FRA	CIA Landlord Insurance Honda	Honda CBR600RR		1'34.494	1'33.516	1'38.785	1'33.516	2.628	0.221	154,870	44
19	10 N. CALERO	ESP	Orelac Racing VerdNatura	Kawasaki ZX-6R		1'33.995	1'33.535	1'45.072	1'33.535	2.647	0.019	154,838	40
20	30 G. VAN STRAALEN	NED	EAB Racing Team	Kawasaki ZX-6R		1'34.868	1'33.677	1'43.420	1'33.677	2.789	0.142	154,604	52
21	22 F. FULIGNI	ITA	MV AGUSTA Reparto Corse	MV Agusta F3 675		1'34.631	1'33.820	1'46.634	1'33.820	2.932	0.143	154,368	52
22	74 J. VAN SIKKELERUS	NED	MPM WILSport Racedays	Honda CBR600RR		1'34.530	1'35.205		1'34.530	3.642	0.710	153,209	37
23	4 C. STANGE	GER	GEMAR - Ciociaria Corse WorldSSP Team	Honda CBR600RR		1'36.327	1'34.635	1'44.021	1'34.635	3.747	0.105	153,039	41
24	66 A. TOLEDO	ESP	MS Racing	Yamaha YZF R6		1'36.292	1'34.777	1'46.417	1'34.777	3.889	0.142	152,809	53
25	53 G. SCONZA	ITA	GEMAR - Ciociaria Corse WorldSSP Team	Honda CBR600RR		1'37.941	1'36.183	1'43.603	1'36.183	5.295	1.406	150,575	45
26	40 A. GYORFI	HUN	Team Toth	Yamaha YZF R6		1'38.963	1'36.676	1'48.837	1'36.676	5.788	0.493	149,808	50
27	67 G. MATERN	FRA	Flembbo Leader Team	Kawasaki ZX-6R	ESS	1'39.629	1'39.140	1'54.559	1'39.140	8.252	2.464	146,084	44

06/07/2019

These data/results cannot be reproduced, stored and/or transmitted in whole or in part by any manner of electronic, mechanical, photocopying, recording, broadcasting or otherwise now known or herein after developed without the previous express consent by the copyright owner, except for reproduction in daily press and regular printed publications on sale to the public within 60 days of the event related to those data/results and always provided that copyright symbol appears together as follows below.

© DORNA WSBK ORGANIZATION Srl 2019

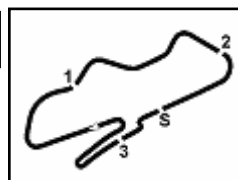
PIRELLI PERUGIA TIMING



Official Tyre Supplier



Official Timekeeper



Prosecco DOC UK Round, 5-7 July 2019

Results Free Practice 3rd Session

No.	Rider	Nat	Team	Bike	Class	Time	Gap	Rel.	Laps	Speed	
										Avg	Max
1	95 J. DANILO	FRA	CIA Landlord Insurance Honda	Honda CBR600RR		1'38.785			8	146,609	228,4
2	11 K. SMITH	GBR	Team Pedercini Racing	Kawasaki ZX-6R	ESS	1'39.124	0.339	0.339	10	146,108	230,4
3	64 F. CARICASULO	ITA	BARDAHL Evan Bros. WorldSSP Team	Yamaha YZF R6		1'39.631	0.846	0.507	11	145,364	233,9
4	86 A. BADOVINI	ITA	Team Pedercini Racing	Kawasaki ZX-6R		1'39.758	0.973	0.127	9	145,179	228,9
5	32 I. VINALES	ESP	Kallio Racing	Yamaha YZF R6		1'39.947	1.162	0.189	9	144,905	230,4
6	3 R. DE ROSA	ITA	MV AGUSTA Reparto Corse	MV Agusta F3 675		1'40.082	1.297	0.135	10	144,709	229,9
7	14 J. KENNEDY	IRL	Appleyard Macadam Integro	Yamaha YZF R6		1'40.594	1.809	0.512	8	143,973	225,6
8	16 J. CLUZEL	FRA	GMT94 YAMAHA	Yamaha YZF R6		1'40.662	1.877	0.068	9	143,876	231,9
9	21 R. KRUMMENACHER	SUI	BARDAHL Evan Bros. WorldSSP Team	Yamaha YZF R6		1'40.750	1.965	0.088	9	143,750	232,9
10	2 B. JONES	GBR	Appleyard Macadam Integro	Yamaha YZF R6		1'41.874	3.089	1.124	10	142,164	223,2
11	94 C. PEROLARI	FRA	GMT94 YAMAHA	Yamaha YZF R6		1'42.633	3.848	0.759	11	141,113	226,0
12	38 H. SOOMER	EST	MPM WILSport Racedays	Honda CBR600RR		1'43.275	4.490	0.642	10	140,235	222,8
13	30 G. VAN STRAALEN	NED	EAB Racing Team	Kawasaki ZX-6R		1'43.420	4.635	0.145	9	140,039	226,5
14	53 G. SCONZA	ITA	GEMAR - Ciociaria Corse WorldSSP Team	Honda CBR600RR		1'43.603	4.818	0.183	7	139,791	223,7
15	56 P. SEBESTYEN	HUN	CIA Landlord Insurance Honda	Honda CBR600RR		1'43.625	4.840	0.022	10	139,762	223,7
16	4 C. STANGE	GER	GEMAR - Ciociaria Corse WorldSSP Team	Honda CBR600RR		1'44.021	5.236	0.396	7	139,230	222,8
17	78 H. OKUBO	JPN	Kawasaki Puccetti Racing	Kawasaki ZX-6R		1'44.280	5.495	0.259	10	138,884	224,6
18	36 T. GRADINGER	AUT	Kallio Racing	Yamaha YZF R6		1'44.396	5.611	0.116	8	138,729	226,5
19	84 L. CRESSON	BEL	Kallio Racing	Yamaha YZF R6		1'44.433	5.648	0.037	9	138,680	227,5
20	10 N. CALERO	ESP	Orelac Racing VerdNatura	Kawasaki ZX-6R		1'45.072	6.287	0.639	10	137,837	225,1
----- Out 107% in this Session -----											
21	66 A. TOLEDO	ESP	MS Racing	Yamaha YZF R6		1'46.417	7.632	1.345	9	136,095	224,6
22	44 L. MAHIAS	FRA	Kawasaki Puccetti Racing	Kawasaki ZX-6R		1'46.563	7.778	0.146	3	135,908	223,7
23	22 F. FULIGNI	ITA	MV AGUSTA Reparto Corse	MV Agusta F3 675		1'46.634	7.849	0.071	9	135,818	228,9
24	40 A. GYORFI	HUN	Team Toth	Yamaha YZF R6		1'48.837	10.052	2.203	9	133,069	219,1
25	47 R. HARTOG	NED	Team Hartog - Against Cancer	Kawasaki ZX-6R		1'49.363	10.578	0.526	7	132,429	221,9
26	67 G. MATERN	FRA	Flembo Leader Team	Kawasaki ZX-6R	ESS	1'54.559	15.774	5.196	9	126,422	217,8
27	74 J. VAN SIKKELERUS	NED	MPM WILSport Racedays	Honda CBR600RR					3		218,3

Qualifying Lap Time (107% of 1'38.785): 1'45.701

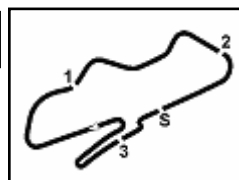
AIR	Humidity:	86%	Temp:	16°C
TRACK	Condition:	Wet	Temp:	18°C

Records	Pole (QP)	2015 K.Sofuoglu	1'29.925	161,050	Km/h
	Race (RC)	2015 J.Cluzel	1'30.425	160,160	Km/h
	All Times (QP)	2015 K.Sofuoglu	1'29.925	161,050	Km/h

Start 06/07/2019 09:30 End 09:51 The results are provisional until the end of the time limit for protests and appeals and the completion of the technical checks.

These data/results cannot be reproduced, stored and/or transmitted in whole or in part by any manner of electronic, mechanical, photocopying, recording, broadcasting or otherwise now known or herein after developed without the previous express consent by the copyright owner, except for reproduction in daily press and regular printed publications on sale to the public within 60 days of the event related to those data/results and always provided that copyright symbol appears together as follows below.

© DORNA WSBK ORGANIZATION Srl 2019



Prosecco DOC UK Round, 5-7 July 2019

Results Free Practice 3rd Session

Session Highlights

Local Time	No. Rider	Description
09.30.00		Start
09.44.42	22 F. FULIGNI	Current Lap Cancelled - Exceeded Track Limits - Turn 10
09.45.46	66 A. TOLEDO	Current Lap Cancelled - Exceeded Track Limits - Turn 10
09.51.41		End Of Session

Fastest Laps Sequence

No.	Rider	Nat	Team	Bike	Local Time	Time	Gap	Avg
94	C. PEROLARI	FRA	GMT94 YAMAHA	Yamaha YZF R6	09:33'46.033	1'48.970		132,906
21	R. KRUMMENACHER	SUI	BARDAHL Evan Bros. WorldSSP Team	Yamaha YZF R6	09:33'46.270	1'47.220	-1.750	135,076
64	F. CARICASULO	ITA	BARDAHL Evan Bros. WorldSSP Team	Yamaha YZF R6	09:35'54.559	1'45.885	-1.335	136,779
14	J. KENNEDY	IRL	Appleyard Macadam Integro	Yamaha YZF R6	09:37'03.639	1'45.505	-0.380	137,271
11	K. SMITH	GBR	Team Pedercini Racing	Kawasaki ZX-6R	09:37'21.426	1'44.671	-0.834	138,365
16	J. CLUZEL	FRA	GMT94 YAMAHA	Yamaha YZF R6	09:38'52.955	1'44.423	-0.248	138,694
11	K. SMITH	GBR	Team Pedercini Racing	Kawasaki ZX-6R	09:39'04.534	1'43.108	-1.315	140,462
11	K. SMITH	GBR	Team Pedercini Racing	Kawasaki ZX-6R	09:40'47.264	1'42.730	-0.378	140,979
11	K. SMITH	GBR	Team Pedercini Racing	Kawasaki ZX-6R	09:42'28.832	1'41.568	-1.162	142,592
64	F. CARICASULO	ITA	BARDAHL Evan Bros. WorldSSP Team	Yamaha YZF R6	09:46'16.338	1'40.165	-1.403	144,589
95	J. DANILO	FRA	CIA Landlord Insurance Honda	Honda CBR600RR	09:48'58.585	1'39.781	-0.384	145,146
95	J. DANILO	FRA	CIA Landlord Insurance Honda	Honda CBR600RR	09:50'37.370	1'38.785	-0.996	146,609

Start End The results are provisional until the end of the time limit for protests and appeals
 06/07/2019 09:30 09:51 and the completion of the technical checks.

These data/results cannot be reproduced, stored and/or transmitted in whole or in part by any manner of electronic, mechanical, photocopying, recording, broadcasting or otherwise now known or herein after developed without the previous express consent by the copyright owner, except for reproduction in daily press and regular printed publications on sale to the public within 60 days of the event related to those data/results and always provided that copyright symbol appears together as follows below.

© DORNA WSBK ORGANIZATION Srl 2019



Prosecco DOC UK Round, 5-7 July 2019 Best Sectors & Speed Free Practice 3rd Session

BEST LAP		
1	95 J. DANILO	Honda CBR600RR 1'38.785
2	11 K. SMITH	Kawasaki ZX-6R 1'39.124
3	64 F. CARICASULO	Yamaha YZF R6 1'39.631
4	86 A. BADOVINI	Kawasaki ZX-6R 1'39.758
5	32 I. VINALES	Yamaha YZF R6 1'39.947
6	3 R. DE ROSA	MV Agusta F3 675 1'40.082
7	14 J. KENNEDY	Yamaha YZF R6 1'40.594
8	16 J. CLUZEL	Yamaha YZF R6 1'40.662
9	21 R. KRUMMENACHER	Yamaha YZF R6 1'40.750
10	2 B. JONES	Yamaha YZF R6 1'41.874
11	94 C. PEROLARI	Yamaha YZF R6 1'42.633
12	38 H. SOOMER	Honda CBR600RR 1'43.275
13	30 G. VAN STRAALLEN	Kawasaki ZX-6R 1'43.420
14	53 G. SCONZA	Honda CBR600RR 1'43.603
15	56 P. SEBESTYEN	Honda CBR600RR 1'43.625
16	4 C. STANGE	Honda CBR600RR 1'44.021
17	78 H. OKUBO	Kawasaki ZX-6R 1'44.280
18	36 T. GRADINGER	Yamaha YZF R6 1'44.396
19	84 L. CRESSON	Yamaha YZF R6 1'44.433
20	10 N. CALERO	Kawasaki ZX-6R 1'45.072
21	66 A. TOLEDO	Yamaha YZF R6 1'46.417
22	44 L. MAHIAS	Kawasaki ZX-6R 1'46.563
23	22 F. FULIGNI	MV Agusta F3 675 1'46.634
24	40 A. GYORFI	Yamaha YZF R6 1'48.837
25	47 R. HARTOG	Kawasaki ZX-6R 1'49.363
26	67 G. MATERN	Kawasaki ZX-6R 1'54.559
27	74 J. VAN SIKKELERUS	Honda CBR600RR

SPEED		
1	64 F. CARICASULO	Yamaha YZF R6 233.9
2	21 R. KRUMMENACHER	Yamaha YZF R6 232.9
3	16 J. CLUZEL	Yamaha YZF R6 231.9
4	11 K. SMITH	Kawasaki ZX-6R 230.4
5	32 I. VINALES	Yamaha YZF R6 230.4
6	3 R. DE ROSA	MV Agusta F3 675 229.9
7	22 F. FULIGNI	MV Agusta F3 675 228.9
8	86 A. BADOVINI	Kawasaki ZX-6R 228.9
9	95 J. DANILO	Honda CBR600RR 228.4
10	84 L. CRESSON	Yamaha YZF R6 227.5
11	36 T. GRADINGER	Yamaha YZF R6 226.5
12	30 G. VAN STRAALLEN	Kawasaki ZX-6R 226.5
13	94 C. PEROLARI	Yamaha YZF R6 226.0
14	14 J. KENNEDY	Yamaha YZF R6 225.6
15	10 N. CALERO	Kawasaki ZX-6R 225.1
16	78 H. OKUBO	Kawasaki ZX-6R 224.6
17	66 A. TOLEDO	Yamaha YZF R6 224.6
18	44 L. MAHIAS	Kawasaki ZX-6R 223.7
19	56 P. SEBESTYEN	Honda CBR600RR 223.7
20	53 G. SCONZA	Honda CBR600RR 223.7
21	2 B. JONES	Yamaha YZF R6 223.2
22	38 H. SOOMER	Honda CBR600RR 222.8
23	4 C. STANGE	Honda CBR600RR 222.8
24	47 R. HARTOG	Kawasaki ZX-6R 221.9
25	40 A. GYORFI	Yamaha YZF R6 219.1
26	74 J. VAN SIKKELERUS	Honda CBR600RR 218.3
27	67 G. MATERN	Kawasaki ZX-6R 217.8

SEG. 1		
1	95 J. DANILO	20.829
2	11 K. SMITH	20.964
3	32 I. VINALES	21.011
4	14 J. KENNEDY	21.088
5	3 R. DE ROSA	21.112
6	64 F. CARICASULO	21.199
7	86 A. BADOVINI	21.227
8	16 J. CLUZEL	21.297
9	21 R. KRUMMENACHER	21.310
10	2 B. JONES	21.500
11	94 C. PEROLARI	21.580
12	38 H. SOOMER	21.751
13	30 G. VAN STRAALLEN	21.778
14	36 T. GRADINGER	21.788
15	84 L. CRESSON	21.873
16	10 N. CALERO	22.072
17	53 G. SCONZA	22.161
18	56 P. SEBESTYEN	22.193
19	4 C. STANGE	22.320
20	78 H. OKUBO	22.353
21	22 F. FULIGNI	22.446
22	66 A. TOLEDO	22.530
23	44 L. MAHIAS	22.629
24	47 R. HARTOG	23.008
25	74 J. VAN SIKKELERUS	23.082
26	40 A. GYORFI	23.309
27	67 G. MATERN	24.159

SEG. 2		
1	11 K. SMITH	27.295
2	32 I. VINALES	27.477
3	3 R. DE ROSA	27.553
4	86 A. BADOVINI	27.599
5	95 J. DANILO	27.650
6	21 R. KRUMMENACHER	27.806
7	14 J. KENNEDY	27.867
8	64 F. CARICASULO	27.891
9	16 J. CLUZEL	27.919
10	2 B. JONES	27.964
11	94 C. PEROLARI	28.274
12	38 H. SOOMER	28.462
13	53 G. SCONZA	28.643
14	36 T. GRADINGER	28.669
15	30 G. VAN STRAALLEN	28.827
16	78 H. OKUBO	28.876
17	10 N. CALERO	28.926
18	4 C. STANGE	28.927
19	56 P. SEBESTYEN	28.937
20	84 L. CRESSON	29.088
21	66 A. TOLEDO	29.600
22	22 F. FULIGNI	29.783
23	74 J. VAN SIKKELERUS	29.971
24	44 L. MAHIAS	29.992
25	40 A. GYORFI	30.136
26	47 R. HARTOG	30.455
27	67 G. MATERN	31.785

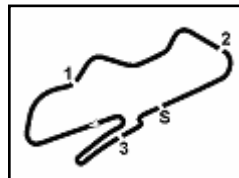
SEG. 3		
1	64 F. CARICASULO	25.060
2	11 K. SMITH	25.096
3	86 A. BADOVINI	25.198
4	95 J. DANILO	25.243
5	21 R. KRUMMENACHER	25.245
6	32 I. VINALES	25.534
7	16 J. CLUZEL	25.626
8	14 J. KENNEDY	25.627
9	53 G. SCONZA	25.630
10	3 R. DE ROSA	25.695
11	2 B. JONES	25.999
12	94 C. PEROLARI	26.164
13	4 C. STANGE	26.226
14	30 G. VAN STRAALLEN	26.247
15	56 P. SEBESTYEN	26.248
16	38 H. SOOMER	26.462
17	36 T. GRADINGER	26.497
18	78 H. OKUBO	26.608
19	10 N. CALERO	26.621
20	66 A. TOLEDO	26.722
21	84 L. CRESSON	26.797
22	22 F. FULIGNI	26.848
23	44 L. MAHIAS	26.931
24	40 A. GYORFI	27.278
25	74 J. VAN SIKKELERUS	27.345
26	47 R. HARTOG	27.621
27	67 G. MATERN	28.271

SEG. 4		
1	95 J. DANILO	25.063
2	64 F. CARICASULO	25.221
3	3 R. DE ROSA	25.722
4	86 A. BADOVINI	25.734
5	16 J. CLUZEL	25.746
6	11 K. SMITH	25.769
7	21 R. KRUMMENACHER	25.799
8	32 I. VINALES	25.805
9	14 J. KENNEDY	26.012
10	94 C. PEROLARI	26.195
11	56 P. SEBESTYEN	26.247
12	38 H. SOOMER	26.332
13	2 B. JONES	26.411
14	78 H. OKUBO	26.443
15	4 C. STANGE	26.548
16	30 G. VAN STRAALLEN	26.568
17	84 L. CRESSON	26.675
18	36 T. GRADINGER	26.689
19	53 G. SCONZA	26.986
20	44 L. MAHIAS	27.011
21	10 N. CALERO	27.019
22	22 F. FULIGNI	27.064
23	66 A. TOLEDO	27.383
24	40 A. GYORFI	28.114
25	74 J. VAN SIKKELERUS	28.170
26	47 R. HARTOG	28.279
27	67 G. MATERN	29.248

06/07/2019

These data/results cannot be reproduced, stored and/or transmitted in whole or in part by any manner of electronic, mechanical, photocopying, recording, broadcasting or otherwise now known or herein after developed without the previous express consent by the copyright owner, except for reproduction in daily press and regular printed publications on sale to the public within 60 days of the event related to those data/results and always provided that copyright symbol appears together as follows below.

© DORNA WSBK ORGANIZATION Srl 2019



Donington Park 4.023 m

Prosecco DOC UK Round, 5-7 July 2019

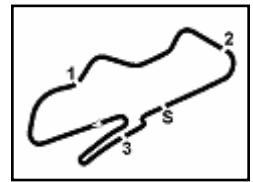
Ideal Times Free Practice 3rd Session

No.	Rider	Nat	Bike	Seg. 1	Seg. 2	Seg. 3	Seg. 4	Ideal Time					
				Diff. 1	Diff. 2	Diff. 3	Diff. 4	Best Lap	Pos.	Diff.			
1	95 J. DANILO	FRA	Honda CBR600RR	20.829	27.650	25.243	25.063	1'38.785	1'38.785	1			
2	11 K. SMITH	GBR	Kawasaki ZX-6R	20.964	27.295	25.096	25.769	1'39.124	1'39.124	2			
3	64 F. CARICASULO	ITA	Yamaha YZF R6	21.199	27.891 +0.260	25.060	25.221	1'39.371	1'39.631	3	0.260		
4	86 A. BADOVINI	ITA	Kawasaki ZX-6R	21.227	27.599	25.198	25.734	1'39.758	1'39.758	4			
5	32 I. VINALES	ESP	Yamaha YZF R6	21.011	27.477	25.534	25.805 +0.120	1'39.827	1'39.947	5	0.120		
6	3 R. DE ROSA	ITA	MV Agusta F3 675	21.112	27.553	25.695	25.722	1'40.082	1'40.082	6			
7	21 R. KRUMMENACHER	SUI	Yamaha YZF R6	21.310	27.806	25.245 +0.466	25.799 +0.124	1'40.160	1'40.750	9	0.590		
8	16 J. CLUZEL	FRA	Yamaha YZF R6	21.297 +0.009	27.919 +0.065	25.626	25.746	1'40.588	1'40.662	8	0.074		
9	14 J. KENNEDY	IRL	Yamaha YZF R6	21.088	27.867	25.627	26.012	1'40.594	1'40.594	7			
10	2 B. JONES	GBR	Yamaha YZF R6	21.500	27.964	25.999	26.411	1'41.874	1'41.874	10			
11	94 C. PEROLARI	FRA	Yamaha YZF R6	21.580	28.274	26.164 +0.281	26.195 +0.139	1'42.213	1'42.633	11	0.420		
12	38 H. SOOMER	EST	Honda CBR600RR	21.751	28.462 +0.268	26.462	26.332	1'43.007	1'43.275	12	0.268		
13	53 G. SCONZA	ITA	Honda CBR600RR	22.161	28.643	25.630	26.986 +0.183	1'43.420	1'43.603	14	0.183		
14	30 G. VAN STRAALEN	NED	Kawasaki ZX-6R	21.778	28.827	26.247	26.568	1'43.420	1'43.420	13			
15	56 P. SEBESTYEN	HUN	Honda CBR600RR	22.193	28.937	26.248	26.247	1'43.625	1'43.625	15			
16	36 T. GRADINGER	AUT	Yamaha YZF R6	21.788 +0.223	28.669 +0.530	26.497	26.689	1'43.643	1'44.396	18	0.753		
17	4 C. STANGE	GER	Honda CBR600RR	22.320	28.927	26.226	26.548	1'44.021	1'44.021	16			
18	78 H. OKUBO	JPN	Kawasaki ZX-6R	22.353	28.876	26.608	26.443	1'44.280	1'44.280	17			
19	84 L. CRESSON	BEL	Yamaha YZF R6	21.873	29.088	26.797	26.675	1'44.433	1'44.433	19			
20	10 N. CALERO	ESP	Kawasaki ZX-6R	22.072 +0.138	28.926	26.621	27.019 +0.296	1'44.638	1'45.072	20	0.434		
21	22 F. FULIGNI	ITA	MV Agusta F3 675	22.446	29.783 +0.069	26.848 +0.424	27.064	1'46.141	1'46.634	23	0.493		
22	66 A. TOLEDO	ESP	Yamaha YZF R6	22.530 +0.108	29.600	26.722	27.383 +0.074	1'46.235	1'46.417	21	0.182		
23	44 L. MAHIAS	FRA	Kawasaki ZX-6R	22.629	29.992	26.931	27.011	1'46.563	1'46.563	22			
24	40 A. GYORFI	HUN	Yamaha YZF R6	23.309	30.136	27.278	28.114	1'48.837	1'48.837	24			
25	47 R. HARTOG	NED	Kawasaki ZX-6R	23.008	30.455	27.621	28.279	1'49.363	1'49.363	25			
26	67 G. MATERN	FRA	Kawasaki ZX-6R	24.159	31.785	28.271 +1.096	29.248	1'53.463	1'54.559	26	1.096		
74	J. VAN SIKKELERUS	NED	Honda CBR600RR	One or more sectors missing									
Overall Ideal Time				20.829	27.295	25.060	25.063	1'38.247					

06/07/2019
These data/results cannot be reproduced, stored and/or transmitted in whole or in part by any manner of electronic, mechanical, photocopying, recording, broadcasting or otherwise now known or herein after developed without the previous express consent by the copyright owner, except for reproduction in daily press and regular printed publications on sale to the public within 60 days of the event related to those data/results and always provided that copyright symbol appears together as follows below.
© DORNA WSBK ORGANIZATION Srl 2019

FICR PERUGIA TIMING





Prosecco DOC UK Round, 5-7 July 2019

Chronological Analysis Free Practice 3rd Session

Donington Park 4.023 m

1 / 3

1° 95 J. DANILO (1'38.785)							
Lap	Seg.1	Seg.2	Seg.3	Seg.4	Lap Time	km/h	Local Time
1		32.780	29.641	29.792		211,8	9:32'21.095
2	24.628	31.320	27.833	28.963	1'52.744	218,3	9:34'13.839
3	24.239	30.892	27.805	28.771	1'51.707	213,5	9:36'05.546
4	23.226	31.118	28.071	32.488	1'54.903P	216,1	9:38'00.449
5	4'21.436	31.610	29.161	27.434	5'49.641P	221,4	9:43'50.090
6	22.308	30.149	27.336	26.342	1'46.135	227,5	9:45'36.225
7	21.289	28.801	25.845	26.644	1'42.579	226,5	9:47'18.804
8	21.063	27.959	25.341	25.418	1'39.781	228,4	9:48'58.585
9	20.829	27.650	25.243	25.063	1'38.785	228,4	9:50'37.370

2° 11 K. SMITH (1'39.124)							
Lap	Seg.1	Seg.2	Seg.3	Seg.4	Lap Time	km/h	Local Time
1		32.215	28.202	28.467		220,5	9:32'01.959
2	23.158	29.946	26.911	27.296	1'47.311	222,8	9:33'49.270
3	22.184	30.471	27.690	27.140	1'47.485	211,8	9:35'36.755
4	22.199	29.078	26.307	27.087	1'44.671	224,6	9:37'21.426
5	21.794	28.472	26.055	26.787	1'43.108	225,6	9:39'04.534
6	21.624	28.597	25.996	26.513	1'42.730	225,6	9:40'47.264
7	21.386	28.056	25.698	26.428	1'41.568	226,0	9:42'28.832
8	21.279	28.364	26.417	30.900	1'46.960P	226,5	9:44'15.792
9	2'13.960	28.413	25.783	26.194	3'34.350P	226,5	9:47'50.142
10	21.269	27.688	25.509	25.987	1'40.453	230,4	9:49'30.595
11	20.964	27.295	25.096	25.769	1'39.124	227,0	9:51'09.719

3° 64 F. CARICASULO (1'39.631)							
Lap	Seg.1	Seg.2	Seg.3	Seg.4	Lap Time	km/h	Local Time
1		32.801	29.232	28.211		220,0	9:32'19.555
2	23.496	31.409	27.172	27.042	1'49.119	226,5	9:34'08.674
3	22.342	30.483	26.770	26.290	1'45.885	225,1	9:35'54.559
4	22.844	30.191	27.755	26.301	1'47.091	228,9	9:37'41.650
5	22.290	30.142	26.475	25.985	1'44.892	227,9	9:39'26.542
6	21.852	29.332	26.214	25.859	1'43.257	227,5	9:41'09.799
7	22.268	29.784	26.807	25.692	1'44.551	222,8	9:42'54.350
8	21.497	28.731	26.119	25.476	1'41.823	233,9	9:44'36.173
9	21.274	28.008	25.270	25.613	1'40.165	231,9	9:46'16.338
10	21.292	28.666	26.441	27.938	1'44.337	229,9	9:48'00.675
11	21.404	27.891	25.160	25.411	1'39.866	231,4	9:49'40.541
12	21.199	28.151	25.060	25.221	1'39.631	231,4	9:51'20.172

4° 86 A. BADOVINI (1'39.758)							
Lap	Seg.1	Seg.2	Seg.3	Seg.4	Lap Time	km/h	Local Time
1		34.989	29.019	29.624		211,4	9:35'08.972
2	23.756	30.496	27.688	28.009	1'49.949	222,8	9:36'58.921
3	22.653	29.605	26.706	27.209	1'46.173	224,2	9:38'45.094
4	22.045	28.969	26.560	26.987	1'44.561	225,6	9:40'29.655
5	22.205	29.443	26.816	26.433	1'44.897	221,9	9:42'14.552
6	21.614	28.269	26.188	26.300	1'42.371	226,5	9:43'56.923
7	21.561	28.564	26.507	26.523	1'43.155	224,2	9:45'40.078
8	21.983	28.900	26.546	26.929	1'44.358	222,8	9:47'24.436
9	21.498	28.432	26.115	26.527	1'42.572	225,1	9:49'07.008
10	21.227	27.599	25.198	25.734	1'39.758	228,9	9:50'46.766

5° 32 I. VINALES (1'39.947)							
Lap	Seg.1	Seg.2	Seg.3	Seg.4	Lap Time	km/h	Local Time
1		34.867	30.346	35.585		211,4	9:32'57.872
2	24.630	32.675	28.818	29.174	1'55.297	223,2	9:34'53.169
3	23.109	33.585	28.104	36.328	2'01.126P	224,2	9:36'54.295
4	1'35.874	32.623	28.189	28.930	3'05.616P	225,1	9:39'59.911
5	21.800	30.208	27.035	27.454	1'46.497	226,5	9:41'46.408
6	21.716	30.142	27.319	27.703	1'46.880	223,7	9:43'33.288

7	21.480	29.204	26.510	26.260	1'43.454	226,5	9:45'16.742
8	21.438	30.244	26.786	31.522	1'49.990	226,5	9:47'06.732
9	21.109	27.885	25.776	25.805	1'40.575	229,4	9:48'47.307
10	21.011	27.477	25.534	25.925	1'39.947	230,4	9:50'27.254

6° 3 R. DE ROSA (1'40.082)							
Lap	Seg.1	Seg.2	Seg.3	Seg.4	Lap Time	km/h	Local Time
1		34.548	29.472	29.235		217,4	9:32'59.546
2	23.244	31.561	28.614	28.108	1'51.527	220,9	9:34'51.073
3	22.960	31.146	27.684	27.413	1'49.203	224,6	9:36'40.276
4	22.460	30.385	27.032	27.069	1'46.946	226,5	9:38'27.222
5	21.965	30.144	26.906	26.712	1'45.727	226,0	9:40'12.949
6	21.878	29.902	26.490	26.721	1'44.991	226,5	9:41'57.940
7	21.707	29.608	26.481	26.180	1'43.976	226,0	9:43'41.916
8	21.358	28.846	26.031	25.993	1'42.228	228,4	9:45'24.144
9	21.315	28.492	26.021	25.860	1'41.688	228,9	9:47'05.832
10	21.115	27.758	25.804	25.789	1'40.466	229,9	9:48'46.298
11	21.112	27.553	25.695	25.722	1'40.082	228,9	9:50'26.380

7° 14 J. KENNEDY (1'40.594)							
Lap	Seg.1	Seg.2	Seg.3	Seg.4	Lap Time	km/h	Local Time
1		32.929	28.244	28.439		216,1	9:33'28.650
2	22.835	30.561	27.674	28.414	1'49.484	222,8	9:35'18.134
3	21.830	29.634	26.550	27.491	1'45.505	222,3	9:37'03.639
4	21.738	29.407	26.412	27.352	1'44.909	223,2	9:38'48.548
5	21.611	29.094	26.455	26.859	1'44.019	225,1	9:40'32.567
6	21.426	29.081	26.430	26.804	1'43.741	223,2	9:42'16.308
7	24.606	34.937	28.447	35.364	2'03.354P	205,0	9:44'19.662
8	2'59.358	29.962	28.030	27.268	4'24.618P	184,6	9:48'44.280
9	21.088	27.867	25.627	26.012	1'40.594	225,6	9:50'24.874

8° 16 J. CLUZEL (1'40.662)							
Lap	Seg.1	Seg.2	Seg.3	Seg.4	Lap Time	km/h	Local Time
1		31.962	28.880	27.832		221,4	9:33'30.208
2	22.445	29.693	27.486	27.823	1'47.447	227,9	9:35'17.655
3	22.148	29.972	28.286	30.471	1'50.877	215,6	9:37'08.532
4	21.741	29.255	26.705	26.722	1'44.423	228,9	9:38'52.955
5	22.510	30.345	27.337	30.423	1'50.615P	224,6	9:40'43.570
6	2'30.435	29.659	27.015	26.924	3'54.033P	226,5	9:44'37.603
7	21.617	29.017	26.143	26.081	1'42.858	229,9	9:46'20.461
8	21.396	28.302	25.743	25.889	1'41.330	231,9	9:48'01.791
9	21.306	27.984	25.626	25.746	1'40.662	231,9	9:49'42.453
10	21.297	27.919	28.992	30.744	1'48.952P	219,1	9:51'31.405

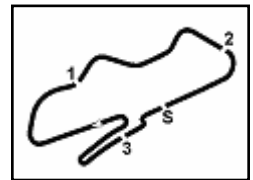
9° 21 R. KRUMMENACHER (1'40.750)							
Lap	Seg.1	Seg.2	Seg.3	Seg.4	Lap Time	km/h	Local Time
1		32.294	28.109	30.985		220,5	9:31'59.050
2	22.698	29.852	27.148	27.522	1'47.220	225,1	9:33'46.270
3	24.003	32.134	27.675	27.593	1'51.405	216,5	9:35'37.675
4	22.463	29.970	26.888	30.116	1'49.437P	227,5	9:37'27.112
5	3'52.435	30.632	27.920	30.669	5'21.656P	221,4	9:42'48.768
6	22.022	29.034	26.436	26.641	1'44.133	227,9	9:44'32.901
7	21.481	28.630	26.400	27.702	1'44.213	228,9	9:46'17.114
8	21.495	28.571	26.149	26.305	1'42.520	225,6	9:47'59.634
9	21.310	27.806	25.711	25.923	1'40.750	229,4	9:49'40.384
10	21.460	28.372	25.245	25.799	1'40.876	232,9	9:51'21.260

10° 2 B. JONES (1'41.874)							
Lap	Seg.1	Seg.2	Seg.3	Seg.4	Lap Time	km/h	Local Time
1		36.112	30.037	28.751		209,4	9:33'31.267
2	22.966	30.757	27.177	27.610	1'48.510	221,9	9:35'19.777
3	22.333	29.957	27.004	27.318	1'46.612	222,8	9:37'06.389

06/07/2019 P = Pits In/Out - C = Lap Time Cancelled

These data/results cannot be reproduced, stored and/or transmitted in whole or in part by any manner of electronic, mechanical, photocopying, recording, broadcasting or otherwise now known or herein after developed without the previous express consent by the copyright owner, except for reproduction in daily press and regular printed publications on sale to the public within 60 days of the event related to those data/results and always provided that copyright symbol appears together as follows below.

© DORNA WSBK ORGANIZATION Srl 2019



Prosecco DOC UK Round, 5-7 July 2019 Chronological Analysis Free Practice 3rd Session

4	22.096	29.951	26.982	27.304	1'46.333	223,2	9:38'52.722
5	22.109	30.050	26.904	26.947	1'46.010	220,9	9:40'38.732
6	21.901	29.633	26.523	27.559	1'45.616	221,4	9:42'24.348
7	21.686	29.090	26.566	26.610	1'43.952	222,8	9:44'08.300
8	23.320	30.763	27.299	27.880	1'49.262	221,4	9:45'57.562
9	21.818	28.727	26.251	26.606	1'43.402	222,8	9:47'40.964
10	21.609	28.237	26.149	26.598	1'42.593	222,8	9:49'23.557
11	21.500	27.964	25.999	26.411	1'41.874	223,2	9:51'05.431

15° 56 P. SEBESTYEN (1'43.625)							
Lap	Seg.1	Seg.2	Seg.3	Seg.4	Lap Time	km/h	Local Time
1		34.125	28.966	29.012		215,2	9:32'39.072
2	23.985	31.054	27.991	28.506	1'51.536	219,1	9:34'30.608
3	23.455	30.891	27.736	27.987	1'50.069	220,0	9:36'20.677
4	23.048	30.243	27.539	27.567	1'48.397	220,9	9:38'09.074
5	22.736	30.791	27.402	27.202	1'48.131	221,9	9:39'57.205
6	22.826	30.251	27.090	27.106	1'47.273	222,8	9:41'44.478
7	22.412	29.625	26.909	26.823	1'45.769	222,3	9:43'30.247
8	22.505	29.088	26.742	27.254	1'45.589	223,7	9:45'15.836
9	22.232	31.533	26.915	32.797	1'53.477	221,9	9:47'09.313
10	22.673	29.430	26.926	26.516	1'45.545	222,8	9:48'54.858
11	22.193	28.937	26.248	26.247	1'43.625	223,2	9:50'38.483

11° 94 C. PEROLARI (1'42.633)							
Lap	Seg.1	Seg.2	Seg.3	Seg.4	Lap Time	km/h	Local Time
1		31.663	27.693	28.597		223,2	9:31'57.063
2	23.192	30.883	27.055	27.840	1'48.970	225,1	9:33'46.033
3	22.536	33.182	27.748	27.994	1'51.460	220,9	9:35'37.493
4	22.532	30.375	26.862	27.719	1'47.488	226,0	9:37'24.981
5	22.306	30.639	26.846	27.535	1'47.326	225,1	9:39'12.307
6	22.187	30.391	26.785	27.094	1'46.457	224,6	9:40'58.764
7	22.858	30.564	27.274	27.592	1'48.288	224,2	9:42'47.052
8	21.951	29.694	26.633	26.526	1'44.804	223,2	9:44'31.856
9	21.747	29.312	26.695	26.658	1'44.412	223,7	9:46'16.268
10	21.862	28.873	26.452	26.698	1'43.885	224,2	9:48'00.153
11	21.782	28.804	26.164	26.195	1'42.945	224,6	9:49'43.098
12	21.580	28.274	26.445	26.334	1'42.633	225,6	9:51'25.731

16° 4 C. STANGE (1'44.021)							
Lap	Seg.1	Seg.2	Seg.3	Seg.4	Lap Time	km/h	Local Time
1		36.351	30.664	29.536		196,8	9:32'18.442
2	24.084	31.633	28.346	29.233	1'53.296	213,5	9:37'11.738
3	24.069	32.219	27.937	28.283	1'52.508	217,8	9:39'04.246
4	23.184	30.538	27.447	27.882	1'49.051	219,6	9:40'53.297
5	22.971	30.996	27.315	31.477	1'52.759P	218,7	9:42'46.056
6	2'55.952	31.485	27.646	27.732	4'22.815P	218,7	9:47'08.871
7	22.855	29.946	26.769	26.896	1'46.466	220,0	9:48'55.337
8	22.320	28.927	26.226	26.548	1'44.021	222,8	9:50'39.358

12° 38 H. SOOMER (1'43.275)							
Lap	Seg.1	Seg.2	Seg.3	Seg.4	Lap Time	km/h	Local Time
1		32.982	28.367	28.485		219,6	9:32'37.153
2	23.424	30.585	27.843	28.039	1'49.891	222,3	9:34'27.044
3	22.934	30.718	27.639	27.395	1'48.686	222,3	9:36'15.730
4	22.608	30.435	27.771	27.927	1'48.741	220,0	9:38'04.471
5	22.524	30.563	27.528	27.102	1'47.717	220,5	9:39'52.188
6	22.389	30.564	27.175	27.510	1'47.638	220,9	9:41'39.826
7	22.117	29.734	26.977	26.918	1'45.746	221,9	9:43'25.572
8	21.902	28.979	26.712	26.622	1'44.215	221,9	9:45'09.787
9	21.751	28.730	26.462	26.332	1'43.275	222,8	9:46'53.062
10	21.784	28.462	27.599	26.569	1'44.414	220,0	9:48'37.476
11	21.816	28.517	26.619	26.488	1'43.440	220,5	9:50'20.916

17° 78 H. OKUBO (1'44.280)							
Lap	Seg.1	Seg.2	Seg.3	Seg.4	Lap Time	km/h	Local Time
1		33.912	29.413	30.031		214,4	9:32'18.946
2	24.461	31.540	27.640	27.487	1'51.128	221,9	9:34'10.074
3	22.995	30.458	27.166	27.695	1'48.314	224,6	9:35'58.388
4	23.115	30.522	27.575	28.077	1'49.289	221,4	9:37'47.677
5	23.326	30.670	27.413	27.392	1'48.801	220,5	9:39'36.478
6	22.848	30.366	27.249	27.219	1'47.682	220,0	9:41'24.160
7	22.809	30.249	26.941	27.188	1'47.187	221,9	9:43'11.347
8	22.569	29.765	26.844	27.178	1'46.356	223,2	9:44'57.703
9	22.454	29.812	27.035	27.268	1'46.569	221,4	9:46'44.272
10	22.528	29.482	26.813	26.793	1'45.616	221,4	9:48'29.888
11	22.353	28.876	26.608	26.443	1'44.280	223,2	9:50'14.168

13° 30 G. VAN STRAALLEN (1'43.420)							
Lap	Seg.1	Seg.2	Seg.3	Seg.4	Lap Time	km/h	Local Time
1		33.204	28.135	29.333		223,2	9:32'03.204
2	23.416	31.653	27.595	28.152	1'50.816	224,2	9:33'54.020
3	23.081	30.738	28.110	28.115	1'50.044	213,5	9:35'44.064
4	22.886	30.550	26.979	27.618	1'48.033	225,1	9:37'32.097
5	22.752	30.718	27.168	27.419	1'48.057	222,8	9:39'20.154
6	22.538	30.033	27.023	27.025	1'46.619	222,3	9:41'06.773
7	22.469	31.181	28.031	30.530	1'52.211P	220,9	9:42'58.984
8	3'05.571	30.192	27.041	27.478	4'30.282P	225,6	9:47'29.266
9	22.241	29.394	26.503	26.898	1'45.036	223,7	9:49'14.302
10	21.778	28.827	26.247	26.568	1'43.420	226,5	9:50'57.722

18° 36 T. GRADINGER (1'44.396)							
Lap	Seg.1	Seg.2	Seg.3	Seg.4	Lap Time	km/h	Local Time
1		33.613	28.672	29.342		215,6	9:32'42.348
2	23.811	31.250	27.963	28.532	1'51.556	224,6	9:34'33.904
3	23.374	30.941	27.355	28.036	1'49.706	224,6	9:36'23.610
4	22.734	30.294	27.029	27.455	1'47.512	224,6	9:38'11.122
5	22.570	30.178	27.040	27.383	1'47.171	226,0	9:39'58.293
6	22.297	29.883	27.615	27.398	1'47.193	218,7	9:41'45.486
7	22.161	29.517	26.896	26.844	1'45.418	224,2	9:43'30.904
8	22.011	29.199	26.497	26.689	1'44.396	226,5	9:45'15.300
9	21.788	28.669	32.180	37.674	2'00.311P	220,9	9:47'15.611

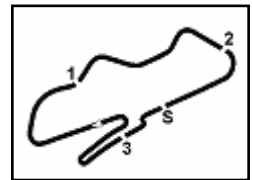
14° 53 G. SCONZA (1'43.603)							
Lap	Seg.1	Seg.2	Seg.3	Seg.4	Lap Time	km/h	Local Time
1		34.928	29.564	29.933		205,0	9:35'40.886
2	24.386	32.889	27.652	28.365	1'53.292	220,0	9:37'34.178
3	23.259	30.600	26.447	27.684	1'47.990	221,9	9:39'22.168
4	22.988	30.395	26.346	27.264	1'46.993	221,9	9:41'09.161
5	22.528	29.610	27.350	32.783	1'52.271P	216,5	9:43'01.432
6	3'33.529	31.457	26.696	28.391	5'00.073P	221,4	9:48'01.505
7	22.310	29.042	25.737	26.986	1'44.075	223,7	9:49'45.580
8	22.161	28.643	25.630	27.169	1'43.603	223,2	9:51'29.183

19° 84 L. CRESSON (1'44.433)							
Lap	Seg.1	Seg.2	Seg.3	Seg.4	Lap Time	km/h	Local Time
1		34.588	30.073	34.012		211,8	9:32'56.468
2	1'22.546	32.172	28.383	29.125	2'52.226P	221,4	9:35'48.694
3	23.581	32.202	28.183	28.899	1'52.865	220,0	9:37'41.559
4	23.235	31.039	27.649	28.141	1'50.064	227,5	9:39'31.623
5	22.590	30.533	27.227	27.595	1'47.945	224,2	9:41'19.568
6	22.363	30.071	27.106	27.414	1'46.954	222,8	9:43'06.522
7	22.276	29.509	26.824	26.978	1'45.587	224,2	9:44'52.109
8	21.982	29.213	26.844	27.209	1'45.248	223,2	9:46'37.357
9	22.007	29.277	29.437	26.980	1'47.701	224,2	9:48'25.058

06/07/2019 P = Pits In/Out - C = Lap Time Cancelled

These data/results cannot be reproduced, stored and/or transmitted in whole or in part by any manner of electronic, mechanical, photocopying, recording, broadcasting or otherwise now known or herein after developed without the previous express consent by the copyright owner, except for reproduction in daily press and regular printed publications on sale to the public within 60 days of the event related to those data/results and always provided that copyright symbol appears together as follows below.

© DORNA WSBK ORGANIZATION Srl 2019



Donington Park 4.023 m

3 / 3

Prosecco DOC UK Round, 5-7 July 2019

Chronological Analysis Free Practice 3rd Session

20° 10 N. CALERO (1'45.072)								25° 47 R. HARTOG (1'49.363)							
Lap	Seg.1	Seg.2	Seg.3	Seg.4	Lap Time	km/h	Local Time	Lap	Seg.1	Seg.2	Seg.3	Seg.4	Lap Time	km/h	Local Time
1		33.564	29.374	32.406		212,7	9:33'08.267	1		33.468	29.293	30.860		216,1	9:33'05.893
2	24.013	31.425	27.406	28.570	1'51.414	222,8	9:34'59.681	2	24.435	31.356	28.118	29.177	1'53.086	220,9	9:34'58.979
3	23.377	30.343	26.820	28.039	1'48.579	223,2	9:36'48.260	3	23.593	32.440	27.700	28.878	1'52.611	221,9	9:36'51.590
4	23.031	31.579	27.390	27.942	1'49.942	221,4	9:38'38.202	4	23.545	30.507	27.935	28.974	1'50.961	220,5	9:38'42.551
5	22.915	30.235	27.184	27.408	1'47.742	220,9	9:40'25.944	5	23.475	32.000	27.631	28.952	1'52.058	219,6	9:40'34.609
6	25.641	31.594	26.956	27.019	1'51.210	225,1	9:42'17.154	6	23.342	30.622	27.818	28.323	1'50.105	220,0	9:42'24.714
7	22.072	29.751	26.941	27.759	1'46.523	223,2	9:44'03.677	7	23.008	30.455	27.621	28.279	1'49.363	221,9	9:44'14.077
8	25.395	32.717	28.472	27.859	1'54.443	218,3	9:45'58.120	8	23.090	30.759	28.010	32.920	1'54.779P	218,3	9:46'08.856
9	22.331	29.161	26.854	27.065	1'45.411	220,9	9:47'43.531	26° 67 G. MATERN (1'54.559)							
10	22.338	31.220	30.057	36.409	2'00.024	209,0	9:49'43.555	Lap	Seg.1	Seg.2	Seg.3	Seg.4	Lap Time	km/h	Local Time
11	22.210	28.926	26.621	27.315	1'45.072	224,2	9:51'28.627	1		41.502	34.980	34.241		182,7	9:33'37.470
21° 66 A. TOLEDO (1'46.417)								2	27.504	35.925	31.254	32.020	2'06.703	197,1	9:35'44.173
Lap	Seg.1	Seg.2	Seg.3	Seg.4	Lap Time	km/h	Local Time	3	26.112	34.667	30.812	31.681	2'03.272	201,9	9:37'47.445
1		35.617	30.946	30.981		198,6	9:34'54.193	4	25.811	33.726	30.842	31.298	2'01.677	201,9	9:39'49.122
2	24.764	31.861	27.726	28.852	1'53.203	224,6	9:36'47.396	5	25.267	34.044	30.579	30.763	2'00.653	207,7	9:41'49.775
3	23.650	32.197	27.537	28.058	1'51.442	216,5	9:38'38.838	6	25.046	33.112	29.531	30.352	1'58.041	207,7	9:43'47.816
4	23.059	30.412	27.147	27.891	1'48.509	222,3	9:40'27.347	7	24.939	33.242	29.466	29.556	1'57.203	208,1	9:45'45.019
5	23.205	30.505	27.312	27.383	1'48.405	221,9	9:42'15.752	8	24.519	32.655	29.141	29.331	1'55.646	210,6	9:47'40.665
6	22.764	29.987	27.041	27.496	1'47.288	221,9	9:44'03.040	9	24.159	31.785	29.367	29.248	1'54.559	211,4	9:49'35.224
7	22.819	29.851	33.721	29.528	1'55.919C	222,3	9:45'58.959	10	24.319	31.835	28.271	34.847	1'59.272P	217,8	9:51'34.496
8	22.530	29.652	26.859	27.603	1'46.644	222,3	9:47'45.603	27° 74 J. VAN SIKKELERUS							
9	22.679	29.655	28.083	27.417	1'47.834	221,9	9:49'33.437	Lap	Seg.1	Seg.2	Seg.3	Seg.4	Lap Time	km/h	Local Time
10	22.638	29.600	26.722	27.457	1'46.417	220,9	9:51'19.854	1		33.694	29.673	33.976		203,8	9:32'27.416
22° 44 L. MAHIAS (1'46.563)								2	4'55.430	31.140	28.375	33.303	6'28.248P	212,7	9:38'55.664
Lap	Seg.1	Seg.2	Seg.3	Seg.4	Lap Time	km/h	Local Time	3	2'47.314	30.401	27.635	28.170	4'13.520P	217,4	9:43'09.184
1		30.696	27.421	27.945		222,3	9:33'42.417	4	23.082	29.971	27.345	32.606	1'53.004P	218,3	9:45'02.188
2	22.996	30.229	26.997	27.140	1'47.362	221,4	9:35'29.779	23° 22 F. FULIGNI (1'46.634)							
3	22.629	29.992	26.931	27.011	1'46.563	223,7	9:37'16.342	Lap	Seg.1	Seg.2	Seg.3	Seg.4	Lap Time	km/h	Local Time
4	24.530	33.087	28.269	31.513	1'57.399P	214,8	9:39'13.741	1		33.104	29.340	29.253		217,8	9:34'06.671
23° 22 F. FULIGNI (1'46.634)								2	23.699	31.899	27.895	28.108	1'51.601	224,6	9:35'58.272
Lap	Seg.1	Seg.2	Seg.3	Seg.4	Lap Time	km/h	Local Time	3	23.458	30.889	27.564	28.101	1'50.012	227,0	9:37'48.284
1		33.104	29.340	29.253		217,8	9:34'06.671	4	23.586	30.665	27.484	27.543	1'49.278	227,5	9:39'37.562
2	23.699	31.899	27.895	28.108	1'51.601	224,6	9:35'58.272	5	22.740	30.533	27.447	27.317	1'48.037	226,0	9:41'25.599
3	23.458	30.889	27.564	28.101	1'50.012	227,0	9:37'48.284	6	22.613	30.681	27.206	27.064	1'47.564	227,0	9:43'13.163
4	23.586	30.665	27.484	27.543	1'49.278	227,5	9:39'37.562	7	22.522	29.783	30.374	27.984	1'50.663C	228,9	9:45'03.826
5	22.740	30.533	27.447	27.317	1'48.037	226,0	9:41'25.599	8	22.546	29.867	26.848	28.075	1'47.336	228,4	9:46'51.162
6	22.613	30.681	27.206	27.064	1'47.564	227,0	9:43'13.163	9	25.088	29.946	27.259	27.618	1'49.911	227,5	9:48'41.073
7	22.522	29.783	30.374	27.984	1'50.663C	228,9	9:45'03.826	10	22.446	29.852	27.272	27.064	1'46.634	227,5	9:50'27.707
8	22.546	29.867	26.848	28.075	1'47.336	228,4	9:46'51.162	24° 40 A. GYORFI (1'48.837)							
9	25.088	29.946	27.259	27.618	1'49.911	227,5	9:48'41.073	Lap	Seg.1	Seg.2	Seg.3	Seg.4	Lap Time	km/h	Local Time
10	22.446	29.852	27.272	27.064	1'46.634	227,5	9:50'27.707	1		43.967	35.190	40.531		136,5	9:33'05.772
24° 40 A. GYORFI (1'48.837)								2	1'09.274	37.632	30.407	30.346	2'47.659P	189,8	9:35'53.431
Lap	Seg.1	Seg.2	Seg.3	Seg.4	Lap Time	km/h	Local Time	3	24.461	31.963	28.840	29.537	1'54.801	209,4	9:37'48.232
1		43.967	35.190	40.531		136,5	9:33'05.772	4	24.654	31.706	28.544	29.365	1'54.269	213,1	9:39'42.501
2	1'09.274	37.632	30.407	30.346	2'47.659P	189,8	9:35'53.431	5	24.337	36.010	31.691	36.182	2'08.220	176,2	9:41'50.721
3	24.461	31.963	28.840	29.537	1'54.801	209,4	9:37'48.232	6	24.333	33.268	29.294	29.038	1'55.933	209,0	9:43'46.654
4	24.654	31.706	28.544	29.365	1'54.269	213,1	9:39'42.501	7	23.679	31.357	28.164	28.396	1'51.596	215,6	9:45'38.250
5	24.337	36.010	31.691	36.182	2'08.220	176,2	9:41'50.721	8	23.641	30.939	27.822	28.550	1'50.952	219,1	9:47'29.202
6	24.333	33.268	29.294	29.038	1'55.933	209,0	9:43'46.654	9	23.453	30.530	27.770	28.320	1'50.073	218,7	9:49'19.275
7	23.679	31.357	28.164	28.396	1'51.596	215,6	9:45'38.250	10	23.309	30.136	27.278	28.114	1'48.837	218,3	9:51'08.112
8	23.641	30.939	27.822	28.550	1'50.952	219,1	9:47'29.202								
9	23.453	30.530	27.770	28.320	1'50.073	218,7	9:49'19.275								
10	23.309	30.136	27.278	28.114	1'48.837	218,3	9:51'08.112								

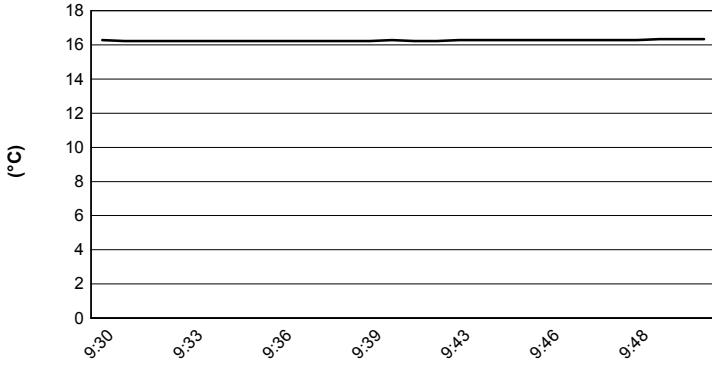
06/07/2019 P = Pits In/Out - C = Lap Time Cancelled

These data/results cannot be reproduced, stored and/or transmitted in whole or in part by any manner of electronic, mechanical, photocopying, recording, broadcasting or otherwise now known or herein after developed without the previous express consent by the copyright owner, except for reproduction in daily press and regular printed publications on sale to the public within 60 days of the event related to those data/results and always provided that copyright symbol appears together as follows below.

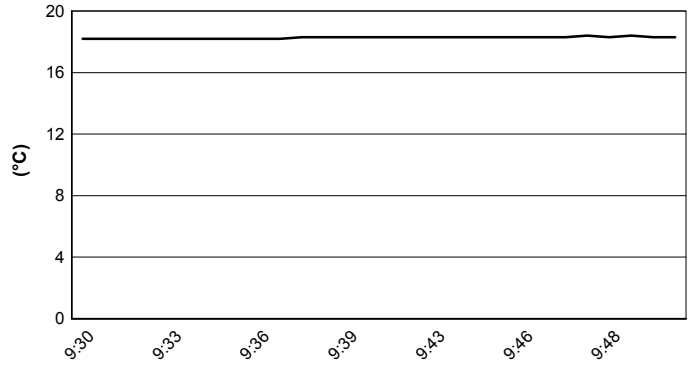
© DORNA WSBK ORGANIZATION Srl 2019

Prosecco DOC UK Round, 5-7 July 2019
Weather Report Free Practice 3rd Session
 Session started 09:30 - Session ended 9:51

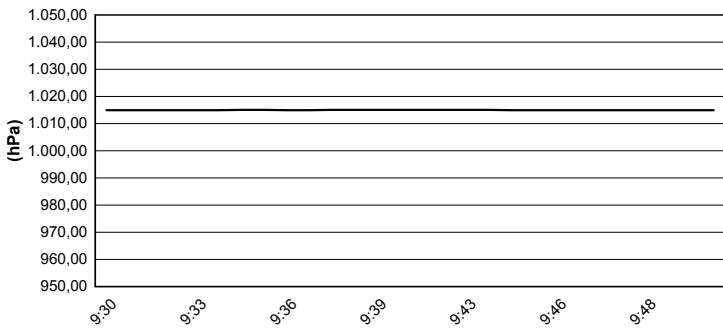
Air Temperature



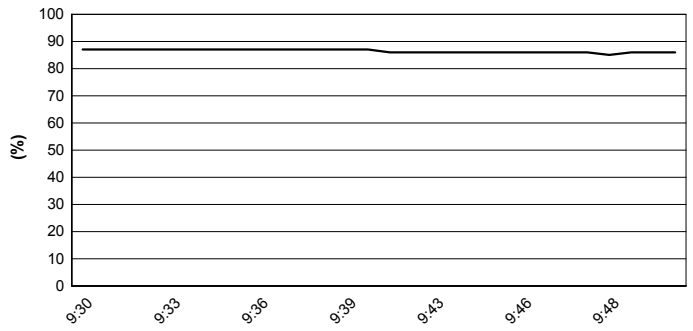
Track Temperature



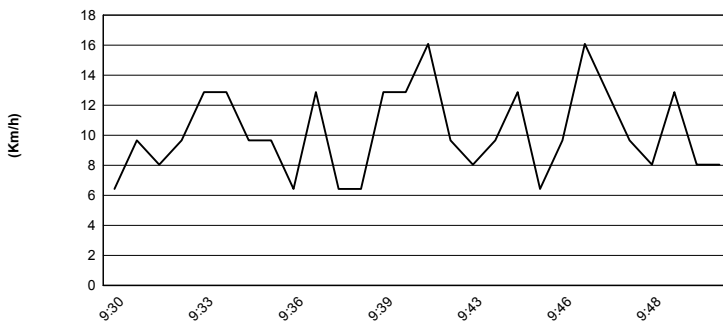
Air Pressure



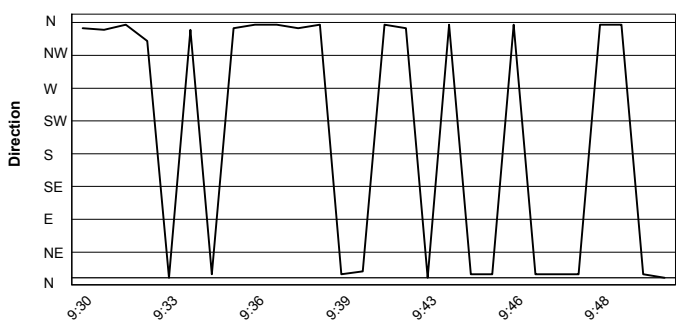
Humidity



Wind Speed



Wind Direction



06/07/2019

These data/results cannot be reproduced, stored and/or transmitted in whole or in part by any manner of electronic, mechanical, photocopying, recording, broadcasting or otherwise now known or herein after developed without the previous express consent by the copyright owner, except for reproduction in daily press and regular printed publications on sale to the public within 60 days of the event related to those data/results and always provided that copyright symbol appears together as follows below.

© DORNA WSBK ORGANIZATION Srl 2019