

Prosecco DOC UK Round, 5-7 July 2019

Results Tissot Superpole

No.	Rider	Nat	Team	Bike	Class	Time	Gap	Rel.	Laps	Speed	
										Avg	Max
1	64 F. CARICASULO	ITA	BARDAHL Evan Bros. WorldSSP Team	Yamaha YZF R6		1'31.092			4	158,991	240,1
2	44 L. MAHIAS	FRA	Kawasaki Puccetti Racing	Kawasaki ZX-6R		1'31.812	0.720	0.720	4	157,744	233,9
3	3 R. DE ROSA	ITA	MV AGUSTA Reparto Corse	MV Agusta F3 675		1'31.849	0.757	0.037	4	157,681	240,1
4	16 J. CLUZEL	FRA	GMT94 YAMAHA	Yamaha YZF R6		1'31.862	0.770	0.013	3	157,658	237,0
5	2 B. JONES	GBR	Appleyard Macadam Integro	Yamaha YZF R6		1'31.908	0.816	0.046	4	157,579	233,9
6	86 A. BADOVINI	ITA	Team Pedercini Racing	Kawasaki ZX-6R		1'31.908	0.816	0.000	4	157,579	232,4
7	78 H. OKUBO	JPN	Kawasaki Puccetti Racing	Kawasaki ZX-6R		1'32.078	0.986	0.170	4	157,288	239,6
8	32 I. VINALES	ESP	Kallio Racing	Yamaha YZF R6		1'32.180	1.088	0.102	4	157,114	238,0
9	38 H. SOOMER	EST	MPM WILSport Racedays	Honda CBR600RR		1'32.187	1.095	0.007	4	157,102	235,9
10	11 K. SMITH	GBR	Team Pedercini Racing	Kawasaki ZX-6R	ESS	1'32.267	1.175	0.080	4	156,966	235,9
11	21 R. KRUMMENACHER	SUI	BARDAHL Evan Bros. WorldSSP Team	Yamaha YZF R6		1'32.434	1.342	0.167	4	156,683	237,5
12	94 C. PEROLARI	FRA	GMT94 YAMAHA	Yamaha YZF R6		1'32.627	1.535	0.193	4	156,356	237,0
13	14 J. KENNEDY	IRL	Appleyard Macadam Integro	Yamaha YZF R6		1'32.642	1.550	0.015	4	156,331	236,4
14	56 P. SEBESTYEN	HUN	CIA Landlord Insurance Honda	Honda CBR600RR		1'32.684	1.592	0.042	4	156,260	238,0
15	36 T. GRADINGER	AUT	Kallio Racing	Yamaha YZF R6		1'32.713	1.621	0.029	4	156,211	239,1
16	47 R. HARTOG	NED	Team Hartog - Against Cancer	Kawasaki ZX-6R		1'33.189	2.097	0.476	4	155,413	234,9
17	84 L. CRESSON	BEL	Kallio Racing	Yamaha YZF R6		1'33.701	2.609	0.512	4	154,564	237,5
18	95 J. DANILO	FRA	CIA Landlord Insurance Honda	Honda CBR600RR		1'34.845	3.753	1.144	5	152,700	236,4
19	22 F. FULIGNI	ITA	MV AGUSTA Reparto Corse	MV Agusta F3 675		1'34.963	3.871	0.118	4	152,510	237,0
20	30 G. VAN STRAALEN	NED	EAB Racing Team	Kawasaki ZX-6R		1'34.970	3.878	0.007	8	152,499	235,9
21	10 N. CALERO	ESP	Orelac Racing VerdNatura	Kawasaki ZX-6R		1'35.247	4.155	0.277	4	152,055	232,4
22	4 C. STANGE	GER	GEMAR - Ciociaria Corse WorldSSP Team	Honda CBR600RR		1'35.546	4.454	0.299	3	151,579	229,4
23	53 G. SCONZA	ITA	GEMAR - Ciociaria Corse WorldSSP Team	Honda CBR600RR		1'36.479	5.387	0.933	4	150,113	230,9
24	40 A. GYORFI	HUN	Team Toth	Yamaha YZF R6		1'38.025	6.933	1.546	4	147,746	227,0
25	74 J. VAN SIKKELERUS	NED	MPM WILSport Racedays	Honda CBR600RR		1'38.065	6.973	0.040	6	147,686	232,4
26	66 A. TOLEDO	ESP	MS Racing	Yamaha YZF R6		1'38.744	7.652	0.679	2	146,670	229,4
27	67 G. MATERN	FRA	Flembo Leader Team	Kawasaki ZX-6R	ESS	1'44.862	13.770	6.118	2	138,113	218,7

N.40 (Gyorfi A.), 74 (van Sikkelerus J.) and 66 (Toledo A.) are allowed to start the race according to Art. 1.15.6 (FPs)

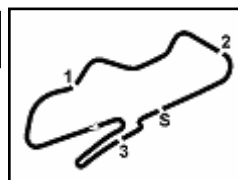
AIR	Humidity:	86%	Temp:	16°C
TRACK	Condition:	Dry	Temp:	18°C

Records	Pole (QP)	2015 K.Sofuoglu	1'29.925	161,050	Km/h
	Race (RC)	2015 J.Cluzel	1'30.425	160,160	Km/h
	All Times (QP)	2015 K.Sofuoglu	1'29.925	161,050	Km/h

Start 06/07/2019 11:40 End 12:06 The results are provisional until the end of the time limit for protests and appeals and the completion of the technical checks.

These data/results cannot be reproduced, stored and/or transmitted in whole or in part by any manner of electronic, mechanical, photocopying, recording, broadcasting or otherwise now known or herein after developed without the previous express consent by the copyright owner, except for reproduction in daily press and regular printed publications on sale to the public within 60 days of the event related to those data/results and always provided that copyright symbol appears together as follows below.

© DORNA WSBK ORGANIZATION Srl 2019



Prosecco DOC UK Round, 5-7 July 2019

Results Tissot Superpole

Session Highlights

Local Time	No. Rider	Description
11.40.00		Start
11.41.28	84 L. CRESSON	Current Lap Cancelled - Exceeded Track Limits - Turn 10
11.42.00		WorldSBK Works on bikes are allowed
11.44.39	38 H. SOOMER	Current Lap Cancelled - Exceeded Track Limits - Turn 10
11.44.51	95 J. DANILO	Current Lap Cancelled - Exceeded Track Limits - Turn 10
11.46.39		DROPS of RAIN in Sector 1
11.47.07		DROPS of RAIN in Sectors 1 & 4
11.47.21		DROPS of RAIN in All Sectors
11.47.55	84 L. CRESSON	Current Lap Cancelled - Exceeded Track Limits - Turn 10
11.47.58	78 H. OKUBO	Current Lap Cancelled - Exceeded Track Limits - Turn 10
11.48.29	95 J. DANILO	On the Gravel - Re-Joined - Turn 1
11.49.54	30 G. VAN STRAALEN	Current Lap Cancelled - Exceeded Track Limits - Turn 10
12.06.47		End Of Session

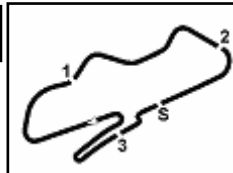
Fastest Laps Sequence

No.	Rider	Nat	Team	Bike	Local Time	Time	Gap	Avg
86	A. BADOVINI	ITA	Team Pedercini Racing	Kawasaki ZX-6R	11:43'11.587	1'32.571		156,451
3	R. DE ROSA	ITA	MV AGUSTA Reparto Corse	MV Agusta F3 675	11:43'14.169	1'32.536	-0.035	156,510
64	F. CARICASULO	ITA	BARDAHL Evan Bros. WorldSSP Team	Yamaha YZF R6	11:43'17.538	1'32.366	-0.170	156,798
86	A. BADOVINI	ITA	Team Pedercini Racing	Kawasaki ZX-6R	11:44'43.555	1'31.968	-0.398	157,477
2	B. JONES	GBR	Appleyard Macadam Integro	Yamaha YZF R6	11:44'44.007	1'31.957	-0.011	157,495
16	J. CLUZEL	FRA	GMT94 YAMAHA	Yamaha YZF R6	11:45'54.383	1'31.862	-0.095	157,658
64	F. CARICASULO	ITA	BARDAHL Evan Bros. WorldSSP Team	Yamaha YZF R6	11:46'21.758	1'31.092	-0.770	158,991

Start 06/07/2019 11:40 End 12:06 The results are provisional until the end of the time limit for protests and appeals and the completion of the technical checks.

These data/results cannot be reproduced, stored and/or transmitted in whole or in part by any manner of electronic, mechanical, photocopying, recording, broadcasting or otherwise now known or herein after developed without the previous express consent by the copyright owner, except for reproduction in daily press and regular printed publications on sale to the public within 60 days of the event related to those data/results and always provided that copyright symbol appears together as follows below.

© DORNA WSBK ORGANIZATION Srl 2019



Prosecco DOC UK Round, 5-7 July 2019

Best Sectors & Speed Tissot Superpole

BEST LAP			
1	64 F. CARICASULO	Yamaha YZF R6	1'31.092
2	44 L. MAHIAS	Kawasaki ZX-6R	1'31.812
3	3 R. DE ROSA	MV Agusta F3 675	1'31.849
4	16 J. CLUZEL	Yamaha YZF R6	1'31.862
5	2 B. JONES	Yamaha YZF R6	1'31.908
6	86 A. BADOVINI	Kawasaki ZX-6R	1'31.908
7	78 H. OKUBO	Kawasaki ZX-6R	1'32.078
8	32 I. VINALES	Yamaha YZF R6	1'32.180
9	38 H. SOOMER	Honda CBR600RR	1'32.187
10	11 K. SMITH	Kawasaki ZX-6R	1'32.267
11	21 R. KRUMMENACHER	Yamaha YZF R6	1'32.434
12	94 C. PEROLARI	Yamaha YZF R6	1'32.627
13	14 J. KENNEDY	Yamaha YZF R6	1'32.642
14	56 P. SEBESTYEN	Honda CBR600RR	1'32.684
15	36 T. GRADINGER	Yamaha YZF R6	1'32.713
16	47 R. HARTOG	Kawasaki ZX-6R	1'33.189
17	84 L. CRESSON	Yamaha YZF R6	1'33.701
18	95 J. DANILO	Honda CBR600RR	1'34.845
19	22 F. FULIGNI	MV Agusta F3 675	1'34.963
20	30 G. VAN STRAALLEN	Kawasaki ZX-6R	1'34.970
21	10 N. CALERO	Kawasaki ZX-6R	1'35.247
22	4 C. STANGE	Honda CBR600RR	1'35.546
23	53 G. SCONZA	Honda CBR600RR	1'36.479
24	40 A. GYORFI	Yamaha YZF R6	1'38.025
25	74 J. VAN SIKKELERUS	Honda CBR600RR	1'38.065
26	66 A. TOLEDO	Yamaha YZF R6	1'38.744
27	67 G. MATERN	Kawasaki ZX-6R	1'44.862

SPEED			
1	64 F. CARICASULO	Yamaha YZF R6	240,1
2	3 R. DE ROSA	MV Agusta F3 675	240,1
3	78 H. OKUBO	Kawasaki ZX-6R	239,6
4	36 T. GRADINGER	Yamaha YZF R6	239,1
5	56 P. SEBESTYEN	Honda CBR600RR	238,0
6	32 I. VINALES	Yamaha YZF R6	238,0
7	84 L. CRESSON	Yamaha YZF R6	237,5
8	21 R. KRUMMENACHER	Yamaha YZF R6	237,5
9	94 C. PEROLARI	Yamaha YZF R6	237,0
10	22 F. FULIGNI	MV Agusta F3 675	237,0
11	16 J. CLUZEL	Yamaha YZF R6	237,0
12	14 J. KENNEDY	Yamaha YZF R6	236,4
13	95 J. DANILO	Honda CBR600RR	236,4
14	38 H. SOOMER	Honda CBR600RR	235,9
15	30 G. VAN STRAALLEN	Kawasaki ZX-6R	235,9
16	11 K. SMITH	Kawasaki ZX-6R	235,9
17	47 R. HARTOG	Kawasaki ZX-6R	234,9
18	44 L. MAHIAS	Kawasaki ZX-6R	233,9
19	2 B. JONES	Yamaha YZF R6	233,9
20	10 N. CALERO	Kawasaki ZX-6R	232,4
21	74 J. VAN SIKKELERUS	Honda CBR600RR	232,4
22	86 A. BADOVINI	Kawasaki ZX-6R	232,4
23	53 G. SCONZA	Honda CBR600RR	230,9
24	4 C. STANGE	Honda CBR600RR	229,4
25	66 A. TOLEDO	Yamaha YZF R6	229,4
26	40 A. GYORFI	Yamaha YZF R6	227,0
27	67 G. MATERN	Kawasaki ZX-6R	218,7

SEG. 1		
1	16 J. CLUZEL	19.594
2	56 P. SEBESTYEN	19.640
3	86 A. BADOVINI	19.649
4	21 R. KRUMMENACHER	19.662
5	3 R. DE ROSA	19.669
6	44 L. MAHIAS	19.677
7	2 B. JONES	19.706
8	38 H. SOOMER	19.709
9	64 F. CARICASULO	19.717
10	11 K. SMITH	19.734
11	78 H. OKUBO	19.774
12	32 I. VINALES	19.778
13	14 J. KENNEDY	19.875
14	36 T. GRADINGER	19.879
15	47 R. HARTOG	19.918
16	94 C. PEROLARI	19.958
17	84 L. CRESSON	19.979
18	95 J. DANILO	20.058
19	22 F. FULIGNI	20.159
20	10 N. CALERO	20.277
21	4 C. STANGE	20.374
22	30 G. VAN STRAALLEN	20.412
23	53 G. SCONZA	20.754
24	74 J. VAN SIKKELERUS	20.871
25	40 A. GYORFI	20.960
26	66 A. TOLEDO	21.128
27	67 G. MATERN	22.896

SEG. 2		
1	38 H. SOOMER	24.690
2	2 B. JONES	24.766
3	86 A. BADOVINI	24.812
4	44 L. MAHIAS	24.833
5	64 F. CARICASULO	24.883
6	11 K. SMITH	24.959
7	3 R. DE ROSA	25.022
8	78 H. OKUBO	25.022
9	36 T. GRADINGER	25.028
10	14 J. KENNEDY	25.049
11	56 P. SEBESTYEN	25.072
12	47 R. HARTOG	25.119
13	94 C. PEROLARI	25.132
14	21 R. KRUMMENACHER	25.165
15	32 I. VINALES	25.168
16	16 J. CLUZEL	25.215
17	95 J. DANILO	25.398
18	84 L. CRESSON	25.446
19	30 G. VAN STRAALLEN	25.599
20	10 N. CALERO	25.920
21	22 F. FULIGNI	26.253
22	4 C. STANGE	26.343
23	53 G. SCONZA	26.382
24	40 A. GYORFI	26.632
25	74 J. VAN SIKKELERUS	26.692
26	66 A. TOLEDO	26.780
27	67 G. MATERN	28.903

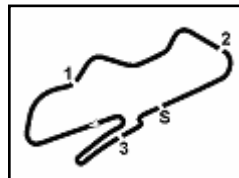
SEG. 3		
1	64 F. CARICASULO	22.949
2	78 H. OKUBO	23.050
3	2 B. JONES	23.062
4	11 K. SMITH	23.166
5	3 R. DE ROSA	23.189
6	38 H. SOOMER	23.217
7	16 J. CLUZEL	23.262
8	86 A. BADOVINI	23.289
9	44 L. MAHIAS	23.303
10	36 T. GRADINGER	23.306
11	94 C. PEROLARI	23.310
12	14 J. KENNEDY	23.310
13	47 R. HARTOG	23.330
14	32 I. VINALES	23.435
15	56 P. SEBESTYEN	23.442
16	21 R. KRUMMENACHER	23.444
17	84 L. CRESSON	23.609
18	30 G. VAN STRAALLEN	23.738
19	95 J. DANILO	23.771
20	4 C. STANGE	23.808
21	53 G. SCONZA	23.842
22	22 F. FULIGNI	23.890
23	10 N. CALERO	23.936
24	66 A. TOLEDO	24.268
25	74 J. VAN SIKKELERUS	24.667
26	40 A. GYORFI	24.726
27	67 G. MATERN	26.002

SEG. 4		
1	64 F. CARICASULO	23.543
2	32 I. VINALES	23.779
3	16 J. CLUZEL	23.791
4	3 R. DE ROSA	23.859
5	21 R. KRUMMENACHER	23.924
6	44 L. MAHIAS	23.964
7	86 A. BADOVINI	23.986
8	94 C. PEROLARI	24.206
9	78 H. OKUBO	24.232
10	2 B. JONES	24.234
11	14 J. KENNEDY	24.247
12	38 H. SOOMER	24.256
13	11 K. SMITH	24.327
14	22 F. FULIGNI	24.381
15	36 T. GRADINGER	24.453
16	56 P. SEBESTYEN	24.461
17	84 L. CRESSON	24.558
18	4 C. STANGE	24.769
19	47 R. HARTOG	24.822
20	10 N. CALERO	24.829
21	30 G. VAN STRAALLEN	24.921
22	95 J. DANILO	24.960
23	74 J. VAN SIKKELERUS	25.216
24	53 G. SCONZA	25.332
25	40 A. GYORFI	25.449
26	66 A. TOLEDO	25.638
27	67 G. MATERN	26.952

06/07/2019

These data/results cannot be reproduced, stored and/or transmitted in whole or in part by any manner of electronic, mechanical, photocopying, recording, broadcasting or otherwise now known or herein after developed without the previous express consent by the copyright owner, except for reproduction in daily press and regular printed publications on sale to the public within 60 days of the event related to those data/results and always provided that copyright symbol appears together as follows below.

© DORNA WSBK ORGANIZATION Srl 2019



Donington Park 4.023 m

Prosecco DOC UK Round, 5-7 July 2019

Ideal Times Tissot Superpole

No.	Rider	Nat	Bike	Seg. 1	Seg. 2	Seg. 3	Seg. 4	Ideal Time			
				Diff. 1	Diff. 2	Diff. 3	Diff. 4	Best Lap	Pos.	Diff.	
1	64 F. CARICASULO	ITA	Yamaha YZF R6	19.717	24.883	22.949	23.543	1'31.092	1'31.092	1	
2	86 A. BADOVINI	ITA	Kawasaki ZX-6R	19.649	24.812	23.289 +0.090	23.986 +0.082	1'31.736	1'31.908	5	0.172
3	3 R. DE ROSA	ITA	MV Agusta F3 675	19.669 +0.092	25.022	23.189 +0.018	23.859	1'31.739	1'31.849	3	0.110
4	2 B. JONES	GBR	Yamaha YZF R6	19.706 +0.118	24.766	23.062 +0.022	24.234	1'31.768	1'31.908	6	0.140
5	44 L. MAHIAS	FRA	Kawasaki ZX-6R	19.677 +0.035	24.833	23.303	23.964	1'31.777	1'31.812	2	0.035
6	16 J. CLUZEL	FRA	Yamaha YZF R6	19.594	25.215	23.262	23.791	1'31.862	1'31.862	4	
7	38 H. SOOMER	EST	Honda CBR600RR	19.709 +0.315	24.690	23.217	24.256	1'31.872	1'32.187	9	0.315
8	78 H. OKUBO	JPN	Kawasaki ZX-6R	19.774	25.022	23.050	24.232	1'32.078	1'32.078	7	
9	32 I. VINALES	ESP	Yamaha YZF R6	19.778	25.168 +0.020	23.435	23.779	1'32.160	1'32.180	8	0.020
10	11 K. SMITH	GBR	Kawasaki ZX-6R	19.734 +0.036	24.959	23.166 +0.045	24.327	1'32.186	1'32.267	10	0.081
11	21 R. KRUMMENACHER	SUI	Yamaha YZF R6	19.662	25.165	23.444	23.924 +0.239	1'32.195	1'32.434	11	0.239
12	14 J. KENNEDY	IRL	Yamaha YZF R6	19.875	25.049	23.310	24.247 +0.161	1'32.481	1'32.642	13	0.161
13	94 C. PEROLARI	FRA	Yamaha YZF R6	19.958 +0.021	25.132	23.310	24.206	1'32.606	1'32.627	12	0.021
14	56 P. SEBESTYEN	HUN	Honda CBR600RR	19.640	25.072	23.442 +0.045	24.461 +0.024	1'32.615	1'32.684	14	0.069
15	36 T. GRADINGER	AUT	Yamaha YZF R6	19.879 +0.047	25.028	23.306	24.453	1'32.666	1'32.713	15	0.047
16	47 R. HARTOG	NED	Kawasaki ZX-6R	19.918	25.119	23.330	24.822	1'33.189	1'33.189	16	
17	84 L. CRESSON	BEL	Yamaha YZF R6	19.979	25.446	23.609 +0.109	24.558	1'33.592	1'33.701	17	0.109
18	95 J. DANILO	FRA	Honda CBR600RR	20.058 +0.167	25.398 +0.487	23.771 +0.004	24.960	1'34.187	1'34.845	18	0.658
19	30 G. VAN STRAALLEN	NED	Kawasaki ZX-6R	20.412	25.599	23.738	24.921 +0.300	1'34.670	1'34.970	20	0.300
20	22 F. FULIGNI	ITA	MV Agusta F3 675	20.159	26.253	23.890	24.381 +0.280	1'34.683	1'34.963	19	0.280
21	10 N. CALERO	ESP	Kawasaki ZX-6R	20.277	25.920	23.936	24.829 +0.285	1'34.962	1'35.247	21	0.285
22	4 C. STANGE	GER	Honda CBR600RR	20.374	26.343 +0.038	23.808	24.769 +0.214	1'35.294	1'35.546	22	0.252
23	53 G. SCONZA	ITA	Honda CBR600RR	20.754 +0.067	26.382	23.842 +0.102	25.332	1'36.310	1'36.479	23	0.169
24	74 J. VAN SIKKELERUS	NED	Honda CBR600RR	20.871	26.692	24.667	25.216 +0.619	1'37.446	1'38.065	25	0.619
25	40 A. GYORFI	HUN	Yamaha YZF R6	20.960	26.632 +0.258	24.726	25.449	1'37.767	1'38.025	24	0.258
26	66 A. TOLEDO	ESP	Yamaha YZF R6	21.128	26.780	24.268	25.638 +0.930	1'37.814	1'38.744	26	0.930
27	67 G. MATERN	FRA	Kawasaki ZX-6R	22.896 +0.109	28.903	26.002	26.952	1'44.753	1'44.862	27	0.109
Overall Ideal Time				19.594	24.690	22.949	23.543	1'30.776			

06/07/2019

These data/results cannot be reproduced, stored and/or transmitted in whole or in part by any manner of electronic, mechanical, photocopying, recording, broadcasting or otherwise now known or herein after developed without the previous express consent by the copyright owner, except for reproduction in daily press and regular printed publications on sale to the public within 60 days of the event related to those data/results and always provided that copyright symbol appears together as follows below.

© DORNA WSBK ORGANIZATION Srl 2019

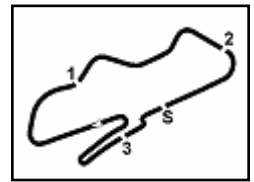
PIRELLI PERUGIA TIMING



Official Tyre Supplier



Official Timekeeper



Prosecco DOC UK Round, 5-7 July 2019

Chronological Analysis Tissot Superpole

Donington Park 4.023 m

1 / 2

1° 64 F. CARICASULO (1'31.092)							
Lap	Seg.1	Seg.2	Seg.3	Seg.4	Lap Time	km/h	Local Time
1		27.715	24.950	27.841		237,5	11:41'45.172
2	19.978	25.171	23.097	24.120	1'32.366	239,1	11:43'17.538
3	19.969	25.333	23.065	24.761	1'33.128	240,1	11:44'50.666
4	19.717	24.883	22.949	23.543	1'31.092	240,1	11:46'21.758
5	21.505	29.808	25.388	31.121	1'47.822P	221,9	11:48'09.580

2° 44 L. MAHIAS (1'31.812)							
Lap	Seg.1	Seg.2	Seg.3	Seg.4	Lap Time	km/h	Local Time
1		26.562	24.293	24.802		229,4	11:42'29.431
2	20.081	25.512	23.479	24.168	1'33.240	233,9	11:44'02.671
3	19.677	24.911	23.369	24.124	1'32.081	233,4	11:45'34.752
4	19.712	24.833	23.303	23.964	1'31.812	231,4	11:47'06.564
5	21.620	27.208	25.151	31.471	1'45.450P	226,5	11:48'52.014

3° 3 R. DE ROSA (1'31.849)							
Lap	Seg.1	Seg.2	Seg.3	Seg.4	Lap Time	km/h	Local Time
1		27.314	24.075	26.077		237,5	11:41'41.633
2	19.878	25.295	23.291	24.072	1'32.536	236,4	11:43'14.169
3	19.669	25.223	23.189	28.700	1'36.781	240,1	11:44'50.950
4	19.761	25.022	23.207	23.859	1'31.849	238,0	11:46'22.799
5	21.142	29.488	25.332	31.643	1'47.605P	226,5	11:48'10.404

4° 16 J. CLUZEL (1'31.862)							
Lap	Seg.1	Seg.2	Seg.3	Seg.4	Lap Time	km/h	Local Time
1		27.073	24.346	24.540		231,9	11:42'49.598
2	19.814	25.446	23.622	24.041	1'32.923	234,9	11:44'22.521
3	19.594	25.215	23.262	23.791	1'31.862	237,0	11:45'54.383
4	19.755	26.675	23.963	28.096	1'38.489P	235,4	11:47'32.872

5° 2 B. JONES (1'31.908)							
Lap	Seg.1	Seg.2	Seg.3	Seg.4	Lap Time	km/h	Local Time
1		26.746	24.158	24.803		225,6	11:41'38.886
2	20.300	25.152	23.284	24.428	1'33.164	233,4	11:43'12.050
3	19.706	24.887	23.062	24.302	1'31.957	233,9	11:44'44.007
4	19.824	24.766	23.084	24.234	1'31.908	233,4	11:46'15.915
5	21.343	30.308	25.743	33.450	1'50.844P	223,2	11:48'06.759

6° 86 A. BADOVINI (1'31.908)							
Lap	Seg.1	Seg.2	Seg.3	Seg.4	Lap Time	km/h	Local Time
1		26.934	23.898	24.598		230,9	11:41'39.016
2	19.947	25.124	23.387	24.113	1'32.571	231,4	11:43'11.587
3	19.669	25.024	23.289	23.986	1'31.968	231,9	11:44'43.555
4	19.649	24.812	23.379	24.068	1'31.908	232,4	11:46'15.463
5	21.044	28.706	24.706	29.658	1'44.114P	225,1	11:47'59.577

7° 78 H. OKUBO (1'32.078)							
Lap	Seg.1	Seg.2	Seg.3	Seg.4	Lap Time	km/h	Local Time
1		28.228	24.828	27.848		233,4	11:41'45.914
2	20.574	25.933	23.800	24.599	1'34.906	235,9	11:43'20.820
3	19.900	25.075	23.508	25.011	1'33.494	239,6	11:44'54.314
4	19.774	25.022	23.050	24.232	1'32.078	235,4	11:46'26.392
5	22.534	31.124	29.476	34.275	1'57.409CP	223,2	11:48'23.801

8° 32 I. VINALES (1'32.180)							
Lap	Seg.1	Seg.2	Seg.3	Seg.4	Lap Time	km/h	Local Time
1		27.148	24.336	24.476		231,4	11:42'02.493
2	19.932	25.645	23.601	24.094	1'33.272	234,9	11:43'35.765
3	19.778	25.188	23.435	23.779	1'32.180	234,9	11:45'07.945
4	20.245	25.168	23.614	26.015	1'35.042	238,0	11:46'42.987

5	22.439	28.172	24.889	32.555	1'48.055P	234,9	11:48'31.042
---	--------	--------	--------	--------	-----------	-------	--------------

9° 38 H. SOOMER (1'32.187)							
Lap	Seg.1	Seg.2	Seg.3	Seg.4	Lap Time	km/h	Local Time
1		27.986	25.024	28.101		234,9	11:41'45.667
2	20.087	25.223	23.405	24.310	1'33.025	233,4	11:43'18.692
3	19.709	24.871	23.890	24.655	1'33.125C	234,4	11:44'51.817
4	20.024	24.690	23.217	24.256	1'32.187	235,9	11:46'24.004
5	20.488	27.731	24.011	29.057	1'41.287P	231,4	11:48'05.291

10° 11 K. SMITH (1'32.267)							
Lap	Seg.1	Seg.2	Seg.3	Seg.4	Lap Time	km/h	Local Time
1		27.356	24.159	25.099		232,4	11:41'40.509
2	19.942	25.531	23.306	24.377	1'33.156	234,9	11:43'13.665
3	19.910	25.154	23.166	24.449	1'32.679	235,9	11:44'46.344
4	19.770	24.959	23.211	24.327	1'32.267	232,9	11:46'18.611
5	19.734	25.836	24.054	32.929	1'42.553P	231,9	11:48'01.164

11° 21 R. KRUMMENACHER (1'32.434)							
Lap	Seg.1	Seg.2	Seg.3	Seg.4	Lap Time	km/h	Local Time
1		26.827	24.091	24.244		229,9	11:42'01.451
2	19.727	25.485	23.640	23.924	1'32.776	234,9	11:43'34.227
3	19.662	25.165	23.444	24.163	1'32.434	237,5	11:45'06.661
4	19.997	25.920	23.769	26.799	1'36.485	233,4	11:46'43.146
5	22.075	27.755	24.631	31.733	1'46.194P	233,9	11:48'29.340

12° 94 C. PEROLARI (1'32.627)							
Lap	Seg.1	Seg.2	Seg.3	Seg.4	Lap Time	km/h	Local Time
1		27.674	24.309	24.750		233,9	11:41'40.136
2	19.958	25.666	23.410	24.252	1'33.286	235,4	11:43'13.422
3	19.979	25.132	23.310	24.206	1'32.627	237,0	11:44'46.049
4	20.955	25.606	23.546	24.442	1'34.549	235,9	11:46'20.598
5	22.911	29.287	24.754	30.643	1'47.595P	231,4	11:48'08.193

13° 14 J. KENNEDY (1'32.642)							
Lap	Seg.1	Seg.2	Seg.3	Seg.4	Lap Time	km/h	Local Time
1		27.826	24.770	28.187		235,4	11:41'45.695
2	20.546	25.985	23.843	24.444	1'34.818	229,9	11:43'20.513
3	19.880	25.121	23.704	24.247	1'32.952	236,4	11:44'53.465
4	19.875	25.049	23.310	24.408	1'32.642	234,4	11:46'26.107
5	22.015	33.330	28.524	35.192	1'59.061P	177,3	11:48'25.168

14° 56 P. SEBESTYEN (1'32.684)							
Lap	Seg.1	Seg.2	Seg.3	Seg.4	Lap Time	km/h	Local Time
1		27.603	24.344	25.609		233,9	11:41'41.975
2	20.003	25.332	23.442	24.469	1'33.246	234,9	11:43'15.221
3	19.769	25.206	23.531	24.461	1'32.967	233,4	11:44'48.188
4	19.640	25.072	23.487	24.485	1'32.684	238,0	11:46'20.872
5	19.826	25.874	24.337	36.919	1'46.956P	230,4	11:48'07.828

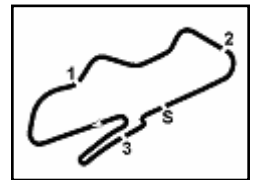
15° 36 T. GRADINGER (1'32.713)							
Lap	Seg.1	Seg.2	Seg.3	Seg.4	Lap Time	km/h	Local Time
1		30.470	27.351	26.424		230,4	11:41'51.713
2	20.327	26.665	24.909	24.617	1'36.518	235,4	11:43'28.231
3	19.879	25.408	23.776	24.548	1'33.611	236,4	11:45'01.842
4	19.926	25.028	23.306	24.453	1'32.713	237,5	11:46'34.555
5	20.080	25.245	23.483	28.405	1'37.213P	239,1	11:48'11.768

16° 47 R. HARTOG (1'33.189)							
Lap	Seg.1	Seg.2	Seg.3	Seg.4	Lap Time	km/h	Local Time
1		28.044	24.484	25.703		232,9	11:41'42.428

06/07/2019 P = Pits In/Out - C = Lap Time Cancelled

These data/results cannot be reproduced, stored and/or transmitted in whole or in part by any manner of electronic, mechanical, photocopying, recording, broadcasting or otherwise now known or herein after developed without the previous express consent by the copyright owner, except for reproduction in daily press and regular printed publications on sale to the public within 60 days of the event related to those data/results and always provided that copyright symbol appears together as follows below.

© DORNA WSBK ORGANIZATION Srl 2019



Donington Park 4.023 m

2 / 2

Prosecco DOC UK Round, 5-7 July 2019 Chronological Analysis Tissot Superpole

2	20.230	25.732	23.844	25.018	1'34.824	233,4	11:43'17.252	3	20.754	26.541	23.842	25.613	1'36.750	227,5	11:45'32.094
3	20.083	25.302	23.553	24.946	1'33.884	231,4	11:44'51.136	4	20.821	26.382	23.944	25.332	1'36.479	230,9	11:47'08.573
4	19.918	25.119	23.330	24.822	1'33.189	234,9	11:46'24.325	5	22.853	29.933	25.771	30.744	1'49.301P	222,8	11:48'57.874
5	26.065	34.476	26.569	34.592	2'01.702P	228,9	11:48'26.027								

17° 84 L. CRESSON (1'33.701)							
Lap	Seg.1	Seg.2	Seg.3	Seg.4	Lap Time	km/h	Local Time
1		27.756	24.944	26.647	C	237,5	11:41'45.827
2	20.231	26.023	24.018	24.945	1'35.217	234,4	11:43'21.044
3	19.979	25.446	23.718	24.558	1'33.701	234,9	11:44'54.745
4	19.984	25.504	23.609	24.608	1'33.705	237,5	11:46'28.450
5	20.555	28.423	26.360	35.692	1'51.030CP	233,9	11:48'19.480

24° 40 A. GYORFI (1'38.025)							
Lap	Seg.1	Seg.2	Seg.3	Seg.4	Lap Time	km/h	Local Time
1		29.556	26.517	26.664		219,1	11:41'49.516
2	21.637	27.443	25.312	25.523	1'39.915	224,6	11:43'29.431
3	20.960	26.890	24.726	25.449	1'38.025	227,0	11:45'07.456
4	21.044	26.632	24.742	25.611	1'38.029	226,5	11:46'45.485
5	21.842	29.973	27.709	35.943	1'55.467P	216,1	11:48'40.952

18° 95 J. DANILO (1'34.845)							
Lap	Seg.1	Seg.2	Seg.3	Seg.4	Lap Time	km/h	Local Time
1		27.991	24.315	24.992		236,4	11:41'42.636
2	20.225	25.885	23.775	24.960	1'34.845	232,9	11:43'17.481
3	21.641	26.082	24.020	25.266	1'37.009C	231,4	11:44'54.490
4	20.058	25.398	23.771	28.492	1'37.719	234,9	11:46'32.209
5	20.436	26.583	24.069	26.246	1'37.334	234,9	11:48'09.543
6	38.097	41.997	34.910	42.346	2'37.350P	169,0	11:50'46.893

25° 74 J. VAN SIKKELERUS (1'38.065)							
Lap	Seg.1	Seg.2	Seg.3	Seg.4	Lap Time	km/h	Local Time
1		28.263	25.533	28.799		232,4	11:41'48.387
2	58.556	27.229	24.792	25.605	2'16.182P	227,5	11:44'04.569
3	21.639	26.907	24.692	25.216	1'38.454	218,7	11:45'43.023
4	20.871	26.692	24.667	25.835	1'38.065	228,4	11:47'21.088
5	21.831	29.148	27.314	32.345	1'50.638P	219,6	11:49'11.726
6	8'52.846	34.329	29.129	32.013	10'28.317P	219,1	11:59'40.043
7	24.965	31.649	27.635	38.253	2'02.502P	221,9	12:01'42.545

19° 22 F. FULIGNI (1'34.963)							
Lap	Seg.1	Seg.2	Seg.3	Seg.4	Lap Time	km/h	Local Time
1		28.616	25.705	26.183		231,9	11:41'46.672
2	20.849	26.515	24.563	24.786	1'36.713	234,4	11:43'23.385
3	20.406	26.533	24.377	24.381	1'35.697	237,0	11:44'59.082
4	20.159	26.253	23.890	24.661	1'34.963	234,9	11:46'34.045
5	21.132	26.965	24.625	31.457	1'44.179P	234,9	11:48'18.224

26° 66 A. TOLEDO (1'38.744)							
Lap	Seg.1	Seg.2	Seg.3	Seg.4	Lap Time	km/h	Local Time
1		28.374	25.299	25.638		223,7	11:46'57.093
2	21.128	26.780	24.268	26.568	1'38.744	229,4	11:48'35.837
3	26.583	36.804	32.340	37.316	2'13.043P	190,8	11:50'48.880

20° 30 G. VAN STRAALEN (1'34.970)							
Lap	Seg.1	Seg.2	Seg.3	Seg.4	Lap Time	km/h	Local Time
1		30.658	26.299	26.890		228,4	11:41'53.478
2	20.777	26.419	24.185	25.725	1'37.106	231,9	11:43'30.584
3	20.523	25.877	24.002	24.921	1'35.323	233,9	11:45'05.907
4	20.745	26.092	23.930	24.989	1'35.756	235,9	11:46'41.663
5	20.412	25.599	23.738	25.221	1'34.970	235,4	11:48'16.633
6	24.830	31.966	28.604	34.770	2'00.170CP	225,1	11:50'16.803
7	10'52.103	33.342	28.484	29.237	12'23.166P	219,6	12:02'39.969
8	23.665	31.210	27.552	28.255	1'50.682	221,4	12:04'30.651
9	23.132	30.719	27.172	28.037	1'49.060	224,2	12:06'19.711

27° 67 G. MATERN (1'44.862)							
Lap	Seg.1	Seg.2	Seg.3	Seg.4	Lap Time	km/h	Local Time
1		31.585	30.600	30.150		134,6	11:44'03.950
2	23.005	28.903	26.002	26.952	1'44.862	217,8	11:45'48.812
3	22.896	29.388	27.138	30.904	1'50.326P	218,7	11:47'39.138

21° 10 N. CALERO (1'35.247)							
Lap	Seg.1	Seg.2	Seg.3	Seg.4	Lap Time	km/h	Local Time
1		28.160	24.566	28.156		232,4	11:41'46.403
2	20.775	26.259	24.194	24.829	1'36.057	228,4	11:43'22.460
3	20.760	26.714	24.978	24.992	1'37.444	228,4	11:44'59.904
4	20.277	25.920	23.936	25.114	1'35.247	229,9	11:46'35.151
5	20.473	27.057	24.506	31.639	1'43.675P	231,9	11:48'18.826

22° 4 C. STANGE (1'35.546)							
Lap	Seg.1	Seg.2	Seg.3	Seg.4	Lap Time	km/h	Local Time
1		29.682	25.430	25.762		223,2	11:42'19.019
2	20.623	26.410	23.975	24.769	1'35.777	229,4	11:43'54.796
3	20.374	26.381	23.808	24.983	1'35.546	228,4	11:45'30.342
4	20.807	26.343	24.101	30.258	1'41.509P	227,5	11:47'11.851

23° 53 G. SCONZA (1'36.479)							
Lap	Seg.1	Seg.2	Seg.3	Seg.4	Lap Time	km/h	Local Time
1		29.498	25.298	26.459		222,3	11:42'17.469
2	21.249	26.780	24.318	25.528	1'37.875	224,6	11:43'55.344

06/07/2019 P = Pits In/Out - C = Lap Time Cancelled

These data/results cannot be reproduced, stored and/or transmitted in whole or in part by any manner of electronic, mechanical, photocopying, recording, broadcasting or otherwise now known or herein after developed without the previous express consent by the copyright owner, except for reproduction in daily press and regular printed publications on sale to the public within 60 days of the event related to those data/results and always provided that copyright symbol appears together as follows below.

© DORNA WSBK ORGANIZATION Srl 2019

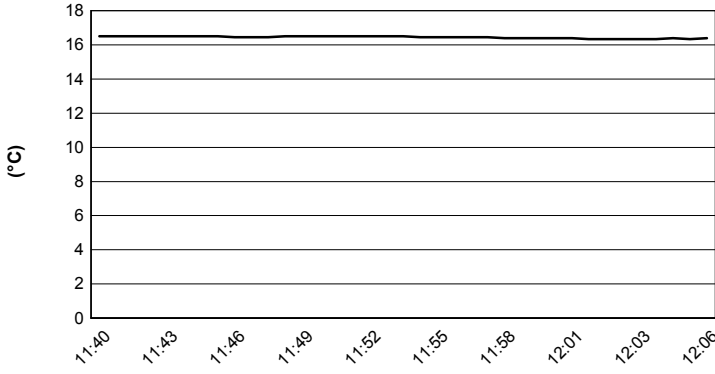


Prosecco DOC UK Round, 5-7 July 2019

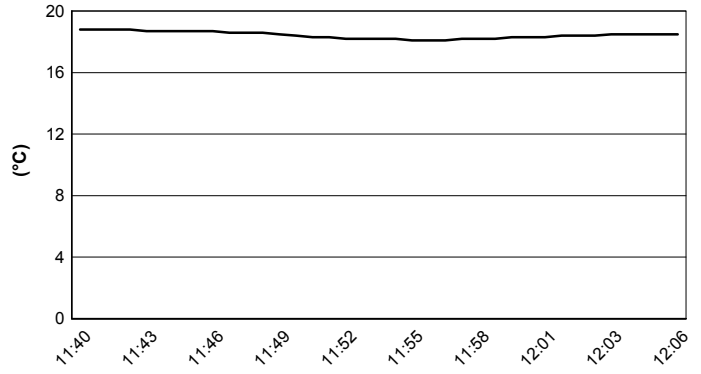
Weather Report Tissot Superpole

Session started 11:40 - Session ended 12:06

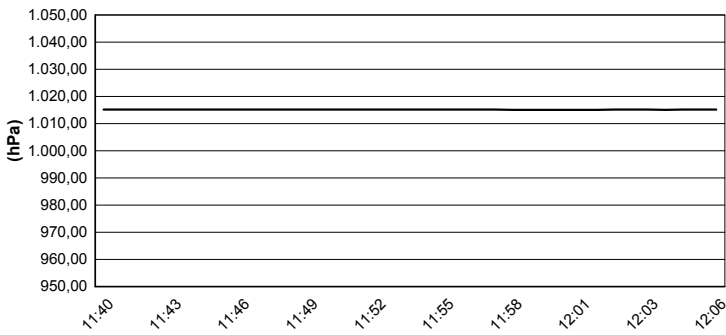
Air Temperature



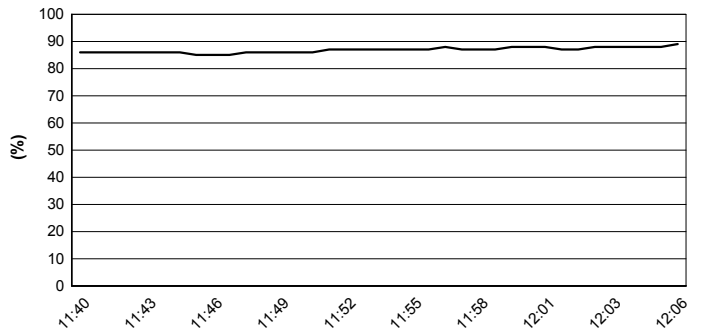
Track Temperature



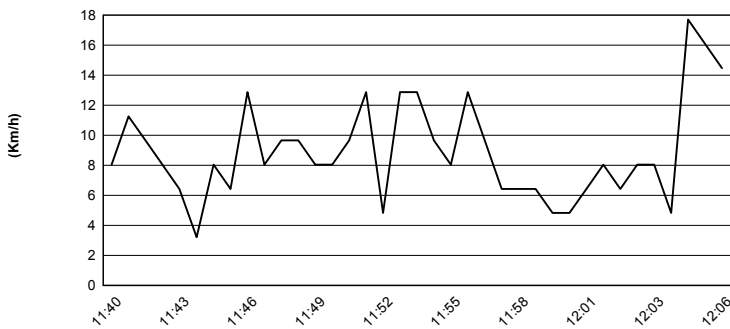
Air Pressure



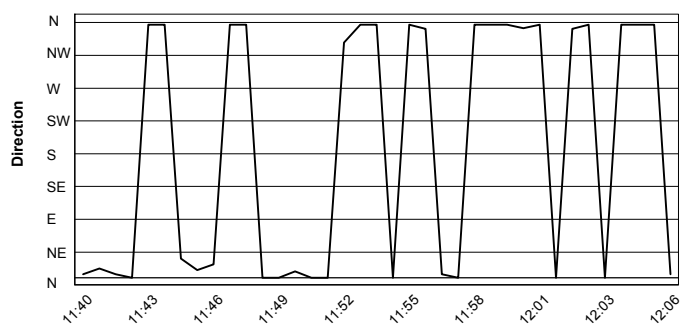
Humidity



Wind Speed



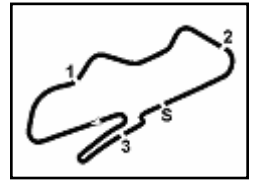
Wind Direction



06/07/2019

These data/results cannot be reproduced, stored and/or transmitted in whole or in part by any manner of electronic, mechanical, photocopying, recording, broadcasting or otherwise now known or herein after developed without the previous express consent by the copyright owner, except for reproduction in daily press and regular printed publications on sale to the public within 60 days of the event related to those data/results and always provided that copyright symbol appears together as follows below.

© DORNA WSBK ORGANIZATION Srl 2019



Donington Park 4.023 m

Prosecco DOC UK Round, 5-7 July 2019

Provisional Starting Grid

20 Laps x 4,023 km = 80,460 km

1	64 CARICASULO F. Yamaha 1'31.092	2	44 MAHIAS L. Kawasaki 1'31.812	3	3 DE ROSA R. MV Agusta 1'31.849	
2	4	16 CLUZEL J. Yamaha 1'31.862	5	2 JONES B. Yamaha 1'31.908	6	86 BADOVINI A. Kawasaki 1'31.908
3	7	78 OKUBO H. Kawasaki 1'32.078	8	32 VINALES I. Yamaha 1'32.180	9	38 SOOMER H. Honda 1'32.187
4	10	11 SMITH K. Kawasaki 1'32.267	11	21 KRUMMENACHER R. Yamaha 1'32.434	12	94 PEROLARI C. Yamaha 1'32.627
5	13	14 KENNEDY J. Yamaha 1'32.642	14	56 SEBESTYEN P. Honda 1'32.684	15	36 GRADINGER T. Yamaha 1'32.713
6	16	47 HARTOG R. Kawasaki 1'33.189	17	84 CRESSON L. Yamaha 1'33.701	18	95 DANILO J. Honda 1'34.845
7	19	22 FULIGNI F. MV Agusta 1'34.963	20	30 VAN STRAALEN G. Kawasaki 1'34.970	21	10 CALERO N. Kawasaki 1'35.247
8	22	4 STANGE C. Honda 1'35.546	23	53 SCONZA G. Honda 1'36.479	24	74 VAN SIKKELERUS J Honda
9	25	66 TOLEDO A. Yamaha	26	40 GYORFI A. Yamaha		

06/07/2019 The Race Director

These data/results cannot be reproduced, stored and/or transmitted in whole or in part by any manner of electronic, mechanical, photocopying, recording, broadcasting or otherwise now known or herein after developed without the previous express consent by the copyright owner, except for reproduction in daily press and regular printed publications on sale to the public within 60 days of the event related to those data/results and always provided that copyright symbol appears together as follows below.

© DORNA WSBK ORGANIZATION Srl 2019

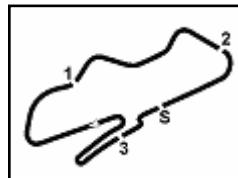
FIKR PERUGIA TIMING



Official Tyre Supplier



Official Timekeeper



Donington Park 4.023 m

Prosecco DOC UK Round, 5-7 July 2019

Superpole Ranking

	2016	2017	2018	2019
01 Phillip Island Grand Prix Circuit	Sofuoglu (Tur) Kaw 1'33.142 (171,8 Km/h)	Jacobsen (Usa) MvA 1'33.128 (171,8 Km/h)	Mahias (Fra) Yam 1'33.160 (171,8 Km/h)	Caricasulo (Ita) Yam 1'32.604 (172,8 Km/h)
02 Chang International Circuit	Cluzel (Fra) MvA 1'38.383 (166,6 Km/h)	Cluzel (Fra) Hon 1'37.683 (167,8 Km/h)	Mahias (Fra) Yam 1'36.738 (169,5 Km/h)	Cluzel (Fra) Yam 1'36.826 (169,3 Km/h)
03 Motorland Aragon	Sofuoglu (Tur) Kaw 1'54.000 (160,3 Km/h)	Jacobsen (Usa) MvA 1'54.948 (159,0 Km/h)	Cortese (Ger) Yam 1'53.567 (160,9 Km/h)	Gradinger (Aut) Yam 1'53.972 (160,4 Km/h)
04 TT Circuit Assen	Krummenacher (Sui) Kaw 1'39.300 (164,7 Km/h)	Sofuoglu (Tur) Kaw 1'37.805 (167,2 Km/h)	Cortese (Ger) Yam 1'37.799 (167,2 Km/h)	Krummenacher (Sui) Yam 1'38.010 (166,8 Km/h)
05 Autodromo Internazionale Enzo e Dino	Cluzel (Fra) MvA 1'51.132 (159,8 Km/h)	Jacobsen (Usa) MvA 1'51.611 (159,1 Km/h)	Mahias (Fra) Yam 1'53.042 (157,1 Km/h)	Krummenacher (Sui) Yam 1'50.239 (161,1 Km/h)
06 Circuito de Jerez Ángel Nieto	Sofuoglu (Tur) Kaw 1'42.969 (154,6 Km/h)	Caricasulo (Ita) Yam 1'43.285 (154,2 Km/h)		Krummenacher (Sui) Yam 1'41.775 (156,5 Km/h)
07 Misano World Circuit "Marco Simoncelli"	Caricasulo (Ita) Hon 1'38.097 (149,0 Km/h)	Sofuoglu (Tur) Kaw 1'38.672 (148,1 Km/h)	Caricasulo (Ita) Yam 1'37.694 (149,6 Km/h)	Mahias (Fra) Kaw 1'38.909 (147,8 Km/h)
08 Donington Park	Sofuoglu (Tur) Kaw 1'30.298 (160,3 Km/h)	Sofuoglu (Tur) Kaw 1'30.904 (159,2 Km/h)	Cluzel (Fra) Yam 1'30.270 (160,3 Km/h)	Caricasulo (Ita) Yam 1'31.092 (158,9 Km/h)
09 Autódromo Internacional do Algarve		Sofuoglu (Tur) Kaw 1'45.541 (156,6 Km/h)	Mahias (Fra) Yam 1'44.588 (158,1 Km/h)	
10 Circuit de Nevers Magny-Cours	Sofuoglu (Tur) Kaw 1'55.461 (137,5 Km/h)	Tuuli (Fin) Yam 1'43.833 (152,9 Km/h)	Caricasulo (Ita) Yam 1'40.416 (158,1 Km/h)	
11 Circuit San Juan Villicum			Mahias (Fra) Yam 1'43.026 (139,8 Km/h)	
12 Losail International Circuit	Stapleford (Gbr) Tri 2'01.621 (159,2 Km/h)	Mahias (Fra) Yam 2'00.738 (160,4 Km/h)	Mahias (Fra) Yam 2'00.461 (160,8 Km/h)	

2019

- 3 R. Krummenacher
- 2 **F. Caricasulo**
- 1 T. Gradinger
- 1 L. Mahias
- 1 J. Cluzel

ALL TIMES

- | | | |
|------------------------|-------------------|-------------------|
| 34 K. Sofuoglu | 3 R. Xaus | 1 C. Kellner |
| 22 S. Charpentier | 3 I. MacPherson | 1 B. MacLeod |
| 21 J. Cluzel | 3 A. Pitt | 1 J. Vd Goorbergh |
| 17 B. Parkes | 3 K. Curtain | 1 S. Sanna |
| 15 K. Muggeridge | 3 D. Salom | 1 M. Fabrizio |
| 14 F. Foret | 3 S. Cortese | 1 C. Jones |
| 14 S. Lowes | 2 P. Bontempi | 1 S. Morais |
| 10 C. Crutchlow | 2 V. Gueschi | 1 K. Coghlan |
| 8 L. Mahias | 2 J. Teuchert | 1 C. Davies |
| 6 S. Chambon | 2 M. Lagrive | 1 F. Marino |
| 6 E. Laverty | 2 L. Scassa | 1 L. Stapleford |
| 6 F. Caricasulo | 2 J. Lascorz | 1 N. Tuuli |
| 5 P. Casoli | 2 M. Pirro | 1 T. Gradinger |
| 5 K. Fujiwara | 2 M. van der Mark | |
| 5 C. Vermeulen | 1 J. Whitham | |
| 5 P. Jacobsen | 1 M. Meregalli | |
| 4 R. Krummenacher | 1 P. Riba | |

06/07/2019

These data/results cannot be reproduced, stored and/or transmitted in whole or in part by any manner of electronic, mechanical, photocopying, recording, broadcasting or otherwise now known or herein after developed without the previous express consent by the copyright owner, except for reproduction in daily press and regular printed publications on sale to the public within 60 days of the event related to those data/results and always provided that copyright symbol appears together as follows below.

© DORNA WSBK ORGANIZATION Srl 2019

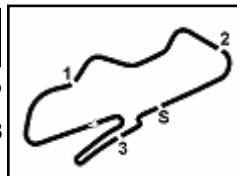
FICR PERUGIA TIMING



Official Tyre Supplier



Official Timekeeper



Donington Park 4.023 m

Prosecco DOC UK Round, 5-7 July 2019

Tissot Superpole Award

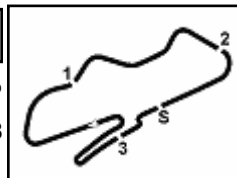
	Points	Points From First	Points From Previous	February 24	March 17	April 7	April 14	May 12	June 9	June 23	July 7	September 8	September 24	October 13	October 26				
				PHILLIP ISLAND	BURIRAM	ARAGON	ASSEN	IMOLA	JEREZ	MISANO	DONINGTON PARK	PORTIMAO	MAGNY COURS	SAN JUAN	LOSAIL				
1 CARICASULO Federico (ITA)	76			12	7	9	9	9	9	9	12								
2 KRUMMENACHER Randy (SUI)	68	8		9	9	7	12	12	12	7									
3 CLUZEL Jules (FRA)	49	27	19	7	12	6	4	7	2	5	6								
4 DE ROSA Raffaele (ITA)	40	36	9	6	5	4	7	4	5	2	7								
5 MAHIAS Lucas (FRA)	38	38	2	1	1	3	2	3	7	12	9								
6 GRADINGER Thomas (AUT)	34	42	4	4	3	12	3	6	6										
7 OKUBO Hikari (JPN)	27	49	7	2	6	1	5	5	4	1	3								
8 VINALES Isaac (ESP)	15	61	12		4	5			1	3	2								
9 SOOMER Hannes (EST)	13	63	2				6			6	1								
10 BADOVINI Ayrton (ITA)	9	67	4					2	3		4								
11 JONES Brad (GBR)	5	71	4								5								
12 FULIGNI Federico (ITA)	5	71	0	5															
13 BARBERA Hector (ESP)	5	71	0	3	2														
14 OTTAVIANI Luca (ITA)	4	72	1							4									
15 PEROLARI Corentin (FRA)	3	73	1			2	1												
16 ROCCOLI Massimo (ITA)	1	75	2					1											

06/07/2019 Odd points columns: Tissot Superpole Even points columns: Tissot Superpole Race

These data/results cannot be reproduced, stored and/or transmitted in whole or in part by any manner of electronic, mechanical, photocopying, recording, broadcasting or otherwise now known or herein after developed without the previous express consent by the copyright owner, except for reproduction in daily press and regular printed publications on sale to the public within 60 days of the event related to those data/results and always provided that copyright symbol appears together as follows below.

© DORNA WSBK ORGANIZATION Srl 2019





Prosecco DOC UK Round, 5-7 July 2019

Best Laps & Speeds

No.	Rider Bike	Nat	Best Lap		FP1		FP2		FP3		SP	
			LL	SPD	LL	SPD	LL	SPD	LL	SPD	LL	SPD
1	16 J. CLUZEL Yamaha YZF R6	FRA	1'30.888	240,6	1'31.374	240,6	1'30.888	239,0	1'40.662	231,8	1'31.862	236,9
2	21 R. KRUMMENACHER Yamaha YZF R6	SUI	1'31.078	238,5	1'31.668	238,0	1'31.078	238,5	1'40.750	232,8	1'32.434	237,4
3	64 F. CARICASULO Yamaha YZF R6	ITA	1'31.092	240,1	1'32.054	238,5	1'31.399	239,0	1'39.631	233,8	1'31.092	240,1
4	38 H. SOOMER Honda CBR600RR	EST	1'31.308	235,9	1'32.166	234,3	1'31.308	233,8	1'43.275	222,7	1'32.187	235,9
5	44 L. MAHIAS Kawasaki ZX-6R	FRA	1'31.392	234,9	1'31.600	234,9	1'31.392	231,8	1'46.563	223,6	1'31.812	233,8
6	3 R. DE ROSA MV Agusta F3 675	ITA	1'31.483	240,1	1'32.058	238,0	1'31.483	237,4	1'40.082	229,8	1'31.849	240,1
7	86 A. BADOVINI Kawasaki ZX-6R	ITA	1'31.601	234,9	1'31.945	234,9	1'31.601	234,9	1'39.758	228,9	1'31.908	232,3
8	14 J. KENNEDY Yamaha YZF R6	IRL	1'31.739	236,4	1'31.992	236,4	1'31.739	234,9	1'40.594	225,5	1'32.642	236,4
9	32 I. VINALES Yamaha YZF R6	ESP	1'31.847	238,0	1'32.297	236,4	1'31.847	236,4	1'39.947	230,3	1'32.180	238,0
10	2 B. JONES Yamaha YZF R6	GBR	1'31.908	239,0	1'32.550	234,9	1'31.909	239,0	1'41.874	223,2	1'31.908	233,8
11	36 T. GRADINGER Yamaha YZF R6	AUT	1'32.051	239,0	1'32.244	236,4	1'32.051	235,4	1'44.396	226,5	1'32.713	239,0
12	78 H. OKUBO Kawasaki ZX-6R	JPN	1'32.078	239,6	1'32.693	237,4	1'32.248	235,4	1'44.280	224,6	1'32.078	239,6
13	56 P. SEBESTYEN Honda CBR600RR	HUN	1'32.163	238,0	1'32.698	234,3	1'32.163	234,9	1'43.625	223,6	1'32.684	238,0
14	11 K. SMITH Kawasaki ZX-6R	GBR	1'32.267	235,9			1'32.468	233,3	1'39.124	230,3	1'32.267	235,9
15	47 R. HARTOG Kawasaki ZX-6R	NED	1'32.381	234,9	1'32.886	231,8	1'32.381	233,8	1'49.363	221,8	1'33.189	234,9
16	94 C. PEROLARI Yamaha YZF R6	FRA	1'32.527	237,4	1'32.812	235,9	1'32.527	237,4	1'42.633	226,0	1'32.627	236,9
17	84 L. CRESSON Yamaha YZF R6	BEL	1'33.295	238,0	1'33.365	238,0	1'33.295	233,8	1'44.433	227,4	1'33.701	237,4
18	95 J. DANILO Honda CBR600RR	FRA	1'33.516	236,9	1'34.494	236,9	1'33.516	236,4	1'38.785	228,4	1'34.845	236,4
19	10 N. CALERO Kawasaki ZX-6R	ESP	1'33.535	233,8	1'33.995	233,8	1'33.535	230,8	1'45.072	225,0	1'35.247	232,3
20	30 G. VAN STRAALLEN Kawasaki ZX-6R	NED	1'33.677	237,4	1'34.868	235,4	1'33.677	237,4	1'43.420	226,5	1'34.970	235,9
21	22 F. FULIGNI MV Agusta F3 675	ITA	1'33.820	236,9	1'34.631	236,4	1'33.820	235,4	1'46.634	228,9	1'34.963	236,9
22	74 J. VAN SIKKELERUS Honda CBR600RR	NED	1'34.530	232,3	1'34.530	231,8	1'35.205	229,4			1'38.065	232,3
23	4 C. STANGE Honda CBR600RR	GER	1'34.635	232,3	1'36.327	230,3	1'34.635	232,3	1'44.021	222,7	1'35.546	229,4
24	66 A. TOLEDO Yamaha YZF R6	ESP	1'34.777	231,8	1'36.292	230,8	1'34.777	231,8	1'46.417	224,6	1'38.744	229,4
25	53 G. SCONZA Honda CBR600RR	ITA	1'36.183	230,8	1'37.941	229,4	1'36.183	226,9	1'43.603	223,6	1'36.479	230,8

06/07/2019

These data/results cannot be reproduced, stored and/or transmitted in whole or in part by any manner of electronic, mechanical, photocopying, recording, broadcasting or otherwise now known or herein after developed without the previous express consent by the copyright owner, except for reproduction in daily press and regular printed publications on sale to the public within 60 days of the event related to those data/results and always provided that copyright symbol appears together as follows below.

© DORNA WSBK ORGANIZATION Srl 2019

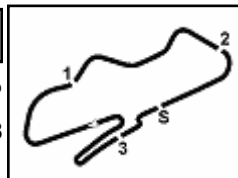
FICR PERUGIA TIMING



Official Tyre Supplier



Official Timekeeper


Prosecco DOC UK Round, 5-7 July 2019
Best Laps & Speeds

No.	Rider Bike	Nat	Best Lap		FP1		FP2		FP3		SP							
			LL	SPD	LL	SPD	LL	SPD	LL	SPD	LL	SPD						
26	40 A. GYORFI Yamaha YZF R6	HUN	1'36.676		1'38.963		1'36.676		1'48.837		1'38.025							
			54	229,8	21	227,9	20	229,8	9	219,1	4	226,9						
27	67 G. MATERN Kawasaki ZX-6R	FRA	1'39.140		1'39.629		1'39.140		1'54.559		1'44.862							
			46	224,1	19	224,1	16	222,3	9	217,8	2	218,7						

06/07/2019

These data/results cannot be reproduced, stored and/or transmitted in whole or in part by any manner of electronic, mechanical, photocopying, recording, broadcasting or otherwise now known or herein after developed without the previous express consent by the copyright owner, except for reproduction in daily press and regular printed publications on sale to the public within 60 days of the event related to those data/results and always provided that copyright symbol appears together as follows below.

© DORNA WSBK ORGANIZATION Srl 2019

PIRELLI PERUGIA TIMING


Official Tyre Supplier



Official Timekeeper