

## Prosecco DOC UK Round, 5-7 July 2019

### Chronological Analysis Race

Start at 15:15'52.524

1° 85 K. SABATUCCI (1'42.620)								5° 41 J. JAHNIG (1'42.601)							
Lap	Seg.1	Seg.2	Seg.3	Seg.4	Lap Time	km/h	Local Time	Lap	Seg.1	Seg.2	Seg.3	Seg.4	Lap Time	km/h	Local Time
1		27.699	26.233	26.333	1'46.952	186,9	15:17'39.476	1		28.459	26.144	26.921	1'49.367	191,5	15:17'41.891
2	23.368	27.393	26.231	26.247	1'43.239	187,8	15:19'22.715	2	23.357	27.321	25.962	26.565	1'43.205	188,5	15:19'25.096
3	23.681	27.683	26.030	26.180	1'43.574	186,5	15:21'06.289	3	23.403	27.369	25.616	26.385	1'42.773	184,6	15:21'07.869
4	23.813	27.223	26.072	26.082	1'43.190	192,5	15:22'49.479	4	23.403	27.303	25.765	26.347	1'42.818	185,9	15:22'50.687
5	23.328	27.470	25.893	25.929	1'42.620	189,2	15:24'32.099	5	23.487	27.249	25.844	26.617	1'43.197	190,5	15:24'33.884
6	23.361	27.266	25.718	26.100	1'42.655	190,8	15:26'14.754	6	23.420	27.466	25.660	26.231	1'42.777	187,8	15:26'16.661
7	23.417	27.429	26.150	26.035	1'43.031	189,8	15:27'57.785	7	23.461	27.451	25.504	26.185	1'42.601	185,3	15:27'59.262
8	23.356	27.383	26.063	26.234	1'43.036	189,2	15:29'40.821	8	23.534	27.378	25.594	26.231	1'42.737	185,6	15:29'41.999
9	23.461	27.407	25.829	26.221	1'42.918	190,5	15:31'23.739	9	23.580	27.221	25.641	26.350	1'42.792	186,5	15:31'24.791
10	23.466	27.720	25.811	26.782	1'43.779	190,8	15:33'07.518	10	23.367	27.238	25.882	26.333	1'42.820	193,9	15:33'07.611
11	23.739	27.448	27.375	26.200	1'44.762	190,5	15:34'52.280	11	23.586	27.329	27.061	26.441	1'44.417	188,2	15:34'52.028
12	23.296	27.371	26.056	26.451	1'43.174	188,5	15:36'35.454	12	23.347	27.365	25.876	28.730	1'45.318	186,5	15:36'37.346
13	23.864	27.732	26.420	26.083	1'44.099	186,5	15:38'19.553	13	23.557	27.416	25.827	26.480	1'43.280	188,5	15:38'20.626
Race Time 22'27.029								Race Time 22'28.102							
2° 25 A. VERDOÍA (1'42.132)								6° 66 D. OTTEN (1'42.759)							
Lap	Seg.1	Seg.2	Seg.3	Seg.4	Lap Time	km/h	Local Time	Lap	Seg.1	Seg.2	Seg.3	Seg.4	Lap Time	km/h	Local Time
1		27.763	26.299	26.260	1'48.404	193,9	15:17'40.928	1		27.702	26.309	27.103	1'47.697	186,9	15:17'40.221
2	23.088	27.563	26.019	26.012	1'42.682	181,8	15:19'23.610	2	23.584	27.817	26.243	26.120	1'43.764	189,5	15:19'23.985
3	23.062	27.633	25.914	26.297	1'42.906	186,2	15:21'06.516	3	23.365	27.431	26.081	26.379	1'43.256	187,8	15:21'07.241
4	23.374	27.047	25.865	25.846	1'42.132	183,7	15:22'48.648	4	23.420	27.267	25.912	26.160	1'42.759	184,9	15:22'50.000
5	23.213	27.235	26.007	26.156	1'42.611	180,3	15:24'31.259	5	23.189	28.046	25.958	26.165	1'43.358	183,7	15:24'33.358
6	23.469	27.375	25.914	25.847	1'42.605	181,5	15:26'13.864	6	23.571	27.668	26.060	26.194	1'43.493	182,4	15:26'16.851
7	23.734	27.561	25.896	25.963	1'43.154	181,5	15:27'57.018	7	23.478	27.662	26.442	26.087	1'43.669	186,5	15:28'00.520
8	23.468	27.837	25.830	25.905	1'43.040	184,0	15:29'40.058	8	23.537	27.511	26.418	26.218	1'43.684	185,3	15:29'44.204
9	23.737	27.501	26.025	26.225	1'43.488	180,9	15:31'23.546	9	23.590	27.523	26.198	26.132	1'43.443	183,7	15:31'27.647
10	23.360	27.464	26.112	26.477	1'43.413	182,4	15:33'06.959	10	23.502	27.433	25.918	26.381	1'43.234	183,4	15:33'10.881
11	23.490	27.604	27.771	26.328	1'45.193	180,3	15:34'52.152	11	23.230	27.710	25.986	26.038	1'42.964	186,9	15:34'53.845
12	23.265	27.414	26.058	26.709	1'43.446	184,6	15:36'35.598	12	23.451	27.501	25.976	26.850	1'43.778	180,9	15:36'37.623
13	23.880	27.774	26.373	26.167	1'44.194	180,0	15:38'19.792	13	23.347	27.709	25.915	26.207	1'43.178	182,1	15:38'20.801
Race Time 22'27.268								Race Time 22'28.277							
3° 22 N. KALININ (1'42.240)								7° 52 O. KÖNIG (1'42.475)							
Lap	Seg.1	Seg.2	Seg.3	Seg.4	Lap Time	km/h	Local Time	Lap	Seg.1	Seg.2	Seg.3	Seg.4	Lap Time	km/h	Local Time
1		28.652	26.176	27.568	1'50.461	191,5	15:17'42.985	1		27.745	26.394	27.318	1'48.267	184,0	15:17'40.791
2	22.709	27.195	26.466	26.315	1'42.685	190,2	15:19'25.670	2	23.450	27.442	26.848	26.767	1'44.507	188,2	15:19'25.298
3	23.549	27.640	25.771	26.022	1'42.982	183,4	15:21'08.652	3	23.376	27.544	26.157	26.456	1'43.533	188,2	15:21'08.831
4	23.367	27.233	25.589	26.051	1'42.240	190,5	15:22'50.892	4	23.410	27.222	25.790	26.053	1'42.475	186,9	15:22'51.306
5	23.441	27.168	26.144	26.369	1'43.122	190,8	15:24'34.014	5	23.259	27.273	25.898	26.522	1'42.952	186,5	15:24'34.258
6	23.444	27.394	26.314	26.317	1'43.469	187,2	15:26'17.483	6	23.578	27.413	26.042	26.080	1'43.113	188,5	15:26'17.371
7	23.225	27.424	25.636	26.047	1'42.332	190,5	15:27'59.815	7	23.492	27.404	25.936	26.147	1'42.979	188,8	15:28'00.350
8	23.270	27.387	26.680	26.294	1'43.631	190,5	15:29'43.446	8	23.647	27.394	26.264	26.243	1'43.548	181,5	15:29'43.898
9	23.575	27.531	26.220	26.431	1'43.757	182,7	15:31'27.203	9	23.496	27.329	25.919	26.190	1'42.934	186,2	15:31'26.832
10	23.415	27.519	26.042	26.527	1'43.503	185,6	15:33'10.706	10	23.653	27.534	26.177	26.138	1'43.502	179,7	15:33'10.334
11	23.352	27.631	25.902	25.918	1'42.803	184,0	15:34'53.509	11	23.535	27.664	26.512	26.232	1'43.943	180,6	15:34'54.277
12	23.347	27.368	25.661	26.048	1'42.424	184,6	15:36'35.933	12	23.309	27.454	25.961	26.521	1'43.245	184,6	15:36'37.522
13	23.508	27.695	26.777	26.087	1'44.067	178,2	15:38'20.000	13	23.610	27.774	25.919	26.697	1'44.000	184,3	15:38'21.522
Race Time 22'27.476								Race Time 22'28.998							
4° 72 V. STEEMAN (1'42.520)								8° 17 K. MEUFFELS (1'42.910)							
Lap	Seg.1	Seg.2	Seg.3	Seg.4	Lap Time	km/h	Local Time	Lap	Seg.1	Seg.2	Seg.3	Seg.4	Lap Time	km/h	Local Time
1		27.798	26.001	26.511	1'47.268	187,8	15:17'39.792	1		28.935	26.649	27.539	1'51.599	195,0	15:17'44.123
2	23.229	27.450	26.174	26.288	1'43.141	190,2	15:19'22.933	2	22.599	27.716	26.135	26.460	1'42.910	186,9	15:19'27.033
3	23.387	27.547	26.159	26.001	1'43.094	183,7	15:21'06.027	3	23.453	27.577	26.031	26.357	1'43.418	190,2	15:21'10.451
4	23.467	27.615	26.056	26.170	1'43.308	188,2	15:22'49.335	4	23.415	27.504	25.905	26.689	1'43.513	189,8	15:22'53.964
5	23.424	27.356	25.881	25.859	1'42.520	184,3	15:24'31.855	5	23.443	27.652	26.421	27.039	1'44.555	185,9	15:24'38.519
6	23.387	27.401	26.189	26.385	1'43.362	183,1	15:26'15.217	6	23.354	27.696	26.549	27.129	1'44.728	188,8	15:26'23.247
7	23.247	27.407	26.017	26.419	1'43.090	185,9	15:27'58.307	7	23.667	27.528	26.244	26.820	1'44.259	192,2	15:28'07.506
8	23.163	27.413	25.970	26.473	1'43.019	188,5	15:29'41.326	8	23.486	27.767	26.766	26.625	1'44.644	191,2	15:29'52.150
9	23.273	27.389	25.996	26.380	1'43.038	188,8	15:31'24.364	9	23.702	28.243	26.514	27.018	1'45.477	193,2	15:31'37.627
10	23.240	27.610	26.174	26.428	1'43.452	191,5	15:33'07.816	10	23.618	28.242	26.510	27.080	1'45.450	184,6	15:33'23.077
11	23.613	27.453	26.659	26.184	1'43.909	191,9	15:34'51.725	11	23.603	28.082	26.830	26.480	1'44.995	185,3	15:35'08.072
12	23.416	27.448	26.159	27.857	1'44.880	183,4	15:36'36.605								
13	23.332	27.537	26.652	26.194	1'43.715	183,4	15:38'20.320								

07/07/2019 P = Pits In/Out - C = Lap Time Cancelled

These data/results cannot be reproduced, stored and/or transmitted in whole or in part by any manner of electronic, mechanical, photocopying, recording, broadcasting or otherwise now known or herein after developed without the previous express consent by the copyright owner, except for reproduction in daily press and regular printed publications on sale to the public within 60 days of the event related to those data/results and always provided that copyright symbol appears together as follows below.

© DORNA WSBK ORGANIZATION Srl 2019



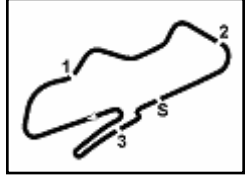
Official Fuel Supplier



Official Tyre Supplier



Official Timekeeper



## Prosecco DOC UK Round, 5-7 July 2019

### Chronological Analysis Race

Donington Park 4.023 m

Start at 15:15'52.524

2 / 4

12	23.482	28.144	26.503	26.482	1'44.611	188,5	15:36'52.683	11	23.610	28.355	26.548	26.099	1'44.612	189,8	15:35'07.148				
13	23.775	27.980	26.230	<b>26.311</b>	1'44.296	182,4	15:38'36.979	12	23.809	28.543	26.727	26.669	1'45.748	184,9	15:36'52.896				
								Race Time	22'44.455	13	23.602	28.378	27.004	<b>26.084</b>	1'45.068	179,4	15:38'37.964		
								Race Time	22'44.455									Race Time	22'45.440

9° 13 D. IOZZO (1'42.822)								13° 23 P. GIACOMINI (1'43.244)											
Lap	Seg.1	Seg.2	Seg.3	Seg.4	Lap Time	km/h	Local Time	Lap	Seg.1	Seg.2	Seg.3	Seg.4	Lap Time	km/h	Local Time				
1		28.995	26.864	27.459	1'51.303	187,8	15:17'43.827	1		29.105	27.224	27.224	1'52.352	190,5	15:17'44.876				
2	<b>22.563</b>	<b>27.424</b>	26.107	26.728	<b>1'42.822</b>	188,2	15:19'26.649	2	23.506	27.956	26.478	26.277	1'44.217	188,8	15:19'29.093				
3	23.397	27.502	<b>26.097</b>	26.276	1'43.272	188,5	15:21'09.921	3	23.618	27.959	26.289	26.369	1'44.235	181,5	15:21'13.328				
4	23.404	27.441	26.482	26.607	1'43.934	187,8	15:22'53.855	4	23.668	<b>27.482</b>	25.991	<b>26.103</b>	<b>1'43.244</b>	186,2	15:22'56.572				
5	23.346	27.657	26.568	26.280	1'43.851	<b>191,5</b>	15:24'37.706	5	23.513	27.604	26.235	26.378	1'43.730	184,9	15:24'40.302				
6	23.314	27.842	26.968	26.868	1'44.992	188,5	15:26'22.698	6	23.578	27.528	<b>25.910</b>	26.269	1'43.285	185,9	15:26'23.587				
7	23.408	27.470	26.802	26.777	1'44.457	186,9	15:28'07.155	7	23.472	27.672	26.047	27.115	1'44.306	190,2	15:28'07.893				
8	23.545	27.738	26.550	26.772	1'44.605	181,8	15:29'51.760	8	<b>23.328</b>	27.670	26.891	26.670	1'44.559	191,5	15:29'52.452				
9	23.907	27.948	26.767	26.701	1'45.323	184,6	15:31'37.083	9	23.596	27.938	26.535	26.908	1'44.977	191,5	15:31'37.429				
10	23.889	28.377	26.643	26.698	1'45.607	184,6	15:33'22.690	10	23.721	28.522	26.441	27.068	1'45.752	188,5	15:33'23.181				
11	23.570	27.987	26.461	26.302	1'44.320	186,2	15:35'07.010	11	23.702	28.015	26.933	26.522	1'45.172	191,5	15:35'08.353				
12	23.861	28.486	26.732	26.293	1'45.372	180,3	15:36'52.382	12	23.335	28.214	26.747	26.824	1'45.120	<b>192,5</b>	15:36'53.473				
13	23.890	28.372	26.490	<b>26.088</b>	1'44.840	185,9	15:38'37.222	13	<b>23.328</b>	28.282	26.921	26.331	1'44.862	180,0	15:38'38.335				
								Race Time	22'44.698									Race Time	22'45.811

10° 44 T. BRAMICH (1'43.028)								14° 14 E. DE LA VEGA (1'43.320)											
Lap	Seg.1	Seg.2	Seg.3	Seg.4	Lap Time	km/h	Local Time	Lap	Seg.1	Seg.2	Seg.3	Seg.4	Lap Time	km/h	Local Time				
1		28.973	26.446	27.268	1'50.343	<b>189,2</b>	15:17'42.867	1		28.014	26.820	28.404	1'50.438	185,3	15:17'42.962				
2	<b>22.956</b>	27.599	26.081	26.392	<b>1'43.028</b>	186,9	15:19'25.895	2	23.628	27.377	<b>26.012</b>	26.716	1'43.733	187,2	15:19'26.695				
3	23.488	27.673	<b>25.892</b>	26.363	1'43.416	188,2	15:21'09.311	3	23.642	<b>27.279</b>	26.281	26.132	1'43.334	188,2	15:21'10.029				
4	23.406	27.540	26.594	26.299	1'43.839	186,2	15:22'53.150	4	23.545	27.317	26.354	<b>26.104</b>	<b>1'43.320</b>	<b>188,5</b>	15:22'53.349				
5	23.506	27.951	26.857	26.512	1'44.826	<b>189,2</b>	15:24'37.976	5	23.644	27.556	26.450	26.110	1'43.760	186,2	15:24'37.109				
6	23.439	27.716	26.789	26.625	1'44.569	188,5	15:26'22.545	6	23.737	27.655	26.317	26.238	1'43.947	182,1	15:26'21.056				
7	23.405	<b>27.509</b>	26.296	26.571	1'43.781	187,5	15:28'06.326	7	23.917	27.708	27.498	26.517	1'45.640	182,4	15:28'06.696				
8	23.981	27.893	26.237	26.540	1'44.651	184,0	15:29'50.977	8	23.648	28.017	26.478	26.770	1'44.913	181,2	15:29'51.609				
9	23.939	28.322	26.859	26.505	1'45.625	180,6	15:31'36.602	9	23.936	28.187	26.491	26.634	1'45.248	<b>188,5</b>	15:31'36.857				
10	24.047	28.256	27.090	26.935	1'46.328	180,6	15:33'22.930	10	23.958	28.272	26.808	26.961	1'45.999	185,6	15:33'22.856				
11	23.583	28.128	26.767	<b>26.227</b>	1'44.705	188,5	15:35'07.635	11	23.501	28.075	26.873	26.547	1'44.996	184,9	15:35'07.852				
12	23.590	28.036	26.672	26.624	1'44.922	179,7	15:36'52.557	12	23.542	28.223	26.715	26.730	1'45.210	184,9	15:36'53.062				
13	23.841	28.200	26.391	26.407	1'44.839	183,1	15:38'37.396	13	<b>23.500</b>	28.241	27.266	26.354	1'45.361	182,4	15:38'38.423				
								Race Time	22'44.872									Race Time	22'45.899

11° 46 S. DI SORA (1'43.265)								15° 61 Y. OKAYA (1'43.681)											
Lap	Seg.1	Seg.2	Seg.3	Seg.4	Lap Time	km/h	Local Time	Lap	Seg.1	Seg.2	Seg.3	Seg.4	Lap Time	km/h	Local Time				
1		29.027	26.477	26.627	1'49.994	188,5	15:17'42.518	1		28.121	26.619	26.756	1'48.541	188,2	15:17'41.065				
2	23.402	27.646	26.159	26.527	1'43.734	189,8	15:19'26.252	2	<b>23.342</b>	27.458	26.571	26.387	1'43.758	<b>189,8</b>	15:19'24.823				
3	23.358	27.652	<b>26.034</b>	26.236	1'43.280	187,5	15:21'09.532	3	23.776	<b>27.441</b>	<b>26.273</b>	26.627	1'44.117	186,5	15:21'08.940				
4	23.467	<b>27.395</b>	26.080	26.323	<b>1'43.265</b>	188,2	15:22'52.797	4	23.434	27.471	26.390	26.386	<b>1'43.681</b>	185,3	15:22'52.621				
5	23.673	27.800	26.157	26.083	1'43.713	184,0	15:24'36.510	5	23.746	28.005	26.473	26.518	1'44.742	185,9	15:24'37.363				
6	23.714	27.689	27.289	26.373	1'45.065	181,8	15:26'21.575	6	23.485	28.000	26.635	26.855	1'44.975	184,9	15:26'22.338				
7	23.541	27.755	26.919	26.664	1'44.879	180,6	15:28'06.454	7	23.457	27.459	27.095	26.940	1'44.951	185,9	15:28'07.289				
8	23.715	27.752	26.376	27.384	1'45.227	182,4	15:29'51.681	8	23.552	27.748	26.770	26.439	1'44.509	<b>189,8</b>	15:29'51.798				
9	24.037	28.138	26.590	26.743	1'45.508	185,9	15:31'37.189	9	23.562	28.075	26.537	26.885	1'45.059	185,9	15:31'36.857				
10	23.769	28.658	26.750	26.952	1'46.129	188,8	15:33'23.318	10	23.958	28.246	26.587	26.642	1'45.433	185,3	15:33'22.290				
11	23.766	27.994	26.857	26.678	1'45.295	190,8	15:35'08.613	11	23.769	27.953	27.260	26.527	1'45.509	180,6	15:35'07.799				
12	<b>23.305</b>	28.160	26.529	26.605	1'44.599	<b>193,9</b>	15:36'53.212	12	23.511	28.449	27.083	26.840	1'45.883	188,5	15:36'53.682				
13	23.429	28.323	26.574	<b>26.055</b>	1'44.381	184,6	15:38'37.593	13	23.385	27.979	27.177	<b>26.359</b>	1'44.900	182,7	15:38'38.582				
								Race Time	22'45.069									Race Time	22'46.058

12° 39 J. PEREZ GONZALEZ (1'43.822)								16° 47 F. HERNANDEZ MOYANO (1'43.689)											
Lap	Seg.1	Seg.2	Seg.3	Seg.4	Lap Time	km/h	Local Time	Lap	Seg.1	Seg.2	Seg.3	Seg.4	Lap Time	km/h	Local Time				
1		28.477	26.302	26.326	1'48.715	188,8	15:17'41.239	1		28.893	27.342	27.042	1'51.641	190,2	15:17'44.165				
2	23.474	28.040	26.280	26.417	1'44.211	185,6	15:19'25.450	2	23.877	28.222	27.267	26.863	1'46.229	186,2	15:19'30.394				
3	23.605	28.321	<b>26.052</b>	26.179	1'44.157	186,5	15:21'09.607	3	<b>23.340</b>	27.798	26.332	26.583	1'44.053	190,2	15:21'14.447				
4	23.575	<b>27.487</b>	26.451	26.309	<b>1'43.822</b>	186,9	15:22'53.429	4	23.376	27.832	<b>26.328</b>	<b>26.153</b>	<b>1'43.689</b>	<b>192,2</b>	15:22'58.136				
5	23.645	27.643	26.473	26.625	1'44.386	187,8	15:24'37.815	5	23.564	<b>27.740</b>	27.315	26.671	1'45.290	184,6	15:24'43.426				
6	<b>23.323</b>	27.955	26.668	26.188	1'44.134	<b>190,2</b>	15:26'21.949	6	23.589	28.290	27.003	26.630	1'45.512	183,1	15:26'28.938				
7	23.552	27.597	26.808	26.906	1'44.863	180,9	15:28'06.812	7	23.735	28.056	26.439	26.750	1'44.980	191,2	15:28'13.918				
8	23.634	28.017	26.257	26.400	1'44.308	185,6	15:29'51.120	8	23.714	28.113	26.505	26.329	1'44.661	185,3	15:29'58.579				
9	23.856	28.603	26.309	26.850	1'45.618	189,5	15:31'36.738	9	23.859	28.201	26.391	26.298	1'44.749	183,4	15:31'43.328				
								Race Time	22'45.536									Race Time	22'46.058

07/07/2019 P = Pits In/Out - C = Lap Time Cancelled

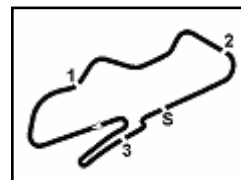
These data/results cannot be reproduced, stored and/or transmitted in whole or in part by any manner of electronic, mechanical, photocopying, recording, broadcasting or otherwise now known or herein after developed without the previous express consent by the copyright owner, except for reproduction in daily press and regular printed publications on sale to the public within 60 days of the event related to those data/results and always provided that copyright symbol appears together as follows below.

© DORNA WSBK ORGANIZATION Srl 2019

Official Fuel Supplier

Official Tyre Supplier

Official Timekeeper



Donington Park 4.023 m

## Prosecco DOC UK Round, 5-7 July 2019

### Chronological Analysis Race

Start at 15:15'52.524

3 / 4

10	23.879	28.122	26.638	26.283	1'44.922	180,9	15:33'28.250	9	23.811	28.161	26.343	26.396	1'44.711	179,7	15:31'51.701
11	23.744	27.984	26.431	26.566	1'44.725	182,1	15:35'12.975	10	24.074	27.710	26.217	26.223	1'44.224	180,0	15:33'35.925
12	23.956	28.325	26.354	26.342	1'44.977	187,5	15:36'57.952	11	23.946	27.882	26.443	26.223	1'44.494	178,5	15:33'20.419
13	23.850	27.981	26.430	26.317	1'44.578	181,5	15:38'42.530	12	23.998	27.885	26.293	26.220	1'44.396	179,4	15:37'04.815
								13	23.931	28.367	26.145	26.084	1'44.527	182,1	15:38'49.342
								Race Time 22'50.006							

Race Time 22'56.818

#### 17° 36 B. NEILA (1'43.741)

Lap	Seg.1	Seg.2	Seg.3	Seg.4	Lap Time	km/h	Local Time
1		28.831	27.303	26.819	1'51.756		15:17'44.280
2	<b>23.534</b>	28.443	27.277	26.237	1'45.491		15:19'29.771
3	23.540	27.875	26.387	26.415	1'44.217		15:21'13.988
4	23.569	<b>27.775</b>	<b>26.277</b>	<b>26.120</b>	<b>1'43.741</b>		15:22'57.729
5	23.745	28.111	26.523	26.618	1'44.997		15:24'42.726
6	23.945	28.360	26.714	26.258	1'45.277		15:26'28.003
7	23.932	28.179	26.886	26.772	1'45.769		15:28'13.772
8	23.758	28.360	26.768	26.455	1'45.341		15:29'59.113
9	23.597	28.213	26.481	26.503	1'44.794		15:31'43.907
10	23.636	28.165	26.612	26.461	1'44.874		15:33'28.781
11	23.801	27.806	26.329	26.424	1'44.360		15:35'13.141
12	23.661	28.327	26.333	26.253	1'44.574		15:36'57.715
13	24.001	28.197	26.412	26.461	1'45.071		15:38'42.786
Race Time 22'50.262							

#### 21° 57 L. LOI (1'44.367)

Lap	Seg.1	Seg.2	Seg.3	Seg.4	Lap Time	km/h	Local Time
1		29.199	27.208	27.092	1'51.054	<b>185,9</b>	15:17'43.578
2	<b>23.650</b>	28.553	27.625	26.870	1'46.698	179,1	15:19'30.276
3	23.778	28.078	26.767	26.846	1'45.469	182,4	15:21'15.745
4	23.760	28.188	26.771	26.582	1'45.301	180,9	15:23'01.046
5	23.955	28.346	26.902	26.738	1'45.941	178,2	15:24'46.987
6	23.988	28.376	26.850	26.497	1'45.711	180,0	15:26'32.698
7	23.983	28.309	26.977	26.460	1'45.729	177,9	15:28'18.427
8	23.979	28.351	26.984	26.500	1'45.814	177,9	15:30'04.241
9	23.944	28.183	26.835	26.599	1'45.561	177,9	15:31'49.802
10	24.020	28.397	26.922	26.599	1'45.938	177,9	15:33'35.740
11	24.285	27.900	26.593	<b>26.251</b>	1'45.029	182,7	15:35'20.769
12	23.801	<b>27.844</b>	<b>26.379</b>	26.343	<b>1'44.367</b>	<b>185,9</b>	15:37'05.136
13	23.697	28.338	26.566	26.362	1'44.963	184,0	15:38'50.099
Race Time 22'57.575							

#### 18° 84 K. ALOISI (1'44.175)

Lap	Seg.1	Seg.2	Seg.3	Seg.4	Lap Time	km/h	Local Time
1		28.953	27.182	26.649	1'51.327	<b>192,2</b>	15:17'43.851
2	23.523	28.684	26.983	26.385	1'45.575	182,4	15:19'29.426
3	<b>23.459</b>	28.014	26.523	26.336	1'44.332	185,6	15:21'13.758
4	23.481	27.958	26.686	26.633	1'44.758	184,3	15:22'58.516
5	23.480	<b>27.664</b>	26.628	26.718	1'44.490	187,2	15:24'43.006
6	23.753	28.261	27.117	26.308	1'45.439	179,7	15:26'28.445
7	23.595	28.306	26.499	26.620	1'45.020	186,5	15:28'13.465
8	23.817	28.287	26.909	26.445	1'45.458	181,5	15:29'58.923
9	23.617	27.931	26.705	26.475	1'44.728	180,6	15:31'43.651
10	23.685	28.116	26.636	26.450	1'44.887	184,6	15:33'28.538
11	23.570	28.009	<b>26.360</b>	<b>26.236</b>	<b>1'44.175</b>	184,0	15:35'12.713
12	23.959	28.280	26.780	26.362	1'45.381	181,8	15:36'58.094
13	23.827	28.044	26.644	26.531	1'45.046	185,9	15:38'43.140
Race Time 22'50.616							

#### 22° 12 R. DORE (1'44.732)

Lap	Seg.1	Seg.2	Seg.3	Seg.4	Lap Time	km/h	Local Time
1		28.875	27.360	27.271	1'52.748	<b>188,5</b>	15:17'45.272
2	23.843	28.504	26.618	27.542	1'46.507	186,2	15:19'31.779
3	24.327	28.233	26.851	26.793	1'46.204	180,6	15:21'17.983
4	24.185	28.262	26.876	26.510	1'45.833	180,3	15:23'03.816
5	24.146	28.268	26.691	26.665	1'45.770	180,3	15:24'49.586
6	24.147	28.424	26.941	26.623	1'46.135	178,8	15:26'35.721
7	24.087	28.077	26.709	26.539	1'45.412	178,8	15:28'21.133
8	23.980	28.076	26.943	26.581	1'45.580	178,5	15:30'06.713
9	24.013	28.126	26.694	26.673	1'45.506	177,9	15:31'52.219
10	24.092	27.840	26.418	<b>26.382</b>	<b>1'44.732</b>	181,8	15:33'36.951
11	24.016	<b>27.633</b>	26.489	26.876	1'45.014	183,7	15:35'21.965
12	<b>23.811</b>	27.988	<b>26.366</b>	26.618	1'44.783	182,4	15:37'06.748
13	23.937	27.853	26.565	26.624	1'44.979	180,3	15:38'51.727
Race Time 22'59.203							

#### 19° 1 A. CARRASCO (1'42.761)

Lap	Seg.1	Seg.2	Seg.3	Seg.4	Lap Time	km/h	Local Time
1		28.162	26.440	50.354	2'12.399	<b>190,2</b>	15:18'04.923
2	<b>23.007</b>	27.752	26.325	26.350	1'43.434	181,8	15:19'48.357
3	23.516	27.594	26.277	<b>26.112</b>	1'43.499	181,8	15:21'31.856
4	23.550	27.543	26.475	26.145	1'43.713	183,1	15:23'15.569
5	23.441	27.713	26.290	26.203	1'43.647	182,7	15:24'59.216
6	23.448	27.617	26.283	26.391	1'43.739	181,8	15:26'42.955
7	23.496	27.601	26.405	26.518	1'44.020	182,4	15:28'26.975
8	23.549	27.680	26.438	26.358	1'44.025	183,7	15:30'11.000
9	23.488	27.614	26.101	26.288	1'43.491	185,3	15:31'54.491
10	23.475	<b>27.249</b>	<b>25.829</b>	26.208	<b>1'42.761</b>	187,2	15:33'37.252
11	23.341	27.458	26.722	26.557	1'44.078	182,7	15:35'21.330
12	23.414	27.800	26.385	26.460	1'44.059	187,5	15:37'05.389
13	23.549	27.819	26.191	26.199	1'43.758	182,7	15:38'49.147
Race Time 22'56.623							

#### 23° 69 J. BUIS (1'45.053)

Lap	Seg.1	Seg.2	Seg.3	Seg.4	Lap Time	km/h	Local Time
1		28.078	<b>26.576</b>	31.921	1'53.941	<b>188,2</b>	15:17'46.465
2	<b>23.239</b>	<b>27.769</b>	26.660	27.385	<b>1'45.053</b>	186,5	15:19'31.518
3	24.743	29.188	26.782	27.391	1'48.104	180,9	15:21'19.622
4	24.734	28.107	27.676	27.579	1'48.096	169,0	15:23'07.718
5	25.061	29.377	27.112	<b>27.352</b>	1'48.902	178,5	15:24'56.620
6	26.653	29.406	26.796	27.509	1'50.364	179,7	15:26'46.984
7	25.157	28.838	27.322	27.996	1'49.313	170,3	15:28'36.297
8	24.956	28.966	27.687	28.284	1'49.893	177,3	15:30'26.190
9	25.607	29.039	27.292	27.695	1'49.633	176,5	15:32'15.823
10	25.168	29.741	27.460	28.190	1'50.559	176,5	15:34'06.382
11	25.463	28.991	27.603	27.967	1'50.024	171,1	15:35'56.406
12	26.843	29.399	27.658	28.610	1'52.510	172,2	15:37'48.916
13	25.353	30.047	27.844	27.911	1'51.155	169,3	15:39'40.071
Race Time 23'47.547							

#### 20° 8 M. PEREZ (1'42.729)

Lap	Seg.1	Seg.2	Seg.3	Seg.4	Lap Time	km/h	Local Time
1		27.397	26.399	26.323	1'46.124	182,1	15:17'38.648
2	23.650	27.850	26.409	26.505	1'44.414	187,2	15:19'23.062
3	23.525	27.858	26.223	26.271	1'43.877	186,5	15:21'06.939
4	23.384	<b>27.165</b>	26.075	26.105	<b>1'42.729</b>	<b>188,2</b>	15:22'49.668
5	<b>23.341</b>	27.473	<b>25.962</b>	<b>26.036</b>	1'42.812	187,5	15:24'32.480
6	23.621	27.648	26.304	26.147	1'43.720	180,3	15:26'16.200
7	24.028	28.325	26.288	30.638	1'49.279P	182,1	15:28'05.479
8	40.695	28.126	26.427	26.263	2'01.511P	180,3	15:30'06.990

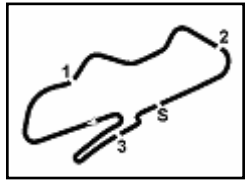
#### RET 55 G. HENDRA PRATAMA (1'42.305)

Lap	Seg.1	Seg.2	Seg.3	Seg.4	Lap Time	km/h	Local Time
1		27.347	26.711	26.668	1'46.542	176,8	15:17'39.066
2	<b>22.820</b>	27.506	26.212	25.767	<b>1'42.305</b>	178,2	15:19'21.371
3	23.558	27.445	26.315	25.929	1'43.247	177,3	15:21'04.618
4	23.794	<b>27.312</b>	26.018	<b>25.734</b>	1'42.858	177,9	15:22'47.476
5	23.705	27.435	26.058	25.920	1'43.118	178,2	15:24'30.594
6	23.816	27.748	26.123	26.274	1'43.961	183,7	15:26'14.555
7	23.430	27.527	26.231	26.314	1'43.502	188,8	15:27'58.057

07/07/2019 P = Pits In/Out - C = Lap Time Cancelled

These data/results cannot be reproduced, stored and/or transmitted in whole or in part by any manner of electronic, mechanical, photocopying, recording, broadcasting or otherwise now known or herein after developed without the previous express consent by the copyright owner, except for reproduction in daily press and regular printed publications on sale to the public within 60 days of the event related to those data/results and always provided that copyright symbol appears together as follows below.

© DORNA WSB



## Prosecco DOC UK Round, 5-7 July 2019

### Chronological Analysis Race

Donington Park 4.023 m

Start at 15:15'52.524

4 / 4

8	23.215	27.394	26.136	26.214	1'42.959	188,5	15:29'41.016	3	23.691	27.435	26.074	26.528	1'43.728	184,6	15:21'15.468
9	23.413	27.384	26.104	25.960	1'42.861	189,8	15:31'23.877	4	23.666	27.710	<b>26.026</b>	<b>26.203</b>	<b>1'43.605</b>	180,9	15:22'59.073
10	23.436	27.772	<b>25.840</b>	26.459	1'43.507	<b>190,5</b>	15:33'07.384	5	<b>23.566</b>	<b>27.356</b>	26.046	26.784	1'43.752	<b>191,9</b>	15:24'42.825
11	23.449	27.423	27.044	25.972	1'43.888	184,0	15:34'51.272	6	23.966	27.856	27.278	26.661	1'45.761	179,7	15:26'28.586
								7	24.087	27.864	26.333	26.701	1'44.985	184,9	15:28'13.571
								8	23.778	28.061	27.245	26.611	1'45.695	177,9	15:29'59.266
								Race Time 18'58.748							

RET 88 B. IERACI (1'42.705)							
Lap	Seg.1	Seg.2	Seg.3	Seg.4	Lap Time	km/h	Local Time
1		27.597	26.017	26.401	1'46.366	<b>189,5</b>	15:17'38.890
2	23.485	27.266	26.140	26.251	1'43.142	184,6	15:19'22.032
3	23.443	27.505	25.965	26.187	1'43.100	184,6	15:21'05.132
4	23.462	27.374	25.911	<b>26.160</b>	1'42.907	184,3	15:22'48.039
5	23.403	27.411	26.081	26.215	1'43.110	180,9	15:24'31.149
6	23.524	27.635	25.852	26.305	1'43.316	189,2	15:26'14.465
7	23.628	<b>27.257</b>	25.950	26.311	1'43.146	188,5	15:27'57.611
8	<b>23.266</b>	27.598	25.829	26.390	1'43.083	187,2	15:29'40.694
9	23.434	27.457	26.127	26.415	1'43.433	<b>189,5</b>	15:31'24.127
10	23.275	27.424	<b>25.789</b>	26.217	<b>1'42.705</b>	188,5	15:33'06.832
11	23.606	27.508	55.937	48.533	2'35.584P	181,5	15:35'42.416
Race Time 19'49.892							

RET 27 F. ROVELLI (1'42.564)							
Lap	Seg.1	Seg.2	Seg.3	Seg.4	Lap Time	km/h	Local Time
1		27.345	27.023	26.168	1'46.769	182,1	15:17'39.293
2	23.450	27.314	26.460	26.737	1'43.961	184,3	15:19'23.254
3	23.509	28.392	26.335	26.524	1'44.760	179,1	15:21'08.014
4	23.346	27.601	<b>25.798</b>	26.279	1'43.024	184,9	15:22'51.038
5	23.337	27.293	26.352	26.355	1'43.337	183,7	15:24'34.375
6	23.407	<b>27.208</b>	25.906	26.085	1'42.606	<b>188,2</b>	15:26'16.981
7	<b>23.197</b>	27.459	25.864	<b>26.044</b>	<b>1'42.564</b>	185,9	15:27'59.545
8	23.362	27.332	1'14.456	46.160	2'51.310P	187,5	15:30'50.855
Race Time 14'58.331							

RET 64 H. DE CANCELLIS (1'42.282)							
Lap	Seg.1	Seg.2	Seg.3	Seg.4	Lap Time	km/h	Local Time
1		27.637	26.790	27.028	1'47.554	184,0	15:17'40.078
2	23.811	27.463	25.826	26.286	1'43.386	182,4	15:19'23.464
3	23.469	27.612	25.913	26.312	1'43.306	188,2	15:21'06.770
4	23.430	<b>27.021</b>	<b>25.665</b>	26.166	<b>1'42.282</b>	<b>188,8</b>	15:22'49.052
5	23.583	27.112	25.779	26.001	1'42.475	182,4	15:24'31.527
6	23.572	27.258	26.331	26.290	1'43.451	187,2	15:26'14.978
7	<b>23.265</b>	27.313	25.821	<b>25.911</b>	1'42.310	185,9	15:27'57.288
8	23.454	27.462	26.014	26.130	1'43.060	178,2	15:29'40.348
9	23.664	27.419	25.698	26.204	1'42.985	185,3	15:31'23.333
10	23.830	27.327	25.742	26.272	1'43.171	186,2	15:33'06.504
Race Time 17'13.980							

RET 6 R. SCHOTMAN (1'42.658)							
Lap	Seg.1	Seg.2	Seg.3	Seg.4	Lap Time	km/h	Local Time
1		28.947	27.497	27.675	1'52.683	189,8	15:17'45.207
2	<b>22.940</b>	27.983	26.230	<b>26.016</b>	1'43.169	185,6	15:19'28.376
3	23.352	27.377	<b>25.858</b>	26.071	<b>1'42.658</b>	186,2	15:21'11.034
4	23.478	27.629	26.376	26.251	1'43.734	187,2	15:22'54.768
5	23.469	<b>27.309</b>	26.039	26.608	1'43.425	<b>190,2</b>	15:24'38.193
6	23.275	27.813	26.751	26.858	1'44.697	188,8	15:26'22.890
Race Time 10'30.366							

RET 7 T. KAWAKAMI (1'43.603)							
Lap	Seg.1	Seg.2	Seg.3	Seg.4	Lap Time	km/h	Local Time
1		28.764	27.074	26.862	1'51.698	<b>192,2</b>	15:17'44.222
2	23.667	28.058	26.555	<b>26.080</b>	1'44.360	178,2	15:19'28.582
3	<b>23.526</b>	27.721	26.011	26.345	<b>1'43.603</b>	182,1	15:21'12.185
4	23.918	27.695	26.215	26.147	1'43.975	180,6	15:22'56.160
5	23.781	27.994	26.082	26.698	1'44.555	185,3	15:24'40.715
6	23.723	27.763	<b>25.920</b>	26.401	1'43.807	183,7	15:26'24.522
7	23.769	<b>27.610</b>	25.921	26.560	1'43.860	183,1	15:28'08.382
8	23.632	27.717	26.194	26.788	1'44.331	182,1	15:29'52.713
9	23.557	27.984	26.549	27.034	1'45.124	186,9	15:31'37.837
10	23.654	28.382	26.680	26.904	1'45.620	184,9	15:33'23.457
Race Time 17'30.933							

RET 15 M. BASTIANELLI (1'42.932)							
Lap	Seg.1	Seg.2	Seg.3	Seg.4	Lap Time	km/h	Local Time
1		28.816	26.791	27.498	1'51.791	<b>191,2</b>	15:17'44.315
2	<b>22.725</b>	27.572	26.306	<b>26.329</b>	<b>1'42.932</b>	185,9	15:19'27.247
3	23.536	27.476	<b>26.091</b>	26.426	1'43.529	187,8	15:21'10.776
4	23.886	27.648	26.240	26.515	1'44.289	187,2	15:22'55.065
5	23.718	27.648	26.134	26.375	1'43.875	184,0	15:24'38.940
6	23.706	27.544	26.106	26.801	1'44.157	185,3	15:26'23.097
Race Time 10'30.573							

RET 97 M. KAPPLER (1'44.130)							
Lap	Seg.1	Seg.2	Seg.3	Seg.4	Lap Time	km/h	Local Time
1		28.889	26.906	28.250	1'52.260	<b>189,8</b>	15:17'44.784
2	<b>22.760</b>	28.635	27.183	26.683	1'45.261	186,5	15:19'30.045
3	23.497	27.845	26.384	<b>26.404</b>	<b>1'44.130</b>	186,9	15:21'14.175
4	23.490	27.810	26.661	26.556	1'44.517	189,2	15:22'58.692
5	23.453	<b>27.693</b>	26.981	26.525	1'44.652	<b>189,8</b>	15:24'43.344
6	23.586	28.298	26.963	26.605	1'45.452	181,2	15:26'28.796
7	23.792	27.956	26.523	27.173	1'45.444	188,5	15:28'14.240
8	23.643	28.151	26.996	26.636	1'45.426	182,4	15:29'59.666
9	23.824	28.017	<b>26.303</b>	42.486	2'00.630	187,2	15:32'00.296
10	24.376	28.407	26.617	32.323	1'51.723P	180,6	15:33'52.019
Race Time 17'59.495							

29° 28 O. BONOLI (1'43.605)							
Lap	Seg.1	Seg.2	Seg.3	Seg.4	Lap Time	km/h	Local Time
1		28.129	26.332	26.518	1'55.049	179,4	15:17'47.573
2	23.823	27.673	26.131	26.540	1'44.167	181,8	15:19'31.740

07/07/2019

P = Pits In/Out - C = Lap Time Cancelled

These data/results cannot be reproduced, stored and/or transmitted in whole or in part by any manner of electronic, mechanical, photocopying, recording, broadcasting or otherwise now known or herein after developed without the previous express consent by the copyright owner, except for reproduction in daily press and regular printed publications on sale to the public within 60 days of the event related to those data/results and always provided that copyright symbol appears together as follows below.

© DORNA WSBK ORGANIZATION Srl 2019

