

Prosecco DOC UK Round, 5-7 July 2019 Results Tissot Superpole Gr.B

No.	Rider	Nat	Team	Bike	Class	Time	Gap	Rel.	Laps	Speed	
										Avg	Max
1	25 A. VERDOÍA	FRA	BCD Yamaha MS Racing	Yamaha YZF-R3	B	1'53.025			4	128,138	175,6
2	64 H. DE CANCELLIS	FRA	Team Trasimeno Yamaha	Yamaha YZF-R3	B	1'53.409	0.384	0.384	8	127,704	176,8
3	20 D. LOUREIRO	RSA	Nutec - RT Motorsports by SKM - Kawasaki	Kawasaki Ninja 400	B	1'53.626	0.601	0.217	10	127,460	175,6
4	88 B. IERACI	ITA	Kawasaki GP Project	Kawasaki Ninja 400	B	1'54.340	1.315	0.714	7	126,664	176,2
5	18 M. GONZALEZ	ESP	Kawasaki ParkinGO Team	Kawasaki Ninja 400	B	1'54.638	1.613	0.298	6	126,335	179,4
6	72 V. STEEMAN	NED	Freudenberg KTM Junior Team	KTM RC 390 R	B	1'54.652	1.627	0.014	8	126,320	176,5
7	69 J. BUIS	NED	MTM Racing Team	Kawasaki Ninja 400	B	1'55.031	2.006	0.379	10	125,903	177,9
8	44 T. BRAMICH	AUS	Carl Cox-RT Motorsports by SKM-Kawasaki	Kawasaki Ninja 400	B	1'55.290	2.265	0.259	6	125,621	179,7
9	46 S. DI SORA	FRA	Flembo Leader Team	Kawasaki Ninja 400	B	1'55.745	2.720	0.455	8	125,127	178,2
10	39 J. PEREZ GONZALEZ	ESP	DS Junior Team	Kawasaki Ninja 400	B	1'55.873	2.848	0.128	9	124,989	175,9
11	21 B. SANCHEZ	ESP	Scuderia Maranga Racing	Kawasaki Ninja 400	B	1'55.897	2.872	0.024	9	124,963	174,7
12	97 M. KAPPLER	GER	Freudenberg KTM WorldSSP Team	KTM RC 390 R	B	1'55.986	2.961	0.089	9	124,867	177,0
13	12 R. DORE	FRA	Team MHP Racing-Patrick Pons	Yamaha YZF-R3	B	1'56.071	3.046	0.085	8	124,775	175,9
14	65 J. FACCO	ITA	Semakin Di Depan Biblion Motoxracing	Yamaha YZF-R3	B	1'56.283	3.258	0.212	9	124,548	173,6
15	93 A. QUINET	FRA	TGP Racing	Honda CBR500R	B	1'57.069	4.044	0.786	10	123,712	171,4
16	78 J. FORAY	FRA	Prodina IRCOS Kawasaki	Kawasaki Ninja 400	B	1'57.294	4.269	0.225	9	123,474	177,6
17	95 S. DEROUÉ	NED	Kawasaki MOTOPOINT	Kawasaki Ninja 400	B	1'58.158	5.133	0.864	3	122,571	176,5
18	32 A. PELIKANOVA	CZE	Kawasaki GP Project	Kawasaki Ninja 400	B	1'58.343	5.318	0.185	9	122,380	175,6
19	36 B. NEILA	ESP	BCD Yamaha MS Racing	Yamaha YZF-R3	B	1'58.661	5.636	0.318	5	122,052	173,6
20	35 F. DE BRUIN	NED	Team Trasimeno Yamaha	Yamaha YZF-R3	B	1'59.060	6.035	0.399	9	121,643	172,0
21	58 T. FINOCCHIARO	GBR	Transmec KTM Racing Junior Team	KTM RC 390 R	B	2'00.683	7.658	1.623	6	120,007	170,6
----- Not Qualified -----											
NQ	9 S. NAUD	FRA	2R Racing Team	Kawasaki Ninja 400	B	2'01.342	8.317	0.659	2	119,355	170,3
NQ	3 M. PEDENEAU	FRA	Team MHP Racing-Patrick Pons	Yamaha YZF-R3	B	2'01.376	8.351	0.034	3	119,322	176,2
NQ	42 M. GARCIA	ESP	DS Junior Team	Kawasaki Ninja 400	B	2'01.429	8.404	0.053	1	119,270	172,5
NQ	76 L. VERWEY	GBR	Team XG Racing	Kawasaki Ninja 400	B	2'02.124	9.099	0.695	9	118,591	172,2
NQ	77 V. SCHWARZ	CZE	ACCR Czech Talent Team - Willi Race	Kawasaki Ninja 400	B				0		165,9

Qualifying Lap Time (107% of 1'53.025): 2'00.938

Top 3 Average Time: 1'53.353

AIR	Humidity:	90%	Temp:	15°C
TRACK	Condition:	Wet	Temp:	17°C

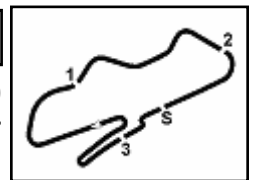
Records	Pole (SP2)	2018 A.Carrasco	1'42.758	140,940	Km/h
	Race (RC)	2018 A.Carrasco	1'43.170	140,380	Km/h
	All Times (FP2)	2019 M.Gonzalez	1'41.711	142,390	Km/h

06/07/2019 Start 12:50 End 13:12 The results are provisional until the end of the time limit for protests and appeals and the completion of the technical checks.

These data/results cannot be reproduced, stored and/or transmitted in whole or in part by any manner of electronic, mechanical, photocopying, recording, broadcasting or otherwise now known or herein after developed without the previous express consent by the copyright owner, except for reproduction in daily press and regular printed publications on sale to the public within 60 days of the event related to those data/results and always provided that copyright symbol appears together as follows below.

© DORNA WSBK ORGANIZATION Srl 2019





Prosecco DOC UK Round, 5-7 July 2019

Results Tissot Superpole Gr.B

Session Highlights

Local Time	No. Rider	Description
12.50.00		Start
12.55.13	42 M. GARCIA	Crashed - Turn 6
12.56.52	9 S. NAUD	Crashed - Turn 1
12.57.30	93 A. QUINET	Current Lap Cancelled - Exceeded Track Limits - Turn 7
12.58.06	77 V. SCHWARZ	Crashed - Turn 11
12.58.30	44 T. BRAMICH	Technical Problem - Re-Joined - Turn 12
12.59.07	3 M. PEDENEAU	Crashed - Turn 1
12.59.25	95 S. DEROUE	Crashed - Turn 6
13.01.31	36 B. NEILA	Crashed - Turn 3
13.02.57	25 A. VERDOÍA	Crashed - Turn 3
13.04.51	18 M. GONZALEZ	Crashed - Turn 2
13.04.59	65 J. FACCO	On the Gravel - Re-Joined - Turn 2
13.05.24	58 T. FINOCCHIARO	Crashed - Turn 1
13.06.40	88 B. IERACI	Crashed - Turn 3
13.06.56	64 H. DE CANCELLIS	Crashed - Turn 7
13.08.06	64 H. DE CANCELLIS	Re-joined
13.08.10	21 B. SANCHEZ	Current Lap Cancelled - Exceeded Track Limits - Turn 10
13.09.24	18 M. GONZALEZ	Medical Centre
13.10.07	12 R. DORE	Crashed - Turn 12
13.10.51	36 B. NEILA	Crashed - Turn 6
13.12.32		End Of Session

Fastest Laps Sequence

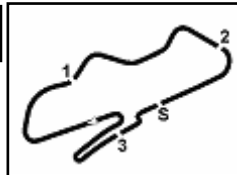
No.	Rider	Nat	Team	Bike	Local Time	Time	Gap	Avg
12	R. DORE	FRA	Team MHP Racing-Patrick Pons	Yamaha YZF-R3	12:54'09.435	2'01.834		118,873
69	J. BUIS	NED	MTM Racing Team	Kawasaki Ninja 400	12:54'09.824	2'01.656	-0.178	119,047
44	T. BRAMICH	AUS	Carl Cox-RT Motorsports by SKM-Kawasaki	Kawasaki Ninja 400	12:54'10.730	2'00.596	-1.060	120,094
88	B. IERACI	ITA	Kawasaki GP Project	Kawasaki Ninja 400	12:54'10.922	2'00.192	-0.404	120,497
18	M. GONZALEZ	ESP	Kawasaki ParkinGO Team	Kawasaki Ninja 400	12:54'24.680	1'57.947	-2.245	122,791
64	H. DE CANCELLIS	FRA	Team Trasimeno Yamaha	Yamaha YZF-R3	12:56'26.597	1'57.164	-0.783	123,611
25	A. VERDOÍA	FRA	BCD Yamaha MS Racing	Yamaha YZF-R3	12:56'35.399	1'55.202	-1.962	125,717
25	A. VERDOÍA	FRA	BCD Yamaha MS Racing	Yamaha YZF-R3	13:00'30.201	1'54.524	-0.678	126,461
64	H. DE CANCELLIS	FRA	Team Trasimeno Yamaha	Yamaha YZF-R3	13:02'12.199	1'53.826	-0.698	127,236
25	A. VERDOÍA	FRA	BCD Yamaha MS Racing	Yamaha YZF-R3	13:02'23.226	1'53.025	-0.801	128,138

Start 06/07/2019 12:50 End 13:12 The results are provisional until the end of the time limit for protests and appeals and the completion of the technical checks.

These data/results cannot be reproduced, stored and/or transmitted in whole or in part by any manner of electronic, mechanical, photocopying, recording, broadcasting or otherwise now known or herein after developed without the previous express consent by the copyright owner, except for reproduction in daily press and regular printed publications on sale to the public within 60 days of the event related to those data/results and always provided that copyright symbol appears together as follows below.

© DORNA WSBK ORGANIZATION Srl 2019





Donington Park 4.023 m

Prosecco DOC UK Round, 5-7 July 2019

Best Sectors & Speed Tissot Superpole Gr.B

BEST LAP			
1	25 A. VERDOIA	Yamaha YZF-R3	1'53.025
2	64 H. DE CANCELLIS	Yamaha YZF-R3	1'53.409
3	20 D. LOUREIRO	Kawasaki Ninja 400	1'53.626
4	88 B. IERACI	Kawasaki Ninja 400	1'54.340
5	18 M. GONZALEZ	Kawasaki Ninja 400	1'54.638
6	72 V. STEEMAN	KTM RC 390 R	1'54.652
7	69 J. BUIS	Kawasaki Ninja 400	1'55.031
8	44 T. BRAMICH	Kawasaki Ninja 400	1'55.290
9	46 S. DI SORA	Kawasaki Ninja 400	1'55.745
10	39 J. PEREZ GONZALEZ	Kawasaki Ninja 400	1'55.873
11	21 B. SANCHEZ	Kawasaki Ninja 400	1'55.897
12	97 M. KAPPLER	KTM RC 390 R	1'55.986
13	12 R. DORE	Yamaha YZF-R3	1'56.071
14	65 J. FACCO	Yamaha YZF-R3	1'56.283
15	93 A. QUINET	Honda CBR500R	1'57.069
16	78 J. FORAY	Kawasaki Ninja 400	1'57.294
17	95 S. DEROUE	Kawasaki Ninja 400	1'58.158
18	32 A. PELIKANNOVA	Kawasaki Ninja 400	1'58.343
19	36 B. NEILA	Yamaha YZF-R3	1'58.661
20	35 F. DE BRUIN	Yamaha YZF-R3	1'59.060
21	58 T. FINOCCHIARO	KTM RC 390 R	2'00.683
22	9 S. NAUD	Kawasaki Ninja 400	2'01.342
23	3 M. PEDENEAU	Yamaha YZF-R3	2'01.376
24	42 M. GARCIA	Kawasaki Ninja 400	2'01.429
25	76 L. VERWEY	Kawasaki Ninja 400	2'02.124
26	77 V. SCHWARZ	Kawasaki Ninja 400	

SPEED			
1	44 T. BRAMICH	Kawasaki Ninja 400	179.7
2	18 M. GONZALEZ	Kawasaki Ninja 400	179.4
3	46 S. DI SORA	Kawasaki Ninja 400	178.2
4	69 J. BUIS	Kawasaki Ninja 400	177.9
5	78 J. FORAY	Kawasaki Ninja 400	177.6
6	97 M. KAPPLER	KTM RC 390 R	177.0
7	64 H. DE CANCELLIS	Yamaha YZF-R3	176.8
8	95 S. DEROUE	Kawasaki Ninja 400	176.5
9	72 V. STEEMAN	KTM RC 390 R	176.5
10	88 B. IERACI	Kawasaki Ninja 400	176.2
11	3 M. PEDENEAU	Yamaha YZF-R3	176.2
12	12 R. DORE	Yamaha YZF-R3	175.9
13	39 J. PEREZ GONZALEZ	Kawasaki Ninja 400	175.9
14	32 A. PELIKANNOVA	Kawasaki Ninja 400	175.6
15	20 D. LOUREIRO	Kawasaki Ninja 400	175.6
16	25 A. VERDOIA	Yamaha YZF-R3	175.6
17	21 B. SANCHEZ	Kawasaki Ninja 400	174.7
18	36 B. NEILA	Yamaha YZF-R3	173.6
19	65 J. FACCO	Yamaha YZF-R3	173.6
20	42 M. GARCIA	Kawasaki Ninja 400	172.5
21	76 L. VERWEY	Kawasaki Ninja 400	172.2
22	35 F. DE BRUIN	Yamaha YZF-R3	172.0
23	93 A. QUINET	Honda CBR500R	171.4
24	58 T. FINOCCHIARO	KTM RC 390 R	170.6
25	9 S. NAUD	Kawasaki Ninja 400	170.3
26	77 V. SCHWARZ	Kawasaki Ninja 400	165.9

SEG. 1		
1	25 A. VERDOIA	24.167
2	64 H. DE CANCELLIS	24.323
3	88 B. IERACI	24.337
4	20 D. LOUREIRO	24.555
5	18 M. GONZALEZ	24.602
6	21 B. SANCHEZ	24.649
7	39 J. PEREZ GONZALEZ	24.713
8	69 J. BUIS	24.780
9	44 T. BRAMICH	24.835
10	46 S. DI SORA	24.864
11	93 A. QUINET	24.904
12	97 M. KAPPLER	24.913
13	95 S. DEROUE	24.930
14	72 V. STEEMAN	25.007
15	65 J. FACCO	25.015
16	78 J. FORAY	25.068
17	12 R. DORE	25.183
18	36 B. NEILA	25.265
19	32 A. PELIKANNOVA	25.371
20	35 F. DE BRUIN	25.644
21	9 S. NAUD	25.723
22	58 T. FINOCCHIARO	25.825
23	3 M. PEDENEAU	25.931
24	76 L. VERWEY	26.067
25	42 M. GARCIA	26.243

SEG. 2		
1	64 H. DE CANCELLIS	30.467
2	25 A. VERDOIA	30.685
3	18 M. GONZALEZ	31.027
4	20 D. LOUREIRO	31.039
5	88 B. IERACI	31.065
6	21 B. SANCHEZ	31.124
7	72 V. STEEMAN	31.275
8	46 S. DI SORA	31.351
9	93 A. QUINET	31.386
10	69 J. BUIS	31.421
11	97 M. KAPPLER	31.437
12	44 T. BRAMICH	31.462
13	12 R. DORE	31.484
14	39 J. PEREZ GONZALEZ	31.579
15	65 J. FACCO	31.751
16	78 J. FORAY	31.851
17	95 S. DEROUE	31.977
18	32 A. PELIKANNOVA	32.014
19	36 B. NEILA	32.607
20	58 T. FINOCCHIARO	32.631
21	9 S. NAUD	32.638
22	35 F. DE BRUIN	32.649
23	42 M. GARCIA	32.809
24	3 M. PEDENEAU	32.856
25	76 L. VERWEY	33.306
26	77 V. SCHWARZ	36.363

SEG. 3		
1	64 H. DE CANCELLIS	28.753
2	20 D. LOUREIRO	28.945
3	72 V. STEEMAN	28.957
4	25 A. VERDOIA	29.035
5	46 S. DI SORA	29.152
6	69 J. BUIS	29.193
7	18 M. GONZALEZ	29.211
8	88 B. IERACI	29.284
9	44 T. BRAMICH	29.296
10	65 J. FACCO	29.386
11	97 M. KAPPLER	29.432
12	12 R. DORE	29.487
13	39 J. PEREZ GONZALEZ	29.504
14	21 B. SANCHEZ	29.546
15	78 J. FORAY	29.658
16	93 A. QUINET	29.738
17	95 S. DEROUE	29.929
18	32 A. PELIKANNOVA	29.991
19	35 F. DE BRUIN	30.018
20	36 B. NEILA	30.138
21	76 L. VERWEY	30.711
22	58 T. FINOCCHIARO	30.761
23	3 M. PEDENEAU	30.949
24	42 M. GARCIA	31.029
25	9 S. NAUD	31.354
26	77 V. SCHWARZ	32.865

SEG. 4		
1	20 D. LOUREIRO	29.040
2	25 A. VERDOIA	29.089
3	72 V. STEEMAN	29.413
4	64 H. DE CANCELLIS	29.593
5	12 R. DORE	29.608
6	69 J. BUIS	29.634
7	88 B. IERACI	29.654
8	44 T. BRAMICH	29.697
9	18 M. GONZALEZ	29.728
10	39 J. PEREZ GONZALEZ	29.876
11	97 M. KAPPLER	30.006
12	36 B. NEILA	30.111
13	65 J. FACCO	30.131
14	21 B. SANCHEZ	30.135
15	93 A. QUINET	30.156
16	46 S. DI SORA	30.368
17	32 A. PELIKANNOVA	30.442
18	78 J. FORAY	30.629
19	95 S. DEROUE	30.740
20	35 F. DE BRUIN	30.749
21	3 M. PEDENEAU	31.193
22	42 M. GARCIA	31.348
23	58 T. FINOCCHIARO	31.466
24	76 L. VERWEY	31.557
25	9 S. NAUD	31.613

06/07/2019

These data/results cannot be reproduced, stored and/or transmitted in whole or in part by any manner of electronic, mechanical, photocopying, recording, broadcasting or otherwise now known or herein after developed without the previous express consent by the copyright owner, except for reproduction in daily press and regular printed publications on sale to the public within 60 days of the event related to those data/results and always provided that copyright symbol appears together as follows below.

© DORNA WSBK ORGANIZATION Srl 2019



Official Fuel Supplier



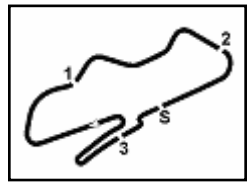
FICR PERUGIA TIMING

Official Tyre Supplier



SWISS WATCHES SINCE 1853

Official Timekeeper



Donington Park 4.023 m

Prosecco DOC UK Round, 5-7 July 2019

Ideal Times Tissot Superpole Gr.B

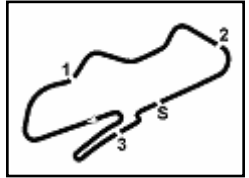
No.	Rider	Nat	Bike	Seg. 1	Seg. 2	Seg. 3	Seg. 4	Ideal Time		
				Diff. 1	Diff. 2	Diff. 3	Diff. 4	Best Lap	Pos.	Diff.
1	25 A. VERDOIA	FRA	Yamaha YZF-R3	24.167 +0.049	30.685	29.035	29.089	1'52.976 1'53.025	1	0.049
2	64 H. DE CANCELLIS	FRA	Yamaha YZF-R3	24.323 +0.126	30.467	28.753 +0.147	29.593	1'53.136 1'53.409	2	0.273
3	20 D. LOUREIRO	RSA	Kawasaki Ninja 400	24.555	31.039 +0.047	28.945	29.040	1'53.579 1'53.626	3	0.047
4	88 B. IERACI	ITA	Kawasaki Ninja 400	24.337	31.065	29.284	29.654	1'54.340 1'54.340	4	
5	18 M. GONZALEZ	ESP	Kawasaki Ninja 400	24.602 +0.070	31.027	29.211	29.728	1'54.568 1'54.638	5	0.070
6	72 V. STEEMAN	NED	KTM RC 390 R	25.007	31.275	28.957	29.413	1'54.652 1'54.652	6	
7	69 J. BUIS	NED	Kawasaki Ninja 400	24.780 +0.003	31.421	29.193	29.634	1'55.028 1'55.031	7	0.003
8	44 T. BRAMICH	AUS	Kawasaki Ninja 400	24.835	31.462	29.296	29.697	1'55.290 1'55.290	8	
9	21 B. SANCHEZ	ESP	Kawasaki Ninja 400	24.649	31.124	29.546 +0.236	30.135 +0.207	1'55.454 1'55.897	11	0.443
10	39 J. PEREZ GONZALEZ	ESP	Kawasaki Ninja 400	24.713	31.579	29.504 +0.201	29.876	1'55.672 1'55.873	10	0.201
11	46 S. DI SORA	FRA	Kawasaki Ninja 400	24.864	31.351	29.152	30.368 +0.010	1'55.735 1'55.745	9	0.010
12	12 R. DORE	FRA	Yamaha YZF-R3	25.183 +0.043	31.484 +0.145	29.487 +0.121	29.608	1'55.762 1'56.071	13	0.309
13	97 M. KAPPLER	GER	KTM RC 390 R	24.913 +0.107	31.437	29.432	30.006 +0.091	1'55.788 1'55.986	12	0.198
14	93 A. QUINET	FRA	Honda CBR500R	24.904	31.386 +0.480	29.738 +0.236	30.156 +0.169	1'56.184 1'57.069	15	0.885
15	65 J. FACCO	ITA	Yamaha YZF-R3	25.015	31.751	29.386	30.131	1'56.283 1'56.283	14	
16	78 J. FORAY	FRA	Kawasaki Ninja 400	25.068	31.851 +0.013	29.658 +0.075	30.629	1'57.206 1'57.294	16	0.088
17	95 S. DEROUÉ	NED	Kawasaki Ninja 400	24.930 +0.292	31.977 +0.225	29.929	30.740 +0.065	1'57.576 1'58.158	17	0.582
18	32 A. PELIKANOVA	CZE	Kawasaki Ninja 400	25.371 +0.412	32.014 +0.113	29.991	30.442	1'57.818 1'58.343	18	0.525
19	36 B. NEILA	ESP	Yamaha YZF-R3	25.265 +0.540	32.607	30.138	30.111	1'58.121 1'58.661	19	0.540
20	35 F. DE BRUIN	NED	Yamaha YZF-R3	25.644	32.649	30.018	30.749	1'59.060 1'59.060	20	
21	58 T. FINOCCHIARO	GBR	KTM RC 390 R	25.825	32.631	30.761	31.466	2'00.683 2'00.683	21	
22	3 M. PEDENEAU	FRA	Yamaha YZF-R3	25.931 +0.052	32.856 +0.101	30.949 +0.294	31.193	2'00.929 2'01.376	23	0.447
23	9 S. NAUD	FRA	Kawasaki Ninja 400	25.723	32.638	31.354 +0.014	31.613	2'01.328 2'01.342	22	0.014
24	42 M. GARCIA	ESP	Kawasaki Ninja 400	26.243	32.809	31.029	31.348	2'01.429 2'01.429	24	
25	76 L. VERWEY	GBR	Kawasaki Ninja 400	26.067 +0.483	33.306	30.711	31.557	2'01.641 2'02.124	25	0.483
	77 V. SCHWARZ	CZE	Kawasaki Ninja 400	One or more sectors missing						
Overall Ideal Time				24.167	30.467	28.753	29.040	1'52.427		

06/07/2019

These data/results cannot be reproduced, stored and/or transmitted in whole or in part by any manner of electronic, mechanical, photocopying, recording, broadcasting or otherwise now known or herein after developed without the previous express consent by the copyright owner, except for reproduction in daily press and regular printed publications on sale to the public within 60 days of the event related to those data/results and always provided that copyright symbol appears together as follows below.

© DORNA WSBK ORGANIZATION Srl 2019





Prosecco DOC UK Round, 5-7 July 2019 Chronological Analysis Tissot Superpole Gr.B

7	25.983	32.360	30.671	36.217	2'05.231	165,4	13:04'23.893
8	24.956	31.668	32.444	31.637	2'00.705	167,7	13:06'24.598
9	24.768	31.659	38.806	35.352	2'10.585C	168,7	13:08'35.183
10	24.649	31.124	29.782	30.342	1'55.897	174,7	13:10'31.080

4	25.518	32.313	30.426	31.611	1'59.868	171,7	12:58'14.817
5	25.408	32.695	30.156	31.025	1'59.284	176,8	13:00'14.101
6	25.325	32.388	30.178	32.275	2'00.166	175,0	13:02'14.267
7	25.221	31.851	29.658	30.798	1'57.528	176,8	13:04'11.795
8	25.691	33.592	30.876	31.901	2'02.060	177,6	13:06'13.855
9	25.210	32.316	29.784	30.847	1'58.157	177,6	13:08'12.012
10	25.068	31.864	29.733	30.629	1'57.294	176,5	13:10'09.306

12° 97 M. KAPPLER (1'55.986)							
Lap	Seg.1	Seg.2	Seg.3	Seg.4	Lap Time	km/h	Local Time
1		34.492	31.653	31.194		167,7	12:52'50.553
2	25.713	32.183	30.193	30.347	1'58.436	170,1	12:54'48.989
3	25.370	31.803	30.261	30.303	1'57.737	172,8	12:56'46.726
4	25.339	32.032	29.684	30.423	1'57.478	172,5	12:58'44.204
5	25.251	32.206	29.853	30.152	1'57.462	171,7	13:00'44.666
6	24.925	31.889	29.794	30.070	1'56.678	172,2	13:02'38.344
7	24.913	32.231	29.547	30.925	1'57.616	173,1	13:04'35.960
8	25.020	31.437	29.432	30.097	1'55.986	172,5	13:06'31.946
9	28.723	32.937	30.467	30.449	2'02.576	170,1	13:08'34.522
10	25.035	31.671	29.510	30.006	1'56.222	177,0	13:10'30.744

17° 95 S. DEROUÉ (1'58.158)							
Lap	Seg.1	Seg.2	Seg.3	Seg.4	Lap Time	km/h	Local Time
1		33.196	30.810	31.929		171,7	12:52'36.857
2	25.420	33.004	31.142	30.953	2'00.519	171,1	12:54'37.376
3	25.267	31.977	30.292	30.740	1'58.276	175,0	12:56'35.652
4	25.222	32.202	29.929	30.805	1'58.158	176,5	12:58'33.810

18° 32 A. PELIKANOVA (1'58.343)							
Lap	Seg.1	Seg.2	Seg.3	Seg.4	Lap Time	km/h	Local Time
1		35.370	36.473	32.650		135,8	12:52'18.803
2	26.717	34.100	32.409	34.340	2'07.566	170,6	12:54'26.369
3	26.335	35.733	34.247	32.144	2'08.459	129,6	12:56'34.828
4	26.054	33.236	30.530	30.997	2'00.817	175,6	12:58'35.645
5	25.519	32.952	30.407	31.289	2'00.167	174,7	13:00'35.812
6	25.526	33.144	30.402	30.761	1'59.833	173,1	13:02'35.645
7	25.590	32.991	30.577	30.990	2'00.148	172,5	13:04'35.793
8	25.783	32.127	29.991	30.442	1'58.343	174,5	13:06'34.136
9	25.381	32.401	30.304	30.718	1'58.804	174,2	13:08'32.940
10	25.371	32.014	30.373	31.514	1'59.272	172,8	13:10'32.212

19° 36 B. NEILA (1'58.661)							
Lap	Seg.1	Seg.2	Seg.3	Seg.4	Lap Time	km/h	Local Time
1		35.657	32.338	32.907		169,0	12:54'42.461
2	27.057	33.861	31.489	30.982	2'03.389	168,5	12:56'45.850
3	26.018	32.770	30.328	30.323	1'59.439	173,6	12:58'45.289
4	25.805	32.607	30.138	30.111	1'58.661	173,6	13:00'43.950
5	25.265	5'02.523	33.664	36.727	6'38.179P	165,4	13:07'22.129
6	59.431	34.270	30.975	30.511	2'35.187P	171,1	13:09'57.316

20° 35 F. DE BRUIN (1'59.060)							
Lap	Seg.1	Seg.2	Seg.3	Seg.4	Lap Time	km/h	Local Time
1		36.545	34.067	34.182		160,9	12:52'17.077
2	27.630	34.657	32.192	32.833	2'07.312	170,9	12:54'24.389
3	26.720	34.369	31.493	32.505	2'05.087	172,0	12:56'29.476
4	26.747	34.047	31.667	32.401	2'04.862	171,7	12:58'34.338
5	27.531	33.513	31.122	31.867	2'04.033	171,4	13:00'38.371
6	26.461	33.883	30.827	31.709	2'02.880	171,7	13:02'41.251
7	26.233	33.298	31.001	31.707	2'02.239	170,1	13:04'43.490
8	26.300	33.326	30.634	30.915	2'01.175	169,8	13:06'44.665
9	26.151	33.238	30.475	31.381	2'01.245	171,4	13:08'45.910
10	25.644	32.649	30.018	30.749	1'59.060	171,7	13:10'44.970

21° 58 T. FINOCCHIARO (2'00.683)							
Lap	Seg.1	Seg.2	Seg.3	Seg.4	Lap Time	km/h	Local Time
1		37.198	33.544	34.762		165,6	12:52'32.221
2	27.864	35.418	32.816	34.286	2'10.384	166,6	12:54'42.605
3	27.186	34.681	31.823	32.736	2'06.426	168,2	12:56'49.031
4	26.540	33.670	31.035	32.551	2'03.796	169,0	12:58'52.827
5	26.380	33.270	31.167	32.203	2'03.020	170,6	13:00'55.847
6	25.871	33.165	31.135	31.736	2'01.907	167,7	13:02'57.754
7	25.825	32.631	30.761	31.466	2'00.683	169,3	13:04'58.437

22° 9 S. NAUD (2'01.342)							
Lap	Seg.1	Seg.2	Seg.3	Seg.4	Lap Time	km/h	Local Time

06/07/2019

P = Pits In/Out - C = Lap Time Cancelled

These data/results cannot be reproduced, stored and/or transmitted in whole or in part by any manner of electronic, mechanical, photocopying, recording, broadcasting or otherwise now known or herein after developed without the previous express consent by the copyright owner, except for reproduction in daily press and regular printed publications on sale to the public within 60 days of the event related to those data/results and always provided that copyright symbol appears together as follows below.

© DORNA WSBK ORGANIZATION Srl 2019



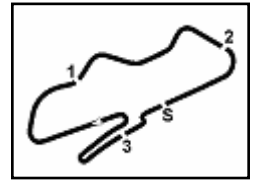
Official Fuel Supplier



Official Tyre Supplier



Official Timekeeper



Donington Park 4.023 m

3 / 3

Prosecco DOC UK Round, 5-7 July 2019 Chronological Analysis Tissot Superpole Gr.B

1		36.831	33.072	32.956		166,9	12:52'14.152
2	26.209	33.152	31.354	31.813	2'02.528	170,3	12:54'16.680
3	25.723	32.638	31.368	31.613	2'01.342	170,3	12:56'18.022

23° 3 M. PEDENEAU (2'01.376)							
Lap	Seg.1	Seg.2	Seg.3	Seg.4	Lap Time	km/h	Local Time
1		37.669	34.230	31.984		163,1	12:52'27.861
2	26.082	32.856	30.949	32.037	2'01.924	170,6	12:54'29.785
3	25.983	32.957	31.243	31.193	2'01.376	172,2	12:56'31.161
4	25.931	33.459	31.183	34.787	2'05.360	176,2	12:58'36.521

24° 42 M. GARCIA (2'01.429)							
Lap	Seg.1	Seg.2	Seg.3	Seg.4	Lap Time	km/h	Local Time
1		35.414	36.781	31.943		116,1	12:52'20.947
2	26.243	32.809	31.029	31.348	2'01.429	172,5	12:54'22.376

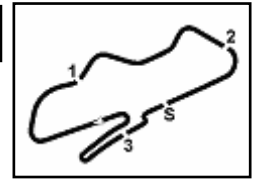
25° 76 L. VERWEY (2'02.124)							
Lap	Seg.1	Seg.2	Seg.3	Seg.4	Lap Time	km/h	Local Time
1		38.529	34.856	34.829		164,4	12:52'30.654
2	28.219	36.122	33.245	33.947	2'11.533	167,4	12:54'42.187
3	27.928	34.782	32.656	33.569	2'08.935	169,3	12:56'51.122
4	27.057	34.130	32.354	33.408	2'06.949	167,4	12:58'58.071
5	27.156	34.513	31.652	32.616	2'05.937	170,6	13:01'04.008
6	26.543	33.989	32.437	32.589	2'05.558	165,6	13:03'09.566
7	26.545	33.858	31.599	32.157	2'04.159	167,4	13:05'13.725
8	26.705	33.313	31.748	32.896	2'04.662	172,2	13:07'18.387
9	26.067	33.423	30.886	32.076	2'02.452	170,6	13:09'20.839
10	26.550	33.306	30.711	31.557	2'02.124	169,0	13:11'22.963

06/07/2019 P = Pits In/Out - C = Lap Time Cancelled

These data/results cannot be reproduced, stored and/or transmitted in whole or in part by any manner of electronic, mechanical, photocopying, recording, broadcasting or otherwise now known or herein after developed without the previous express consent by the copyright owner, except for reproduction in daily press and regular printed publications on sale to the public within 60 days of the event related to those data/results and always provided that copyright symbol appears together as follows below.

© DORNA WSBK ORGANIZATION Srl 2019





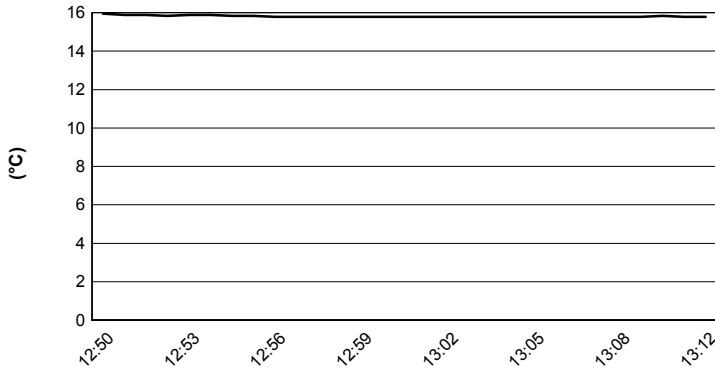
Donington Park 4.023 m

Prosecco DOC UK Round, 5-7 July 2019

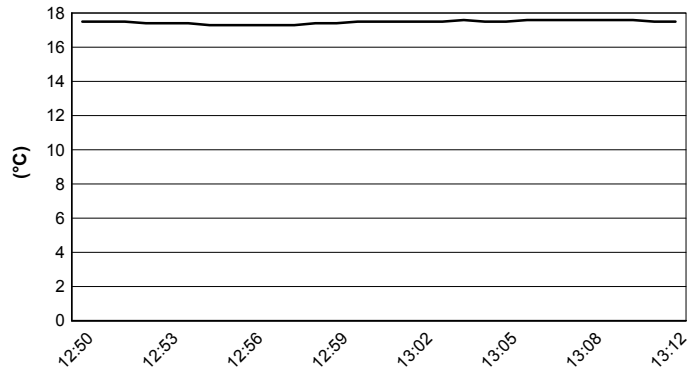
Weather Report Tissot Superpole Gr.B

Session started 12:50 - Session ended 13:12

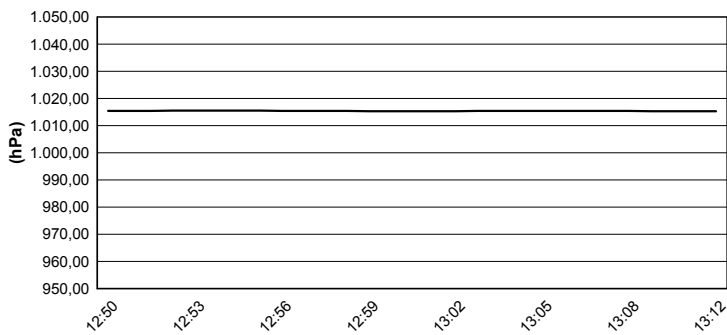
Air Temperature



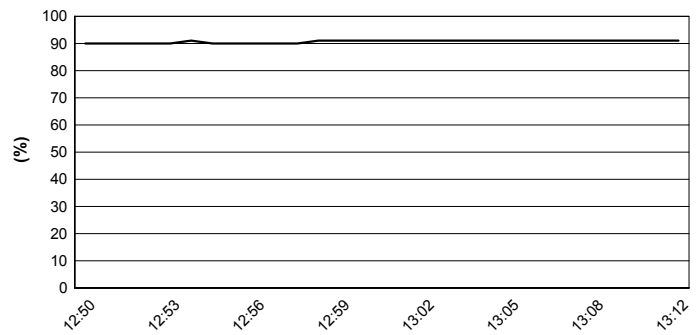
Track Temperature



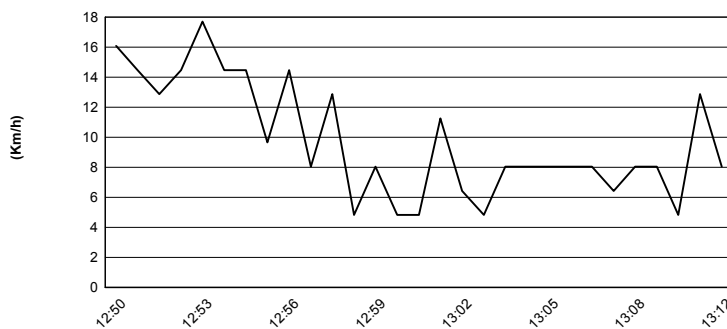
Air Pressure



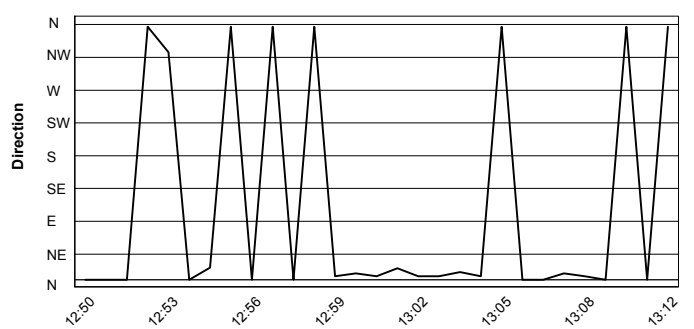
Humidity



Wind Speed



Wind Direction



06/07/2019

These data/results cannot be reproduced, stored and/or transmitted in whole or in part by any manner of electronic, mechanical, photocopying, recording, broadcasting or otherwise now known or herein after developed without the previous express consent by the copyright owner, except for reproduction in daily press and regular printed publications on sale to the public within 60 days of the event related to those data/results and always provided that copyright symbol appears together as follows below.

© DORNA WSBK ORGANIZATION Srl 2019



Official Fuel Supplier

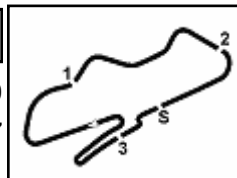


FICR PERUGIA TIMING

Official Tyre Supplier



Official Timekeeper



Donington Park 4.023 m

Prosecco DOC UK Round, 5-7 July 2019

Best Laps & Speeds Gr.B

1 / 2

No.	Rider Bike	Nat	Best Lap		FP1		FP2		FP3		SP	
			LL	SPD	LL	SPD	LL	SPD	LL	SPD	LL	SPD
1	18 M. GONZALEZ Kawasaki Ninja 400	ESP	1'41.711	183,9	1'42.637	182,1	1'41.711	183,9	1'53.694	179,1	1'54.638	179,4
2	25 A. VERDOIA Yamaha YZF-R3	FRA	1'41.831	181,5	1'42.128	180,6	1'41.831	181,5	1'51.141	178,5	1'53.025	175,6
3	95 S. DEROUÉ Kawasaki Ninja 400	NED	1'41.913	186,8	1'43.101	186,8	1'41.913	186,2	1'54.423	176,1	1'58.158	176,4
4	42 M. GARCIA Kawasaki Ninja 400	ESP	1'42.315	184,9	1'42.618	183,6	1'42.315	184,9	1'59.517	173,6	2'01.429	172,5
5	72 V. STEEMAN KTM RC 390 R	NED	1'42.380	184,3	1'43.050	183,9	1'42.380	184,3	1'51.555	177,3	1'54.652	176,4
6	20 D. LOUREIRO Kawasaki Ninja 400	RSA	1'42.817	184,9	1'43.194	183,0	1'42.817	184,9	1'54.203	178,5	1'53.626	175,6
7	88 B. IERACI Kawasaki Ninja 400	ITA	1'43.019	186,2	1'43.647	185,9	1'43.019	186,2	1'57.169	175,0	1'54.340	176,1
8	97 M. KAPPLER KTM RC 390 R	GER	1'43.443	185,9	1'44.571	181,2	1'43.443	185,9	1'53.921	176,1	1'55.986	177,0
9	69 J. BUIS Kawasaki Ninja 400	NED	1'43.473	188,1	1'44.124	186,2	1'43.473	188,1	1'58.732	173,3	1'55.031	177,9
10	21 B. SANCHEZ Kawasaki Ninja 400	ESP	1'43.523	185,2	1'43.523	185,2	1'43.526	183,9	1'55.060	175,0	1'55.897	174,7
11	64 H. DE CANCELLIS Yamaha YZF-R3	FRA	1'43.604	182,4	1'43.604	180,9	1'43.999	182,4	1'54.573	173,0	1'53.409	176,7
12	46 S. DI SORA Kawasaki Ninja 400	FRA	1'43.796	183,9	1'44.422	183,9	1'43.796	183,6	2'00.502	177,0	1'55.745	178,2
13	44 T. BRAMICH Kawasaki Ninja 400	AUS	1'43.848	184,9	1'45.010	182,4	1'43.848	184,9	1'54.567	179,1	1'55.290	179,7
14	36 B. NEILA Yamaha YZF-R3	ESP	1'44.090	182,1	1'44.090	182,1	1'44.451	182,1	1'54.131	176,1	1'58.661	173,6
15	35 F. DE BRUIN Yamaha YZF-R3	NED	1'44.224	181,5	1'44.593	181,5	1'44.224	180,0	1'55.368	173,0	1'59.060	171,9
16	58 T. FINOCCHIARO KTM RC 390 R	GBR	1'44.579	185,2	1'46.310	177,6	1'44.579	185,2			2'00.683	170,6
17	78 J. FORAY Kawasaki Ninja 400	FRA	1'44.663	183,9	1'45.428	183,6	1'44.663	183,9	1'59.556	176,7	1'57.294	177,6
18	65 J. FACCO Yamaha YZF-R3	ITA	1'44.923	180,3	1'44.923	180,3	1'45.103	179,7	1'57.884	172,7	1'56.283	173,6
19	3 M. PEDENEAU Yamaha YZF-R3	FRA	1'45.062	182,7	1'45.062	179,4	1'45.074	182,7	2'00.286	172,2	2'01.376	176,1
20	39 J. PEREZ GONZALEZ Kawasaki Ninja 400	ESP	1'45.280	180,9	1'45.280	180,9	1'45.404	175,6	1'58.514	173,0	1'55.873	175,8
21	12 R. DORE Yamaha YZF-R3	FRA	1'45.432	181,2	1'46.926	179,7	1'45.432	181,2	1'57.493	171,4	1'56.071	175,8
22	32 A. PELIKANOVA Kawasaki Ninja 400	CZE	1'45.597	184,3	1'47.199	179,7	1'45.597	184,3	1'56.523	173,3	1'58.343	175,6
23	93 A. QUINET Honda CBR500R	FRA	1'46.120	178,5	1'47.978	176,4	1'46.120	178,5	1'54.886	170,0	1'57.069	171,4
24	77 V. SCHWARZ Kawasaki Ninja 400	CZE	1'46.652	178,2	1'46.813	177,9	1'46.652	178,2				
25	76 L. VERWEY Kawasaki Ninja 400	GBR	1'47.111	182,7	1'47.264	179,7	1'47.111	182,7	1'57.703	171,1	2'02.124	172,2

06/07/2019

These data/results cannot be reproduced, stored and/or transmitted in whole or in part by any manner of electronic, mechanical, photocopying, recording, broadcasting or otherwise now known or herein after developed without the previous express consent by the copyright owner, except for reproduction in daily press and regular printed publications on sale to the public within 60 days of the event related to those data/results and always provided that copyright symbol appears together as follows below.

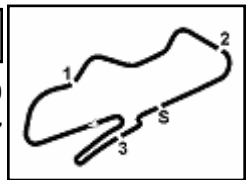
© DORNA WSBK ORGANIZATION Srl 2019





8.6

WorldSSP300
116/07



Donington Park 4.023 m

Prosecco DOC UK Round, 5-7 July 2019 Best Laps & Speeds Gr.B

2 / 2

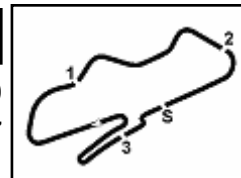
No.	Rider Bike	Nat	Best Lap		FP1		FP2		FP3		SP							
			LL	SPD	LL	SPD	LL	SPD	LL	SPD	LL	SPD						
26	9 S. NAUD Kawasaki Ninja 400	FRA	1'47.315 35 179,4		1'51.117 13 177,3		1'47.315 14 179,4		1'56.803 6 176,4		2'01.342 2 170,3							
27	54 B. SOFUOGLU Kawasaki Ninja 400	TUR																

06/07/2019

These data/results cannot be reproduced, stored and/or transmitted in whole or in part by any manner of electronic, mechanical, photocopying, recording, broadcasting or otherwise now known or herein after developed without the previous express consent by the copyright owner, except for reproduction in daily press and regular printed publications on sale to the public within 60 days of the event related to those data/results and always provided that copyright symbol appears together as follows below.

© DORNA WSBK ORGANIZATION Srl 2019





Donington Park 4.023 m

Prosecco DOC UK Round, 5-7 July 2019

Tissot Superpole Combined Results

No.	Rider	Nat	Team	Bike	Class	FPs	Superpole	Gap	Avg	LL
1	7	T. KAWAKAMI	BRA BCD Yamaha MS Racing	Yamaha YZF-R3	A	1'44.582	1'52.914		128,264	44
2	25	A. VERDOÏA	FRA BCD Yamaha MS Racing	Yamaha YZF-R3	B	1'41.831	1'53.025	0.111	128,138	40
3	55	G. HENDRA PRATAMA	INA Semakin Di Depan Biblion Motoxrcing	Yamaha YZF-R3	A	1'42.463	1'53.047	0.133	128,113	45
4	8	M. PEREZ	ESP Scuderia Maranga Racing	Kawasaki Ninja 400	A	1'43.073	1'53.246	0.332	127,888	44
5	64	H. DE CANCELLIS	FRA Team Trasimeno Yamaha	Yamaha YZF-R3	B	1'43.604	1'53.409	0.495	127,704	40
6	20	D. LOUREIRO	RSA Nutec - RT Motorsports by SKM - Kawasaki	Kawasaki Ninja 400	B	1'42.817	1'53.626	0.712	127,460	47
7	27	F. ROVELLI	ITA Kawasaki ParkinGO Team	Kawasaki Ninja 400	A	1'43.183	1'53.838	0.924	127,223	35
8	52	O. KÖNIG	CZE ACCR Czech Talent Team - Willi Race	Kawasaki Ninja 400	A	1'43.661	1'53.917	1.003	127,135	36
9	66	D. OTTEN	NED MTM Racing Team	Kawasaki Ninja 400	A	1'44.099	1'53.922	1.008	127,129	45
10	85	K. SABATUCCI	ITA Team Trasimeno Yamaha	Yamaha YZF-R3	A	1'44.066	1'54.189	1.275	126,832	46
11	88	B. IERACI	ITA Kawasaki GP Project	Kawasaki Ninja 400	B	1'43.019	1'54.340	1.426	126,664	35
12	57	L. LOI	BEL 2R Racing Team	Kawasaki Ninja 400	A	1'45.804	1'54.580	1.666	126,399	39
13	18	M. GONZALEZ	ESP Kawasaki ParkinGO Team	Kawasaki Ninja 400	B	1'41.711	1'54.638	1.724	126,335	38
14	72	V. STEEMAN	NED Freudenberg KTM Junior Team	KTM RC 390 R	B	1'42.380	1'54.652	1.738	126,320	40
15	14	E. DE LA VEGA	FRA Team MHP Racing-Patrick Pons	Yamaha YZF-R3	A	1'44.112	1'54.708	1.794	126,258	39
16	1	A. CARRASCO	ESP Kawasaki Provec WorldSSP300	Kawasaki Ninja 400	A	1'43.376	1'54.916	2.002	126,029	40
17	71	T. EDWARDS	AUS Kawasaki ParkinGO Team	Kawasaki Ninja 400	A	1'45.196	1'54.990	2.076	125,948	20
18	69	J. BUIS	NED MTM Racing Team	Kawasaki Ninja 400	B	1'43.473	1'55.031	2.117	125,903	46
19	61	Y. OKAYA	JPN DS Junior Team	Kawasaki Ninja 400	A	1'44.066	1'55.115	2.201	125,812	48
20	44	T. BRAMICH	AUS Carl Cox-RT Motorsports by SKM-Kawasaki	Kawasaki Ninja 400	B	1'43.848	1'55.290	2.376	125,621	42
21	28	O. BONOLI	ITA Team Trasimeno Yamaha	Yamaha YZF-R3	A	1'42.506	1'55.362	2.448	125,542	42
22	46	S. DI SORA	FRA Flegbbo Leader Team	Kawasaki Ninja 400	B	1'43.796	1'55.745	2.831	125,127	46
23	39	J. PEREZ GONZALEZ	ESP DS Junior Team	Kawasaki Ninja 400	B	1'45.280	1'55.873	2.959	124,989	45
24	21	B. SANCHEZ	ESP Scuderia Maranga Racing	Kawasaki Ninja 400	B	1'43.523	1'55.897	2.983	124,963	42
25	17	K. MEUFFELS	NED Freudenberg KTM WorldSSP Team	KTM RC 390 R	A	1'43.435	1'55.944	3.030	124,912	29
26	13	D. IOZZO	RSA Nutec - RT Motorsports by SKM - Kawasaki	Kawasaki Ninja 400	A	1'43.645	1'55.962	3.048	124,893	42
27	97	M. KAPPLER	GER Freudenberg KTM WorldSSP Team	KTM RC 390 R	B	1'43.443	1'55.986	3.072	124,867	46
28	84	K. ALOISI	ITA DS Junior Team	Kawasaki Ninja 400	A	1'44.661	1'56.067	3.153	124,780	46
29	12	R. DORE	FRA Team MHP Racing-Patrick Pons	Yamaha YZF-R3	B	1'45.432	1'56.071	3.157	124,775	44
30	47	F. HERNANDEZ MOYANO	ESP BCD Yamaha MS Racing	Yamaha YZF-R3	A	1'44.680	1'56.074	3.160	124,772	43
31	74	K. VERWEY	GBR Team XG Racing	Kawasaki Ninja 400	A	1'45.098	1'56.235	3.321	124,599	45
32	65	J. FACCO	ITA Semakin Di Depan Biblion Motoxrcing	Yamaha YZF-R3	B	1'44.923	1'56.283	3.369	124,548	39
33	15	M. BASTIANELLI	ITA Prodina IRCOS Kawasaki	Kawasaki Ninja 400	A	1'42.562	1'56.834	3.920	123,960	37
34	93	A. QUINET	FRA TGP Racing	Honda CBR500R	B	1'46.120	1'57.069	4.155	123,712	43
35	33	K. HARTMANN	FRA Team MHP Racing-Patrick Pons	Yamaha YZF-R3	A	1'46.062	1'57.258	4.344	123,512	43
36	78	J. FORAY	FRA Prodina IRCOS Kawasaki	Kawasaki Ninja 400	B	1'44.663	1'57.294	4.380	123,474	42
37	6	R. SCHOTMAN	NED Kawasaki MOTOPOST	Kawasaki Ninja 400	A	1'42.349	1'57.600	4.686	123,153	37
38	16	M. LUNA BAYEN	ESP Kawasaki GP Project	Kawasaki Ninja 400	A	1'44.168	1'57.818	4.904	122,925	41
39	23	P. GIACOMINI	ITA Kawasaki GP Project	Kawasaki Ninja 400	A	1'44.495	1'57.882	4.968	122,858	35
40	95	S. DEROUE	NED Kawasaki MOTOPOST	Kawasaki Ninja 400	B	1'41.913	1'58.158	5.244	122,571	37
41	41	J. JAHNIG	GER Freudenberg KTM Junior Team	KTM RC 390 R	A	1'42.787	1'58.286	5.372	122,439	43
42	32	A. PELIKANNOVA	CZE Kawasaki GP Project	Kawasaki Ninja 400	B	1'45.597	1'58.343	5.429	122,380	40
43	36	B. NEILA	ESP BCD Yamaha MS Racing	Yamaha YZF-R3	B	1'44.090	1'58.661	5.747	122,052	39
44	35	F. DE BRUIN	NED Team Trasimeno Yamaha	Yamaha YZF-R3	B	1'44.224	1'59.060	6.146	121,643	44
45	58	T. FINOCCHIARO	GBR Transmec KTM Racing Junior Team	KTM RC 390 R	B	1'44.579	2'00.683	7.769	120,007	35
46	9	S. NAUD	FRA 2R Racing Team	Kawasaki Ninja 400	B	1'47.315	2'01.342	8.428	119,355	35
47	3	M. PEDENEAU	FRA Team MHP Racing-Patrick Pons	Yamaha YZF-R3	B	1'45.062	2'01.376	8.462	119,322	33
48	42	M. GARCIA	ESP DS Junior Team	Kawasaki Ninja 400	B	1'42.315	2'01.429	8.515	119,270	28
49	76	L. VERWEY	GBR Team XG Racing	Kawasaki Ninja 400	B	1'47.111	2'02.124	9.210	118,591	42
50	22	N. KALININ	UKR Nutec - RT Motorsports by SKM - Kawasaki	Kawasaki Ninja 400	A	1'42.437	2'02.425	9.511	118,299	36
51	19	B. MOLINA	CHI Terra e Moto	Yamaha YZF-R3	A	1'47.415	2'03.203	10.289	117,552	40
52	94	E. MCGLINCHEY	GBR Flegbbo Leader Team	Kawasaki Ninja 400	A	1'43.245				33

06/07/2019

The results are provisional until the end of the time limit for protests and appeals and the completion of the technical checks.

These data/results cannot be reproduced, stored and/or transmitted in whole or in part by any manner of electronic, mechanical, photocopying, recording, broadcasting or otherwise now known or herein after developed without the previous express consent by the copyright owner, except for reproduction in daily press and regular printed publications on sale to the public within 60 days of the event related to those data/results and always provided that copyright symbol appears together as follows below.

© DORNA WSBK ORGANIZATION Srl 2019



Official Fuel Supplier



FKR PERUGIA TIMING

Official Tyre Supplier

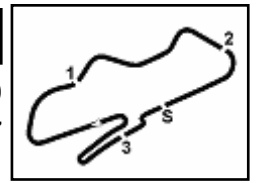


Official Timekeeper



8.7

WorldSSP300
116/07



Donington Park 4.023 m

Prosecco DOC UK Round, 5-7 July 2019 Tissot Superpole Combined Results

No.	Rider	Nat	Team	Bike	Class	FPs	Superpole	Gap	Avg	LL
53	77 V. SCHWARZ	CZE	ACCR Czech Talent Team - Willi Race	Kawasaki Ninja 400	B	1'46.652				29

06/07/2019

The results are provisional until the end of the time limit for protests and appeals and the completion of the technical checks.

These data/results cannot be reproduced, stored and/or transmitted in whole or in part by any manner of electronic, mechanical, photocopying, recording, broadcasting or otherwise now known or herein after developed without the previous express consent by the copyright owner, except for reproduction in daily press and regular printed publications on sale to the public within 60 days of the event related to those data/results and always provided that copyright symbol appears together as follows below.

© DORNA WSBK ORGANIZATION Srl 2019



Official Fuel Supplier

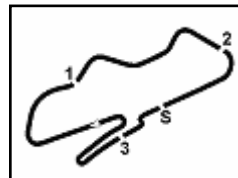


FKR PERUGIA TIMING

Official Tyre Supplier



Official Timekeeper



Donington Park 4.023 m

Prosecco DOC UK Round, 5-7 July 2019

Starting Grid - Last Chance Race

13 Laps x 4,023 km = 52,299 km

1	74 VERWEY K. Kawasaki 1'56.235	2	65 FACCO J. Yamaha 1'56.283	3	15 BASTIANELLI M. Kawasaki 1'56.834	
2	4	93 QUINET A. Honda 1'57.069	5	33 HARTMANN K. Yamaha 1'57.258	6	78 FORAY J. Kawasaki 1'57.294
3	7	6 SCHOTMAN R. Kawasaki 1'57.600	8	16 LUNA BAYEN M. Kawasaki 1'57.818	9	23 GIACOMINI P. Kawasaki 1'57.882
4	10	95 DEROUE S. Kawasaki 1'58.158	11	41 JAHNIG J. KTM 1'58.286	12	32 PELIKANNOVA A. Kawasaki 1'58.343
5	13	36 NEILA B. Yamaha 1'58.661	14	35 DE BRUIN F. Yamaha 1'59.060	15	58 FINOCCHIARO T. KTM 2'00.683
6	16	42 GARCIA M. Kawasaki	17	22 KALININ N. Kawasaki	18	77 SCHWARZ V. Kawasaki
7	19	76 VERWEY L. Kawasaki	20	9 NAUD S. Kawasaki	21	19 MOLINA B. Yamaha

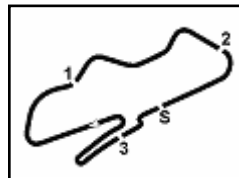
N.94 (McGlinchey E.) has been declared unfit after SP
N.3 (Pedeneau M.) will not take part to LCR for technical reasons

06/07/2019 The Race Director

These data/results cannot be reproduced, stored and/or transmitted in whole or in part by any manner of electronic, mechanical, photocopying, recording, broadcasting or otherwise now known or herein after developed without the previous express consent by the copyright owner, except for reproduction in daily press and regular printed publications on sale to the public within 60 days of the event related to those data/results and always provided that copyright symbol appears together as follows below.

© DORNA WSBK ORGANIZATION Srl 2019





Donington Park 4.023 m

Prosecco DOC UK Round, 5-7 July 2019
Tissot Superpole Ranking

	2017	2018	2019
01 Motorland Aragon	Deroue (Ned) Kaw 2'12.712 (137,7 Km/h)	Perez (Esp) Kaw 2'07.938 (142,9 Km/h)	Gonzalez (Esp) Kaw 2'06.938 (144,0 Km/h)
02 TT Circuit Assen	Sanchez (Esp) Yam 1'53.814 (143,7 Km/h)	Perez (Esp) Kaw 1'50.165 (148,4 Km/h)	Hendra Pratama (Ina) Yam 1'51.475 (146,7 Km/h)
03 Autodromo Internazionale Enzo e Dino	Perez (Esp) Hon 2'10.115 (136,6 Km/h)	Carrasco (Esp) Kaw 2'07.076 (139,8 Km/h)	Perez (Esp) Kaw 2'06.351 (140,6 Km/h)
04 Circuito de Jerez Ángel Nieto	Garcia (Esp) Yam 1'54.947 (138,5 Km/h)		Steeman (Ned) Ktm 1'52.199 (141,9 Km/h)
05 Misano World Circuit "Marco Simoncelli"	Perez (Esp) Hon 1'52.490 (135,2 Km/h)	Hendra Pratama (Ina) Yam 1'50.517 (137,7 Km/h)	Gonzalez (Esp) Kaw 1'49.646 (138,8 Km/h)
06 Donington Park	Coppola (Ita) Yam 1'46.150 (136,4 Km/h)	Carrasco (Esp) Kaw 1'42.758 (140,9 Km/h)	Kawakami (Bra) Yam 1'52.914 (128,3 Km/h)
07 Autódromo Internacional do Algarve	Coppola (Ita) Yam 2'00.128 (137,6 Km/h)	Edwards (Aus) Kaw 1'56.877 (141,4 Km/h)	
08 Circuit de Nevers Magny-Cours	Muel (Fra) Yam 2'16.866 (116,0 Km/h)	Deroue (Ned) Kaw 1'54.034 (139,3 Km/h)	
09 Losail International Circuit			

2019

- 2 M. Gonzalez
- 1 **T. Kawakami**
- 1 V. Steeman
- 1 G. Hendra Pratama
- 1 M. Perez

ALL TIMES

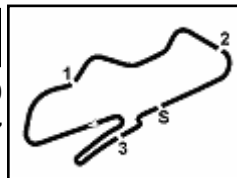
- 5 M. Perez
- 3 A. Coppola
- 3 G. Hendra Pratama
- 2 A. Carrasco
- 2 S. Deroue
- 2 M. Gonzalez
- 1 B. Sanchez
- 1 M. Garcia
- 1 A. Muel
- 1 T. Edwards
- 1 V. Steeman
- 1 **T. Kawakami**

06/07/2019

These data/results cannot be reproduced, stored and/or transmitted in whole or in part by any manner of electronic, mechanical, photocopying, recording, broadcasting or otherwise now known or herein after developed without the previous express consent by the copyright owner, except for reproduction in daily press and regular printed publications on sale to the public within 60 days of the event related to those data/results and always provided that copyright symbol appears together as follows below.

© DORNA WSBK ORGANIZATION Srl 2019





Donington Park 4.023 m

Prosecco DOC UK Round, 5-7 July 2019

Tissot Superpole Award

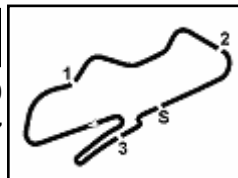
Points	Points From First	Points From Previous	April 7	April 14	May 12	June 8	June 9	June 23	July 7	September 8	September 29	October 26								
			ARAGON	ASSEN	IMOLA	JEREZ 1	JEREZ 2	MISANO	DONINGTON PARK	PORTIMAO	MAGNY COURS	LOSAIL								
1 GONZALEZ Manuel (ESP)	41		12	9	2	6		12												
2 HENDRA PRATAMA Galang (INA)	40	1	9	12		7		5	7											
3 VERDÓIA Andy (FRA)	30	11	10	5		3	4	9	9											
4 DE CANCELLIS Hugo (FRA)	28	13	2	7	6	9		1	5											
5 PEREZ Mika (ESP)	25	16	3		7	12			6											
6 STEEMAN Victor (NED)	20	21	5	2			12	6												
7 CARRASCO Ana (ESP)	19	22	1			7	5	7												
8 KAWAKAMI Ton (BRA)	12	29	7						12											
9 JAHNIG Jan-Ole (GER)	10	31	2	1	2	4		3												
10 GARCIA Marc (ESP)	9	32	1				9													
11 BONOLI Omar (ITA)	8	33	1		5		3													
12 IERACI Bruno (ITA)	6	35	2			6														
13 LUNA BAYEN Marc (ESP)	6	35	0	6																
14 HERNANDEZ MOYANO Ferran (ESP)	5	36	1			5														
15 DEROUÉ Scott (NED)	5	36	0		4	1														
16 PEDENEAU Mateo (FRA)	5	36	0	3			2													
17 LOUREIRO Dorren (RSA)	4	37	1						4											
18 VOCINO Emanuele (ITA)	4	37	0					4												
19 ERILL Guillem (ESP)	4	37	0	4																
20 ROVELLI Filippo (ITA)	3	38	1						3											
21 KALININ Nick (UKR)	3	38	0		3															
22 KÖNIG Oliver (CZE)	2	39	1						2											
23 BRAMICH Tom (AUS)	2	39	0					2												
24 OTTEN Dion (NED)	1	40	1						1											
25 MEUFFELS Koën (NED)	1	40	0				1													

06/07/2019 Odd points columns: Tissot Superpole Even points columns: Tissot Superpole Race

These data/results cannot be reproduced, stored and/or transmitted in whole or in part by any manner of electronic, mechanical, photocopying, recording, broadcasting or otherwise now known or herein after developed without the previous express consent by the copyright owner, except for reproduction in daily press and regular printed publications on sale to the public within 60 days of the event related to those data/results and always provided that copyright symbol appears together as follows below.

© DORNA WSBK ORGANIZATION Srl 2019





Donington Park 4.023 m

Prosecco DOC UK Round, 5-7 July 2019

Tissot Superpole Award

	Points	Points From First	Points From Previous	April 7 ARAGON	April 14 ASSEN	May 12 IMOLA	June 8 JEREZ 1	June 9 JEREZ 2	June 23 MISANO	July 7 DONINGTON PARK	September 8 PORTIMAO	September 29 MAGNY COURS	October 26 LOSAIL						
26 SANCHEZ Borja (ESP)	1	40	0		1														

06/07/2019 Odd points columns: Tissot Superpole Even points columns: Tissot Superpole Race

These data/results cannot be reproduced, stored and/or transmitted in whole or in part by any manner of electronic, mechanical, photocopying, recording, broadcasting or otherwise now known or herein after developed without the previous express consent by the copyright owner, except for reproduction in daily press and regular printed publications on sale to the public within 60 days of the event related to those data/results and always provided that copyright symbol appears together as follows below.

© DORNA WSBK ORGANIZATION Srl 2019



Official Fuel Supplier



FKR PERGOIA TIMING

Official Tyre Supplier



SWISS WATCHES SINCE 1853

Official Timekeeper