

Prosecco DOC UK Round, 5-7 July 2019

Results Warm Up

Donington Park 4.023 m
1 / 2

No.	Rider	Nat	Team	Bike	Class	Time	Gap	Rel.	Laps	Speed	
										Avg	Max
1	25 A. VERDOÍA	FRA	BCD Yamaha MS Racing	Yamaha YZF-R3	B	1'41.758			8	142,326	188,2
2	72 V. STEEMAN	NED	Freudenberg KTM Junior Team	KTM RC 390 R	B	1'42.089	0.331	0.331	8	141,864	191,5
3	41 J. JAHNIG	GER	Freudenberg KTM Junior Team	KTM RC 390 R	A	1'42.204	0.446	0.115	8	141,705	190,8
4	20 D. LOUREIRO	RSA	Nutec - RT Motorsports by SKM - Kawasaki	Kawasaki Ninja 400	B	1'42.210	0.452	0.006	8	141,697	190,2
5	6 R. SCHOTMAN	NED	Kawasaki MOTOPOST	Kawasaki Ninja 400	A	1'42.219	0.461	0.009	8	141,684	194,3
6	55 G. HENDRA PRATAMA	INA	Semakin Di Depan Biblion Motoxrcing	Yamaha YZF-R3	A	1'42.529	0.771	0.310	8	141,256	187,8
7	69 J. BUIS	NED	MTM Racing Team	Kawasaki Ninja 400	B	1'42.623	0.865	0.094	8	141,126	192,9
8	21 B. SANCHEZ	ESP	Scuderia Maranga Racing	Kawasaki Ninja 400	B	1'42.737	0.979	0.114	8	140,970	194,6
9	66 D. OTTEN	NED	MTM Racing Team	Kawasaki Ninja 400	A	1'42.836	1.078	0.099	8	140,834	189,2
10	44 T. BRAMICH	AUS	Carl Cox-RT Motorsports by SKM-Kawasaki	Kawasaki Ninja 400	B	1'42.901	1.143	0.065	8	140,745	192,2
11	8 M. PEREZ	ESP	Scuderia Maranga Racing	Kawasaki Ninja 400	A	1'43.007	1.249	0.106	8	140,600	192,2
12	14 E. DE LA VEGA	FRA	Team MHP Racing-Patrick Pons	Yamaha YZF-R3	A	1'43.025	1.267	0.018	8	140,576	185,9
13	28 O. BONOLI	ITA	Team Trasimeno Yamaha	Yamaha YZF-R3	A	1'43.027	1.269	0.002	8	140,573	185,9
14	88 B. IERACI	ITA	Kawasaki GP Project	Kawasaki Ninja 400	B	1'43.028	1.270	0.001	8	140,571	190,2
15	13 D. IOZZO	RSA	Nutec - RT Motorsports by SKM - Kawasaki	Kawasaki Ninja 400	A	1'43.053	1.295	0.025	8	140,537	191,2
16	52 O. KÖNIG	CZE	ACCR Czech Talent Team - Willi Race	Kawasaki Ninja 400	A	1'43.064	1.306	0.011	8	140,522	185,3
17	1 A. CARRASCO	ESP	Kawasaki Provec WorldSSP300	Kawasaki Ninja 400	A	1'43.115	1.357	0.051	8	140,453	188,5
18	64 H. DE CANCELLIS	FRA	Team Trasimeno Yamaha	Yamaha YZF-R3	B	1'43.130	1.372	0.015	8	140,432	184,6
19	15 M. BASTIANELLI	ITA	Prodina IRCOS Kawasaki	Kawasaki Ninja 400	A	1'43.156	1.398	0.026	8	140,397	186,5
20	7 T. KAWAKAMI	BRA	BCD Yamaha MS Racing	Yamaha YZF-R3	A	1'43.224	1.466	0.068	8	140,305	189,2
21	85 K. SABATUCCI	ITA	Team Trasimeno Yamaha	Yamaha YZF-R3	A	1'43.229	1.471	0.005	8	140,298	190,2
22	97 M. KAPPLER	GER	Freudenberg KTM WorldSSP Team	KTM RC 390 R	B	1'43.354	1.596	0.125	8	140,128	191,5
23	71 T. EDWARDS	AUS	Kawasaki ParkinGO Team	Kawasaki Ninja 400	A	1'43.540	1.782	0.186	8	139,876	189,2
24	47 F. HERNANDEZ MOYANO	ESP	BCD Yamaha MS Racing	Yamaha YZF-R3	A	1'43.588	1.830	0.048	6	139,812	185,6
25	46 S. DI SORA	FRA	Flembo Leader Team	Kawasaki Ninja 400	B	1'43.619	1.861	0.031	8	139,770	189,8
26	39 J. PEREZ GONZALEZ	ESP	DS Junior Team	Kawasaki Ninja 400	B	1'43.631	1.873	0.012	8	139,754	187,8
27	17 K. MEUFFELS	NED	Freudenberg KTM WorldSSP Team	KTM RC 390 R	A	1'43.677	1.919	0.046	8	139,692	193,6
28	61 Y. OKAYA	JPN	DS Junior Team	Kawasaki Ninja 400	A	1'43.808	2.050	0.131	8	139,515	192,5
29	36 B. NEILA	ESP	BCD Yamaha MS Racing	Yamaha YZF-R3	B	1'43.874	2.116	0.066	7	139,427	187,5
30	23 P. GIACOMINI	ITA	Kawasaki GP Project	Kawasaki Ninja 400	A	1'44.241	2.483	0.367	8	138,936	190,2
31	84 K. ALOISI	ITA	DS Junior Team	Kawasaki Ninja 400	A	1'44.249	2.491	0.008	8	138,925	191,9
32	22 N. KALININ	UKR	Nutec - RT Motorsports by SKM - Kawasaki	Kawasaki Ninja 400	A	1'44.451	2.693	0.202	1	138,656	189,2
33	57 L. LOI	BEL	2R Racing Team	Kawasaki Ninja 400	A	1'45.291	3.533	0.840	8	137,550	187,5
34	12 R. DORE	FRA	Team MHP Racing-Patrick Pons	Yamaha YZF-R3	B	1'45.292	3.534	0.001	8	137,549	185,6
35	27 F. ROVELLI	ITA	Kawasaki ParkinGO Team	Kawasaki Ninja 400	A	1'45.826	4.068	0.534	4	136,855	180,9

AIR	Humidity:	63%	Temp:	16°C
TRACK	Condition:	Dry	Temp:	29°C

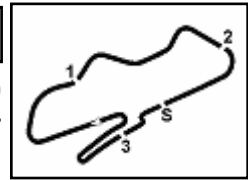
Records	Pole (SP2)	2018 A.Carrasco	1'42.758	140,940	Km/h
	Race (RC)	2018 A.Carrasco	1'43.170	140,380	Km/h
	All Times (FP2)	2019 M.Gonzalez	1'41.711	142,390	Km/h

Start 07/07/2019 09:50 End 10:06 The results are provisional until the end of the time limit for protests and appeals and the completion of the technical checks.

These data/results cannot be reproduced, stored and/or transmitted in whole or in part by any manner of electronic, mechanical, photocopying, recording, broadcasting or otherwise now known or herein after developed without the previous express consent by the copyright owner, except for reproduction in daily press and regular printed publications on sale to the public within 60 days of the event related to those data/results and always provided that copyright symbol appears together as follows below.

© DORNA WSBK ORGANIZATION Srl 2019





Prosecco DOC UK Round, 5-7 July 2019

Results Warm Up

Session Highlights

Local Time	No. Rider	Description
09.50.00		Start
09.52.18	36 B. NEILA	Check Transponder
09.53.28	27 F. ROVELLI	Current Lap Cancelled - Exceeded Track Limits - Turn 10
09.53.31	97 M. KAPPLER	Current Lap Cancelled - Exceeded Track Limits - Turn 10
09.55.12	23 P. GIACOMINI	Current Lap Cancelled - Exceeded Track Limits - Turn 10
09.55.15	69 J. BUIS	Current Lap Cancelled - Exceeded Track Limits - Turn 10
09.56.21	22 N. KALININ	Technical Problem - Turn 11
09.57.32	66 D. OTTEN	Check Transponder
09.57.47	23 P. GIACOMINI	Lap Cancelled (1'46.181) - Exceeded Track Limits - Turn 10
09.57.50	12 R. DORE	Lap Cancelled (1'49.156) - Exceeded Track Limits - Turn 10
09.57.54	55 G. HENDRA PRATAMA	Lap Cancelled (1'54.024) - Exceeded Track Limits - Turn 10
10.06.31		End Of Session

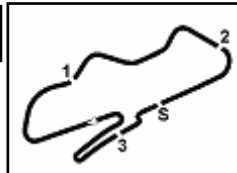
Fastest Laps Sequence

No.	Rider	Nat	Team	Bike	Local Time	Time	Gap	Avg
1	A. CARRASCO	ESP	Kawasaki Provec WorldSSP300	Kawasaki Ninja 400	09:53'35.986	1'44.328		138,820
88	B. IERACI	ITA	Kawasaki GP Project	Kawasaki Ninja 400	09:53'36.336	1'43.952	-0.376	139,322
20	D. LOUREIRO	RSA	Nutec - RT Motorsports by SKM - Kawasaki	Kawasaki Ninja 400	09:53'56.598	1'43.779	-0.173	139,554
55	G. HENDRA PRATAMA	INA	Semakin Di Depan Biblion Motoxrcing	Yamaha YZF-R3	09:53'57.488	1'43.605	-0.174	139,789
25	A. VERDOÍA	FRA	BCD Yamaha MS Racing	Yamaha YZF-R3	09:54'16.631	1'43.557	-0.048	139,853
6	R. SCHOTMAN	NED	Kawasaki MOTOPORT	Kawasaki Ninja 400	09:55'24.385	1'43.282	-0.275	140,226
41	J. JAHNIG	GER	Freudenberg KTM Junior Team	KTM RC 390 R	09:55'29.439	1'42.631	-0.651	141,115
6	R. SCHOTMAN	NED	Kawasaki MOTOPORT	Kawasaki Ninja 400	09:57'06.751	1'42.366	-0.265	141,481
41	J. JAHNIG	GER	Freudenberg KTM Junior Team	KTM RC 390 R	09:57'11.710	1'42.271	-0.095	141,612
6	R. SCHOTMAN	NED	Kawasaki MOTOPORT	Kawasaki Ninja 400	10:00'35.890	1'42.219	-0.052	141,684
41	J. JAHNIG	GER	Freudenberg KTM Junior Team	KTM RC 390 R	10:02'20.107	1'42.204	-0.015	141,705
72	V. STEEMAN	NED	Freudenberg KTM Junior Team	KTM RC 390 R	10:02'20.377	1'42.089	-0.115	141,864
25	A. VERDOÍA	FRA	BCD Yamaha MS Racing	Yamaha YZF-R3	10:02'49.774	1'41.758	-0.331	142,326

07/07/2019 Start 09:50 End 10:06 The results are provisional until the end of the time limit for protests and appeals and the completion of the technical checks.

These data/results cannot be reproduced, stored and/or transmitted in whole or in part by any manner of electronic, mechanical, photocopying, recording, broadcasting or otherwise now known or herein after developed without the previous express consent by the copyright owner, except for reproduction in daily press and regular printed publications on sale to the public within 60 days of the event related to those data/results and always provided that copyright symbol appears together as follows below.
© DORNA WSBK ORGANIZATION Srl 2019





Donington Park 4.023 m

Prosecco DOC UK Round, 5-7 July 2019

Best Sectors & Speed Warm Up

BEST LAP		
1	25 A. VERDOÍA	Yamaha YZF-R3 1'41.758
2	72 V. STEEMAN	KTM RC 390 R 1'42.089
3	41 J. JAHNIG	KTM RC 390 R 1'42.204
4	20 D. LOUREIRO	Kawasaki Ninja 400 1'42.210
5	6 R. SCHOTMAN	Kawasaki Ninja 400 1'42.219
6	55 G. HENDRA PRATAMA	Yamaha YZF-R3 1'42.529
7	69 J. BUIS	Kawasaki Ninja 400 1'42.623
8	21 B. SANCHEZ	Kawasaki Ninja 400 1'42.737
9	66 D. OTTEN	Kawasaki Ninja 400 1'42.836
10	44 T. BRAMICH	Kawasaki Ninja 400 1'42.901
11	8 M. PEREZ	Kawasaki Ninja 400 1'43.007
12	14 E. DE LA VEGA	Yamaha YZF-R3 1'43.025
13	28 O. BONOLI	Yamaha YZF-R3 1'43.027
14	88 B. IERACI	Kawasaki Ninja 400 1'43.028
15	13 D. IOZZO	Kawasaki Ninja 400 1'43.053
16	52 O. KÖNIG	Kawasaki Ninja 400 1'43.064
17	1 A. CARRASCO	Kawasaki Ninja 400 1'43.115
18	64 H. DE CANCELLIS	Yamaha YZF-R3 1'43.130
19	15 M. BASTIANELLI	Kawasaki Ninja 400 1'43.156
20	7 T. KAWAKAMI	Yamaha YZF-R3 1'43.224
21	85 K. SABATUCCI	Yamaha YZF-R3 1'43.229
22	97 M. KAPPLER	KTM RC 390 R 1'43.354
23	71 T. EDWARDS	Kawasaki Ninja 400 1'43.540
24	47 F. HERNANDEZ MOYANO	Yamaha YZF-R3 1'43.588
25	46 S. DI SORA	Kawasaki Ninja 400 1'43.619
26	39 J. PEREZ GONZALEZ	Kawasaki Ninja 400 1'43.631
27	17 K. MEUFFELS	KTM RC 390 R 1'43.677
28	61 Y. OKAYA	Kawasaki Ninja 400 1'43.808
29	36 B. NEILA	Yamaha YZF-R3 1'43.874
30	23 P. GIACOMINI	Kawasaki Ninja 400 1'44.241
31	84 K. ALOISI	Kawasaki Ninja 400 1'44.249
32	22 N. KALININ	Kawasaki Ninja 400 1'44.451
33	57 L. LOI	Kawasaki Ninja 400 1'45.291
34	12 R. DORE	Yamaha YZF-R3 1'45.292
35	27 F. ROVELLI	Kawasaki Ninja 400 1'45.826

SPEED		
1	21 B. SANCHEZ	Kawasaki Ninja 400 194,6
2	6 R. SCHOTMAN	Kawasaki Ninja 400 194,3
3	17 K. MEUFFELS	KTM RC 390 R 193,6
4	69 J. BUIS	Kawasaki Ninja 400 192,9
5	61 Y. OKAYA	Kawasaki Ninja 400 192,5
6	8 M. PEREZ	Kawasaki Ninja 400 192,2
7	44 T. BRAMICH	Kawasaki Ninja 400 192,2
8	84 K. ALOISI	Kawasaki Ninja 400 191,9
9	97 M. KAPPLER	KTM RC 390 R 191,5
10	72 V. STEEMAN	KTM RC 390 R 191,5
11	13 D. IOZZO	Kawasaki Ninja 400 191,2
12	41 J. JAHNIG	KTM RC 390 R 190,8
13	88 B. IERACI	Kawasaki Ninja 400 190,2
14	23 P. GIACOMINI	Kawasaki Ninja 400 190,2
15	20 D. LOUREIRO	Kawasaki Ninja 400 190,2
16	85 K. SABATUCCI	Yamaha YZF-R3 190,2
17	46 S. DI SORA	Kawasaki Ninja 400 189,8
18	22 N. KALININ	Kawasaki Ninja 400 189,2
19	66 D. OTTEN	Kawasaki Ninja 400 189,2
20	71 T. EDWARDS	Kawasaki Ninja 400 189,2
21	7 T. KAWAKAMI	Yamaha YZF-R3 189,2
22	1 A. CARRASCO	Kawasaki Ninja 400 188,5
23	25 A. VERDOÍA	Yamaha YZF-R3 188,2
24	39 J. PEREZ GONZALEZ	Kawasaki Ninja 400 187,8
25	55 G. HENDRA PRATAMA	Yamaha YZF-R3 187,8
26	57 L. LOI	Kawasaki Ninja 400 187,5
27	36 B. NEILA	Yamaha YZF-R3 187,5
28	15 M. BASTIANELLI	Kawasaki Ninja 400 186,5
29	28 O. BONOLI	Yamaha YZF-R3 185,9
30	14 E. DE LA VEGA	Yamaha YZF-R3 185,9
31	47 F. HERNANDEZ MOYANO	Yamaha YZF-R3 185,6
32	12 R. DORE	Yamaha YZF-R3 185,6
33	52 O. KÖNIG	Kawasaki Ninja 400 185,3
34	64 H. DE CANCELLIS	Yamaha YZF-R3 184,6
35	27 F. ROVELLI	Kawasaki Ninja 400 180,9

SEG. 1	
1	20 D. LOUREIRO 22.375
2	6 R. SCHOTMAN 22.396
3	72 V. STEEMAN 22.414
4	41 J. JAHNIG 22.424
5	88 B. IERACI 22.427
6	21 B. SANCHEZ 22.456
7	8 M. PEREZ 22.491
8	22 N. KALININ 22.494
9	25 A. VERDOÍA 22.500
10	44 T. BRAMICH 22.502
11	1 A. CARRASCO 22.504
12	69 J. BUIS 22.511
13	17 K. MEUFFELS 22.531
14	13 D. IOZZO 22.561
15	97 M. KAPPLER 22.570
16	28 O. BONOLI 22.597
17	36 B. NEILA 22.611
18	61 Y. OKAYA 22.639
19	7 T. KAWAKAMI 22.649
20	55 G. HENDRA PRATAMA 22.656
21	66 D. OTTEN 22.667
22	84 K. ALOISI 22.684
23	85 K. SABATUCCI 22.686
24	64 H. DE CANCELLIS 22.717
25	52 O. KÖNIG 22.720
26	71 T. EDWARDS 22.729
27	23 P. GIACOMINI 22.733
28	47 F. HERNANDEZ MOYAN 22.744
29	46 S. DI SORA 22.761
30	15 M. BASTIANELLI 22.767
31	14 E. DE LA VEGA 22.883
32	57 L. LOI 22.926
33	39 J. PEREZ GONZALEZ 22.936
34	27 F. ROVELLI 23.008
35	12 R. DORE 23.028

SEG. 2	
1	41 J. JAHNIG 27.172
2	25 A. VERDOÍA 27.206
3	6 R. SCHOTMAN 27.234
4	55 G. HENDRA PRATAMA 27.250
5	20 D. LOUREIRO 27.291
6	21 B. SANCHEZ 27.307
7	72 V. STEEMAN 27.333
8	88 B. IERACI 27.334
9	14 E. DE LA VEGA 27.349
10	64 H. DE CANCELLIS 27.356
11	85 K. SABATUCCI 27.387
12	69 J. BUIS 27.401
13	44 T. BRAMICH 27.406
14	28 O. BONOLI 27.449
15	1 A. CARRASCO 27.469
16	97 M. KAPPLER 27.471
17	8 M. PEREZ 27.472
18	15 M. BASTIANELLI 27.493
19	52 O. KÖNIG 27.500
20	13 D. IOZZO 27.512
21	66 D. OTTEN 27.551
22	46 S. DI SORA 27.568
23	71 T. EDWARDS 27.602
24	17 K. MEUFFELS 27.651
25	39 J. PEREZ GONZALEZ 27.677
26	7 T. KAWAKAMI 27.737
27	61 Y. OKAYA 27.865
28	23 P. GIACOMINI 27.877
29	36 B. NEILA 27.926
30	47 F. HERNANDEZ MOYAN 27.935
31	22 N. KALININ 27.954
32	84 K. ALOISI 28.036
33	57 L. LOI 28.177
34	12 R. DORE 28.290
35	27 F. ROVELLI 28.299

SEG. 3	
1	41 J. JAHNIG 25.472
2	72 V. STEEMAN 25.567
3	25 A. VERDOÍA 25.574
4	69 J. BUIS 25.592
5	20 D. LOUREIRO 25.605
6	6 R. SCHOTMAN 25.772
7	21 B. SANCHEZ 25.778
8	64 H. DE CANCELLIS 25.826
9	55 G. HENDRA PRATAMA 25.832
10	66 D. OTTEN 25.841
11	44 T. BRAMICH 25.865
12	28 O. BONOLI 25.875
13	14 E. DE LA VEGA 25.887
14	85 K. SABATUCCI 25.907
15	52 O. KÖNIG 25.907
16	7 T. KAWAKAMI 25.926
17	71 T. EDWARDS 25.936
18	97 M. KAPPLER 25.946
19	8 M. PEREZ 25.957
20	15 M. BASTIANELLI 25.979
21	88 B. IERACI 26.002
22	39 J. PEREZ GONZALEZ 26.024
23	17 K. MEUFFELS 26.026
24	23 P. GIACOMINI 26.047
25	1 A. CARRASCO 26.059
26	13 D. IOZZO 26.073
27	47 F. HERNANDEZ MOYAN 26.104
28	36 B. NEILA 26.130
29	46 S. DI SORA 26.135
30	84 K. ALOISI 26.139
31	22 N. KALININ 26.208
32	61 Y. OKAYA 26.263
33	27 F. ROVELLI 26.480
34	57 L. LOI 26.559
35	12 R. DORE 26.750

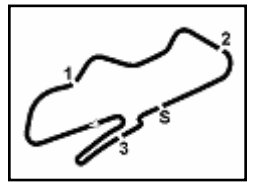
SEG. 4	
1	25 A. VERDOÍA 26.379
2	20 D. LOUREIRO 26.511
3	55 G. HENDRA PRATAMA 26.522
4	6 R. SCHOTMAN 26.628
5	13 D. IOZZO 26.664
6	72 V. STEEMAN 26.743
7	14 E. DE LA VEGA 26.757
8	44 T. BRAMICH 26.773
9	8 M. PEREZ 26.775
10	66 D. OTTEN 26.777
11	15 M. BASTIANELLI 26.792
12	41 J. JAHNIG 26.792
13	7 T. KAWAKAMI 26.801
14	47 F. HERNANDEZ MOYAN 26.805
15	52 O. KÖNIG 26.811
16	28 O. BONOLI 26.824
17	36 B. NEILA 26.827
18	1 A. CARRASCO 26.830
19	39 J. PEREZ GONZALEZ 26.862
20	64 H. DE CANCELLIS 26.875
21	69 J. BUIS 26.880
22	21 B. SANCHEZ 26.887
23	71 T. EDWARDS 26.903
24	46 S. DI SORA 26.906
25	88 B. IERACI 26.913
26	97 M. KAPPLER 26.944
27	85 K. SABATUCCI 26.948
28	61 Y. OKAYA 26.948
29	23 P. GIACOMINI 27.014
30	12 R. DORE 27.189
31	57 L. LOI 27.253
32	17 K. MEUFFELS 27.254
33	84 K. ALOISI 27.306
34	27 F. ROVELLI 27.481
35	22 N. KALININ 27.530

07/07/2019

These data/results cannot be reproduced, stored and/or transmitted in whole or in part by any manner of electronic, mechanical, photocopying, recording, broadcasting or otherwise now known or herein after developed without the previous express consent by the copyright owner, except for reproduction in daily press and regular printed publications on sale to the public within 60 days of the event related to those data/results and always provided that copyright symbol appears together as follows below.

© DORNA WSBK ORGANIZATION Srl 2019





Donington Park 4.023 m
1 / 2

Prosecco DOC UK Round, 5-7 July 2019

Ideal Times Warm Up

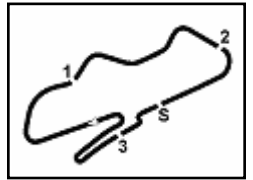
No.	Rider	Nat	Bike	Seg. 1 Diff. 1	Seg. 2 Diff. 2	Seg. 3 Diff. 3	Seg. 4 Diff. 4	Ideal Time Best Lap	Pos.	Diff.
1	25 A. VERDOIA	FRA	Yamaha YZF-R3	22.500 +0.051	27.206	25.574 +0.048	26.379	1'41.659 1'41.758	1	0.099
2	20 D. LOUREIRO	RSA	Kawasaki Ninja 400	22.375 +0.145	27.291	25.605 +0.251	26.511 +0.032	1'41.782 1'42.210	4	0.428
3	41 J. JAHNIG	GER	KTM RC 390 R	22.424 +0.248	27.172 +0.034	25.472 +0.062	26.792	1'41.860 1'42.204	3	0.344
4	6 R. SCHOTMAN	NED	Kawasaki Ninja 400	22.396 +0.051	27.234	25.772 +0.138	26.628	1'42.030 1'42.219	5	0.189
5	72 V. STEEMAN	NED	KTM RC 390 R	22.414 +0.018	27.333 +0.014	25.567	26.743	1'42.057 1'42.089	2	0.032
6	55 G. HENDRA PRATAMA	INA	Yamaha YZF-R3	22.656	27.250 +0.236	25.832 +0.016	26.522 +0.017	1'42.260 1'42.529	6	0.269
7	69 J. BUIS	NED	Kawasaki Ninja 400	22.511 +0.239	27.401	25.592	26.880	1'42.384 1'42.623	7	0.239
8	21 B. SANCHEZ	ESP	Kawasaki Ninja 400	22.456 +0.008	27.307 +0.025	25.778 +0.077	26.887 +0.199	1'42.428 1'42.737	8	0.309
9	44 T. BRAMICH	AUS	Kawasaki Ninja 400	22.502 +0.294	27.406	25.865	26.773 +0.061	1'42.546 1'42.901	10	0.355
10	88 B. IERACI	ITA	Kawasaki Ninja 400	22.427	27.334 +0.140	26.002 +0.021	26.913 +0.191	1'42.676 1'43.028	14	0.352
11	8 M. PEREZ	ESP	Kawasaki Ninja 400	22.491 +0.230	27.472	25.957 +0.082	26.775	1'42.695 1'43.007	11	0.312
12	28 O. BONOLI	ITA	Yamaha YZF-R3	22.597 +0.022	27.449 +0.017	25.875	26.824 +0.243	1'42.745 1'43.027	13	0.282
13	64 H. DE CANCELLIS	FRA	Yamaha YZF-R3	22.717 +0.200	27.356	25.826	26.875 +0.156	1'42.774 1'43.130	18	0.356
14	13 D. IOZZO	RSA	Kawasaki Ninja 400	22.561 +0.174	27.512	26.073 +0.069	26.664	1'42.810 1'43.053	15	0.243
15	66 D. OTTEN	NED	Kawasaki Ninja 400	22.667	27.551	25.841	26.777	1'42.836 1'42.836	9	
16	1 A. CARRASCO	ESP	Kawasaki Ninja 400	22.504 +0.202	27.469 +0.051	26.059	26.830	1'42.862 1'43.115	17	0.253
17	14 E. DE LA VEGA	FRA	Yamaha YZF-R3	22.883	27.349 +0.137	25.887 +0.012	26.757	1'42.876 1'43.025	12	0.149
18	85 K. SABATUCCI	ITA	Yamaha YZF-R3	22.686 +0.176	27.387	25.907 +0.070	26.948 +0.055	1'42.928 1'43.229	21	0.301
19	97 M. KAPPLER	GER	KTM RC 390 R	22.570 +0.176	27.471 +0.098	25.946	26.944 +0.149	1'42.931 1'43.354	22	0.423
20	52 O. KÖNIG	CZE	Kawasaki Ninja 400	22.720	27.500 +0.058	25.907 +0.068	26.811	1'42.938 1'43.064	16	0.126
21	15 M. BASTIANELLI	ITA	Kawasaki Ninja 400	22.767	27.493 +0.125	25.979	26.792	1'43.031 1'43.156	19	0.125
22	7 T. KAWAKAMI	BRA	Yamaha YZF-R3	22.649 +0.111	27.737	25.926	26.801	1'43.113 1'43.224	20	0.111
23	71 T. EDWARDS	AUS	Kawasaki Ninja 400	22.729 +0.040	27.602 +0.087	25.936 +0.232	26.903 +0.011	1'43.170 1'43.540	23	0.370
24	46 S. DI SORA	FRA	Kawasaki Ninja 400	22.761 +0.121	27.568	26.135	26.906 +0.128	1'43.370 1'43.619	25	0.249
25	17 K. MEUFFELS	NED	KTM RC 390 R	22.531	27.651	26.026 +0.195	27.254 +0.020	1'43.462 1'43.677	27	0.215
26	36 B. NEILA	ESP	Yamaha YZF-R3	22.611	27.926 +0.091	26.130 +0.289	26.827	1'43.494 1'43.874	29	0.380
27	39 J. PEREZ GONZALEZ	ESP	Kawasaki Ninja 400	22.936 +0.018	27.677	26.024	26.862 +0.114	1'43.499 1'43.631	26	0.132
28	47 F. HERNANDEZ MOYA	ESP	Yamaha YZF-R3	22.744	27.935	26.104	26.805	1'43.588 1'43.588	24	
29	23 P. GIACOMINI	ITA	Kawasaki Ninja 400	22.733 +0.321	27.877	26.047 +0.249	27.014	1'43.671 1'44.241	30	0.570
30	61 Y. OKAYA	JPN	Kawasaki Ninja 400	22.639	27.865 +0.012	26.263	26.948 +0.081	1'43.715 1'43.808	28	0.093
31	84 K. ALOISI	ITA	Kawasaki Ninja 400	22.684 +0.070	28.036 +0.014	26.139	27.306	1'44.165 1'44.249	31	0.084
32	22 N. KALININ	UKR	Kawasaki Ninja 400	22.494 +0.090	27.954 +0.134	26.208	27.530 +0.041	1'44.186 1'44.451	32	0.265
33	57 L. LOI	BEL	Kawasaki Ninja 400	22.926 +0.123	28.177 +0.009	26.559 +0.114	27.253 +0.130	1'44.915 1'45.291	33	0.376

07/07/2019

These data/results cannot be reproduced, stored and/or transmitted in whole or in part by any manner of electronic, mechanical, photocopying, recording, broadcasting or otherwise now known or herein after developed without the previous express consent by the copyright owner, except for reproduction in daily press and regular printed publications on sale to the public within 60 days of the event related to those data/results and always provided that copyright symbol appears together as follows below.

© DORNA WSBK ORGANIZATION Srl 2019





Donington Park 4.023 m
2 / 2

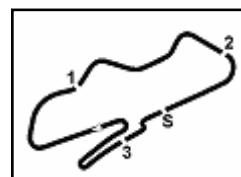
Prosecco DOC UK Round, 5-7 July 2019

Ideal Times Warm Up

No.	Rider	Nat	Bike	Seg. 1	Seg. 2	Seg. 3	Seg. 4	Ideal Time		
				Diff. 1	Diff. 2	Diff. 3	Diff. 4	Best Lap	Pos.	Diff.
34	12 R. DORE	FRA	Yamaha YZF-R3	23.028	28.290	26.750 +0.035	27.189	1'45.257		
35	27 F. ROVELLI	ITA	Kawasaki Ninja 400	23.008	28.299	26.480	27.481 +0.558	1'45.268	34	0.035
Overall Ideal Time				22.375	27.172	25.472	26.379	1'41.398		

07/07/2019
 These data/results cannot be reproduced, stored and/or transmitted in whole or in part by any manner of electronic, mechanical, photocopying, recording, broadcasting or otherwise now known or herein after developed without the previous express consent by the copyright owner, except for reproduction in daily press and regular printed publications on sale to the public within 60 days of the event related to those data/results and always provided that copyright symbol appears together as follows below.
 © DORNA WSBK ORGANIZATION Srl 2019

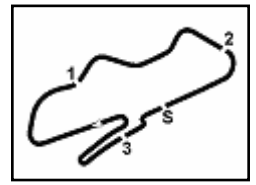




Donington Park 4.023m

1 / 4
Prosecco DOC UK Round, 5-7 July 2019
Chronological Analysis Warm Up

1° 25 A. VERDOÑA (1'41.758)								Lap	Seg.1	Seg.2	Seg.3	Seg.4	Lap Time	km/h	Local Time						
Lap	Seg.1	Seg.2	Seg.3	Seg.4	Lap Time	km/h	Local Time														
1		29.976	26.845	27.633		180,6	9:52'33.074	1							28.460	26.402	35.532	182,7	9:52'13.883		
2	22.805	27.966	25.839	26.947	1'43.557	186,2	9:54'16.631	2	22.815	28.007	26.039	25.832	26.744	1'43.605	182,4	9:53'57.488					
3	22.557	27.866	25.992	26.894	1'43.309	183,4	9:55'59.940	3	22.679	27.542	26.039	25.832	26.663	1'42.716	185,9	9:55'40.204					
4	22.658	27.811	26.024	26.740	1'43.233	182,1	9:57'43.173	4	22.931	27.821	26.589	26.683	1'54.024C	181,2	9:57'34.228						
5	22.607	27.505	25.772	26.597	1'42.481	184,3	9:59'25.654	5	23.048	27.542	26.246	26.716	1'43.552	181,8	9:59'17.780						
6	22.592	27.480	25.782	26.508	1'42.362	184,3	10:01'08.016	6	22.813	27.491	26.074	26.562	1'42.940	182,4	10:01'00.720						
7	22.551	27.206	25.622	26.379	1'41.758	185,6	10:02'49.774	7	22.867	27.250	25.882	26.559	1'42.558	184,6	10:02'43.278						
8	22.500	27.454	25.574	26.448	1'41.976	186,5	10:04'31.750	8	22.656	27.486	25.848	26.539	1'42.529	187,8	10:04'25.807						
9	22.717	27.463	25.590	26.472	1'42.242	188,2	10:06'13.992	9	22.885	27.765	25.963	26.522	1'43.135	182,1	10:06'08.942						
2° 72 V. STEEMAN (1'42.089)								Lap	Seg.1	Seg.2	Seg.3	Seg.4	Lap Time	km/h	Local Time						
Lap	Seg.1	Seg.2	Seg.3	Seg.4	Lap Time	km/h	Local Time														
1		29.827	26.745	27.919		186,5	9:51'54.414	1							28.883	26.750	27.532	185,6	9:51'57.769		
2	23.045	28.589	26.667	27.324	1'45.625	187,8	9:53'40.039	2	22.705	28.063	26.574	27.857	1'45.199	187,8	9:53'42.968						
3	22.703	28.226	26.288	27.066	1'44.283	186,5	9:55'24.322	3	22.742	27.944	27.348	27.681	1'45.715C	189,5	9:55'28.683						
4	22.777	27.883	25.903	27.267	1'43.830	188,8	9:57'08.152	4	22.915	27.877	25.918	27.069	1'43.779	188,5	9:57'12.462						
5	22.519	27.864	25.958	30.350	1'46.691	189,8	9:58'54.843	5	22.511	28.029	26.079	27.026	1'43.645	191,5	9:58'56.107						
6	22.728	27.976	25.884	26.857	1'43.445	189,2	10:00'38.288	6	22.806	27.598	25.861	27.128	1'43.393	187,8	10:00'39.500						
7	22.432	27.347	25.567	26.743	1'42.089	191,5	10:02'30.377	7	22.750	27.401	25.592	26.880	1'42.623	187,5	10:02'22.123						
8	22.667	27.824	26.139	27.072	1'43.702	188,8	10:04'04.079	8	22.688	28.045	25.899	27.515	1'44.147	191,2	10:04'06.270						
9	22.414	27.333	25.852	27.259	1'42.858	189,2	10:05'46.937	9	23.153	27.738	26.161	27.376	1'44.428	192,9	10:05'50.698						
3° 41 J. JAHNIG (1'42.204)								Lap	Seg.1	Seg.2	Seg.3	Seg.4	Lap Time	km/h	Local Time						
Lap	Seg.1	Seg.2	Seg.3	Seg.4	Lap Time	km/h	Local Time														
1		29.244	26.506	27.366		184,6	9:52'02.628	1							29.087	26.485	28.584	182,7	9:51'56.385		
2	22.707	27.879	26.050	27.544	1'44.180	185,9	9:53'46.808	2	22.614	27.939	26.303	27.768	1'44.624	194,6	9:53'41.009						
3	22.611	27.326	25.701	26.993	1'42.631	188,8	9:55'29.439	3	22.688	27.813	26.029	27.144	1'43.674	191,9	9:55'24.683						
4	22.424	27.300	25.521	27.026	1'42.271	189,5	9:57'11.710	4	22.536	27.461	25.915	27.162	1'43.074	186,5	9:57'07.757						
5	22.575	27.638	25.472	27.018	1'42.703	190,8	9:58'54.413	5	22.642	27.606	25.778	26.887	1'42.913	184,0	9:58'50.670						
6	22.967	27.943	25.630	26.950	1'43.490	186,2	10:00'37.903	6	22.647	27.307	25.935	26.991	1'42.880	186,2	10:00'33.550						
7	22.672	27.206	25.534	26.792	1'42.204	189,2	10:02'20.107	7	22.456	27.427	26.333	27.028	1'43.244	187,8	10:02'16.794						
8	22.720	27.737	25.917	28.092	1'44.466	187,2	10:04'04.573	8	23.141	27.722	26.214	31.514	1'48.591	180,3	10:04'05.385						
9	22.475	27.172	25.747	27.152	1'42.546	188,5	10:05'47.119	9	22.464	27.332	25.855	27.086	1'42.737	186,2	10:05'48.122						
4° 20 D. LOUREIRO (1'42.210)								Lap	Seg.1	Seg.2	Seg.3	Seg.4	Lap Time	km/h	Local Time						
Lap	Seg.1	Seg.2	Seg.3	Seg.4	Lap Time	km/h	Local Time														
1		28.651	26.132	33.368		184,0	9:52'12.819	1							28.672	28.337	26.575	27.619	1'45.203	187,8	9:53'42.286
2	22.862	27.717	26.159	27.041	1'43.779	188,5	9:53'56.598	2	22.672	28.337	26.575	27.619	1'45.203	187,8	9:53'42.286						
3	22.573	27.953	26.064	28.049	1'44.639	183,1	9:55'41.237	3					1'44.443		9:55'26.729						
4	22.375	27.689	25.645	26.708	1'42.417	186,2	9:57'23.654	4					27.308	1'43.975	187,5	9:57'10.704					
5	22.767	27.554	25.717	26.798	1'42.836	184,0	9:59'06.490	5					27.527	1'44.220	184,9	9:58'54.924					
6	22.487	27.535	25.787	27.029	1'42.838	185,6	10:00'49.328	6					1'43.977		10:00'38.901						
7	22.509	27.641	25.605	26.706	1'42.461	184,3	10:02'31.789	7	22.667	27.551	25.841	26.777	1'42.836	184,6	10:02'21.737						
8	22.520	27.291	25.856	26.543	1'42.210	190,2	10:04'13.999	8					1'44.362		10:04'06.099						
9	22.675	27.474	25.813	26.511	1'42.473	183,4	10:05'56.472	9					25.976	26.857	1'43.014	189,2	10:05'49.113				
5° 6 R. SCHOTMAN (1'42.219)								Lap	Seg.1	Seg.2	Seg.3	Seg.4	Lap Time	km/h	Local Time						
Lap	Seg.1	Seg.2	Seg.3	Seg.4	Lap Time	km/h	Local Time														
1		28.603	26.316	27.381		185,3	9:51'56.276	1							30.207	26.943	28.397	187,5	9:51'54.314		
2	22.513	27.712	27.147	27.455	1'44.827	192,5	9:53'41.103	2	23.340	28.602	27.726	28.151	1'47.819	189,2	9:53'42.133						
3	22.528	27.737	25.784	27.233	1'43.282	191,5	9:55'24.385	3	22.846	28.142	26.300	27.132	1'44.420	190,2	9:55'26.553						
4	22.577	27.351	25.772	26.666	1'42.366	187,8	9:57'06.751	4	22.883	28.060	26.174	26.773	1'43.890	190,5	9:57'10.443						
5	22.462	27.499	26.092	30.867	1'46.920	185,3	9:58'53.671	5	22.884	27.918	26.001	27.264	1'44.067	185,6	9:58'54.510						
6	22.447	27.234	25.910	26.628	1'42.219	194,3	10:00'35.890	6	22.779	27.809	27.015	27.502	1'45.105	190,5	10:00'39.615						
7	22.770	27.461	26.180	26.813	1'43.224	183,7	10:02'19.114	7	22.796	27.406	25.865	26.834	1'42.901	189,5	10:02'22.516						
8	22.396	27.580	25.969	26.937	1'42.882	185,3	10:04'01.996	8	22.502	27.612	25.950	27.860	1'43.924	187,8	10:04'06.440						
9	22.887	27.993	31.492	28.900	1'51.272	183,1	10:05'53.268	9	22.742	27.731	26.215	27.182	1'43.870	192,2	10:05'50.310						
6° 55 G. HENDRA PRATAMA (1'42.529)								Lap	Seg.1	Seg.2	Seg.3	Seg.4	Lap Time	km/h	Local Time						
Lap	Seg.1	Seg.2	Seg.3	Seg.4	Lap Time	km/h	Local Time														
1								1							29.397	26.404	27.573	186,9	9:51'56.613		
2								2	22.702	28.362	26.267	27.578	1'44.909	189,8	9:53'41.522						
7° 69 J. BUIS (1'42.623)								Lap	Seg.1	Seg.2	Seg.3	Seg.4	Lap Time	km/h	Local Time						
Lap	Seg.1	Seg.2	Seg.3	Seg.4	Lap Time	km/h	Local Time														
1								1							28.883	26.750	27.532	185,6	9:51'57.769		
2	22.705	28.063	26.574	27.857	1'45.199	187,8	9:53'42.968	2	22.742	27.944	27.348	27.681	1'45.715C	189,5	9:55'28.683						
3	22.742	27.944	27.348	27.681	1'45.715C	189,5	9:55'28.683	3	22.915	27.877	25.918	27.069	1'43.779	188,5	9:57'12.462						
4	22.915	27.877	25.918	27.069	1'43.779	188,5	9:57'12.462	4	22.511	28.029	26.079	27.026	1'43.645	191,5	9:58'56.107						
5	22.511	28.029	26.079	27.026	1'43.645	191,5	9:58'56.107	5	22.806	27.598	25.861	27.128	1'43.393	187,8	10:00'39.500						
6	22.806	27.598	25.861	27.128	1'43.393	187,8	10:00'39.500	6	22.750	27.401	25.592	26.880	1'42.623	187,5	10:02'22.123						
7	22.750	27.401	25.592	26.880	1'42.623	187,5	10:02'22.123	7	22.688	28.045	25.899	27.515	1'44.147	191,2	10:04'06.270						
8	22.688	28.045	25.899	27.515	1'44.147	191,2	10:04'06.270	8	23.153	27.738	26.161	27.376	1'44.428	192,9							



Prosecco DOC UK Round, 5-7 July 2019 Chronological Analysis Warm Up

Donington Park 4.023 m

2 / 4

3	22.491	28.242	26.090	27.133	1'43.956	192,2	9:55'25.478	5	22.803	28.113	26.079	27.414	1'44.409	184,3	9:59'04.283
4	22.652	27.931	26.053	27.295	1'43.931	188,2	9:57'09.409	6	22.896	27.958	26.295	27.243	1'44.392	182,7	10:00'48.675
5	22.572	27.522	25.957	27.074	1'43.125	186,5	9:58'52.534	7	22.815	27.765	26.138	26.905	1'43.623	181,8	10:02'32.298
6	22.647	27.616	26.118	26.838	1'43.219	184,0	10:00'35.753	8	22.768	27.500	25.907	26.985	1'43.160	185,3	10:04'15.458
7	22.721	27.472	26.039	26.775	1'43.007	184,3	10:02'18.760	9	22.720	27.558	25.975	26.811	1'43.064	183,1	10:05'58.522
8	22.633	27.546	26.181	27.114	1'43.474	181,8	10:04'02.234								
9	22.771	27.955	26.403	27.338	1'44.467	188,8	10:05'46.701								

17° 1 A. CARRASCO (1'43.115)							
Lap	Seg.1	Seg.2	Seg.3	Seg.4	Lap Time	km/h	Local Time
1		29.469	26.892	28.503		186,5	9:51'51.658
2	23.044	27.885	26.160	27.239	1'44.328	183,7	9:53'35.986
3	22.754	27.917	26.299	27.711	1'44.681	186,5	9:55'20.667
4	22.504	27.869	26.508	26.891	1'43.772	188,5	9:57'04.439
5	22.724	27.469	26.215	26.864	1'43.272	183,4	9:58'47.711
6	22.621	27.538	26.493	27.021	1'43.673	183,4	10:00'31.384
7	22.706	27.520	26.059	26.830	1'43.115	183,1	10:02'14.499
8	22.781	27.632	27.302	30.391	1'48.106	180,9	10:04'02.605
9	22.554	27.819	26.299	26.970	1'43.642	187,8	10:05'46.247

12° 14 E. DE LA VEGA (1'43.025)							
Lap	Seg.1	Seg.2	Seg.3	Seg.4	Lap Time	km/h	Local Time
1		29.979	27.578	36.274		182,1	9:52'13.198
2	23.386	28.258	26.126	27.298	1'45.068	185,9	9:53'58.266
3	23.055	27.706	26.296	27.127	1'44.184	183,4	9:55'42.450
4	22.961	27.806	26.071	27.096	1'43.934	182,1	9:57'26.384
5	23.047	27.655	25.887	27.018	1'43.607	182,4	9:59'09.991
6	22.906	27.727	26.882	34.402	1'51.917	181,5	10:01'01.908
7	22.939	27.349	26.015	27.057	1'43.360	183,4	10:02'45.268
8	23.010	27.410	26.010	26.884	1'43.314	183,7	10:04'28.582
9	22.883	27.486	25.899	26.757	1'43.025	184,9	10:06'11.607

18° 64 H. DE CANCELLIS (1'43.130)							
Lap	Seg.1	Seg.2	Seg.3	Seg.4	Lap Time	km/h	Local Time
1		30.184	27.889	34.718		180,0	9:52'11.501
2	23.440	28.034	26.064	27.707	1'45.245	181,8	9:53'56.746
3	22.717	27.744	26.078	27.240	1'43.779	180,0	9:55'40.525
4	22.805	27.734	26.189	27.880	1'44.608	177,6	9:57'25.133
5	22.917	27.356	25.826	27.031	1'43.130	184,0	9:59'08.263
6	23.165	30.614	29.062	32.249	1'55.090	167,7	10:01'03.353
7	22.962	27.471	26.289	27.049	1'43.771	180,6	10:02'47.124
8	22.897	27.544	25.873	26.875	1'43.189	184,6	10:04'30.313
9	22.786	27.638	25.844	26.924	1'43.192	184,6	10:06'13.505

13° 28 O. BONOLI (1'43.027)							
Lap	Seg.1	Seg.2	Seg.3	Seg.4	Lap Time	km/h	Local Time
1		29.467	27.411	28.783		185,9	9:51'52.974
2	22.948	27.883	26.140	27.516	1'44.487	185,6	9:53'37.461
3	22.877	27.871	26.002	27.058	1'43.808	182,4	9:55'21.269
4	22.747	27.677	26.174	27.019	1'43.617	182,4	9:57'04.886
5	22.822	27.938	27.360	27.114	1'45.234	165,6	9:58'50.120
6	22.878	27.449	26.067	26.824	1'43.218	183,1	10:00'33.338
7	22.619	27.466	25.875	27.067	1'43.027	184,9	10:02'16.363
8	24.080	28.003	26.910	27.435	1'46.428	172,0	10:04'02.795
9	22.597	27.684	26.894	27.267	1'44.442	182,7	10:05'47.235

19° 15 M. BASTIANELLI (1'43.156)							
Lap	Seg.1	Seg.2	Seg.3	Seg.4	Lap Time	km/h	Local Time
1		29.984	27.222	30.830		181,5	9:52'14.116
2	22.981	28.457	26.921	27.506	1'45.865	183,4	9:53'59.981
3	23.104	28.193	26.513	27.172	1'44.982	183,7	9:55'44.963
4	23.097	27.875	26.364	27.217	1'44.553	183,4	9:57'29.516
5	23.142	27.837	26.397	31.226	1'48.602	182,7	9:59'18.118
6	22.767	27.618	25.979	26.792	1'43.156	186,2	10:01'01.274
7	22.911	27.493	26.288	27.826	1'44.518	184,9	10:02'45.792
8	22.854	27.636	26.117	26.858	1'43.465	186,5	10:04'29.257
9	22.793	27.611	26.013	27.064	1'43.481	185,3	10:06'12.738

14° 88 B. IERACI (1'43.028)							
Lap	Seg.1	Seg.2	Seg.3	Seg.4	Lap Time	km/h	Local Time
1		29.502	26.777	29.052		190,2	9:51'52.384
2	22.860	27.802	26.156	27.134	1'43.952	189,2	9:53'36.336
3	22.608	27.580	26.301	27.233	1'43.722	184,0	9:55'20.058
4	22.836	28.027	27.369	28.098	1'46.330	184,6	9:57'06.388
5	22.600	27.583	26.002	27.155	1'43.340	186,5	9:58'49.728
6	22.545	27.334	26.250	26.913	1'43.042	185,3	10:00'32.770
7	22.656	27.545	26.126	27.873	1'44.200	184,6	10:02'16.970
8	23.113	27.986	28.071	28.688	1'47.858	146,3	10:04'04.828
9	22.427	27.474	26.023	27.104	1'43.028	189,2	10:05'47.856

20° 7 T. KAWAKAMI (1'43.224)							
Lap	Seg.1	Seg.2	Seg.3	Seg.4	Lap Time	km/h	Local Time
1		30.007	27.271	29.437		183,1	9:52'06.628
2	23.169	28.400	26.238	31.326	1'49.133	180,3	9:53'55.761
3	23.088	28.692	26.117	27.143	1'45.040	185,9	9:55'40.801
4	22.649	28.005	25.945	27.160	1'43.759	186,2	9:57'24.560
5	22.982	27.961	25.975	27.152	1'44.070	189,2	9:59'08.630
6	22.910	30.172	26.339	27.462	1'46.883	181,8	10:00'55.513
7	23.129	28.033	26.130	27.111	1'44.403	181,5	10:02'39.916
8	23.951	29.030	26.480	26.885	1'46.346	171,4	10:04'26.262
9	22.760	27.737	25.926	26.801	1'43.224	185,3	10:06'09.486

15° 13 D. IOZZO (1'43.053)							
Lap	Seg.1	Seg.2	Seg.3	Seg.4	Lap Time	km/h	Local Time
1		28.843	26.566	27.619		185,9	9:51'58.070
2	22.794	28.190	26.420	27.794	1'45.198	186,9	9:53'43.268
3	22.951	27.819	26.391	27.241	1'44.402	190,2	9:55'27.670
4	22.639	28.161	26.167	27.671	1'44.638	191,2	9:57'12.308
5	22.561	28.087	26.249	27.267	1'44.164	189,8	9:58'56.472
6	22.639	27.758	26.073	26.858	1'43.328	187,8	10:00'39.800
7	22.735	27.512	26.142	26.664	1'43.053	190,2	10:02'22.853
8	22.680	27.618	26.209	26.917	1'43.424	187,5	10:04'06.277
9	22.717	27.544	26.114	27.203	1'43.578	186,5	10:05'49.855

21° 85 K. SABATUCCI (1'43.229)							
Lap	Seg.1	Seg.2	Seg.3	Seg.4	Lap Time	km/h	Local Time
1		29.468	27.021	30.093		176,2	9:51'52.850
2	23.149	27.912	26.076	27.225	1'44.362	188,5	9:53'37.212
3	23.011	27.797	26.185	26.963	1'43.956	181,8	9:55'21.168
4	22.928	27.690	25.907	27.081	1'43.606	185,3	9:57'04.774
5	22.816	27.792	26.249	26.948	1'43.805	179,7	9:58'48.579
6	23.137	27.909	26.291	27.083	1'44.420	184,3	10:00'32.999

16° 52 O. KÖNIG (1'43.064)							
Lap	Seg.1	Seg.2	Seg.3	Seg.4	Lap Time	km/h	Local Time
1		29.884	27.300	27.874		185,3	9:52'04.832
2	23.197	28.593	26.625	27.453	1'45.868	182,1	9:53'50.700
3	23.031	28.332	26.359	27.275	1'44.997	182,7	9:55'35.697
4	22.893	28.019	26.177	27.088	1'44.177	183,1	9:57'19.874

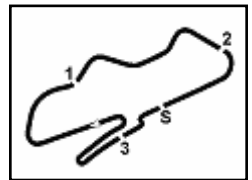
07/07/2019

P = Pits In/Out - C = Lap Time Cancelled

These data/results cannot be reproduced, stored and/or transmitted in whole or in part by any manner of electronic, mechanical, photocopying, recording, broadcasting or otherwise now known or herein after developed without the previous express consent by the copyright owner, except for reproduction in daily press and regular printed publications on sale to the public within 60 days of the event related to those data/results and always provided that copyright symbol appears together as follows below.

© DORNA WSBK ORGANIZATION Srl 2019





Donington Park 4.023 m

Prosecco DOC UK Round, 5-7 July 2019 Chronological Analysis Warm Up

7	22.862	27.387	25.977	27.003	1'43.229	186,2	10:02'16.228
8	23.961	27.977	27.398	27.675	1'47.011	161,2	10:04'03.239
9	22.686	27.561	25.969	27.121	1'43.337	190,2	10:05'46.576

22° 97 M. KAPPLER (1'43.354)							
Lap	Seg.1	Seg.2	Seg.3	Seg.4	Lap Time	km/h	Local Time
1		29.969	27.385	28.396		188,8	9:51'53.800
2	23.004	28.708	28.070	29.200	1'48.982C	181,5	9:53'42.782
3	22.790	28.168	26.334	27.360	1'44.652	191,5	9:55'27.434
4	22.666	28.106	26.208	27.606	1'44.586	190,8	9:57'12.020
5	22.570	28.258	26.769	27.370	1'44.967	189,8	9:58'56.987
6	22.714	27.751	26.084	26.944	1'43.493	186,9	10:00'40.480
7	22.746	27.569	25.946	27.093	1'43.354	186,9	10:02'23.834
8	22.781	27.471	26.162	27.116	1'43.530	186,5	10:04'07.364
9	22.772	27.656	25.967	27.270	1'43.665	186,9	10:05'51.029

23° 71 T. EDWARDS (1'43.540)							
Lap	Seg.1	Seg.2	Seg.3	Seg.4	Lap Time	km/h	Local Time
1		29.389	27.258	28.964		178,2	9:51'51.394
2	23.130	28.522	26.749	27.578	1'45.979	185,6	9:53'37.373
3	23.085	28.304	26.532	27.346	1'45.267	183,1	9:55'22.640
4	22.999	28.286	26.491	27.108	1'44.884	182,1	9:57'07.524
5	22.803	27.781	25.936	27.114	1'43.634	187,5	9:58'51.158
6	22.729	27.602	26.312	26.903	1'43.546	183,7	10:00'34.704
7	22.769	27.689	26.168	26.914	1'43.540	182,7	10:02'18.244
8	22.975	30.229	26.191	28.333	1'47.728	187,2	10:04'05.972
9	22.853	27.886	26.119	27.084	1'43.942	189,2	10:05'49.914

24° 47 F. HERNANDEZ MOYANO (1'43.588)							
Lap	Seg.1	Seg.2	Seg.3	Seg.4	Lap Time	km/h	Local Time
1		29.817	28.519	37.153		166,6	9:52'30.948
2	23.303	28.747	26.596	27.256	1'45.902	183,4	9:54'16.850
3	22.744	27.935	26.104	26.805	1'43.588	185,6	9:56'00.438
4	22.883	28.649	33.487	39.512	2'04.531P	145,5	9:58'04.969
5	2'05.595	29.543	26.819	27.435	3'29.392P	180,0	10:01'34.361
6	23.051	28.356	26.589	27.139	1'45.135	180,6	10:03'19.496
7	23.018	28.275	26.437	27.040	1'44.770	181,2	10:05'04.266

25° 46 S. DI SORA (1'43.619)							
Lap	Seg.1	Seg.2	Seg.3	Seg.4	Lap Time	km/h	Local Time
1		29.708	26.828	33.299		185,3	9:52'13.753
2	23.095	28.948	26.688	29.013	1'47.744	188,2	9:54'01.497
3	22.968	28.559	26.292	27.297	1'45.116	186,5	9:55'46.613
4	22.928	27.932	26.257	27.148	1'44.265	186,5	9:57'30.878
5	22.926	27.711	26.243	27.031	1'43.911	186,9	9:59'14.789
6	22.932	27.961	26.351	27.245	1'44.489	185,3	10:00'59.278
7	22.994	27.845	26.198	27.453	1'44.490	185,9	10:02'43.768
8	22.882	27.568	26.135	27.034	1'43.619	188,2	10:04'27.387
9	22.761	27.770	26.195	26.906	1'43.632	189,8	10:06'11.019

26° 39 J. PEREZ GONZALEZ (1'43.631)							
Lap	Seg.1	Seg.2	Seg.3	Seg.4	Lap Time	km/h	Local Time
1		29.447	26.970	29.048		180,0	9:51'52.010
2	23.297	28.073	26.583	27.705	1'45.658	185,6	9:53'37.668
3	23.110	28.302	26.359	27.854	1'45.625	187,8	9:55'23.293
4	23.101	28.347	26.343	27.238	1'45.029	183,4	9:57'08.322
5	22.985	27.765	26.102	26.939	1'43.791	184,6	9:58'52.113
6	22.936	27.896	26.338	26.862	1'44.032	186,9	10:00'36.145
7	22.954	27.677	26.024	26.976	1'43.631	184,3	10:02'19.776
8	22.976	27.768	26.280	27.523	1'44.547	184,3	10:04'04.323
9	23.076	28.074	26.126	27.253	1'44.529	185,6	10:05'48.852

27° 17 K. MEUFFELS (1'43.677)							
Lap	Seg.1	Seg.2	Seg.3	Seg.4	Lap Time	km/h	Local Time
1		29.996	27.039	29.481		186,5	9:51'54.989
2	22.917	28.457	27.216	27.762	1'46.352	193,6	9:53'41.341
3	22.575	27.973	26.106	27.303	1'43.957	189,5	9:55'25.298
4	22.760	27.843	26.072	27.254	1'43.929	189,2	9:57'09.227
5	22.653	27.766	26.157	27.280	1'43.856	186,9	9:58'53.083
6	22.531	27.651	26.221	27.274	1'43.677	189,8	10:00'36.760
7	22.732	27.735	26.026	27.449	1'43.942	187,8	10:02'20.702
8	22.608	27.851	26.086	27.919	1'44.464	191,5	10:04'05.166
9	22.620	27.974	26.314	27.598	1'44.506	188,5	10:05'49.672

28° 61 Y. OKAYA (1'43.808)							
Lap	Seg.1	Seg.2	Seg.3	Seg.4	Lap Time	km/h	Local Time
1		30.661	27.276	27.926		185,3	9:51'55.145
2	22.972	28.509	27.277	28.861	1'47.619	192,5	9:53'42.764
3	25.155	30.758	26.951	27.507	1'50.371	183,7	9:55'33.135
4	22.984	28.527	26.723	27.256	1'45.490	183,7	9:57'18.625
5	23.165	28.205	26.745	27.409	1'45.524	182,7	9:59'04.149
6	23.171	28.016	26.417	27.248	1'44.852	186,9	10:00'49.001
7	22.762	27.865	26.301	27.166	1'44.094	187,8	10:02'33.095
8	22.818	27.874	26.532	26.948	1'44.172	185,6	10:04'17.267
9	22.639	27.877	26.263	27.029	1'43.808	186,5	10:06'01.075

29° 36 B. NEILA (1'43.874)							
Lap	Seg.1	Seg.2	Seg.3	Seg.4	Lap Time	km/h	Local Time
1							9:52'26.849
2					1'49.636		9:54'16.485
3					1'44.655		9:56'01.140
4					1'44.836		9:57'45.976
5					1'51.295P		9:59'37.271
6	1'43.158	28.723	26.562	27.085	3'05.528P	182,7	10:02'42.799
7	23.054	27.926	26.130	26.970	1'44.080	187,5	10:04'26.879
8	22.611	28.017	26.419	26.827	1'43.874	183,4	10:06'10.753

30° 23 P. GIACOMINI (1'44.241)							
Lap	Seg.1	Seg.2	Seg.3	Seg.4	Lap Time	km/h	Local Time
1		29.912	27.394	28.967		186,5	9:51'54.173
2	23.121	28.461	27.089	27.863	1'46.534	183,7	9:53'40.707
3	22.837	28.653	28.526	28.577	1'48.593C	190,2	9:55'29.300
4	22.998	27.992	27.370	27.821	1'46.181C	187,5	9:57'15.481
5	23.139	28.165	26.703	27.646	1'45.653	184,9	9:59'01.134
6	23.062	28.096	26.315	27.318	1'44.791	184,9	10:00'45.925
7	23.054	27.877	26.296	27.014	1'44.241	183,7	10:02'30.166
8	23.021	27.926	26.577	27.045	1'44.569	184,9	10:04'14.735
9	22.733	28.421	26.047	27.155	1'44.356	189,2	10:05'59.091

31° 84 K. ALOISI (1'44.249)							
Lap	Seg.1	Seg.2	Seg.3	Seg.4	Lap Time	km/h	Local Time
1		30.971	27.773	28.328		186,2	9:51'56.175
2	23.040	28.393	26.532	27.725	1'45.690	187,2	9:53'41.865
3	22.982	28.476	26.347	27.555	1'45.360	190,2	9:55'27.225
4	22.754	28.050	26.139	27.306	1'44.249	188,5	9:57'11.474
5	22.917	28.184	26.351	27.730	1'45.182	186,9	9:58'56.656
6	22.684	28.239	26.419	27.362	1'44.704	191,9	10:00'41.360
7	22.966	28.036	26.511	27.390	1'44.903	185,6	10:02'26.263
8	23.076	28.438	29.164	29.267	1'49.945	164,6	10:04'16.208
9	22.691	28.036	27.088	27.473	1'45.288	185,9	10:06'01.496

32° 22 N. KALININ (1'44.451)							
Lap	Seg.1	Seg.2	Seg.3	Seg.4	Lap Time	km/h	Local Time
1		28.828	26.391	27.530		188,2	9:51'57.518

07/07/2019 P = Pits In/Out - C = Lap Time Cancelled

These data/results cannot be reproduced, stored and/or transmitted in whole or in part by any manner of electronic, mechanical, photocopying, recording, broadcasting or otherwise now known or herein after developed without the previous express consent by the copyright owner, except for reproduction in daily press and regular printed publications on sale to the public within 60 days of the event related to those data/results and always provided that copyright symbol appears together as follows below.

© DORNA WSBK ORGANIZATION Srl 2019



Official Fuel Supplier

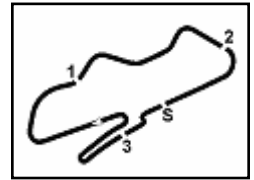


FKR PERUGIA TIMING

Official Tyre Supplier



Official Timekeeper



Donington Park 4.023 m

4 / 4

Prosecco DOC UK Round, 5-7 July 2019 Chronological Analysis Warm Up

2 22.584 28.088 **26.208** 27.571 **1'44.451** **189,2** 9:53'41.969

33° 57 L. LOI (1'45.291)							
Lap	Seg.1	Seg.2	Seg.3	Seg.4	Lap Time	km/h	Local Time
1		29.789	26.945	27.935		187,5	9:51'53.567
2	23.107	28.740	27.359	27.447	1'46.653	179,4	9:53'40.220
3	22.993	28.453	26.618	27.332	1'45.396	185,6	9:55'25.616
4	22.926	28.417	26.855	27.253	1'45.451	183,1	9:57'11.067
5	23.029	28.610	26.631	27.587	1'45.857	187,5	9:58'56.924
6	23.049	28.186	26.673	27.383	1'45.291	184,3	10:00'42.215
7	23.159	28.237	27.969	31.764	1'51.129	177,0	10:02'33.344
8	23.051	28.177	27.015	28.774	1'47.017	181,8	10:04'20.361
9	22.945	28.358	26.559	27.579	1'45.441	185,3	10:06'05.802

34° 12 R. DORE (1'45.292)							
Lap	Seg.1	Seg.2	Seg.3	Seg.4	Lap Time	km/h	Local Time
1		30.069	28.168	29.320		180,3	9:51'55.001
2	23.880	28.982	27.263	28.502	1'48.627	185,3	9:53'43.628
3	23.346	28.443	27.084	27.531	1'46.404	182,4	9:55'30.032
4	23.210	28.598	29.045	28.303	1'49.156C	180,6	9:57'19.188
5	23.330	28.399	26.765	27.505	1'45.999	183,4	9:59'05.187
6	23.332	28.493	26.750	27.771	1'46.346	182,4	10:00'51.533
7	23.437	28.662	27.433	27.801	1'47.333	178,2	10:02'38.866
8	23.710	28.663	27.644	27.871	1'47.888	173,1	10:04'26.754
9	23.028	28.290	26.785	27.189	1'45.292	185,6	10:06'12.046

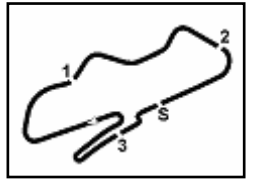
35° 27 F. ROVELLI (1'45.826)							
Lap	Seg.1	Seg.2	Seg.3	Seg.4	Lap Time	km/h	Local Time
1		29.402	27.150	28.305		178,5	9:51'50.844
2	23.293	28.307	30.320	28.731	1'50.651C	177,9	9:53'41.495
3	36.507	50.299			2'25.788P	96,9	9:56'07.283
4	6'44.322	32.966	28.124	27.481	8'12.893P	180,9	10:04'20.176
5	23.008	28.299	26.480	28.039	1'45.826	180,3	10:06'06.002

07/07/2019 P = Pits In/Out - C = Lap Time Cancelled

These data/results cannot be reproduced, stored and/or transmitted in whole or in part by any manner of electronic, mechanical, photocopying, recording, broadcasting or otherwise now known or herein after developed without the previous express consent by the copyright owner, except for reproduction in daily press and regular printed publications on sale to the public within 60 days of the event related to those data/results and always provided that copyright symbol appears together as follows below.

© DORNA WSBK ORGANIZATION Srl 2019





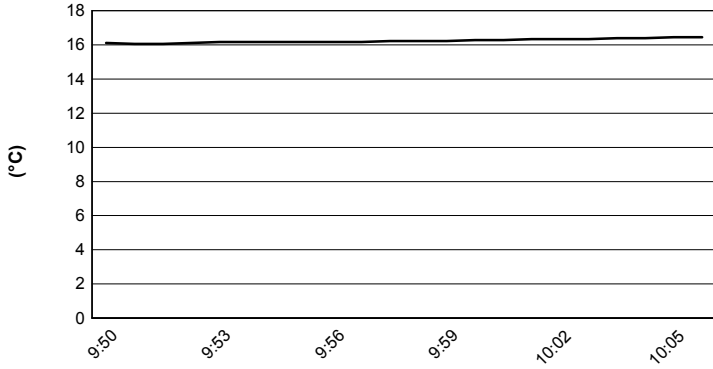
Donington Park 4.023 m

Prosecco DOC UK Round, 5-7 July 2019

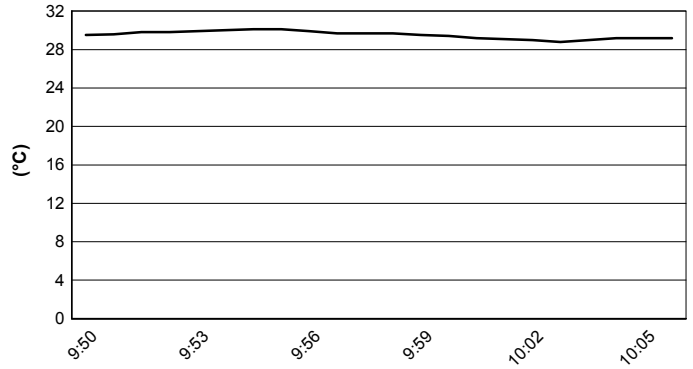
Weather Report Warm Up

Session started 09:50 - Session ended 10:06

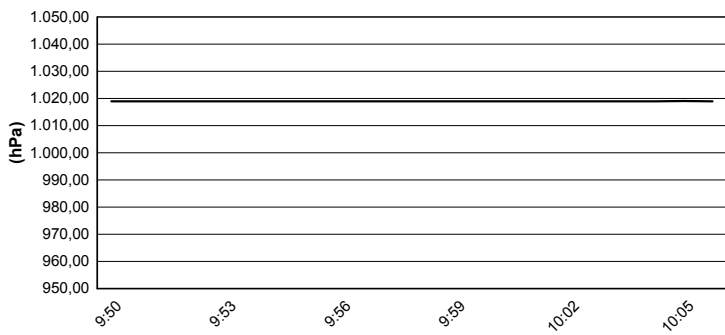
Air Temperature



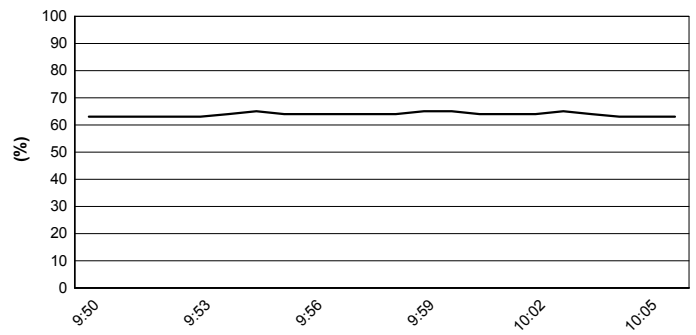
Track Temperature



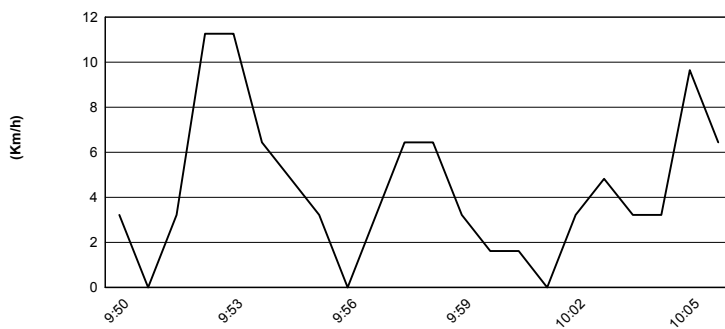
Air Pressure



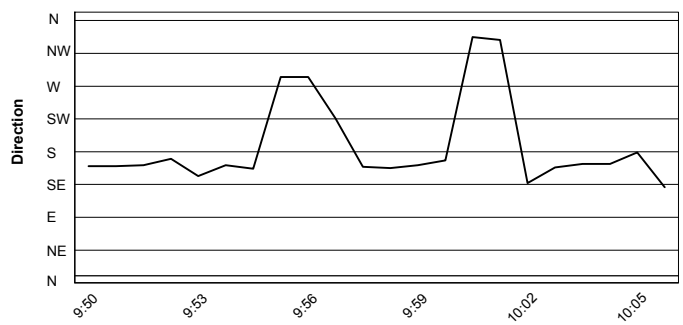
Humidity



Wind Speed



Wind Direction

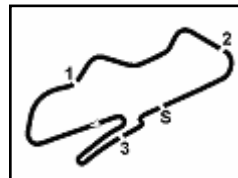


07/07/2019

These data/results cannot be reproduced, stored and/or transmitted in whole or in part by any manner of electronic, mechanical, photocopying, recording, broadcasting or otherwise now known or herein after developed without the previous express consent by the copyright owner, except for reproduction in daily press and regular printed publications on sale to the public within 60 days of the event related to those data/results and always provided that copyright symbol appears together as follows below.

© DORNA WSBK ORGANIZATION Srl 2019





Donington Park 4.023 m

Prosecco DOC UK Round, 5-7 July 2019

Starting Grid - Race

13 Laps x 4,023 km = 52,299 km

1	7 KAWAKAMI T. Yamaha 1'52.914	2	25 VERDOÏA A. Yamaha 1'53.025	3	55 HENDRA PRATAMA G Yamaha 1'53.047	
2	4	8 PEREZ M. Kawasaki 1'53.246	5	64 DE CANCELLIS H. Yamaha 1'53.409	6	20 LOUREIRO D. Kawasaki 1'53.626
3	7	27 ROVELLI F. Kawasaki 1'53.838	8	52 KÖNIG O. Kawasaki 1'53.917	9	66 OTTEN D. Kawasaki 1'53.922
4	10	85 SABATUCCI K. Yamaha 1'54.189	11	88 IERACI B. Kawasaki 1'54.340	12	57 LOI L. Kawasaki 1'54.580
5	13	72 STEEMAN V. KTM 1'54.652	14	14 DE LA VEGA E. Yamaha 1'54.708	15	1 CARRASCO A. Kawasaki 1'54.916
6	16	71 EDWARDS T. Kawasaki 1'54.990	17	69 BUIS J. Kawasaki 1'55.031	18	61 OKAYA Y. Kawasaki 1'55.115
7	19	44 BRAMICH T. Kawasaki 1'55.290	20	28 BONOLI O. Yamaha 1'55.362	21	46 DI SORA S. Kawasaki 1'55.745
8	22	39 PEREZ GONZALEZ J Kawasaki 1'55.873	23	21 SANCHEZ B. Kawasaki 1'55.897	24	17 MEUFFELS K. KTM 1'55.944
9	25	13 IOZZO D. Kawasaki 1'55.962	26	97 KAPPLER M. KTM 1'55.986	27	84 ALOISI K. Kawasaki 1'56.067
10	28	12 DORE R. Yamaha 1'56.071	29	47 HERNANDEZ MOYANO Yamaha 1'56.074	30	22 KALININ N. Kawasaki
11	31	41 JAHNIG J. KTM	32	6 SCHOTMAN R. Kawasaki	33	15 BASTIANELLI M. Kawasaki
12	34	23 GIACOMINI P. Kawasaki	35	36 NEILA B. Yamaha		

07/07/2019 The Race Director

These data/results cannot be reproduced, stored and/or transmitted in whole or in part by any manner of electronic, mechanical, photocopying, recording, broadcasting or otherwise now known or herein after developed without the previous express consent by the copyright owner, except for reproduction in daily press and regular printed publications on sale to the public within 60 days of the event related to those data/results and always provided that copyright symbol appears together as follows below.

© DORNA WSBK ORGANIZATION Srl 2019

