

Pirelli Italian Round, 10-12 May 2019 Chronological Analysis Free Practice 2nd Session

Imola Circuit 4.936 m

1 / 4

1° 1 J. REA (1'46.374)							
Lap	Seg.1	Seg.2	Seg.3	Seg.4	Lap Time	km/h	Local Time
1							15:00'55.886
2	43.758	35.834	29.383	23.210	2'12.185P	204,7	15:03'08.071
3	22.949	33.837	28.528	22.421	1'47.735	280,0	15:04'55.806
4	22.842	33.669	28.430	22.600	1'47.541	283,7	15:06'43.347
5	22.919	33.719	28.353	22.436	1'47.427	281,4	15:08'30.774
6	22.671	34.620	29.720	39.681	2'06.692P	282,9	15:10'37.466
7					2'45.566P		15:13'23.032
8	40.650	35.392	30.329	22.757	2'09.128P	120,5	15:15'32.160
9	22.698	33.565	28.563	22.301	1'47.127	280,7	15:17'19.287
10	22.709	33.432	28.225	22.305	1'46.671	280,7	15:19'05.958
11	22.784	37.723	30.140	40.087	2'10.734P	281,4	15:21'16.692
12					3'05.767P		15:24'22.459
13	52.592	34.933	29.913	22.690	2'20.128P	160,1	15:26'42.587
14	22.867	33.803	28.378	22.627	1'47.675	280,0	15:28'30.262
15	22.752	33.608	28.072	22.351	1'46.783	281,4	15:30'17.045
16	22.718	33.456	28.324	22.255	1'46.753	281,4	15:32'03.798
17	22.712	33.595	28.163	22.466	1'46.936	282,9	15:33'50.733
18	24.267	35.509	29.681	38.922	2'08.379P	273,6	15:35'59.114
19					7'35.106P		15:43'34.219
20	42.542	34.713	28.570	22.460	2'08.285P	155,5	15:45'42.504
21	22.624	33.519	28.258	22.138	1'46.539	283,7	15:47'29.043
22	22.683	34.034	30.254	22.482	1'49.453	280,7	15:49'18.496
23	22.752	33.457	28.102	22.063	1'46.374	280,0	15:51'04.870

4° 19 A. BAUTISTA (1'47.086)							
Lap	Seg.1	Seg.2	Seg.3	Seg.4	Lap Time	km/h	Local Time
1		34.866	29.072	23.304		211,1	15:02'12.558
2	22.957	33.532	28.739	22.689	1'47.917	275,0	15:04'00.475
3	22.888	33.908	28.453	22.968	1'48.217	280,7	15:05'48.692
4	22.835	33.931	28.321	22.773	1'47.860	266,2	15:07'36.552
5	23.079	33.639	28.290	22.907	1'47.915	267,5	15:09'24.467
6	22.690	33.824	28.318	22.685	1'47.517	278,5	15:11'11.984
7	22.779	33.727	28.386	22.735	1'47.627	278,5	15:12'59.611
8	22.770	33.572	28.134	22.610	1'47.086	278,5	15:14'46.697
9	22.676	33.729	28.769	22.864	1'48.038	279,3	15:16'34.735
10	22.581	33.552	28.979	23.190	1'48.302	278,5	15:18'23.037
11	24.657	35.757	29.638	37.192	2'07.244P	259,8	15:20'30.281
12	15'05.969	34.026	28.561	22.883	16'31.439P	208,6	15:37'01.720
13	22.854	33.537	28.407	23.057	1'47.855	279,3	15:38'49.575
14	22.830	33.982	28.304	22.584	1'47.700	279,3	15:40'37.275
15	22.792	33.543	28.404	22.668	1'47.407	282,2	15:42'24.682
16	22.868	33.536	28.410	22.678	1'47.492	283,7	15:44'12.174
17	22.619	33.611	28.392	23.113	1'47.735	279,3	15:45'59.909
18	22.683	33.700	28.423	25.076	1'49.882	282,2	15:47'49.791
19	25.621	34.220	28.602	22.735	1'51.178	247,9	15:49'40.969
20	22.693	33.690	28.142	22.642	1'47.167	278,5	15:51'28.136

2° 7 C. DAVIES (1'46.529)							
Lap	Seg.1	Seg.2	Seg.3	Seg.4	Lap Time	km/h	Local Time
1		36.760	30.744	24.119		174,9	15:02'58.476
2	23.390	34.913	30.226	22.946	1'51.475	264,2	15:04'49.951
3	22.835	33.810	28.665	22.802	1'48.112	280,7	15:06'38.063
4	22.698	33.755	28.478	22.737	1'47.668	284,4	15:08'25.731
5	22.797	33.880	28.344	23.490	1'48.511	282,9	15:10'14.242
6	23.801	35.656	30.125	22.946	1'52.528	280,0	15:12'06.770
7	22.772	33.797	28.568	22.616	1'47.753	282,9	15:13'54.523
8	22.829	35.577	30.655	37.862	2'06.923P	283,7	15:16'01.446
9	6'22.228	34.970	30.903	23.344	7'51.445P	201,6	15:23'52.891
10	22.768	33.694	28.237	23.469	1'48.168C	285,2	15:25'41.059
11	28.092	34.058	29.555	22.963	1'54.668	251,3	15:27'35.727
12	22.691	33.650	28.302	22.505	1'47.148	282,9	15:29'22.875
13	22.701	33.630	28.614	22.542	1'47.487	283,7	15:31'10.362
14	23.702	35.789	30.021	37.939	2'07.451P	279,3	15:33'17.813
15	9'13.424	34.867	31.782	22.613	10'42.686P	206,6	15:44'00.499
16	22.684	33.349	34.042	23.021	1'53.096	283,7	15:45'53.595
17	22.538	33.327	28.151	22.513	1'46.529	285,9	15:47'40.124
18	23.066	34.280	29.277	22.934	1'49.557	282,2	15:49'29.681
19	22.702	33.502	28.348	22.611	1'47.163	285,9	15:51'16.844

5° 54 T. RAZGATLIOGLU (1'47.124)							
Lap	Seg.1	Seg.2	Seg.3	Seg.4	Lap Time	km/h	Local Time
1							14:59'56.485
2	38.732	36.964	34.364	24.239	2'14.299P	205,5	15:02'10.784
3	26.988	34.271	29.113	22.929	1'53.301	278,5	15:04'04.085
4	22.752	33.903	28.798	22.795	1'48.248	276,4	15:05'52.333
5	22.850	33.810	28.752	22.705	1'48.117	274,3	15:07'40.450
6	23.009	33.818	28.671	22.753	1'48.251	270,9	15:09'28.701
7	23.064	33.843	28.876	22.681	1'48.464	271,5	15:11'17.165
8	22.891	33.929	28.735	22.696	1'48.251	272,9	15:13'05.416
9	22.974	33.865	28.554	22.574	1'47.967	271,5	15:14'53.383
10	22.965	33.757	28.654	22.581	1'47.957	275,0	15:16'41.340
11	23.037	33.785	28.569	22.606	1'47.997	274,3	15:18'29.337
12	23.033	34.133	28.894	18'36.462	2'002.522P	276,4	15:38'31.859
13	39.074	36.064	28.874	22.660	2'06.672P	188,3	15:40'38.531
14	22.857	33.736	28.514	22.478	1'47.585	277,1	15:42'26.116
15	22.838	33.610	28.440	22.474	1'47.362	275,7	15:44'13.478
16	22.713	33.579	28.455	22.377	1'47.124	279,3	15:46'00.602
17	22.654	33.602	28.567	23.587	1'48.410	279,3	15:47'49.012
18	23.718	34.194	28.864	23.028	1'49.804	261,0	15:49'38.816
19	22.929	33.592	28.506	22.514	1'47.541	277,1	15:51'26.357

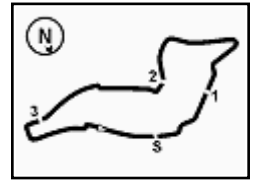
3° 66 T. SYKES (1'46.766)							
Lap	Seg.1	Seg.2	Seg.3	Seg.4	Lap Time	km/h	Local Time
1							15:04'11.459
2	42.457	35.564	30.789	23.022	2'11.832P	195,1	15:06'23.291
3	22.973	33.766	28.569	22.726	1'48.034	274,3	15:08'11.325
4	22.933	33.743	28.430	22.591	1'47.697	275,0	15:09'59.022
5	23.358	35.166	29.606	23.050	1'51.180	272,2	15:11'50.202
6	22.909	33.629	28.513	22.619	1'47.670	274,3	15:13'37.872
7	23.676	34.904	34.932	23.156	1'56.668	256,7	15:15'34.540
8	22.844	33.682	28.442	22.482	1'47.450	275,0	15:17'21.990
9	23.273	34.213	29.428	12'02.086	13'29.000P	265,5	15:30'50.990
10	44.494	35.066	31.494	24.365	2'15.419P	197,6	15:33'06.409
11	23.039	34.342	28.950	22.752	1'49.083	274,3	15:34'55.492
12	22.841	33.650	28.518	22.562	1'47.571	275,0	15:36'43.063
13	22.854	33.441	28.490	22.640	1'47.425	275,7	15:38'30.488

6° 60 M. VAN DER MARK (1'47.214)							
Lap	Seg.1	Seg.2	Seg.3	Seg.4	Lap Time	km/h	Local Time
1							15:00'00.107
2	38.192	36.090	32.992	26.421	2'13.695P	209,4	15:02'13.802
3	23.255	34.169	28.965	22.643	1'49.032	266,8	15:04'02.834
4	22.852	34.232	29.139	22.713	1'48.936	277,8	15:05'51.770
5	23.003	33.919	28.826	22.657	1'48.405	275,0	15:07'40.175
6	22.977	33.868	28.684	22.738	1'48.267	278,5	15:09'28.442
7	23.099	33.852	28.641	22.719	1'48.311	274,3	15:11'16.753
8	23.072	33.902	28.630	22.788	1'48.392	274,3	15:13'05.145
9	22.977	33.767	28.535	22.712	1'47.991	275,7	15:14'53.136
10	23.785	34.405	30.222	10'22.546	11'50.958P	243,4	15:26'44.094

10/05/2019 P = Pits In/Out - C = Lap Time Cancelled

These data/results cannot be reproduced, stored and/or transmitted in whole or in part by any manner of electronic, mechanical, photocopying, recording, broadcasting or otherwise now known or herein after developed without the previous express consent by the copyright owner, except for reproduction in daily press and regular printed publications on sale to the public within 60 days of the event related to those data/results and always provided that copyright symbol appears together as follows below.

© DORNA WSBK ORGANIZATION Srl 2019



Pirelli Italian Round, 10-12 May 2019 Chronological Analysis Free Practice 2nd Session

Imola Circuit 4.936 m

2 / 4

11	41.870	34.967	28.740	22.895	2'08.472P	171,8	15:28'52.566	11	23.056	34.295	28.889	23.015	1'49.255	271,5	15:27'02.669
12	23.093	33.960	28.893	22.768	1'48.714	270,9	15:30'41.280	12	23.205	34.661	28.749	23.000	1'49.615	271,5	15:28'52.284
13	23.114	33.857	28.601	22.771	1'48.343	273,6	15:32'29.623	13	23.143	34.605	28.792	23.011	1'49.551	268,8	15:30'41.835
14	23.229	33.895	28.649	22.698	1'48.471	272,9	15:34'18.094	14	22.898	34.053	28.472	23.034	1'48.457	268,2	15:32'30.292
15	23.027	34.334	30.138	5'41.866	7'09.365P	276,4	15:41'27.459	15	22.867	34.029	28.566	22.850	1'48.312	271,5	15:34'18.604
16	42.460	35.868	29.098	22.639	2'10.065P	125,4	15:43'37.524	16	23.287	34.324	29.120	8'09.505	9'36.236P	250,7	15:43'54.840
17	22.940	33.548	28.640	22.576	1'47.704	275,7	15:45'25.228	17	38.109	36.302	29.555	22.670	2'06.636P	214,9	15:46'01.476
18	22.779	33.515	28.486	22.514	1'47.294	277,8	15:47'12.522	18	22.648	33.834	28.628	22.871	1'47.981	277,1	15:47'49.457
19	27.517	37.878	39.496	22.600	2'07.491	254,3	15:49'20.013	19	23.850	35.992	28.906	23.003	1'51.751	243,4	15:49'41.208
20	22.903	33.683	28.376	22.252	1'47.214	277,8	15:51'07.227	20	22.666	33.906	28.350	22.665	1'47.587	270,2	15:51'28.795

7° 91 L. HASLAM (1'47.419)							
Lap	Seg.1	Seg.2	Seg.3	Seg.4	Lap Time	km/h	Local Time
1		36.152	30.293	22.957		207,8	15:01'57.073
2	29.878	36.927	30.692	22.836	2'00.333	279,3	15:03'57.406
3	22.824	36.267	34.517	23.842	1'57.450	277,8	15:05'54.856
4	22.878	33.896	28.517	22.829	1'48.120	279,3	15:07'42.976
5	22.957	33.801	29.778	24.202	1'50.738	275,7	15:09'33.714
6	22.800	34.085	29.597	23.501	1'49.983	275,0	15:11'23.697
7	22.968	33.658	28.612	22.551	1'47.789	275,0	15:13'11.486
8	22.897	33.709	28.548	22.602	1'47.756	274,3	15:14'59.242
9	23.022	37.096	30.896	12'45.190	14'16.204P	277,1	15:29'15.446
10	39.397	34.880	29.136	22.989	2'06.402P	200,5	15:31'21.848
11	22.806	33.633	28.704	22.769	1'47.912	270,9	15:33'09.760
12	23.112	33.667	28.601	22.746	1'48.126	278,5	15:34'57.886
13	23.013	33.813	28.488	7'42.189	9'07.503P	270,2	15:44'05.389
14	38.197	38.700	31.717	24.396	2'13.010P	205,5	15:46'18.399
15	22.738	33.575	28.565	22.644	1'47.522	272,9	15:48'05.921
16	24.338	35.189	29.094	22.837	1'51.458	255,5	15:49'57.379
17	22.806	33.441	28.491	22.681	1'47.419	273,6	15:51'44.798

10° 21 M. RINALDI (1'47.638)							
Lap	Seg.1	Seg.2	Seg.3	Seg.4	Lap Time	km/h	Local Time
1		37.341	30.226	24.114		181,6	15:02'34.376
2	23.167	34.234	29.100	22.890	1'49.391	271,5	15:04'23.767
3	22.808	33.869	28.967	22.789	1'48.433	277,8	15:06'12.200
4	22.723	33.857	28.943	22.741	1'48.264	278,5	15:08'00.464
5	22.807	33.903	29.146	22.769	1'48.625	277,1	15:09'49.089
6	22.701	37.528	32.334	40.056	2'12.619P	278,5	15:12'01.708
7	11'31.781	35.259	33.321	23.166	13'03.527P	212,7	15:25'05.235
8	22.999	33.978	28.924	22.901	1'48.802C	278,5	15:26'54.037
9	32.040	37.742	32.637	23.146	2'05.565	284,4	15:28'59.602
10	22.888	33.982	28.917	22.983	1'48.770	272,2	15:30'48.372
11	22.843	33.918	29.298	22.786	1'48.845	278,5	15:32'37.217
12	22.890	33.990	29.079	23.039	1'48.998	272,2	15:34'26.215
13	26.653	36.719	31.041	39.204	2'13.617P	207,8	15:36'39.832
14	6'16.150	34.875	38.425	23.207	7'52.657P	186,0	15:44'32.489
15	22.817	33.635	28.741	22.761	1'47.954	279,3	15:46'20.443
16	22.577	33.702	28.587	22.772	1'47.638	280,7	15:48'08.081
17	22.740	33.682	28.809	22.848	1'48.079	283,7	15:49'56.160
18	22.754	33.875	28.994	24.380	1'50.003	272,9	15:51'46.163

8° 22 A. LOWES (1'47.537)							
Lap	Seg.1	Seg.2	Seg.3	Seg.4	Lap Time	km/h	Local Time
1							14:59'54.557
2	46.247	35.601	33.723	23.130	2'18.701P	118,0	15:02'13.258
3	22.906	33.666	28.743	22.340	1'47.655	274,3	15:04'00.913
4	22.923	33.839	28.557	22.636	1'47.955	269,5	15:05'48.868
5	26.731	37.924	28.870	22.640	1'56.165	259,2	15:07'45.033
6	23.019	33.643	28.615	22.602	1'47.879	271,5	15:09'32.912
7	23.112	35.550	32.408	11'50.195	13'21.265P	272,9	15:22'54.177
8	41.745	35.298	33.496	22.731	2'13.270P	197,2	15:25'07.447
9	23.043	33.557	28.554	22.383	1'47.537	271,5	15:26'54.984
10	23.004	33.757	28.644	22.567	1'47.972	270,9	15:28'42.956
11	23.010	33.774	28.568	22.721	1'48.073C	276,4	15:30'31.029
12	22.980	38.999	31.584	9'47.936	11'21.499P	275,7	15:41'52.528
13	40.075	34.740	32.116	22.712	2'09.643P	196,1	15:44'02.171
14	23.070	33.827	28.766	22.704	1'48.367	275,0	15:45'50.538
15	23.017	33.682	28.739	22.562	1'48.000	277,1	15:47'38.538
16	23.105	33.891	28.580	22.502	1'48.078	280,0	15:49'26.616
17	22.980	33.710	28.676	24.258	1'49.624	275,0	15:51'16.240

11° 81 J. TORRES (1'47.870)							
Lap	Seg.1	Seg.2	Seg.3	Seg.4	Lap Time	km/h	Local Time
1							15:01'22.312
2	38.144	35.365	29.536	22.944	2'05.989P	204,7	15:03'28.301
3	23.050	34.266	28.705	23.204	1'49.225	275,7	15:05'17.526
4	23.033	34.159	29.108	22.749	1'49.049	275,7	15:07'06.575
5	22.970	34.181	28.865	24.518	1'50.534C	276,4	15:08'57.109
6	28.459	34.520	29.184	23.143	1'55.306	252,5	15:10'52.415
7	23.046	33.916	29.047	22.851	1'48.860	272,9	15:12'41.275
8	23.000	33.975	28.814	22.875	1'48.664	275,7	15:14'29.939
9	23.038	34.058	28.770	22.910	1'48.776	274,3	15:16'18.715
10	23.284	34.557	29.029	12'06.827	13'33.697P	273,6	15:29'52.412
11	37.884	34.662	29.216	22.902	2'04.664P	213,6	15:31'57.076
12	23.185	33.989	28.750	22.989	1'48.913	272,2	15:33'45.989
13	23.232	34.235	28.725	22.963	1'49.155	274,3	15:35'35.144
14	23.018	34.143	29.003	22.898	1'49.062	272,9	15:37'24.206
15	23.239	34.308	29.241	3'58.898	5'25.686P	271,5	15:42'49.892
16	40.082	41.722	32.860	22.904	2'17.568P	155,5	15:45'07.460
17	22.904	33.704	28.783	22.699	1'48.090	276,4	15:46'55.550
18	22.911	33.737	28.623	22.599	1'47.870	273,6	15:48'43.420
19	22.917	33.836	28.748	22.740	1'48.241	275,0	15:50'31.661

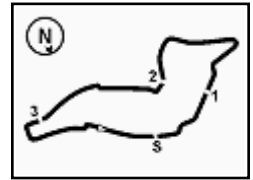
9° 87 L. ZANETTI (1'47.587)							
Lap	Seg.1	Seg.2	Seg.3	Seg.4	Lap Time	km/h	Local Time
1							15:00'12.685
2	38.207	37.346	30.399	23.853	2'09.805P	220,1	15:02'22.490
3	23.359	34.877	28.971	23.609	1'50.816	262,9	15:04'13.306
4	23.222	34.462	28.907	23.098	1'49.689	271,5	15:06'02.995
5	22.843	34.310	28.967	23.061	1'49.181	275,7	15:07'52.176
6	23.853	37.918	29.859	8'11.961	9'43.591P	264,9	15:17'35.767
7	40.286	37.027	29.683	23.088	2'10.084P	189,6	15:19'45.851
8	23.065	34.375	29.121	22.930	1'49.491	274,3	15:21'35.342
9	22.966	34.268	28.830	22.939	1'49.003	282,9	15:23'24.345
10	22.867	34.332	28.881	22.989	1'49.069	280,0	15:25'13.414

12° 28 M. REITERBERGER (1'48.113)							
Lap	Seg.1	Seg.2	Seg.3	Seg.4	Lap Time	km/h	Local Time
1							15:02'24.510
2					1'49.062		15:04'13.572
3					1'53.675		15:06'07.247
4					1'48.193		15:07'55.440
5					1'49.122		15:09'44.562
6					1'48.306		15:11'32.868
7					1'55.259		15:13'28.127

10/05/2019 P = Pits In/Out - C = Lap Time Cancelled

These data/results cannot be reproduced, stored and/or transmitted in whole or in part by any manner of electronic, mechanical, photocopying, recording, broadcasting or otherwise now known or herein after developed without the previous express consent by the copyright owner, except for reproduction in daily press and regular printed publications on sale to the public within 60 days of the event related to those data/results and always provided that copyright symbol appears together as follows below.

© DORNA WSBK ORGANIZATION Srl 2019



Pirelli Italian Round, 10-12 May 2019 Chronological Analysis Free Practice 2nd Session

Imola Circuit 4.936 m

3 / 4

8					16'52.982		15:30'21.109
9					1'51.858		15:32'12.967
10					9'26.045P		15:41'39.012
11	39.315	35.295	29.250	22.698	2'06.558P	201,6	15:43'45.570
12	23.062	33.760	28.718	22.573	1'48.113	277,1	15:45'33.683
13	29.504	36.204	28.997	22.690	1'57.395	279,3	15:47'31.078
14	23.181	33.776	28.682	22.740	1'48.379	275,7	15:49'19.457
15	23.158	33.800	29.467	23.457	1'49.882	278,5	15:51'09.339

16° 23 R. KIYONARI (1'49.099)							
Lap	Seg.1	Seg.2	Seg.3	Seg.4	Lap Time	km/h	Local Time
1							15:00'01.737
2	41.424	36.879	30.815	25.189	2'14.307P	193,7	15:02'16.044
3	24.038	35.016	29.837	23.066	1'51.957	265,5	15:04'08.001
4	23.827	34.610	30.349	23.571	1'52.357	264,9	15:06'00.358
5	23.447	34.353	29.233	22.946	1'49.979	269,5	15:07'50.337
6	23.634	34.396	29.035	23.410	1'50.475	262,3	15:09'40.812
7	23.508	34.271	29.106	23.668	1'50.553	266,8	15:11'31.365
8	27.104	36.480	31.502	5'19.330	6'54.416P	259,8	15:18'25.781
9	48.042	36.282	29.801	23.252	2'17.377P	161,8	15:20'43.158
10	23.727	34.592	29.195	23.247	1'50.761	264,2	15:22'33.919
11	23.355	34.337	29.212	22.920	1'49.824	268,8	15:24'23.743
12	23.361	34.259	29.276	22.885	1'49.781	271,5	15:26'13.524
13	23.474	34.162	29.263	22.896	1'49.795	270,2	15:28'03.319
14	24.269	35.409	29.857	7'03.198	8'32.733P	255,5	15:36'36.052
15	50.285	36.405	29.630	23.424	2'19.744P	190,3	15:38'55.796
16	23.782	34.535	29.229	23.020	1'50.566	262,3	15:40'46.362
17	23.304	34.192	28.888	22.972	1'49.356	270,2	15:42'35.718
18	23.606	34.207	29.716	23.001	1'50.530	269,5	15:44'26.248
19	23.262	34.320	29.083	22.948	1'49.613	270,2	15:46'15.861
20	23.317	34.431	29.071	22.916	1'49.735	270,9	15:48'05.596
21	24.943	37.085	29.051	23.103	1'54.182	259,8	15:49'59.778
22	23.213	34.270	28.848	22.768	1'49.099	275,0	15:51'48.877

13° 33 M. MELANDRI (1'48.151)							
Lap	Seg.1	Seg.2	Seg.3	Seg.4	Lap Time	km/h	Local Time
1							14:59'54.034
2	40.057	36.960	32.472	24.513	2'14.002P	208,2	15:02'08.036
3	28.011	35.715	29.143	22.787	1'55.656	253,1	15:04'03.692
4	22.851	33.929	29.262	23.276	1'49.318	276,4	15:05'53.010
5	22.971	33.756	28.761	22.663	1'48.151	269,5	15:07'41.161
6	23.477	34.849	29.544	8'10.893	9'38.763P	261,0	15:17'19.924
7	39.036	35.642	29.856	23.077	2'07.611P	192,0	15:19'27.535
8	23.253	34.580	28.865	23.036	1'49.734	272,9	15:21'17.269
9	23.136	34.237	28.912	22.846	1'49.131	275,0	15:23'06.400
10	23.285	33.953	35.194	23.154	1'55.586	270,2	15:25'01.986
11	23.084	34.010	28.641	22.673	1'48.408	269,5	15:26'50.394
12	23.030	39.312	29.373	12'02.540	13'34.255P	271,5	15:40'24.649
13	38.717	34.963	29.578	22.783	2'06.041P	162,3	15:42'30.690
14	23.202	34.247	30.432	24.040	1'51.921	270,9	15:44'22.611
15	23.086	36.826	32.662	24.273	1'56.847	275,0	15:46'19.458
16	22.975	33.727	28.750	22.368	1'47.820C	276,4	15:48'07.278
17	29.539	34.099	28.936	22.836	1'55.410	250,7	15:50'02.688

17° 80 H. BARBERA (1'49.274)							
Lap	Seg.1	Seg.2	Seg.3	Seg.4	Lap Time	km/h	Local Time
1							14:59'58.096
2	38.137	36.120	31.353	23.979	2'09.589P	215,7	15:02'07.685
3	24.081	35.284	30.409	24.379	1'54.153C	249,6	15:04'01.838
4	23.413	34.474	29.566	23.540	1'50.993	261,7	15:05'52.831
5	23.320	34.168	29.157	22.757	1'49.402C	259,2	15:07'42.233
6	34.315	35.748	30.788	17'26.487	19'07.338P	170,2	15:26'49.571
7	37.210	35.360	29.870	23.043	2'05.483P	212,7	15:28'55.054
8	23.316	34.158	29.128	23.049	1'49.651	266,2	15:30'44.705
9	23.307	34.306	29.113	22.943	1'49.669	268,2	15:32'34.374
10	23.363	34.395	31.670	23.320	1'52.748	261,7	15:34'27.122
11	24.173	45.705	32.396	6'46.416	8'28.690P	230,4	15:42'55.812
12	35.755	39.147	35.076	22.983	2'12.961P	220,1	15:45'08.773
13	23.143	34.734	28.735	22.914	1'49.526	273,6	15:46'58.299
14	23.026	34.216	29.174	22.858	1'49.274	275,7	15:48'47.573
15	23.140	34.268	28.999	22.888	1'49.295	275,7	15:50'36.868

14° 2 L. CAMIER (1'48.528)							
Lap	Seg.1	Seg.2	Seg.3	Seg.4	Lap Time	km/h	Local Time
1							14:59'51.570
2	39.778	36.173	29.753	23.375	2'09.079P	186,7	15:02'00.649
3	23.744	34.704	33.044	26.165	1'57.657	264,9	15:03'58.306
4	23.205	34.401	29.114	23.099	1'49.819	268,8	15:05'48.125
5	23.263	34.407	28.984	23.067	1'49.721	268,8	15:07'37.846
6	23.151	34.246	28.837	23.080	1'49.314	268,8	15:09'27.160
7	23.237	34.197	28.805	22.983	1'49.222	270,9	15:11'16.382
8	24.174	35.045	29.073	7'20.882	8'49.174P	267,5	15:20'05.556
9	39.680	35.130	29.255	23.280	2'07.345P	189,6	15:22'12.901
10	23.353	34.291	28.974	22.979	1'49.597	268,2	15:24'02.498
11	23.181	34.225	28.871	22.943	1'49.220	274,3	15:25'51.718
12	24.145	35.801	30.467	6'04.405	7'34.818P	272,9	15:33'26.536
13	38.976	35.102	33.497	23.617	2'11.192P	194,4	15:35'37.728
14	23.176	34.010	28.686	22.881	1'48.753	273,6	15:37'26.481
15	23.048	34.796	29.348	3'20.022	4'47.214P	275,0	15:42'13.695
16	38.991	36.292	29.205	25.866	2'10.354P	190,3	15:44'24.049
17	23.020	33.978	28.681	22.849	1'48.528	274,3	15:46'12.577
18	23.038	34.259	28.648	22.861	1'48.806	273,6	15:48'01.383
19	25.882	41.430	29.205	23.040	1'59.557	218,8	15:50'00.940

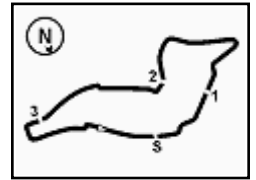
18° 52 A. DELBIANCO (1'50.063)							
Lap	Seg.1	Seg.2	Seg.3	Seg.4	Lap Time	km/h	Local Time
1							15:02'00.931
2	23.658	34.795	29.701	22.935	1'51.089	263,6	15:03'52.020
3	23.706	34.823	29.573	23.170	1'51.272	263,6	15:05'43.292
4	23.652	34.831	29.456	23.429	1'51.368	270,2	15:07'34.660
5	26.567	34.722	29.216	22.942	1'53.447	226,1	15:09'28.107
6	23.936	34.348	29.282	23.093	1'50.659	264,2	15:11'18.766
7	28.321	37.012	32.124	6'24.244	8'01.701P	240,2	15:19'20.467
8	39.918	36.945	29.685	23.115	2'09.663P	171,0	15:21'30.130
9	23.701	34.833	29.545	23.188	1'51.267	266,2	15:23'21.397
10	26.032	34.833	30.098	5'19.091	6'50.054P	252,5	15:30'11.451
11	41.964	39.775	30.279	23.006	2'15.024P	150,9	15:32'26.475
12	23.576	34.464	29.293	23.024	1'50.357	266,8	15:34'16.832
13	23.725	34.611	29.953	22.929	1'51.218	267,5	15:36'08.050
14	23.556	34.472	29.362	22.915	1'50.305	268,2	15:37'58.355
15	52.822	42.796	31.876	5'22.558	7'30.052P	266,2	15:45'28.407
16	40.542	36.217	31.763	23.133	2'11.655P	152,4	15:47'40.062
17	23.524	34.378	29.210	22.951	1'50.063	270,2	15:49'30.125
18	23.545	34.383	29.399	22.896	1'50.223	268,8	15:51'20.348

15° 11 S. CORTESE (1'49.056)							
Lap	Seg.1	Seg.2	Seg.3	Seg.4	Lap Time	km/h	Local Time
1							14:59'53.506
2	40.797	36.981	32.982	29.239	2'19.999CP	199,8	15:02'13.505
3	29.105	34.731	29.623	23.227	1'56.686	245,6	15:04'10.191
4	23.393	35.506	29.910	9'09.391	10'38.200P	260,4	15:14'48.391
5	38.937	35.782	30.817	23.310	2'08.846P	191,6	15:16'57.237
6	23.394	34.240	28.865	22.826	1'49.325	258,5	15:18'46.562
7	23.330				29'02.046P	262,3	15:47'48.608
8	36.742	35.111	29.312	22.974	2'04.139P	216,1	15:49'52.747
9	23.263	34.036	29.021	22.736	1'49.056	257,3	15:51'41.803

10/05/2019 P = Pits In/Out - C = Lap Time Cancelled

These data/results cannot be reproduced, stored and/or transmitted in whole or in part by any manner of electronic, mechanical, photocopying, recording, broadcasting or otherwise now known or herein after developed without the previous express consent by the copyright owner, except for reproduction in daily press and regular printed publications on sale to the public within 60 days of the event related to those data/results and always provided that copyright symbol appears together as follows below.

© DORNA WSBK ORGANIZATION Srl 2019



Imola Circuit 4.936 m

10/05/2019 P = Pits In/Out - C = Lap Time Cancelled

These data/results cannot be reproduced, stored and/or transmitted in whole or in part by any manner of electronic, mechanical, photocopying, recording, broadcasting or otherwise now known or herein after developed without the previous express consent by the copyright owner, except for reproduction in daily press and regular printed publications on sale to the public within 60 days of the event related to those data/results and always provided that copyright symbol appears together as follows below.

© DORNA WSBK ORGANIZATION Srl 2019

