

Imola Circuit 4.936 m

Pirelli Italian Round, 10-12 May 2019 Free Practices Combined Results

No.	Rider	Nat	Team	Bike	Class	FP1	FP2	FP3	Time	Gap	Rel.	Avg	LL
1	1 J. REA	GBR	Kawasaki Racing Team WorldSBK	Kawasaki ZX-10RR		1'46.636	1'46.374	1'45.893	1'45.893			167,807	54
2	7 C. DAVIES	GBR	ARUBA.IT Racing - Ducati	Ducati Panigale V4 R		1'46.924	1'46.529	1'46.776	1'46.529	0.636	0.636	166,805	50
3	66 T. SYKES	GBR	BMW Motorrad WorldSBK Team	BMW S1000 RR		1'47.552	1'46.766	1'47.197	1'46.766	0.873	0.237	166,435	42
4	19 A. BAUTISTA	ESP	ARUBA.IT Racing - Ducati	Ducati Panigale V4 R		1'47.270	1'47.086	1'46.800	1'46.800	0.907	0.034	166,382	51
5	22 A. LOWES	GBR	Pata Yamaha WorldSBK Team	Yamaha YZF R1		1'48.011	1'47.537	1'47.046	1'47.046	1.153	0.246	166,000	41
6	54 T. RAZGATLIOGLU	TUR	Turkish Puccetti Racing	Kawasaki ZX-10RR	IND	1'48.319	1'47.124	1'47.668	1'47.124	1.231	0.078	165,879	49
7	60 M. VAN DER MARK	NED	Pata Yamaha WorldSBK Team	Yamaha YZF R1		1'47.559	1'47.214	1'47.708	1'47.214	1.321	0.090	165,740	51
8	91 L. HASLAM	GBR	Kawasaki Racing Team WorldSBK	Kawasaki ZX-10RR		1'47.434	1'47.419	1'47.251	1'47.251	1.358	0.037	165,682	47
9	33 M. MELANDRI	ITA	GRT Yamaha WorldSBK	Yamaha YZF R1	IND	1'47.973	1'48.151	1'47.433	1'47.433	1.540	0.182	165,402	47
10	87 L. ZANETTI	ITA	Motocorsa Racing	Ducati Panigale V4 R	IND	1'48.908	1'47.587	1'48.786	1'47.587	1.694	0.154	165,165	47
11	21 M. RINALDI	ITA	BARNI Racing Team	Ducati Panigale V4 R	IND	1'47.828	1'47.638	1'48.496	1'47.638	1.745	0.051	165,087	37
12	28 M. REITERBERGER	GER	BMW Motorrad WorldSBK Team	BMW S1000 RR		1'48.430	1'48.113	1'47.753	1'47.753	1.860	0.115	164,910	45
13	81 J. TORRES	ESP	Team Pedercini Racing	Kawasaki ZX-10RR	IND	1'48.808	1'47.870	1'47.975	1'47.870	1.977	0.117	164,732	48
14	2 L. CAMIER	GBR	Moriwaki Althea Honda Team	Honda CBR1000RR		1'49.302	1'48.528	1'48.184	1'48.184	2.291	0.314	164,253	50
15	11 S. CORTESE	GER	GRT Yamaha WorldSBK	Yamaha YZF R1	IND	1'48.457	1'49.056	1'49.235	1'48.457	2.564	0.273	163,840	33
16	23 R. KIYONARI	JPN	Moriwaki Althea Honda Team	Honda CBR1000RR		1'50.024	1'49.099	1'48.581	1'48.581	2.688	0.124	163,653	53
17	52 A. DELBIANCO	ITA	Althea Mie Racing Team	Honda CBR1000RR	IND	1'50.750	1'50.063	1'48.594	1'48.594	2.701	0.013	163,633	46
18	80 H. BARBERA	ESP	Orelac Racing VerdNatura	Kawasaki ZX-10RR	IND	1'49.739	1'49.274	1'49.101	1'49.101	3.208	0.507	162,873	46
19	46 T. BRIDEWELL	GBR	Team Goeleven	Ducati Panigale V4 R	IND			1'51.916	1'51.916	6.023	2.815	158,776	5

11/05/2019

These data/results cannot be reproduced, stored and/or transmitted in whole or in part by any manner of electronic, mechanical, photocopying, recording, broadcasting or otherwise now known or herein after developed without the previous express consent by the copyright owner, except for reproduction in daily press and regular printed publications on sale to the public within 60 days of the event related to those data/results and always provided that copyright symbol appears together as follows below.

© DORNA WSBK ORGANIZATION Srl 2019

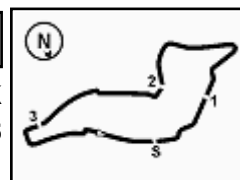
FKR PERUGIA TIMING



Official Tyre Supplier



Official Timekeeper



Imola Circuit 4.936 m

1 / 2

Pirelli Italian Round, 10-12 May 2019

Results Free Practice 3rd Session

No.	Rider	Nat	Team	Bike	Class	Time	Gap	Rel.	Laps	Speed	
										Avg	Max
1	1 J. REA	GBR	Kawasaki Racing Team WorldSBK	Kawasaki ZX-10RR		1'45.893			11	167,807	283,7
2	7 C. DAVIES	GBR	ARUBA.IT Racing - Ducati	Ducati Panigale V4 R		1'46.776	0.883	0.883	10	166,419	286,7
3	19 A. BAUTISTA	ESP	ARUBA.IT Racing - Ducati	Ducati Panigale V4 R		1'46.800	0.907	0.024	11	166,382	281,4
4	22 A. LOWES	GBR	Pata Yamaha WorldSBK Team	Yamaha YZF R1		1'47.046	1.153	0.246	10	166,000	278,5
5	66 T. SYKES	GBR	BMW Motorrad WorldSBK Team	BMW S1000 RR		1'47.197	1.304	0.151	7	165,766	277,1
6	91 L. HASLAM	GBR	Kawasaki Racing Team WorldSBK	Kawasaki ZX-10RR		1'47.251	1.358	0.054	11	165,682	278,5
7	33 M. MELANDRI	ITA	GRT Yamaha WorldSBK	Yamaha YZF R1	IND	1'47.433	1.540	0.182	11	165,402	277,1
8	54 T. RAZGATLIOGLU	TUR	Turkish Puccetti Racing	Kawasaki ZX-10RR	IND	1'47.668	1.775	0.235	9	165,041	278,5
9	60 M. VAN DER MARK	NED	Pata Yamaha WorldSBK Team	Yamaha YZF R1		1'47.708	1.815	0.040	12	164,979	277,1
10	28 M. REITERBERGER	GER	BMW Motorrad WorldSBK Team	BMW S1000 RR		1'47.753	1.860	0.045	12	164,910	282,9
11	81 J. TORRES	ESP	Team Pedercini Racing	Kawasaki ZX-10RR	IND	1'47.975	2.082	0.222	12	164,571	279,3
12	2 L. CAMIER	GBR	Moriwaki Althea Honda Team	Honda CBR1000RR		1'48.184	2.291	0.209	10	164,253	273,6
13	21 M. RINALDI	ITA	BARNI Racing Team	Ducati Panigale V4 R	IND	1'48.496	2.603	0.312	2	163,781	282,2
14	23 R. KIYONARI	JPN	Moriwaki Althea Honda Team	Honda CBR1000RR		1'48.581	2.688	0.085	12	163,653	272,2
15	52 A. DELBIANCO	ITA	Althea Mie Racing Team	Honda CBR1000RR	IND	1'48.594	2.701	0.013	10	163,633	275,0
16	87 L. ZANETTI	ITA	Motocorsa Racing	Ducati Panigale V4 R	IND	1'48.786	2.893	0.192	12	163,345	283,7
17	80 H. BARBERA	ESP	Orelac Racing VerdNatura	Kawasaki ZX-10RR	IND	1'49.101	3.208	0.315	11	162,873	274,3
18	11 S. CORTESE	GER	GRT Yamaha WorldSBK	Yamaha YZF R1	IND	1'49.235	3.342	0.134	10	162,673	275,7
19	46 T. BRIDEWELL	GBR	Team Goeleven	Ducati Panigale V4 R	IND	1'51.916	6.023	2.681	5	158,776	272,9

Qualifying Lap Time (107% of 1'45.893): 1'53.307

AIR	Humidity:	56%	Temp:	18°C
TRACK	Condition:	Dry	Temp:	21°C

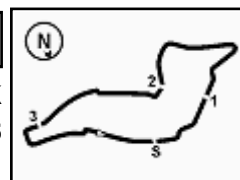
Records	Pole	(SP2)	2016	C.Davies	1'45.598	168,280	Km/h
	Race	(RC1)	2017	C.Davies	1'46.393	167,020	Km/h
	All Times	(SP2)	2016	C.Davies	1'45.598	168,280	Km/h

Start 11/05/2019 09:00
End 09:30

The results are provisional until the end of the time limit for protests and appeals and the completion of the technical checks.

These data/results cannot be reproduced, stored and/or transmitted in whole or in part by any manner of electronic, mechanical, photocopying, recording, broadcasting or otherwise now known or herein after developed without the previous express consent by the copyright owner, except for reproduction in daily press and regular printed publications on sale to the public within 60 days of the event related to those data/results and always provided that copyright symbol appears together as follows below.

© DORNA WSBK ORGANIZATION Srl 2019



Pirelli Italian Round, 10-12 May 2019

Results Free Practice 3rd Session

Session Highlights

Local Time	No. Rider	Description
09.00.00		Start
09.00.15		WorldSBK Pit Intervention Time: 1min 3sec
09.03.17	81 J. TORRES	Current Lap Cancelled - Exceeded Track Limits - Turn 14
09.03.23	91 L. HASLAM	Current Lap Cancelled - Exceeded Track Limits - Turn 14
09.03.43	52 A. DELBIANCO	On Asphalt - Re-Joined - Turn 12
09.03.43	91 L. HASLAM	On Asphalt - Re-Joined - Turn 12
09.05.38	80 H. BARBERA	On Asphalt - Re-Joined - Turn 12
09.07.27	60 M. VAN DER MARK	Current Lap Cancelled - Exceeded Track Limits - Turn 21
09.07.57	21 M. RINALDI	Technical Problem - Turn 17
09.08.03		RED FLAG
09.08.05	46 T. BRIDEWELL	Current Lap Cancelled - Exceeded Track Limits - Turn 21
09.17.00		Session Restart
09.20.31	80 H. BARBERA	Current Lap Cancelled - Exceeded Track Limits - Turn 14
09.22.43	54 T. RAZGATLIOGLU	On Asphalt - Re-Joined - Turn 12
09.26.11	52 A. DELBIANCO	On Asphalt - Re-Joined - Turn 12
09.26.38		WorldSSP FP3 Pit Lane Will Open at 9.37
09.26.46	46 T. BRIDEWELL	On the Gravel - Re-Joined - Turn 2
09.30.39	66 T. SYKES	On Asphalt - Re-Joined - Turn 11
09.30.54		End Of Session

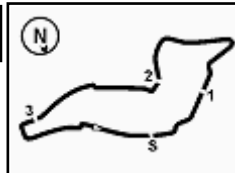
Fastest Laps Sequence

No.	Rider	Nat	Team	Bike	Local Time	Time	Gap	Avg
54	T. RAZGATLIOGLU	TUR	Turkish Puccetti Racing	Kawasaki ZX-10RR	09:03'49.482	1'48.127		164,340
19	A. BAUTISTA	ESP	ARUBA.IT Racing - Ducati	Ducati Panigale V4 R	09:03'58.916	1'47.572	-0.555	165,188
1	J. REA	GBR	Kawasaki Racing Team WorldSBK	Kawasaki ZX-10RR	09:04'58.933	1'46.862	-0.710	166,285
1	J. REA	GBR	Kawasaki Racing Team WorldSBK	Kawasaki ZX-10RR	09:06'45.451	1'46.518	-0.344	166,823
1	J. REA	GBR	Kawasaki Racing Team WorldSBK	Kawasaki ZX-10RR	09:21'57.534	1'46.246	-0.272	167,250
1	J. REA	GBR	Kawasaki Racing Team WorldSBK	Kawasaki ZX-10RR	09:25'29.906	1'46.062	-0.184	167,540
1	J. REA	GBR	Kawasaki Racing Team WorldSBK	Kawasaki ZX-10RR	09:27'15.799	1'45.893	-0.169	167,807

Start 09:00 End 09:30 The results are provisional until the end of the time limit for protests and appeals and the completion of the technical checks.

These data/results cannot be reproduced, stored and/or transmitted in whole or in part by any manner of electronic, mechanical, photocopying, recording, broadcasting or otherwise now known or herein after developed without the previous express consent by the copyright owner, except for reproduction in daily press and regular printed publications on sale to the public within 60 days of the event related to those data/results and always provided that copyright symbol appears together as follows below.

© DORNA WSBK ORGANIZATION Srl 2019



Imola Circuit 4.936 m

Pirelli Italian Round, 10-12 May 2019 Best Sectors & Speed Free Practice 3rd Session

BEST LAP			
1	1 J. REA	Kawasaki ZX-10RR	1'45.893
2	7 C. DAVIES	Ducati Panigale V4 R	1'46.776
3	19 A. BAUTISTA	Ducati Panigale V4 R	1'46.800
4	22 A. LOWES	Yamaha YZF R1	1'47.046
5	66 T. SYKES	BMW S1000 RR	1'47.197
6	91 L. HASLAM	Kawasaki ZX-10RR	1'47.251
7	33 M. MELANDRI	Yamaha YZF R1	1'47.433
8	54 T. RAZGATLIOGLU	Kawasaki ZX-10RR	1'47.668
9	60 M. VAN DER MARK	Yamaha YZF R1	1'47.708
10	28 M. REITERBERGER	BMW S1000 RR	1'47.753
11	81 J. TORRES	Kawasaki ZX-10RR	1'47.975
12	2 L. CAMIER	Honda CBR1000RR	1'48.184
13	21 M. RINALDI	Ducati Panigale V4 R	1'48.496
14	23 R. KIYONARI	Honda CBR1000RR	1'48.581
15	52 A. DELBIANCO	Honda CBR1000RR	1'48.594
16	87 L. ZANETTI	Ducati Panigale V4 R	1'48.786
17	80 H. BARBERA	Kawasaki ZX-10RR	1'49.101
18	11 S. CORTESE	Yamaha YZF R1	1'49.235
19	46 T. BRIDEWELL	Ducati Panigale V4 R	1'51.916

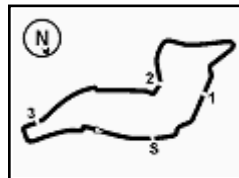
SPEED		
1	7 C. DAVIES	Ducati Panigale V4 R 286,7
2	87 L. ZANETTI	Ducati Panigale V4 R 283,7
3	1 J. REA	Kawasaki ZX-10RR 283,7
4	28 M. REITERBERGER	BMW S1000 RR 282,9
5	21 M. RINALDI	Ducati Panigale V4 R 282,2
6	19 A. BAUTISTA	Ducati Panigale V4 R 281,4
7	81 J. TORRES	Kawasaki ZX-10RR 279,3
8	22 A. LOWES	Yamaha YZF R1 278,5
9	54 T. RAZGATLIOGLU	Kawasaki ZX-10RR 278,5
10	91 L. HASLAM	Kawasaki ZX-10RR 278,5
11	60 M. VAN DER MARK	Yamaha YZF R1 277,1
12	66 T. SYKES	BMW S1000 RR 277,1
13	33 M. MELANDRI	Yamaha YZF R1 277,1
14	11 S. CORTESE	Yamaha YZF R1 275,7
15	52 A. DELBIANCO	Honda CBR1000RR 275,0
16	80 H. BARBERA	Kawasaki ZX-10RR 274,3
17	2 L. CAMIER	Honda CBR1000RR 273,6
18	46 T. BRIDEWELL	Ducati Panigale V4 R 272,9
19	23 R. KIYONARI	Honda CBR1000RR 272,2

SEG. 1		SEG. 2		SEG. 3		SEG. 4	
1	19 A. BAUTISTA 22.509	1	1 J. REA 33.267	1	1 J. REA 27.957	1	1 J. REA 22.080
2	7 C. DAVIES 22.568	2	66 T. SYKES 33.289	2	19 A. BAUTISTA 28.133	2	22 A. LOWES 22.180
3	1 J. REA 22.574	3	19 A. BAUTISTA 33.354	3	7 C. DAVIES 28.194	3	66 T. SYKES 22.412
4	21 M. RINALDI 22.723	4	7 C. DAVIES 33.379	4	22 A. LOWES 28.320	4	91 L. HASLAM 22.430
5	91 L. HASLAM 22.757	5	22 A. LOWES 33.413	5	66 T. SYKES 28.410	5	7 C. DAVIES 22.446
6	33 M. MELANDRI 22.808	6	33 M. MELANDRI 33.457	6	91 L. HASLAM 28.428	6	19 A. BAUTISTA 22.455
7	66 T. SYKES 22.811	7	28 M. REITERBERGER 33.466	7	60 M. VAN DER MARK 28.446	7	28 M. REITERBERGER 22.469
8	22 A. LOWES 22.844	8	91 L. HASLAM 33.477	8	28 M. REITERBERGER 28.495	8	60 M. VAN DER MARK 22.505
9	28 M. REITERBERGER 22.867	9	54 T. RAZGATLIOGLU 33.576	9	33 M. MELANDRI 28.497	9	33 M. MELANDRI 22.546
10	60 M. VAN DER MARK 22.879	10	60 M. VAN DER MARK 33.582	10	54 T. RAZGATLIOGLU 28.522	10	81 J. TORRES 22.557
11	87 L. ZANETTI 22.890	11	81 J. TORRES 33.664	11	23 R. KIYONARI 28.609	11	52 A. DELBIANCO 22.587
12	54 T. RAZGATLIOGLU 22.901	12	2 L. CAMIER 33.714	12	81 J. TORRES 28.620	12	54 T. RAZGATLIOGLU 22.618
13	81 J. TORRES 22.952	13	21 M. RINALDI 33.811	13	2 L. CAMIER 28.640	13	2 L. CAMIER 22.643
14	2 L. CAMIER 22.980	14	23 R. KIYONARI 33.831	14	87 L. ZANETTI 28.660	14	23 R. KIYONARI 22.728
15	23 R. KIYONARI 23.051	15	11 S. CORTESE 33.869	15	52 A. DELBIANCO 28.731	15	80 H. BARBERA 22.847
16	11 S. CORTESE 23.074	16	52 A. DELBIANCO 33.924	16	11 S. CORTESE 28.771	16	21 M. RINALDI 22.871
17	52 A. DELBIANCO 23.150	17	80 H. BARBERA 33.943	17	80 H. BARBERA 28.891	17	87 L. ZANETTI 22.887
18	80 H. BARBERA 23.182	18	87 L. ZANETTI 33.950	18	21 M. RINALDI 29.035	18	11 S. CORTESE 22.908
19	46 T. BRIDEWELL 23.831	19	46 T. BRIDEWELL 34.991	19	46 T. BRIDEWELL 29.545	19	46 T. BRIDEWELL 23.549

11/05/2019

These data/results cannot be reproduced, stored and/or transmitted in whole or in part by any manner of electronic, mechanical, photocopying, recording, broadcasting or otherwise now known or herein after developed without the previous express consent by the copyright owner, except for reproduction in daily press and regular printed publications on sale to the public within 60 days of the event related to those data/results and always provided that copyright symbol appears together as follows below.

© DORNA WSBK ORGANIZATION Srl 2019



Imola Circuit 4.936 m

Pirelli Italian Round, 10-12 May 2019

Ideal Times Free Practice 3rd Session

No.	Rider	Nat	Bike	Seg. 1	Seg. 2	Seg. 3	Seg. 4	Ideal Time		
				Diff. 1	Diff. 2	Diff. 3	Diff. 4	Best Lap	Pos.	Diff.
1	1 J. REA	GBR	Kawasaki ZX-10RR	22.574	33.267 +0.015	27.957	22.080	1'45.878 1'45.893	1	0.015
2	19 A. BAUTISTA	ESP	Ducati Panigale V4 R	22.509 +0.155	33.354	28.133 +0.161	22.455 +0.033	1'46.451 1'46.800	3	0.349
3	7 C. DAVIES	GBR	Ducati Panigale V4 R	22.568 +0.023	33.379	28.194 +0.043	22.446 +0.123	1'46.587 1'46.776	2	0.189
4	22 A. LOWES	GBR	Yamaha YZF R1	22.844 +0.114	33.413	28.320	22.180 +0.175	1'46.757 1'47.046	4	0.289
5	66 T. SYKES	GBR	BMW S1000 RR	22.811 +0.001	33.289 +0.274	28.410	22.412	1'46.922 1'47.197	5	0.275
6	91 L. HASLAM	GBR	Kawasaki ZX-10RR	22.757 +0.032	33.477 +0.127	28.428	22.430	1'47.092 1'47.251	6	0.159
7	28 M. REITERBERGER	GER	BMW S1000 RR	22.867 +0.123	33.466 +0.010	28.495 +0.189	22.469 +0.134	1'47.297 1'47.753	10	0.456
8	33 M. MELANDRI	ITA	Yamaha YZF R1	22.808 +0.038	33.457	28.497	22.546 +0.087	1'47.308 1'47.433	7	0.125
9	60 M. VAN DER MARK	NED	Yamaha YZF R1	22.879 +0.267	33.582 +0.029	28.446	22.505	1'47.412 1'47.708	9	0.296
10	54 T. RAZGATLIOGLU	TUR	Kawasaki ZX-10RR	22.901 +0.051	33.576	28.522	22.618	1'47.617 1'47.668	8	0.051
11	81 J. TORRES	ESP	Kawasaki ZX-10RR	22.952 +0.097	33.664 +0.011	28.620	22.557 +0.074	1'47.793 1'47.975	11	0.182
12	2 L. CAMIER	GBR	Honda CBR1000RR	22.980	33.714	28.640 +0.125	22.643 +0.082	1'47.977 1'48.184	12	0.207
13	23 R. KIYONARI	JPN	Honda CBR1000RR	23.051 +0.085	33.831	28.609 +0.187	22.728 +0.090	1'48.219 1'48.581	14	0.362
14	87 L. ZANETTI	ITA	Ducati Panigale V4 R	22.890 +0.046	33.950 +0.214	28.660 +0.104	22.887 +0.035	1'48.387 1'48.786	16	0.399
15	52 A. DELBIANCO	ITA	Honda CBR1000RR	23.150 +0.081	33.924	28.731	22.587 +0.121	1'48.392 1'48.594	15	0.202
16	21 M. RINALDI	ITA	Ducati Panigale V4 R	22.723 +0.010	33.811	29.035 +0.046	22.871	1'48.440 1'48.496	13	0.056
17	11 S. CORTESE	GER	Yamaha YZF R1	23.074	33.869 +0.177	28.771 +0.318	22.908 +0.118	1'48.622 1'49.235	18	0.613
18	80 H. BARBERA	ESP	Kawasaki ZX-10RR	23.182 +0.144	33.943 +0.094	28.891	22.847	1'48.863 1'49.101	17	0.238
19	46 T. BRIDEWELL	GBR	Ducati Panigale V4 R	23.831	34.991	29.545	23.549	1'51.916 1'51.916	19	
Overall Ideal Time				22.509	33.267	27.957	22.080	1'45.813		

11/05/2019

These data/results cannot be reproduced, stored and/or transmitted in whole or in part by any manner of electronic, mechanical, photocopying, recording, broadcasting or otherwise now known or herein after developed without the previous express consent by the copyright owner, except for reproduction in daily press and regular printed publications on sale to the public within 60 days of the event related to those data/results and always provided that copyright symbol appears together as follows below.

© DORNA WSBK ORGANIZATION Srl 2019

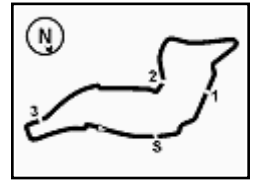
FICR PERUGIA TIMING



Official Tyre Supplier



Official Timekeeper



Pirelli Italian Round, 10-12 May 2019

Chronological Analysis Free Practice 3rd Session

Imola Circuit 4.936 m

1 / 3

1° 1 J. REA (1'45.893)							
Lap	Seg.1	Seg.2	Seg.3	Seg.4	Lap Time	km/h	Local Time
1							9:00'44.931
2	59.375	35.648	29.294	22.823	2'27.140P	156,6	9:03'12.071
3	22.751	33.586	28.273	22.252	1'46.862	281,4	9:04'58.933
4	22.751	33.421	28.084	22.262	1'46.518	281,4	9:06'45.451
5	22.612	33.325	28.212	44.574	2'08.723CP	282,2	9:08'54.174
6					9'01.595P		9:17'55.769
7	47.005	35.667	29.015	23.832	2'15.519P	203,5	9:20'11.288
8	22.804	33.267	27.988	22.187	1'46.246	282,2	9:21'57.534
9	22.793	33.385	28.015	22.117	1'46.310	283,7	9:23'43.844
10	22.586	33.318	28.051	22.107	1'46.062	281,4	9:25'29.906
11	22.574	33.282	27.957	22.080	1'45.893	283,7	9:27'15.799
12	23.861	35.566	29.630	23.132	1'52.189	282,9	9:29'07.988

3	23.495	34.548	29.727	25.052	1'52.822	269,5	9:05'00.300
4	22.812	33.563	28.410	22.412	1'47.197	272,2	9:06'47.497
5	22.811	33.289	28.321	9'21.840	10'46.261P	275,7	9:17'33.758
6	43.338	35.208	31.754	7'12.423	9'02.723P	144,9	9:26'36.481
7	38.854	34.538	30.038	22.979	2'06.409P	203,5	9:28'42.890
8	22.814	33.449	28.443	30.965	1'55.671	277,1	9:30'38.561

2° 7 C. DAVIES (1'46.776)							
Lap	Seg.1	Seg.2	Seg.3	Seg.4	Lap Time	km/h	Local Time
1		35.618	30.154	36.000		199,8	9:02'28.711
2	2'21.944	34.166	28.501	23.027	3'47.638P	211,5	9:06'16.349
3	22.736	33.558	28.252	22.446	1'46.992	283,7	9:08'03.341
4	26.491	37.750	32.047	39.348	2'15.636CP	218,3	9:10'18.977
5	7'30.923	37.431	29.607	23.260	9'01.221P	190,6	9:19'20.198
6	22.620	33.508	28.490	22.689	1'47.307	282,9	9:21'07.505
7	22.681	33.654	28.267	22.662	1'47.264	284,4	9:22'54.769
8	22.568	33.475	28.194	22.662	1'46.899	285,9	9:24'41.668
9	22.714	37.294	29.350	23.585	1'52.943	286,7	9:26'34.611
10	22.591	33.379	28.237	22.569	1'46.776	285,2	9:28'21.387
11	23.104	34.365	28.601	22.719	1'48.789	285,9	9:30'10.176

6° 91 L. HASLAM (1'47.251)							
Lap	Seg.1	Seg.2	Seg.3	Seg.4	Lap Time	km/h	Local Time
1		37.749	31.821	23.137		178,3	9:02'02.475
2	22.917	33.505	44.641	23.517	2'04.580C	274,3	9:04'07.055
3	22.801	33.529	28.778	22.461	1'47.569	277,8	9:05'54.624
4	25.902	38.429	31.802	23.310	1'59.443	252,5	9:07'54.067
5	22.998	40.620	32.956	7'18.438	8'55.012P	277,1	9:16'49.079
6	47.477	37.830	31.122	23.576	2'20.005P	138,4	9:19'09.084
7	22.940	33.477	28.537	22.764	1'47.718	277,1	9:20'56.802
8	25.640	37.331	28.720	22.611	1'54.302	268,8	9:22'51.104
9	22.789	33.604	28.428	22.430	1'47.251	278,5	9:24'38.355
10	22.757	33.548	28.555	22.552	1'47.412	275,7	9:26'25.767
11	22.951	33.758	28.525	24.402	1'49.636	272,9	9:28'15.403
12	22.830	33.491	28.503	22.513	1'47.337	276,4	9:30'02.740

3° 19 A. BAUTISTA (1'46.800)							
Lap	Seg.1	Seg.2	Seg.3	Seg.4	Lap Time	km/h	Local Time
1		35.666	29.021	23.197		194,0	9:02'11.344
2	22.780	33.533	28.610	22.649	1'47.572	275,0	9:03'58.916
3	23.067	33.680	28.547	22.654	1'47.948	276,4	9:05'46.864
4	22.538	33.629	28.402	22.636	1'47.205	275,7	9:07'34.069
5	22.667	37.966	34.619	40.155	2'15.407CP	265,5	9:09'49.476
6	8'19.895	34.183	28.615	22.681	9'45.374P	203,9	9:19'34.850
7	22.664	33.354	28.294	22.488	1'46.800	276,4	9:21'21.650
8	22.552	33.499	28.133	22.782	1'46.966	277,1	9:23'08.616
9	22.559	33.528	28.299	22.568	1'46.954	275,7	9:24'55.570
10	22.509	33.638	28.449	22.740	1'47.336	279,3	9:26'42.906
11	22.921	39.480	30.371	22.771	1'55.543	281,4	9:28'38.449
12	22.588	33.599	28.294	22.455	1'46.936	278,5	9:30'25.385

7° 33 M. MELANDRI (1'47.433)							
Lap	Seg.1	Seg.2	Seg.3	Seg.4	Lap Time	km/h	Local Time
1							8:59'59.909
2	41.553	36.427	30.706	23.323	2'12.009P	150,1	9:02'11.918
3	23.708	34.613	29.378	22.935	1'50.634	277,1	9:04'02.552
4	23.143	33.932	28.932	23.034	1'49.041	270,9	9:05'51.593
5	24.017	35.313	33.742	9'40.378	11'13.450P	245,1	9:17'05.043
6	44.586	35.159	29.308	23.168	2'12.221P		9:19'17.264
7	23.056	34.351	30.227	22.978	1'50.612	275,0	9:21'07.876
8	22.835	33.555	28.499	22.546	1'47.435	277,1	9:22'55.311
9	22.846	33.457	28.497	22.633	1'47.433	276,4	9:24'42.744
10	22.901	37.342	29.374	23.169	1'52.786	274,3	9:26'35.530
11	22.808	33.624	28.576	23.475	1'48.483	277,1	9:28'24.013
12	22.996	33.528	28.566	22.593	1'47.683	274,3	9:30'11.696

4° 22 A. LOWES (1'47.046)							
Lap	Seg.1	Seg.2	Seg.3	Seg.4	Lap Time	km/h	Local Time
1		41.730	29.485	24.698		163,3	9:02'07.881
2	23.227	33.687	28.938	22.817	1'48.669	269,5	9:03'56.550
3	23.049	33.835	28.708	22.713	1'48.305	263,6	9:05'44.855
4	23.098	38.826	29.055	9'52.667	11'23.646P	272,9	9:17'08.501
5	39.680	34.753	28.875	22.829	2'06.137P	220,6	9:19'14.638
6	22.909	33.591	28.577	22.287	1'47.364	277,8	9:21'02.002
7	22.844	33.594	28.459	22.180	1'47.077	270,2	9:22'49.079
8	23.007	33.629	28.489	22.542	1'47.667	261,7	9:24'36.746
9	22.958	33.413	28.320	22.355	1'47.046	271,5	9:26'23.792
10	29.120	39.662	28.357	27.949	2'05.088	253,1	9:28'28.880
11	23.265	33.650	28.546	22.270	1'47.731	278,5	9:30'16.611

8° 54 T. RAZGATLIOGLU (1'47.668)							
Lap	Seg.1	Seg.2	Seg.3	Seg.4	Lap Time	km/h	Local Time
1		35.139	29.190	23.134		146,6	9:02'01.355
2	22.903	33.745	28.673	22.806	1'48.127	277,8	9:03'49.482
3	25.831	34.037	28.867	22.835	1'51.570	278,5	9:05'41.052
4	22.952	33.576	28.522	22.618	1'47.668	275,7	9:07'28.720
5	22.901	37.159	39.010	7'58.717	9'37.787P	274,3	9:17'06.507
6	37.451	35.298	29.403	22.815	2'04.967P	207,8	9:19'11.474
7	23.106	33.750	29.388	23.686	1'49.930	275,7	9:21'01.404
8	23.064	33.858	37.378	3'52.406	5'26.706P	272,9	9:26'28.110
9	39.016	35.327	28.863	22.978	2'06.184P	182,6	9:28'34.294
10	23.024	33.938	28.740	22.632	1'48.334	275,0	9:30'22.628

5° 66 T. SYKES (1'47.197)							
Lap	Seg.1	Seg.2	Seg.3	Seg.4	Lap Time	km/h	Local Time
1							9:00'49.542
2	46.295	36.236	31.120	24.285	2'17.936P	180,7	9:03'07.478

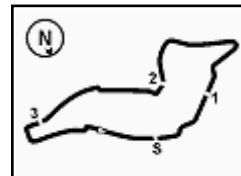
9° 60 M. VAN DER MARK (1'47.708)							
Lap	Seg.1	Seg.2	Seg.3	Seg.4	Lap Time	km/h	Local Time
1							8:59'53.931
2	40.495	36.308	29.514	22.840	2'09.157P	189,3	9:02'03.088
3	23.188	33.794	28.795	22.634	1'48.411	276,4	9:03'51.499
4	23.144	33.935	28.778	22.655	1'48.512	273,6	9:05'40.011
5	22.952	33.834	28.682	22.910	1'48.378C	276,4	9:07'28.389
6	29.448	37.237	35.466	7'33.513	9'15.664P	206,6	9:16'44.053
7	54.541	38.539	32.143	22.860	2'28.083P	127,9	9:19'12.136
8	23.101	33.647	28.530	22.532	1'47.810	272,2	9:20'59.946
9	22.879	33.627	28.530	22.699	1'47.735	277,1	9:22'47.681
10	23.146	33.611	28.446	22.505	1'47.708	272,2	9:24'35.389

11/05/2019

P = Pits In/Out - C = Lap Time Cancelled

These data/results cannot be reproduced, stored and/or transmitted in whole or in part by any manner of electronic, mechanical, photocopying, recording, broadcasting or otherwise now known or herein after developed without the previous express consent by the copyright owner, except for reproduction in daily press and regular printed publications on sale to the public within 60 days of the event related to those data/results and always provided that copyright symbol appears together as follows below.

© DORNA WSBK ORGANIZATION Srl 2019



Pirelli Italian Round, 10-12 May 2019 Chronological Analysis Free Practice 3rd Session

11	22.890	33.582	28.676	22.988	1'48.136	272,9	9:26'23.525
12	22.954	34.068	28.755	22.871	1'48.648	275,7	9:28'12.173
13	23.084	33.795	28.505	22.651	1'48.035	275,0	9:30'00.208

5	23.825	34.587	29.046	22.893	1'50.351	242,3	9:07'42.293
6	23.201	36.468	30.884	7'41.396	9'11.949P	271,5	9:16'54.242
7	44.117	36.249	29.684	22.971	2'13.021P	186,0	9:19'07.263
8	23.323	34.068	29.006	22.884	1'49.281	272,2	9:20'56.544
9	23.182	33.903	28.993	22.793	1'48.871	271,5	9:22'45.415
10	23.241	34.142	28.609	22.728	1'48.720	268,8	9:24'34.135
11	23.245	34.038	28.815	22.824	1'48.922	269,5	9:26'23.057
12	23.205	34.154	29.340	22.845	1'49.544	268,8	9:28'12.601
13	23.136	33.831	28.796	22.818	1'48.581	266,8	9:30'01.182

10° 28 M. REITERBERGER (1'47.753)

Lap	Seg.1	Seg.2	Seg.3	Seg.4	Lap Time	km/h	Local Time
1							9:00'00.462
2	38.045	35.795	29.632	24.177	2'07.649P	210,3	9:02'08.111
3	23.240	33.754	29.433	22.761	1'49.188	265,5	9:03'57.299
4	22.867	33.466	28.794	22.741	1'47.868	279,3	9:05'45.167
5	22.930	33.993	28.832	22.609	1'48.364	267,5	9:07'33.531
6	23.016	34.968	37.304	7'50.511	9'25.799P	278,5	9:16'59.330
7	39.660	38.010	32.813	22.859	2'13.342P	199,4	9:19'12.672
8	24.721	34.095	28.975	22.527	1'50.318	277,8	9:21'02.990
9	23.148	33.852	28.898	22.469	1'48.367	282,9	9:22'51.357
10	22.928	33.713	28.731	22.916	1'48.288	271,5	9:24'39.645
11	22.990	33.476	28.684	22.603	1'47.753	280,0	9:26'27.398
12	23.366	35.481	30.419	23.533	1'52.799	278,5	9:28'20.197
13	23.099	33.773	28.495	22.648	1'48.015	277,8	9:30'08.212

15° 52 A. DELBIANCO (1'48.594)

Lap	Seg.1	Seg.2	Seg.3	Seg.4	Lap Time	km/h	Local Time
1							9:02'13.060
2	23.648	34.542	34.456	23.236	1'55.882	260,4	9:04'08.942
3	23.381	34.488	28.972	23.071	1'49.912	262,9	9:05'58.854
4	23.436	34.380	29.195	22.997	1'50.008	275,0	9:07'48.862
5	24.044	38.272	35.992	7'20.456	8'58.764P	271,5	9:16'47.626
6	50.719	37.527	30.694	23.726	2'22.666P		9:19'10.292
7	23.150	33.968	28.915	22.587	1'48.620	267,5	9:20'58.912
8	23.373	33.937	28.980	22.767	1'49.057	270,2	9:22'47.969
9	23.231	33.924	28.731	22.708	1'48.594	268,2	9:24'36.563
10	27.505	37.927	40.128	1'03.159	2'48.719P	260,4	9:27'25.282
11	38.335	35.901	30.297	24.337	2'08.870P	197,2	9:29'34.152

11° 81 J. TORRES (1'47.975)

Lap	Seg.1	Seg.2	Seg.3	Seg.4	Lap Time	km/h	Local Time
1							8:59'52.253
2	41.990	36.212	30.044	23.163	2'11.409P	153,5	9:02'03.662
3	23.214	33.994	43.226	23.685	2'04.119C	269,5	9:04'07.781
4	23.013	33.805	28.800	22.779	1'48.397	270,2	9:05'56.178
5	23.262	33.664	31.441	22.988	1'51.355	277,1	9:07'47.533
6	24.019	39.172	34.730	7'48.782	9'26.703P	277,1	9:17'14.236
7	38.271	35.195	29.555	23.077	2'06.098P	214,4	9:19'20.334
8	24.254	34.397	28.848	22.803	1'50.302	279,3	9:21'10.636
9	23.213	33.957	30.282	22.757	1'50.209	274,3	9:23'00.845
10	23.049	33.675	28.620	22.631	1'47.975	272,2	9:24'48.820
11	22.979	33.915	28.789	22.798	1'48.481	277,8	9:26'37.301
12	22.952	33.813	28.703	22.641	1'48.109	274,3	9:28'25.410
13	23.016	33.920	28.800	22.557	1'48.293	272,2	9:30'13.703

16° 87 L. ZANETTI (1'48.786)

Lap	Seg.1	Seg.2	Seg.3	Seg.4	Lap Time	km/h	Local Time
1							8:59'52.588
2	42.587	36.646	29.407	23.572	2'12.212P	138,6	9:02'04.800
3	23.328	34.959	29.101	23.082	1'50.470	264,2	9:03'55.270
4	25.143	37.376	29.230	25.698	1'57.447	283,7	9:05'52.717
5	23.199	36.122	29.803	23.488	1'52.612	267,5	9:07'45.329
6	23.372	37.343	35.087	7'21.734	8'57.536P	268,2	9:16'42.865
7	46.117	35.735	32.268	25.925	2'20.045P	205,5	9:19'02.910
8	23.067	34.389	28.660	22.949	1'49.065	280,0	9:20'51.975
9	24.898	37.437	31.133	22.887	1'56.355	281,4	9:22'48.330
10	22.996	33.950	31.674	23.027	1'51.647	262,3	9:24'39.977
11	22.961	34.014	28.904	22.981	1'48.860	270,9	9:26'28.837
12	22.936	34.164	28.764	22.922	1'48.786	276,4	9:28'17.623
13	22.890	34.208	29.380	23.534	1'50.012	277,8	9:30'07.635

12° 2 L. CAMIER (1'48.184)

Lap	Seg.1	Seg.2	Seg.3	Seg.4	Lap Time	km/h	Local Time
1							8:59'53.816
2	41.653	36.610	29.530	24.051	2'11.844P	181,3	9:02'05.660
3	25.509	36.324	30.291	3'50.599	5'22.723P	256,7	9:07'28.383
4	42.860	36.898	35.186	7'27.372	9'22.316P	154,8	9:16'50.699
5	47.388	37.576	30.737	23.630	2'19.331P		9:19'10.030
6	23.105	33.851	28.640	22.653	1'48.249	269,5	9:20'58.279
7	22.980	33.714	28.765	22.725	1'48.184	273,6	9:22'46.463
8	23.095	33.770	28.750	22.713	1'48.328	271,5	9:24'34.791
9	23.093	33.769	28.788	22.875	1'48.525	270,9	9:26'23.316
10	24.370	35.769	33.803	25.103	1'59.045	212,3	9:28'22.361
11	23.048	33.859	28.695	22.643	1'48.245	272,9	9:30'10.606

17° 80 H. BARBERA (1'49.101)

Lap	Seg.1	Seg.2	Seg.3	Seg.4	Lap Time	km/h	Local Time
1							8:59'52.994
2	42.197	35.971	29.781	23.488	2'11.437P	161,3	9:02'04.431
3	23.182	33.943	29.188	22.962	1'49.275	266,8	9:03'53.706
4	23.213	33.949	34.185	23.069	1'54.416	271,5	9:05'48.122
5	23.204	34.034	29.419	22.951	1'49.608	266,8	9:07'37.730
6	23.385	35.114	33.344	9'47.707	11'19.550P	266,2	9:18'57.280
7	41.048	35.799	31.047	23.519	2'11.413CP	166,0	9:21'08.693
8	23.672	35.833	30.174	22.984	1'52.663	274,3	9:23'01.356
9	23.251	34.110	29.196	22.973	1'49.530	272,9	9:24'50.886
10	23.231	34.037	29.225	23.094	1'49.587	264,9	9:26'40.473
11	25.397	36.894	29.131	23.014	1'54.436	259,2	9:28'34.909
12	23.326	34.037	28.891	22.847	1'49.101	261,7	9:30'24.010

13° 21 M. RINALDI (1'48.496)

Lap	Seg.1	Seg.2	Seg.3	Seg.4	Lap Time	km/h	Local Time
1		36.503	29.826	27.098		206,6	9:02'16.480
2	23.096	33.973	29.035	23.112	1'49.216	275,0	9:04'05.696
3	22.733	33.811	29.081	22.871	1'48.496	282,2	9:05'54.192

14° 23 R. KIYONARI (1'48.581)

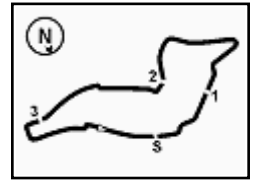
Lap	Seg.1	Seg.2	Seg.3	Seg.4	Lap Time	km/h	Local Time
1							8:59'59.375
2	43.057	36.263	30.297	23.790	2'13.407P	179,2	9:02'12.782
3	23.636	34.446	29.078	23.117	1'50.277	257,3	9:04'03.059
4	23.051	34.000	29.061	22.771	1'48.883	270,2	9:05'51.942

18° 11 S. CORTESE (1'49.235)

Lap	Seg.1	Seg.2	Seg.3	Seg.4	Lap Time	km/h	Local Time
1							8:59'57.500
2	41.283	35.924	30.044	23.795	2'11.046P	195,4	9:02'08.546
3	23.388	33.869	29.464	22.908	1'49.629	257,9	9:03'58.175
4	23.872	35.330	32.887	23.027	1'55.116	264,2	9:05'53.291
5	23.414	34.927	29.842	23.053	1'51.236	249,0	9:07'44.527
6	23.759	38.278	36.280	8'25.692	10'04.009P	262,9	9:17'48.536

11/05/2019 P = Pits In/Out - C = Lap Time Cancelled

These data/results cannot be reproduced, stored and/or transmitted in whole or in part by any manner of electronic, mechanical, photocopying, recording, broadcasting or otherwise now known or herein



Imola Circuit 4.936 m

3 / 3

Pirelli Italian Round, 10-12 May 2019 Chronological Analysis Free Practice 3rd Session

7	37.321	35.537	29.681	23.059	2'05.598P	214,4	9:19'54.134
8	23.422	33.917	28.771	24.639	1'50.749	262,9	9:21'44.883
9	23.074	34.046	29.089	23.026	1'49.235	275,7	9:23'34.118
10	23.328	34.143	28.998	22.979	1'49.448	266,2	9:25'23.566
11	23.406	34.116	29.081	23.008	1'49.611	271,5	9:27'13.177

19° 46 T. BRIDEWELL (1'51.916)							
Lap	Seg.1	Seg.2	Seg.3	Seg.4	Lap Time	km/h	Local Time
1		41.187	31.807	40.458		146,4	9:02'25.500
2	4'05.021	37.051	36.117	22.388	5'40.577CP	190,6	9:08'06.077
3	29.885	36.984	31.162	40.436	2'18.467CP	249,0	9:10'24.544
4	14'22.003	36.010	31.060	24.168	15'53.241P	200,5	9:26'17.785
5	34.646	36.523	31.260	23.828	2'06.257	272,9	9:28'24.042
6	23.831	34.991	29.545	23.549	1'51.916	248,4	9:30'15.958

11/05/2019 P = Pits In/Out - C = Lap Time Cancelled

These data/results cannot be reproduced, stored and/or transmitted in whole or in part by any manner of electronic, mechanical, photocopying, recording, broadcasting or otherwise now known or herein after developed without the previous express consent by the copyright owner, except for reproduction in daily press and regular printed publications on sale to the public within 60 days of the event related to those data/results and always provided that copyright symbol appears together as follows below.

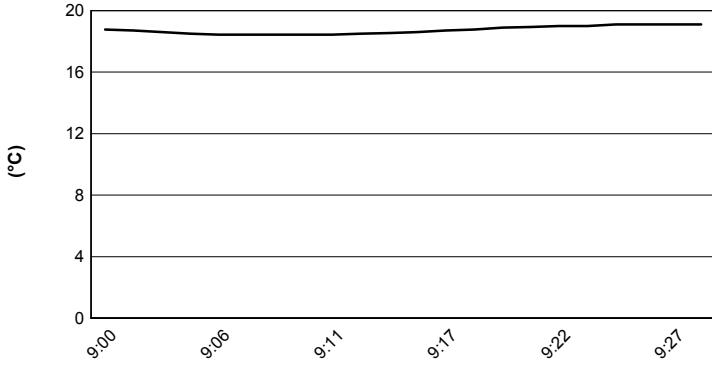
© DORNA WSBK ORGANIZATION Srl 2019



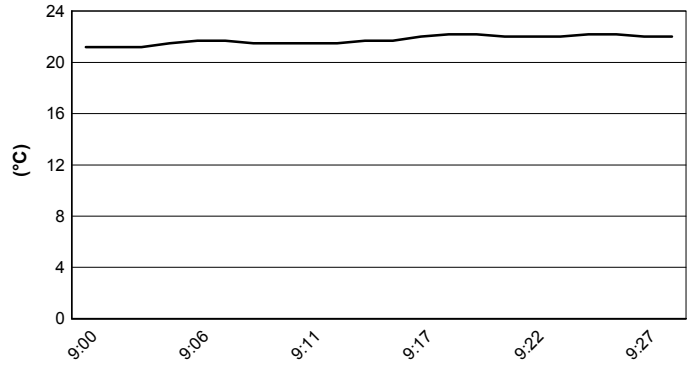
Pirelli Italian Round, 10-12 May 2019
Weather Report Free Practice 3rd Session
 Session started 09:00 - Session ended 9:30

Imola Circuit 4.936 m

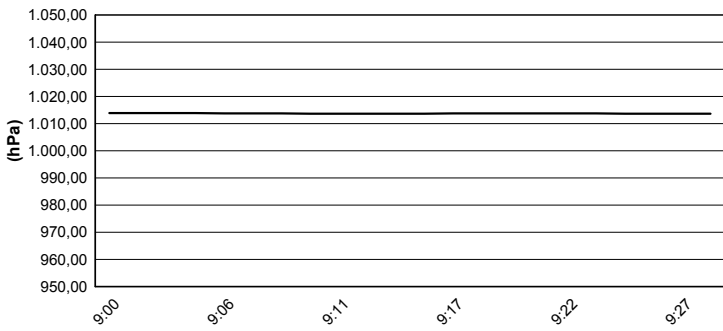
Air Temperature



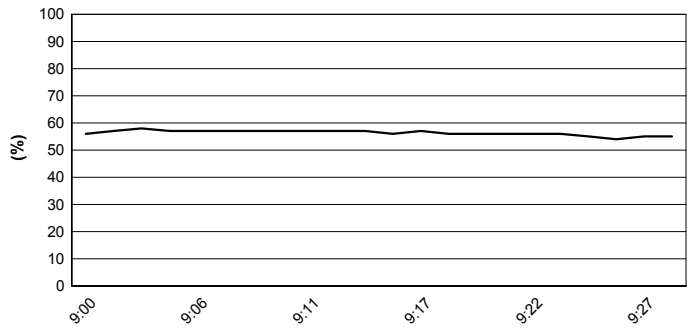
Track Temperature



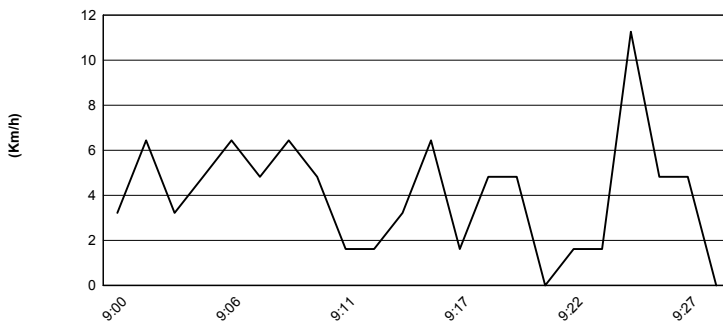
Air Pressure



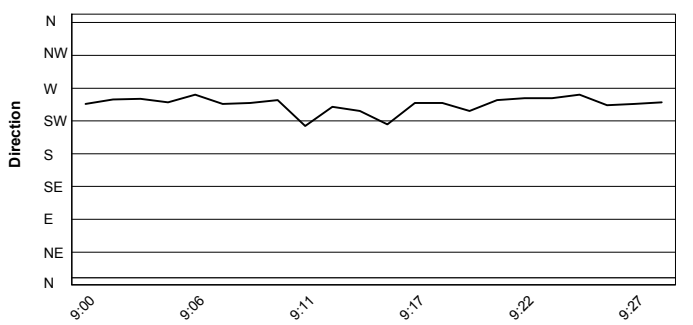
Humidity



Wind Speed



Wind Direction



11/05/2019

These data/results cannot be reproduced, stored and/or transmitted in whole or in part by any manner of electronic, mechanical, photocopying, recording, broadcasting or otherwise now known or herein after developed without the previous express consent by the copyright owner, except for reproduction in daily press and regular printed publications on sale to the public within 60 days of the event related to those data/results and always provided that copyright symbol appears together as follows below.

© DORNA WSBK ORGANIZATION Srl 2019