

Imola Circuit 4.936 m

1 / 2

## Pirelli Italian Round, 10-12 May 2019

### Results Tissot Superpole

No.	Rider	Nat	Team	Bike	Class	Time	Gap	Rel.	Laps	Speed	
										Avg	Max
1	7 C. DAVIES	GBR	ARUBA.IT Racing - Ducati	Ducati Panigale V4 R		<b>1'45.180</b>			12	168,945	<b>285,9</b>
2	1 J. REA	GBR	Kawasaki Racing Team WorldSBK	Kawasaki ZX-10RR		<b>1'45.307</b>	0.127	0.127	11	168,741	<b>282,2</b>
3	19 A. BAUTISTA	ESP	ARUBA.IT Racing - Ducati	Ducati Panigale V4 R		<b>1'46.081</b>	0.901	0.774	11	167,510	<b>283,7</b>
4	91 L. HASLAM	GBR	Kawasaki Racing Team WorldSBK	Kawasaki ZX-10RR		<b>1'46.288</b>	1.108	0.207	7	167,184	<b>277,8</b>
5	22 A. LOWES	GBR	Pata Yamaha WorldSBK Team	Yamaha YZF R1		<b>1'46.306</b>	1.126	0.018	11	167,155	<b>277,1</b>
6	66 T. SYKES	GBR	BMW Motorrad WorldSBK Team	BMW S1000 RR		<b>1'46.358</b>	1.178	0.052	8	167,073	<b>278,5</b>
7	28 M. REITERBERGER	GER	BMW Motorrad WorldSBK Team	BMW S1000 RR		<b>1'46.599</b>	1.419	0.241	12	166,696	<b>280,0</b>
8	60 M. VAN DER MARK	NED	Pata Yamaha WorldSBK Team	Yamaha YZF R1		<b>1'46.794</b>	1.614	0.195	10	166,391	<b>279,3</b>
9	81 J. TORRES	ESP	Team Pedercini Racing	Kawasaki ZX-10RR	IND	<b>1'46.844</b>	1.664	0.050	13	166,314	<b>277,1</b>
10	11 S. CORTESE	GER	GRT Yamaha WorldSBK	Yamaha YZF R1	IND	<b>1'47.073</b>	1.893	0.229	10	165,958	<b>272,2</b>
11	54 T. RAZGATLIOGLU	TUR	Turkish Puccetti Racing	Kawasaki ZX-10RR	IND	<b>1'47.169</b>	1.989	0.096	11	165,809	<b>277,8</b>
12	33 M. MELANDRI	ITA	GRT Yamaha WorldSBK	Yamaha YZF R1	IND	<b>1'47.222</b>	2.042	0.053	9	165,727	<b>277,1</b>
13	87 L. ZANETTI	ITA	Motocorsa Racing	Ducati Panigale V4 R	IND	<b>1'47.418</b>	2.238	0.196	10	165,425	<b>280,7</b>
14	80 H. BARBERA	ESP	Orelac Racing VerdNatura	Kawasaki ZX-10RR	IND	<b>1'48.254</b>	3.074	0.836	10	164,147	<b>274,3</b>
15	23 R. KIYONARI	JPN	Moriwaki Althea Honda Team	Honda CBR1000RR		<b>1'48.290</b>	3.110	0.036	13	164,093	<b>274,3</b>
16	46 T. BRIDEWELL	GBR	Team Goeleven	Ducati Panigale V4 R	IND	<b>1'48.743</b>	3.563	0.453	12	163,409	<b>275,7</b>
17	21 M. RINALDI	ITA	BARNI Racing Team	Ducati Panigale V4 R	IND	<b>1'48.783</b>	3.603	0.040	1	163,349	<b>277,8</b>
18	52 A. DELBIANCO	ITA	Althea Mie Racing Team	Honda CBR1000RR	IND	<b>1'49.084</b>	3.904	0.301	8	162,898	<b>268,8</b>
19	2 L. CAMIER	GBR	Moriwaki Althea Honda Team	Honda CBR1000RR					2		<b>272,2</b>

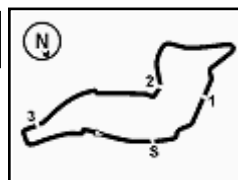
AIR	Humidity:	46%	Temp:	21°C
TRACK	Condition:	Dry	Temp:	27°C

Records	Pole	(SP2)	2016	C.Davies	1'45.598	168,280	Km/h
	Race	(RC1)	2017	C.Davies	1'46.393	167,020	Km/h
	All Times	(SP2)	2016	C.Davies	1'45.598	168,280	Km/h

Start 11/05/2019 11:00 End 11:49 The results are provisional until the end of the time limit for protests and appeals and the completion of the technical checks.

These data/results cannot be reproduced, stored and/or transmitted in whole or in part by any manner of electronic, mechanical, photocopying, recording, broadcasting or otherwise now known or herein after developed without the previous express consent by the copyright owner, except for reproduction in daily press and regular printed publications on sale to the public within 60 days of the event related to those data/results and always provided that copyright symbol appears together as follows below.

© DORNA WSBK ORGANIZATION Srl 2019



## Pirelli Italian Round, 10-12 May 2019

### Results Tissot Superpole

#### Session Highlights

Local Time	No. Rider	Description
11.00.00		Start
11.00.55	21 M. RINALDI	Crashed - Turn 5
11.00.58		RED FLAG
11.15.00		Session Restart
11.17.43		RED FLAG
11.18.08	2 L. CAMIER	Crashed - Turn 2
11.18.08	11 S. CORTESE	Crashed - Turn 2
11.18.24	11 S. CORTESE	Re-joined
11.19.06	2 L. CAMIER	Medical Centre
11.26.00		Session Restart
11.31.00	52 A. DELBIANCO	Crashed - Turn 7
11.31.20	46 T. BRIDEWELL	Current Lap Cancelled - Exceeded Track Limits - Turn 14
11.31.56	52 A. DELBIANCO	Re-joined
11.33.24	23 R. KIYONARI	On Asphalt - Re-Joined - Turn 10
11.33.27	23 R. KIYONARI	Current Lap Cancelled - Exceeded Track Limits - Turn 14
11.33.55	33 M. MELANDRI	On the Gravel - Re-Joined - Turn 18
11.42.29		New All Time Lap Record
11.44.49	52 A. DELBIANCO	On Asphalt - Re-Joined - Turn 12
11.45.03	87 L. ZANETTI	On Asphalt - Re-Joined - Turn 12
11.46.21		WorldSSP SP Pit Lane Will Open at 12.00
11.46.43	52 A. DELBIANCO	Current Lap Cancelled - Exceeded Track Limits - Turn 12
11.46.50	80 H. BARBERA	Current Lap Cancelled - Exceeded Track Limits - Turn 14
11.49.45		End Of Session

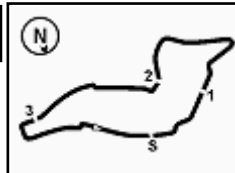
#### Fastest Laps Sequence

No.	Rider	Nat	Team	Bike	Local Time	Time	Gap	Avg
23	R. KIYONARI	JPN	Moriwaki Althea Honda Team	Honda CBR1000RR	11:30'03.169	<b>1'48.908</b>		163,162
81	J. TORRES	ESP	Team Pedercini Racing	Kawasaki ZX-10RR	11:30'07.592	<b>1'47.671</b>	-1.237	165,036
19	A. BAUTISTA	ESP	ARUBA.IT Racing - Ducati	Ducati Panigale V4 R	11:30'15.024	<b>1'46.328</b>	-1.343	167,121
1	J. REA	GBR	Kawasaki Racing Team WorldSBK	Kawasaki ZX-10RR	11:31'05.349	<b>1'45.754</b>	-0.574	168,028
1	J. REA	GBR	Kawasaki Racing Team WorldSBK	Kawasaki ZX-10RR	11:42'23.943	<b>1'45.307</b>	-0.447	168,741
7	C. DAVIES	GBR	ARUBA.IT Racing - Ducati	Ducati Panigale V4 R	11:44'18.257	<b>1'45.180</b>	-0.127	168,945

Start 11:00 End 11:49 The results are provisional until the end of the time limit for protests and appeals and the completion of the technical checks.

These data/results cannot be reproduced, stored and/or transmitted in whole or in part by any manner of electronic, mechanical, photocopying, recording, broadcasting or otherwise now known or herein after developed without the previous express consent by the copyright owner, except for reproduction in daily press and regular printed publications on sale to the public within 60 days of the event related to those data/results and always provided that copyright symbol appears together as follows below.

© DORNA WSBK ORGANIZATION Srl 2019



Imola Circuit 4.936 m

## Pirelli Italian Round, 10-12 May 2019 Best Sectors & Speed Tissot Superpole

BEST LAP			
1	7 C. DAVIES	Ducati Panigale V4 R	1'45.180
2	1 J. REA	Kawasaki ZX-10RR	1'45.307
3	19 A. BAUTISTA	Ducati Panigale V4 R	1'46.081
4	91 L. HASLAM	Kawasaki ZX-10RR	1'46.288
5	22 A. LOWES	Yamaha YZF R1	1'46.306
6	66 T. SYKES	BMW S1000 RR	1'46.358
7	28 M. REITERBERGER	BMW S1000 RR	1'46.599
8	60 M. VAN DER MARK	Yamaha YZF R1	1'46.794
9	81 J. TORRES	Kawasaki ZX-10RR	1'46.844
10	11 S. CORTESE	Yamaha YZF R1	1'47.073
11	54 T. RAZGATLIOGLU	Kawasaki ZX-10RR	1'47.169
12	33 M. MELANDRI	Yamaha YZF R1	1'47.222
13	87 L. ZANETTI	Ducati Panigale V4 R	1'47.418
14	80 H. BARBERA	Kawasaki ZX-10RR	1'48.254
15	23 R. KIYONARI	Honda CBR1000RR	1'48.290
16	46 T. BRIDEWELL	Ducati Panigale V4 R	1'48.743
17	21 M. RINALDI	Ducati Panigale V4 R	1'48.783
18	52 A. DELBIANCO	Honda CBR1000RR	1'49.084
19	2 L. CAMIER	Honda CBR1000RR	

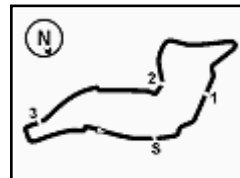
SPEED			
1	7 C. DAVIES	Ducati Panigale V4 R	285.9
2	19 A. BAUTISTA	Ducati Panigale V4 R	283.7
3	1 J. REA	Kawasaki ZX-10RR	282.2
4	87 L. ZANETTI	Ducati Panigale V4 R	280.7
5	28 M. REITERBERGER	BMW S1000 RR	280.0
6	60 M. VAN DER MARK	Yamaha YZF R1	279.3
7	66 T. SYKES	BMW S1000 RR	278.5
8	54 T. RAZGATLIOGLU	Kawasaki ZX-10RR	277.8
9	91 L. HASLAM	Kawasaki ZX-10RR	277.8
10	21 M. RINALDI	Ducati Panigale V4 R	277.8
11	33 M. MELANDRI	Yamaha YZF R1	277.1
12	81 J. TORRES	Kawasaki ZX-10RR	277.1
13	22 A. LOWES	Yamaha YZF R1	277.1
14	46 T. BRIDEWELL	Ducati Panigale V4 R	275.7
15	23 R. KIYONARI	Honda CBR1000RR	274.3
16	80 H. BARBERA	Kawasaki ZX-10RR	274.3
17	11 S. CORTESE	Yamaha YZF R1	272.2
18	2 L. CAMIER	Honda CBR1000RR	272.2
19	52 A. DELBIANCO	Honda CBR1000RR	268.8

SEG. 1			SEG. 2			SEG. 3			SEG. 4		
1	7 C. DAVIES	22.351	1	1 J. REA	32.862	1	7 C. DAVIES	27.702	1	1 J. REA	22.030
2	19 A. BAUTISTA	22.409	2	7 C. DAVIES	32.962	2	1 J. REA	27.855	2	7 C. DAVIES	22.165
3	1 J. REA	22.503	3	11 S. CORTESE	33.075	3	19 A. BAUTISTA	28.108	3	22 A. LOWES	22.200
4	33 M. MELANDRI	22.571	4	91 L. HASLAM	33.126	4	91 L. HASLAM	28.123	4	28 M. REITERBERGER	22.322
5	87 L. ZANETTI	22.614	5	66 T. SYKES	33.138	5	66 T. SYKES	28.123	5	91 L. HASLAM	22.344
6	66 T. SYKES	22.625	6	22 A. LOWES	33.162	6	22 A. LOWES	28.140	6	19 A. BAUTISTA	22.344
7	91 L. HASLAM	22.626	7	19 A. BAUTISTA	33.213	7	60 M. VAN DER MARK	28.200	7	33 M. MELANDRI	22.376
8	54 T. RAZGATLIOGLU	22.647	8	28 M. REITERBERGER	33.218	8	28 M. REITERBERGER	28.228	8	54 T. RAZGATLIOGLU	22.402
9	60 M. VAN DER MARK	22.684	9	60 M. VAN DER MARK	33.265	9	81 J. TORRES	28.323	9	60 M. VAN DER MARK	22.417
10	81 J. TORRES	22.753	10	81 J. TORRES	33.275	10	33 M. MELANDRI	28.332	10	66 T. SYKES	22.460
11	22 A. LOWES	22.762	11	54 T. RAZGATLIOGLU	33.463	11	54 T. RAZGATLIOGLU	28.370	11	81 J. TORRES	22.493
12	28 M. REITERBERGER	22.790	12	23 R. KIYONARI	33.544	12	87 L. ZANETTI	28.459	12	87 L. ZANETTI	22.493
13	21 M. RINALDI	22.816	13	33 M. MELANDRI	33.550	13	11 S. CORTESE	28.467	13	11 S. CORTESE	22.572
14	23 R. KIYONARI	22.885	14	80 H. BARBERA	33.651	14	80 H. BARBERA	28.607	14	23 R. KIYONARI	22.634
15	11 S. CORTESE	22.954	15	87 L. ZANETTI	33.733	15	23 R. KIYONARI	28.708	15	80 H. BARBERA	22.658
16	80 H. BARBERA	23.028	16	46 T. BRIDEWELL	33.808	16	46 T. BRIDEWELL	28.893	16	52 A. DELBIANCO	22.754
17	46 T. BRIDEWELL	23.097	17	52 A. DELBIANCO	33.817	17	52 A. DELBIANCO	28.939	17	21 M. RINALDI	22.906
18	52 A. DELBIANCO	23.180	18	21 M. RINALDI	34.085	18	21 M. RINALDI	28.976	18	46 T. BRIDEWELL	22.945
			19	2 L. CAMIER	43.113	19	2 L. CAMIER	30.043	19	2 L. CAMIER	23.774

11/05/2019

These data/results cannot be reproduced, stored and/or transmitted in whole or in part by any manner of electronic, mechanical, photocopying, recording, broadcasting or otherwise now known or herein after developed without the previous express consent by the copyright owner, except for reproduction in daily press and regular printed publications on sale to the public within 60 days of the event related to those data/results and always provided that copyright symbol appears together as follows below.

© DORNA WSBK ORGANIZATION Srl 2019



Imola Circuit 4.936 m

## Pirelli Italian Round, 10-12 May 2019

### Ideal Times Tissot Superpole

No.	Rider	Nat	Bike	Seg. 1	Seg. 2	Seg. 3	Seg. 4	Ideal Time					
				Diff. 1	Diff. 2	Diff. 3	Diff. 4	Best Lap	Pos.	Diff.			
1	<b>7 C. DAVIES</b>	GBR	Ducati Panigale V4 R	22.351	32.962	<b>27.702</b>	22.165	<b>1'45.180</b>	1'45.180	1			
2	<b>1 J. REA</b>	GBR	Kawasaki ZX-10RR	22.503	<b>32.862</b>	27.855 +0.057	<b>22.030</b>	<b>1'45.250</b>	1'45.307	2	0.057		
3	<b>19 A. BAUTISTA</b>	ESP	Ducati Panigale V4 R	22.409	33.213	28.108 +0.007	22.344	<b>1'46.074</b>	1'46.081	3	0.007		
4	<b>91 L. HASLAM</b>	GBR	Kawasaki ZX-10RR	22.626 +0.069	33.126	28.123	22.344	<b>1'46.219</b>	1'46.288	4	0.069		
5	<b>22 A. LOWES</b>	GBR	Yamaha YZF R1	22.762 +0.027	33.162 +0.015	28.140	22.200	<b>1'46.264</b>	1'46.306	5	0.042		
6	<b>66 T. SYKES</b>	GBR	BMW S1000 RR	22.625	33.138	28.123	22.460 +0.012	<b>1'46.346</b>	1'46.358	6	0.012		
7	<b>28 M. REITERBERGER</b>	GER	BMW S1000 RR	22.790	33.218	28.228 +0.041	22.322	<b>1'46.558</b>	1'46.599	7	0.041		
8	<b>60 M. VAN DER MARK</b>	NED	Yamaha YZF R1	22.684	33.265	28.200 +0.096	22.417 +0.132	<b>1'46.566</b>	1'46.794	8	0.228		
9	<b>33 M. MELANDRI</b>	ITA	Yamaha YZF R1	22.571 +0.393	33.550	28.332	22.376	<b>1'46.829</b>	1'47.222	12	0.393		
10	<b>81 J. TORRES</b>	ESP	Kawasaki ZX-10RR	22.753	33.275	28.323	22.493	<b>1'46.844</b>	1'46.844	9			
11	<b>54 T. RAZGATLIOGLU</b>	TUR	Kawasaki ZX-10RR	22.647 +0.173	33.463	28.370 +0.114	22.402	<b>1'46.882</b>	1'47.169	11	0.287		
12	<b>11 S. CORTESE</b>	GER	Yamaha YZF R1	22.954	33.075	28.467 +0.005	22.572	<b>1'47.068</b>	1'47.073	10	0.005		
13	<b>87 L. ZANETTI</b>	ITA	Ducati Panigale V4 R	22.614 +0.026	33.733	28.459 +0.093	22.493	<b>1'47.299</b>	1'47.418	13	0.119		
14	<b>23 R. KIYONARI</b>	JPN	Honda CBR1000RR	22.885	33.544	28.708 +0.519	22.634	<b>1'47.771</b>	1'48.290	15	0.519		
15	<b>80 H. BARBERA</b>	ESP	Kawasaki ZX-10RR	23.028 +0.112	33.651 +0.198	28.607	22.658	<b>1'47.944</b>	1'48.254	14	0.310		
16	<b>52 A. DELBIANCO</b>	ITA	Honda CBR1000RR	23.180	33.817 +0.213	28.939 +0.036	22.754 +0.145	<b>1'48.690</b>	1'49.084	18	0.394		
17	<b>46 T. BRIDEWELL</b>	GBR	Ducati Panigale V4 R	23.097	33.808	28.893	22.945	<b>1'48.743</b>	1'48.743	16			
18	<b>21 M. RINALDI</b>	ITA	Ducati Panigale V4 R	22.816	34.085	28.976	22.906	<b>1'48.783</b>	1'48.783	17			
	<b>2 L. CAMIER</b>	GBR	Honda CBR1000RR	One or more sectors missing									
<b>Overall Ideal Time</b>				22.351	32.862	27.702	22.030	<b>1'44.945</b>					

11/05/2019

These data/results cannot be reproduced, stored and/or transmitted in whole or in part by any manner of electronic, mechanical, photocopying, recording, broadcasting or otherwise now known or herein after developed without the previous express consent by the copyright owner, except for reproduction in daily press and regular printed publications on sale to the public within 60 days of the event related to those data/results and always provided that copyright symbol appears together as follows below.

© DORNA WSBK ORGANIZATION Srl 2019

**PIRELLI PERUGIA TIMING**


Official Tyre Supplier

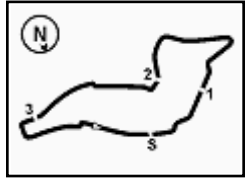


Official Timekeeper



4.4

WorldSBK 102/05



Imola Circuit 4.936 m

1 / 3

1° 7 C. DAVIES (1'45.180)

Table with 8 columns: Lap, Seg.1, Seg.2, Seg.3, Seg.4, Lap Time, km/h, Local Time. Contains 13 rows of lap data for 7 C. Davies.

2° 1 J. REA (1'45.307)

Table with 8 columns: Lap, Seg.1, Seg.2, Seg.3, Seg.4, Lap Time, km/h, Local Time. Contains 12 rows of lap data for 1 J. Rea.

3° 19 A. BAUTISTA (1'46.081)

Table with 8 columns: Lap, Seg.1, Seg.2, Seg.3, Seg.4, Lap Time, km/h, Local Time. Contains 12 rows of lap data for 19 A. Bautista.

4° 91 L. HASLAM (1'46.288)

Table with 8 columns: Lap, Seg.1, Seg.2, Seg.3, Seg.4, Lap Time, km/h, Local Time. Contains 8 rows of lap data for 91 L. Haslam.

5° 22 A. LOWES (1'46.306)

Table with 8 columns: Lap, Seg.1, Seg.2, Seg.3, Seg.4, Lap Time, km/h, Local Time. Contains 3 rows of lap data for 22 A. Lowes.

Table with 8 columns: Lap, Seg.1, Seg.2, Seg.3, Seg.4, Lap Time, km/h, Local Time. Contains 12 rows of lap data for 6° rider.

6° 66 T. SYKES (1'46.358)

Table with 8 columns: Lap, Seg.1, Seg.2, Seg.3, Seg.4, Lap Time, km/h, Local Time. Contains 9 rows of lap data for 66 T. Sykes.

7° 28 M. REITERBERGER (1'46.599)

Table with 8 columns: Lap, Seg.1, Seg.2, Seg.3, Seg.4, Lap Time, km/h, Local Time. Contains 13 rows of lap data for 28 M. Reiterberger.

8° 60 M. VAN DER MARK (1'46.794)

Table with 8 columns: Lap, Seg.1, Seg.2, Seg.3, Seg.4, Lap Time, km/h, Local Time. Contains 11 rows of lap data for 60 M. Van der Mark.

9° 81 J. TORRES (1'46.844)

Table with 8 columns: Lap, Seg.1, Seg.2, Seg.3, Seg.4, Lap Time, km/h, Local Time. Contains 8 rows of lap data for 81 J. Torres.

11/05/2019 P = Pits In/Out - C = Lap Time Cancelled

These data/results cannot be reproduced, stored and/or transmitted in whole or in part by any manner of electronic, mechanical, photocopying, recording, broadcasting or otherwise now known or herein after developed without the previous express consent by the copyright owner, except for reproduction in daily press and regular printed publications on sale to the public within 60 days of the event related to those data/results and always provided that copyright symbol appears together as follows below.

© DORNA WSBK ORGANIZATION Srl 2019

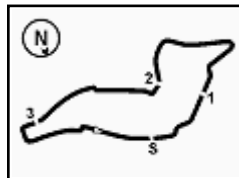
FIOR PERUGIA TIMING



Official Tyre Supplier



Official Timekeeper



Imola Circuit 4.936 m

2 / 3

## Pirelli Italian Round, 10-12 May 2019 Chronological Analysis Tissot Superpole

9	23.006	33.526	28.615	22.664	1'47.811	275,0	11:35'32.566
10	22.926	33.498	28.678	22.882	1'47.984	275,0	11:37'20.550
11	23.301	33.963	28.798	4'24.759	5'50.821P	266,2	11:43'11.371
12	35.921	35.674	35.572	24.717	2'11.884P	218,3	11:45'23.255
13	<b>22.753</b>	<b>33.275</b>	<b>28.323</b>	<b>22.493</b>	<b>1'46.844</b>	276,4	11:47'10.099
14	22.826	33.422	28.466	22.569	1'47.283	<b>277,1</b>	11:48'57.382

10° 11 S. CORTESE (1'47.073)							
Lap	Seg.1	Seg.2	Seg.3	Seg.4	Lap Time	km/h	Local Time
1		34.687	34.539	13'01.503		189,9	11:14'38.631
2	51.158	45.199	30.772	23.888	2'31.017P	193,0	11:17'09.648
3	1'19.783	43.047	34.278	10'17.248	12'54.356P	<b>272,2</b>	11:30'04.000
4	45.840	37.057	29.774	23.358	2'16.029P		11:32'20.033
5	23.867	34.217	28.761	22.801	1'49.646	256,1	11:34'09.679
6	23.289	33.847	<b>28.467</b>	22.697	1'48.300	256,7	11:35'57.979
7	23.115	33.714	28.588	22.690	1'48.107	<b>272,2</b>	11:37'46.086
8	24.111	36.341	30.863	3'47.608	5'18.923P	270,9	11:43'05.009
9	38.082	39.067	36.212	31.039	2'24.400P	166,5	11:45'29.409
10	23.341	35.781	28.967	22.941	1'51.030	261,7	11:47'20.439
11	<b>22.954</b>	<b>33.075</b>	28.472	<b>22.572</b>	<b>1'47.073</b>	269,5	11:49'07.512

11° 54 T. RAZGATLIOGLU (1'47.169)							
Lap	Seg.1	Seg.2	Seg.3	Seg.4	Lap Time	km/h	Local Time
1							11:00'37.743
2	40.619	44.783	30.231	12'50.542	14'46.175P	219,2	11:15'23.918
3	44.413	38.023	28.951	23.033	2'14.420P	153,1	11:17'38.338
4	30.963	39.301	30.559	6'34.788	8'15.611P	250,2	11:25'53.949
5	57.506	40.707	36.233	22.884	2'37.330P		11:28'31.279
6	23.046	36.285	28.637	22.524	1'50.492	275,0	11:30'21.771
7	<b>22.647</b>	33.720	28.748	22.515	1'47.630	277,1	11:32'09.401
8	22.651	33.635	<b>28.370</b>	22.639	1'47.295	273,6	11:33'56.696
9	22.803	34.864	31.187	7'38.521	9'07.375P	270,2	11:43'04.071
10	36.733	40.216	43.652	24.097	2'24.698P	218,8	11:45'28.769
11	23.389	35.593	28.565	22.617	1'50.164	272,2	11:47'18.933
12	22.820	<b>33.463</b>	28.484	<b>22.402</b>	<b>1'47.169</b>	<b>277,8</b>	11:49'06.102

12° 33 M. MELANDRI (1'47.222)							
Lap	Seg.1	Seg.2	Seg.3	Seg.4	Lap Time	km/h	Local Time
1							10:59'56.959
2	38.272	37.322	34.681	13'00.269	14'50.544P	214,9	11:14'47.503
3	49.707	38.469	29.640	23.261	2'21.077P	132,6	11:17'08.580
4	22.952	38.582	31.711	7'37.771	9'11.016P	273,6	11:26'19.596
5	40.250	41.109	29.072	22.755	2'13.186P	185,7	11:28'32.782
6	<b>22.571</b>	33.710	28.627	22.539	1'47.447	<b>277,1</b>	11:30'20.229
7	22.780	34.990	29.465	23.084	1'50.319	<b>277,1</b>	11:32'10.548
8	22.848	33.640	28.578	7'11.719	8'36.785P	272,9	11:40'47.333
9	41.886	36.021	29.474	23.267	2'10.648P	174,9	11:42'57.981
10	22.964	<b>33.550</b>	<b>28.332</b>	<b>22.376</b>	<b>1'47.222</b>	270,9	11:44'45.203

13° 87 L. ZANETTI (1'47.418)							
Lap	Seg.1	Seg.2	Seg.3	Seg.4	Lap Time	km/h	Local Time
1		35.549	32.890	12'53.153		197,2	11:14'33.163
2	58.929	39.598	34.219	23.073	2'35.819P	153,3	11:17'08.982
3	22.841	37.026	32.005	7'11.900	8'43.772P	<b>280,7</b>	11:25'52.754
4	53.808	38.851	39.050	24.554	2'36.263P	122,9	11:28'29.017
5	22.983	34.775	30.571	23.443	1'51.772	275,7	11:30'20.789
6	22.797	33.992	<b>28.459</b>	22.710	1'47.958	261,7	11:32'08.747
7	22.644	33.869	28.546	22.733	1'47.792	280,0	11:33'56.539
8	23.892	35.161	29.062	5'57.758	7'25.873P	262,3	11:41'22.412
9	50.379	35.891	33.158	23.320	2'22.748P	178,9	11:43'45.160
10	<b>22.614</b>	34.180	45.206	27.666	2'09.666	275,0	11:45'54.826
11	22.640	<b>33.733</b>	28.552	<b>22.493</b>	<b>1'47.418</b>	277,1	11:47'42.244

14° 80 H. BARBERA (1'48.254)							
Lap	Seg.1	Seg.2	Seg.3	Seg.4	Lap Time	km/h	Local Time
1							11:14'35.542
2	53.569	37.828	33.227	27.361	2'31.985P	203,9	11:17'07.527
3	23.472	36.758	30.281	7'05.728	8'36.239P	259,2	11:25'43.766
4	45.165	36.191	44.536	25.939	2'31.831P	180,1	11:28'15.597
5	23.292	34.115	29.276	22.696	1'49.379	259,2	11:30'04.976
6	23.140	33.849	<b>28.607</b>	<b>22.658</b>	<b>1'48.254</b>	267,5	11:31'53.230
7	24.132	35.074	29.914	7'35.752	9'04.872P	256,1	11:40'58.102
8	1'06.840	41.229	32.329	26.469	2'46.867P		11:43'44.969
9	23.330	34.041	32.411	23.114	1'52.896	247,9	11:45'37.865
10	<b>23.028</b>	<b>33.651</b>	28.855	23.033	1'48.567C	273,6	11:47'26.432
11	25.729	35.490	29.784	25.985	1'56.988	<b>274,3</b>	11:49'23.420

15° 23 R. KIYONARI (1'48.290)							
Lap	Seg.1	Seg.2	Seg.3	Seg.4	Lap Time	km/h	Local Time
1							11:00'04.596
2	41.203	37.329	31.164	12'59.186	14'48.882P	198,7	11:14'53.478
3	42.722	39.145	30.904	24.514	2'17.285P	164,2	11:17'10.763
4	29.435	36.087	30.855	7'11.041	8'47.418P	253,1	11:25'58.181
5	47.724	35.559	29.628	23.169	2'16.080P	127,0	11:28'14.261
6	23.433	33.851	28.858	22.766	1'48.908	270,9	11:30'03.169
7	23.338	34.015	29.053	22.899	1'49.305	<b>274,3</b>	11:31'52.474
8	25.161	53.286	32.129	24.542	2'15.118C	257,3	11:34'07.592
9	30.773	34.259	28.969	22.853	1'56.854	234,4	11:36'04.446
10	23.110	34.064	28.746	22.814	1'48.734	272,9	11:37'53.180
11	23.155	33.787	<b>28.708</b>	22.821	1'48.471	271,5	11:39'41.651
12	23.848	34.955	29.115	2'38.695	4'06.613P	269,5	11:43'48.264
13	39.666	34.552	29.640	23.179	2'07.037P	202,8	11:45'55.301
14	<b>22.885</b>	<b>33.544</b>	29.227	<b>22.634</b>	<b>1'48.290</b>	272,9	11:47'43.591

16° 46 T. BRIDEWELL (1'48.743)							
Lap	Seg.1	Seg.2	Seg.3	Seg.4	Lap Time	km/h	Local Time
1		37.304	31.569	40.683		C 195,8	11:02'21.330
2	13'09.431	41.501	35.769	24.271	14'50.972P	170,2	11:17'12.302
3	28.199	36.118	30.990	38.087	2'13.394CP	256,7	11:19'25.696
4	7'03.782	36.023	46.310	24.256	8'50.371P	205,9	11:28'16.067
5	23.661	34.608	29.294	23.218	1'50.781	249,6	11:30'06.848
6	23.309	34.289	32.822	29.223	1'59.643C	267,5	11:32'06.491
7	28.885	34.459	29.227	23.368	1'55.939P	248,4	11:34'02.430
8	23.333	34.330	29.221	23.320	1'50.204	261,0	11:35'52.634
9	23.124	34.300	29.104	23.164	1'49.692	270,2	11:37'42.326
10	23.691	35.075	29.682	36.333	2'04.781P	269,5	11:39'47.107
11	3'43.720	35.443	29.636	22.996	5'11.795P	203,1	11:44'58.902
12	<b>23.097</b>	<b>33.808</b>	<b>28.893</b>	<b>22.945</b>	<b>1'48.743</b>	<b>275,7</b>	11:46'47.645
13	23.546	35.062	30.391	37.430	2'06.429P	<b>275,7</b>	11:48'54.074

17° 21 M. RINALDI (1'48.783)							
Lap	Seg.1	Seg.2	Seg.3	Seg.4	Lap Time	km/h	Local Time
1		36.950	29.800	23.351		200,1	11:45'54.157
2	<b>22.816</b>	<b>34.085</b>	<b>28.976</b>	<b>22.906</b>	<b>1'48.783</b>	<b>277,8</b>	11:47'42.940

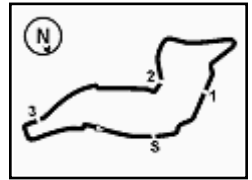
18° 52 A. DELBIANCO (1'49.084)							
Lap	Seg.1	Seg.2	Seg.3	Seg.4	Lap Time	km/h	Local Time
1		35.336	33.859	13'03.171		204,7	11:14'40.756
2	52.599	43.233	30.200	23.547	2'29.579P	143,5	11:17'10.335
3	26.644	36.831	32.683	6'58.700	8'34.858P	260,4	11:25'45.193
4	1'06.151	35.292	30.828	22.887	2'35.158P		11:28'20.351
5	<b>23.180</b>	34.030	28.975	22.899	<b>1'49.084</b>	265,5	11:30'09.435
6	23.288	1'33.627	32.676	10'29.773	12'59.364P	<b>268,8</b>	11:43'08.799
7	36.210	36.131	37.699	24.805	2'14.845P	209,4	11:45'23.644

11/05/2019 P = Pits In/Out - C = Lap Time Cancelled

These data/results cannot be reproduced, stored and/or transmitted in whole or in part by any manner of electronic, mechanical, photocopying, recording, broadcasting or otherwise now known or herein after developed without the previous express consent by the copyright owner, except for reproduction in daily press and regular printed publications on sale to the public within 60 days of the event related to those data/results and always provided that copyright symbol appears together as follows below.

© DORNA WSBK ORGANIZATION Srl 2019





## Pirelli Italian Round, 10-12 May 2019 Chronological Analysis Tissot Superpole

8	23.323	<b>33.817</b>	31.232	22.996	1'51.368C	265,5	11:47'15.012
9	23.506	34.105	<b>28.939</b>	<b>22.754</b>	1'49.304	268,2	11:49'04.316

19°		2 L. CAMIER					
Lap	Seg.1	Seg.2	Seg.3	Seg.4	Lap Time	km/h	Local Time
1							10:59'55.412
2	37.889	35.210	31.768	13'03.536	14'48.403P	211,5	11:14'43.815
3	49.333	<b>43.113</b>	<b>30.043</b>	<b>23.774</b>	2'26.263P	144,5	11:17'10.078

11/05/2019 P = Pits In/Out - C = Lap Time Cancelled

These data/results cannot be reproduced, stored and/or transmitted in whole or in part by any manner of electronic, mechanical, photocopying, recording, broadcasting or otherwise now known or herein after developed without the previous express consent by the copyright owner, except for reproduction in daily press and regular printed publications on sale to the public within 60 days of the event related to those data/results and always provided that copyright symbol appears together as follows below.

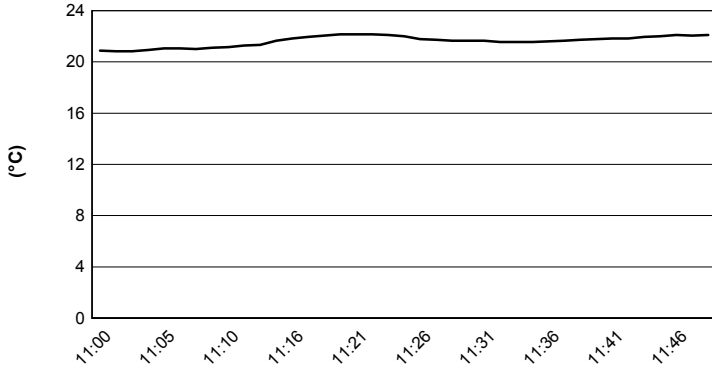
© DORNA WSBK ORGANIZATION Srl 2019

**Pirelli Italian Round, 10-12 May 2019**

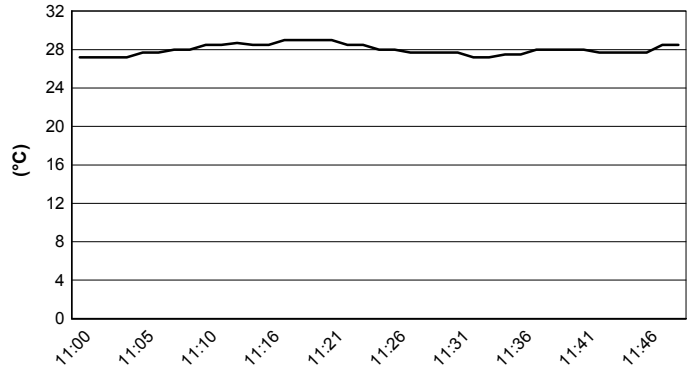
**Weather Report Tissot Superpole**

Session started 11:00 - Session ended 11:49

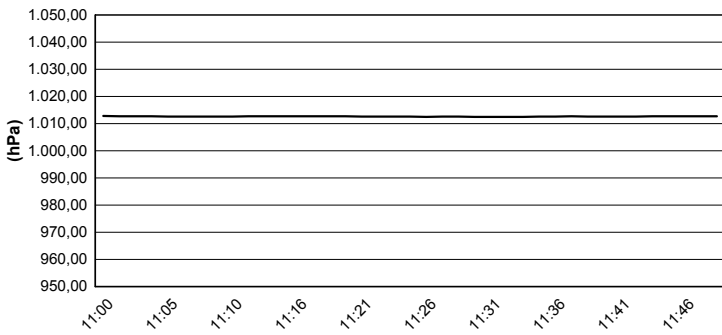
### Air Temperature



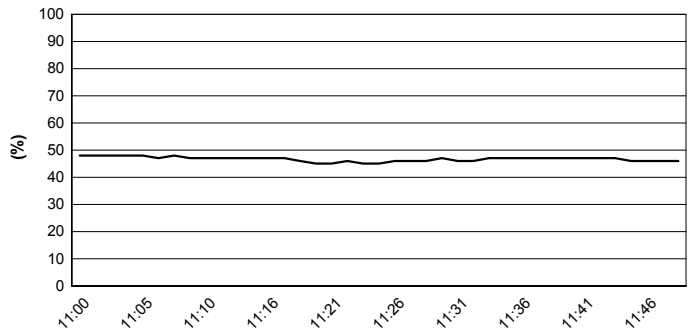
### Track Temperature



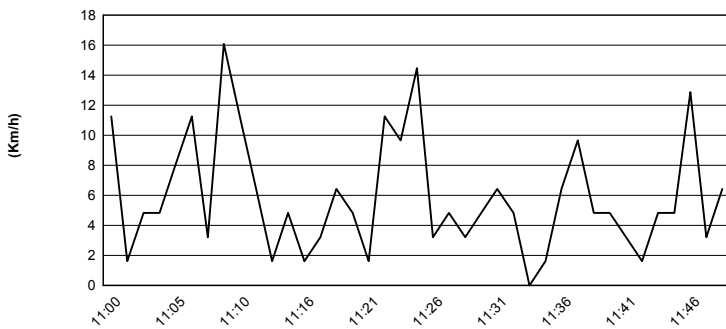
### Air Pressure



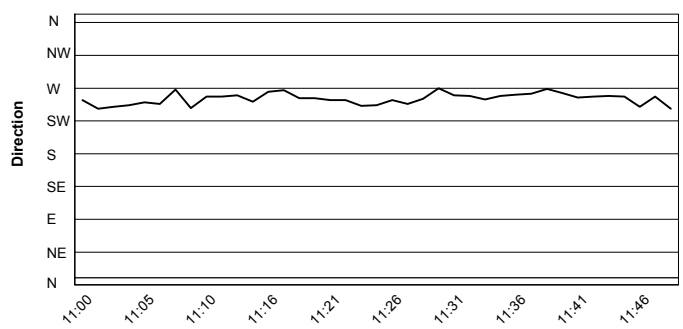
### Humidity



### Wind Speed



### Wind Direction

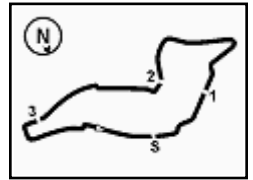


11/05/2019

These data/results cannot be reproduced, stored and/or transmitted in whole or in part by any manner of electronic, mechanical, photocopying, recording, broadcasting or otherwise now known or herein after developed without the previous express consent by the copyright owner, except for reproduction in daily press and regular printed publications on sale to the public within 60 days of the event related to those data/results and always provided that copyright symbol appears together as follows below.

© DORNA WSBK ORGANIZATION Srl 2019





Imola Circuit 4.936 m

**Pirelli Italian Round, 10-12 May 2019**
**Starting Grid - Race 1**
**19 Laps x 4,936 km = 93,784 km**

Pos	Number	Name	Team	Time
1	7	DAVIES C.	Ducati	1'45.180
2	1	REA J.	Kawasaki	1'45.307
3	19	BAUTISTA A.	Ducati	1'46.081
4	91	HASLAM L.	Kawasaki	1'46.288
5	22	LOWES A.	Yamaha	1'46.306
6	66	SYKES T.	BMW	1'46.358
7	28	REITERBERGER M.	BMW	1'46.599
8	60	VAN DER MARK M.	Yamaha	1'46.794
9	81	TORRES J.	Kawasaki	1'46.844
10	11	CORTESE S.	Yamaha	1'47.073
11	54	RAZGATLIOGLU T.	Kawasaki	1'47.169
12	33	MELANDRI M.	Yamaha	1'47.222
13	87	ZANETTI L.	Ducati	1'47.418
14	80	BARBERA H.	Kawasaki	1'48.254
15	23	KIYONARI R.	Honda	1'48.290
16	46	BRIDEWELL T.	Ducati	1'48.743
17	21	RINALDI M.	Ducati	1'48.783
18	52	DELBIANCO A.	Honda	1'49.084

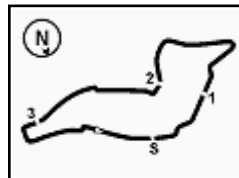
N.2 (Camier L.) will not take part in the race. Declared unfit after SP

11/05/2019 The Race Director .....

These data/results cannot be reproduced, stored and/or transmitted in whole or in part by any manner of electronic, mechanical, photocopying, recording, broadcasting or otherwise now known or herein after developed without the previous express consent by the copyright owner, except for reproduction in daily press and regular printed publications on sale to the public within 60 days of the event related to those data/results and always provided that copyright symbol appears together as follows below.

© DORNA WSBK ORGANIZATION Srl 2019





## Pirelli Italian Round, 10-12 May 2019

### Tissot Superpole Ranking

Imola Circuit 4.936 m

	2016	2017	2018	2019
<b>01 Phillip Island Grand Prix Circuit</b>	Sykes (Gbr) Kaw 1'30.020 (177,8 Km/h)	Rea (Gbr) Kaw 1'29.573 (178,6 Km/h)	Sykes (Gbr) Kaw 1'30.099 (177,6 Km/h)	Rea (Gbr) Kaw 1'29.413 (179,0 Km/h)
<b>02 Chang International Circuit</b>	van der Mark (Ned) Hon 1'33.452 (175,4 Km/h)	Rea (Gbr) Kaw 1'32.957 (176,4 Km/h)	Rea (Gbr) Kaw 1'32.814 (176,6 Km/h)	Bautista (Esp) Duc 1'31.912 (178,4 Km/h)
<b>03 Motorland Aragon</b>	Sykes (Gbr) Kaw 1'49.374 (167,1 Km/h)	Davies (Gbr) Duc 1'49.319 (167,2 Km/h)	Melandri (Ita) Duc 1'49.543 (166,8 Km/h)	Bautista (Esp) Duc 1'49.049 (167,6 Km/h)
<b>04 TT Circuit Assen</b>	Sykes (Gbr) Kaw 1'35.440 (171,3 Km/h)	Rea (Gbr) Kaw 1'33.505 (174,9 Km/h)	Lowes (Gbr) Yam 1'34.066 (173,8 Km/h)	Bautista (Esp) Duc 1'34.740 (172,6 Km/h)
<b>05 Autodromo Internazionale Enzo e Dino</b>	Davies (Gbr) Duc 1'45.598 (168,2 Km/h)	Davies (Gbr) Duc 1'45.662 (168,1 Km/h)	Rea (Gbr) Kaw 1'45.797 (167,9 Km/h)	Davies (Gbr) Duc 1'45.180 (168,8 Km/h)
<b>06 Circuito de Jerez Ángel Nieto</b>	Sykes (Gbr) Kaw 1'39.190 (160,5 Km/h)	Melandri (Ita) Duc 1'38.960 (160,9 Km/h)		
<b>07 Misano World Circuit "Marco Simoncelli"</b>	Sykes (Gbr) Kaw 1'34.037 (155,4 Km/h)	Sykes (Gbr) Kaw 1'33.662 (156,1 Km/h)	Sykes (Gbr) Kaw 1'33.640 (156,1 Km/h)	
<b>08 Donington Park</b>	Sykes (Gbr) Kaw 1'26.712 (0,0 Km/h)	Sykes (Gbr) Kaw 1'26.641 (0,0 Km/h)	Sykes (Gbr) Kaw 1'26.663 (0,0 Km/h)	
<b>09 WeatherTech Raceway Laguna Seca</b>	Sykes (Gbr) Kaw 1'22.155 (158,2 Km/h)	Sykes (Gbr) Kaw 1'22.476 (157,6 Km/h)	Davies (Gbr) Duc 1'22.282 (157,9 Km/h)	
<b>10 Autódromo Internacional do Algarve</b>		Rea (Gbr) Kaw 1'41.430 (163,0 Km/h)	Lavery (Irl) Apr 1'40.705 (164,2 Km/h)	
<b>11 Circuit de Nevers Magny-Cours</b>	Rea (Gbr) Kaw 1'52.881 (134,7 Km/h)	Rea (Gbr) Kaw 1'56.555 (130,5 Km/h)	Sykes (Gbr) Kaw 1'35.696 (158,9 Km/h)	
<b>12 Circuit San Juan Villicum</b>			Melandri (Ita) Duc 1'39.012 (155,5 Km/h)	
<b>13 Losail International Circuit</b>	Rea (Gbr) Kaw 1'56.356 (166,5 Km/h)	Rea (Gbr) Kaw 1'56.228 (166,6 Km/h)	Sykes (Gbr) Kaw 1'56.124 (166,8 Km/h)	

### 2019

- 3 A. Bautista
- 1 **C. Davies**
- 1 J. Rea

### ALL TIMES

- |               |                    |                  |                   |
|---------------|--------------------|------------------|-------------------|
| 48 T. Sykes   | 7 <b>C. Davies</b> | 3 A. Bautista    | 1 S. Crafar       |
| 43 T. Corser  | 6 J. Kocinski      | 2 A. Gobert      | 1 R. Burnett      |
| 26 T. Bayliss | 6 C. Crutchlow     | 2 D. Tardozzi    | 1 J. Reynolds     |
| 21 C. Fogarty | 5 D. Giugliano     | 2 A. Yanagawa    | 1 S. Hislop       |
| 17 D. Polen   | 5 M. Biaggi        | 2 M. Lucchinelli | 1 M. Mladin       |
| 17 J. Rea     | 4 F. Merkel        | 2 B. Bostrom     | 1 R. Xaus         |
| 16 N. Hodgson | 4 J. Toseland      | 2 B. Monti       | 1 M. Tamada       |
| 15 C. Edwards | 4 S. Guintoli      | 2 M. Campbell    | 1 L. Lanzi        |
| 11 B. Spies   | 4 M. Melandri      | 2 Y. Nagai       | 1 M. Fabrizio     |
| 10 P. Chili   | 3 S. Mertens       | 2 M. Neukirchner | 1 A. Badovini     |
| 10 C. Checa   | 3 R. Phillis       | 2 L. Baz         | 1 F. Nieto        |
| 9 R. Roche    | 3 S. Martin        | 1 M. Doohan      | 1 T. Hill         |
| 8 G. Falappa  | 3 C. Vermeulen     | 1 D. Chandler    | 1 A. Lowes        |
| 8 S. Russell  | 3 Y. Kagayama      | 1 P. Goddard     | 1 J. Hopkins      |
| 8 A. Slight   | 3 L. Haslam        | 1 M. Dowson      | 1 M. van der Mark |
| 7 N. Haga     | 3 J. Smrz          | 1 A. Vieira      | 1 I. Jaitovich    |
| 7 R. Laconi   | 3 E. Laverty       | 1 T. Kipp        |                   |

11/05/2019

These data/results cannot be reproduced, stored and/or transmitted in whole or in part by any manner of electronic, mechanical, photocopying, recording, broadcasting or otherwise now known or herein after developed without the previous express consent by the copyright owner, except for reproduction in daily press and regular printed publications on sale to the public within 60 days of the event related to those data/results and always provided that copyright symbol appears together as follows below.

© DORNA WSBK ORGANIZATION Srl 2019

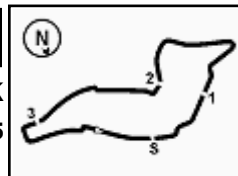
FIGR PERUGIA TIMING



Official Tyre Supplier



Official Timekeeper



Imola Circuit 4.936 m

## Pirelli Italian Round, 10-12 May 2019

### Tissot Superpole Award

	Points	Points From First	Points From Previous	February 24	March 17	April 7	April 14	May 12	June 9	June 23	July 7	July 14	September 8	September 24	October 13	October 26			
				PHILLIP ISLAND	BURIRAM	ARAGON	ASSEN	IMOLA	JEREZ	MISANO	DONINGTON PARK	LAGUNA SECA	PORTIMAO	MAGNY COURS	VILLICUM	LOSAIL			
<b>1 BAUTISTA</b> Alvaro (ESP)	<b>86</b>			7 12	12 12	12 12	12	7											
<b>2 REA</b> Jonathan (GBR)	<b>59</b>	27		12 9	9 9	9	2	9											
<b>3 LOWES</b> Alex (GBR)	<b>49</b>	37	10	5 6	7 7	6 7	6	5											
<b>4 HASLAM</b> Leon (GBR)	<b>40</b>	46	9	9 7	5 5	3	5	6											
<b>5 SYKES</b> Tom (GBR)	<b>30</b>	56	10	6	4	7 5	4	4											
<b>6 DAVIES</b> Chaz (GBR)	<b>26</b>	60	4		1 2	2 6	3	12											
<b>7 CORTESE</b> Sandro (GER)	<b>26</b>	60	0	4 3	6 3	9 1													
<b>8 VAN DER MARK</b> Michael (NED)	<b>25</b>	61	1	3 5	6		9	2											
<b>9 REITERBERGER</b> Markus (GER)	<b>13</b>	73	12			3	7	3											
<b>10 MELANDRI</b> Marco (ITA)	<b>12</b>	74	1	1 4	3 4														
<b>11 LAVERTY</b> Eugene (IRL)	<b>11</b>	75	1	1	2	4 4													
<b>12 RINALDI</b> Michael Ruben (ITA)	<b>9</b>	77	2	2 2		5													
<b>13 TORRES</b> Jordi (ESP)	<b>4</b>	82	5			1 2		1											
<b>14 RAZGATLIOGLU</b> Toprak (TUR)	<b>2</b>	84	2		1		1												

11/05/2019 Odd points columns: Tissot Superpole Even points columns: Tissot Superpole Race

These data/results cannot be reproduced, stored and/or transmitted in whole or in part by any manner of electronic, mechanical, photocopying, recording, broadcasting or otherwise now known or herein after developed without the previous express consent by the copyright owner, except for reproduction in daily press and regular printed publications on sale to the public within 60 days of the event related to those data/results and always provided that copyright symbol appears together as follows below.

© DORNA WSBK ORGANIZATION Srl 2019