

Pirelli Italian Round, 10-12 May 2019

Free Practices Combined Results after FP2

Imola Circuit 4.936 m

No.	Rider	Nat	Team	Bike	Class	FP1	FP2	FP3	Time	Gap	Rel.	Avg	LL
1	64 F. CARICASULO	ITA	BARDAHL Evan Bros. WorldSSP Team	Yamaha YZF R6		1'51.278	1'51.995		1'51.278			159,687	22
2	16 J. CLUZEL	FRA	GMT94 YAMAHA	Yamaha YZF R6		1'51.853	1'51.583		1'51.583	0.305	0.305	159,250	39
3	21 R. KRUMMENACHER	SUI	BARDAHL Evan Bros. WorldSSP Team	Yamaha YZF R6		1'51.811	1'53.295		1'51.811	0.533	0.228	158,925	20
4	86 A. BADOVINI	ITA	Team Pedercini Racing	Kawasaki ZX-6R		1'52.411	1'52.003		1'52.003	0.725	0.192	158,653	33
5	44 L. MAHIAS	FRA	Kawasaki Puccetti Racing	Kawasaki ZX-6R		1'52.058	1'52.443		1'52.058	0.780	0.055	158,575	33
6	36 T. GRADINGER	AUT	Kallio Racing	Yamaha YZF R6		1'52.789	1'52.158		1'52.158	0.880	0.100	158,434	33
7	55 M. ROCCOLI	ITA	Team Rosso Corsa	Yamaha YZF R6		1'52.515	1'52.247		1'52.247	0.969	0.089	158,308	33
8	3 R. DE ROSA	ITA	MV AGUSTA Reparto Corse	MV Agusta F3 675		1'52.535	1'52.309		1'52.309	1.031	0.062	158,221	40
9	78 H. OKUBO	JPN	Kawasaki Puccetti Racing	Kawasaki ZX-6R		1'52.960	1'52.334		1'52.334	1.056	0.025	158,185	35
10	22 F. FULIGNI	ITA	MV AGUSTA Reparto Corse	MV Agusta F3 675		1'53.752	1'53.346		1'53.346	2.068	1.012	156,773	35
11	84 L. CRESSON	BEL	Kallio Racing	Yamaha YZF R6		1'54.479	1'53.367		1'53.367	2.089	0.021	156,744	37
12	61 G. RUIU	ITA	Team Toth	Yamaha YZF R6		1'55.389	1'53.417		1'53.417	2.139	0.050	156,675	30
13	12 L. OTTAVIANI	ITA	SGM Tecnic	Yamaha YZF R6		1'53.902	1'53.425		1'53.425	2.147	0.008	156,664	34
14	38 H. SOOMER	EST	MPM WILSport Racedays	Honda CBR600RR		1'54.126	1'53.494		1'53.494	2.216	0.069	156,569	28
15	56 P. SEBESTYEN	HUN	CIA Landlord Insurance Honda	Honda CBR600RR		1'53.765	1'53.582		1'53.582	2.304	0.088	156,447	36
16	32 I. VINALES	ESP	Kallio Racing	Yamaha YZF R6		1'54.575	1'53.732		1'53.732	2.454	0.150	156,241	37
17	94 C. PEROLARI	FRA	GMT94 YAMAHA	Yamaha YZF R6		1'53.842	1'54.138		1'53.842	2.564	0.110	156,090	20
18	95 J. DANILO	FRA	CIA Landlord Insurance Honda	Honda CBR600RR		1'55.207	1'54.028		1'54.028	2.750	0.186	155,835	40
19	6 M. HERRERA	ESP	MS Racing	Yamaha YZF R6		1'55.454	1'54.075		1'54.075	2.797	0.047	155,771	39
20	74 J. VAN SIKKELERUS	NED	MPM WILSport Racedays	Honda CBR600RR		1'55.345	1'54.577		1'54.577	3.299	0.502	155,089	30
21	47 R. HARTOG	NED	Team Hartog - Against Cancer	Kawasaki ZX-6R		1'54.638	1'55.164		1'54.638	3.360	0.061	155,006	31
22	30 G. VAN STRAALLEN	NED	EAB Racing Team	Kawasaki ZX-6R		1'54.859	1'55.035		1'54.859	3.581	0.221	154,708	37
23	10 N. CALERO	ESP	Orelac Racing VerdNatura	Kawasaki ZX-6R		1'55.733	1'55.034		1'55.034	3.756	0.175	154,473	35
24	11 K. SMITH	GBR	Team Pedercini Racing	Kawasaki ZX-6R	ESS		1'55.067		1'55.067	3.789	0.033	154,428	6
25	15 A. COPPOLA	ITA	GEMAR - Ciociaria Corse WorldSSP Team	Honda CBR600RR		1'56.565	1'55.221		1'55.221	3.943	0.154	154,222	35
26	4 C. STANGE	GER	GEMAR - Ciociaria Corse WorldSSP Team	Honda CBR600RR		1'56.967	1'56.799		1'56.799	5.521	1.578	152,138	27
27	34 F. MASSEI	ITA	DK MOTORSPORT	Yamaha YZF R6	ESS	1'57.333	1'58.256		1'57.333	6.055	0.534	151,446	30
28	67 G. MATERN	FRA	Flembbo Leader Team	Kawasaki ZX-6R	ESS		2'05.423		2'05.423	14.145	8.090	141,677	18

10/05/2019

These data/results cannot be reproduced, stored and/or transmitted in whole or in part by any manner of electronic, mechanical, photocopying, recording, broadcasting or otherwise now known or herein after developed without the previous express consent by the copyright owner, except for reproduction in daily press and regular printed publications on sale to the public within 60 days of the event related to those data/results and always provided that copyright symbol appears together as follows below.

© DORNA WSBK ORGANIZATION Srl 2019

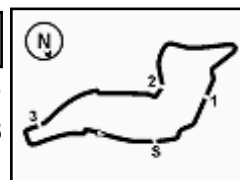
FICR PERUGIA TIMING



Official Tyre Supplier



Official Timekeeper



Pirelli Italian Round, 10-12 May 2019

Results Free Practice 2nd Session

No.	Rider	Nat	Team	Bike	Class	Time	Gap	Rel.	Laps	Speed	
										Avg	Max
1	16 J. CLUZEL	FRA	GMT94 YAMAHA	Yamaha YZF R6		1'51.583			20	159,250	250,7
2	64 F. CARICASULO	ITA	BARDAHL Evan Bros. WorldSSP Team	Yamaha YZF R6		1'51.995	0.412	0.412	8	158,664	249,6
3	86 A. BADOVINI	ITA	Team Pedercini Racing	Kawasaki ZX-6R		1'52.003	0.420	0.008	15	158,653	246,7
4	36 T. GRADINGER	AUT	Kallio Racing	Yamaha YZF R6		1'52.158	0.575	0.155	15	158,434	248,4
5	55 M. ROCCOLI	ITA	Team Rosso Corsa	Yamaha YZF R6		1'52.247	0.664	0.089	18	158,308	245,6
6	3 R. DE ROSA	ITA	MV AGUSTA Reparto Corse	MV Agusta F3 675		1'52.309	0.726	0.062	21	158,221	246,7
7	78 H. OKUBO	JPN	Kawasaki Puccetti Racing	Kawasaki ZX-6R		1'52.334	0.751	0.025	21	158,185	249,0
8	44 L. MAHIAS	FRA	Kawasaki Puccetti Racing	Kawasaki ZX-6R		1'52.443	0.860	0.109	15	158,032	242,9
9	21 R. KRUMMENACHER	SUI	BARDAHL Evan Bros. WorldSSP Team	Yamaha YZF R6		1'53.295	1.712	0.852	1	156,844	247,9
10	22 F. FULIGNI	ITA	MV AGUSTA Reparto Corse	MV Agusta F3 675		1'53.346	1.763	0.051	17	156,773	246,7
11	84 L. CRESSON	BEL	Kallio Racing	Yamaha YZF R6		1'53.367	1.784	0.021	19	156,744	250,2
12	61 G. RUIU	ITA	Team Toth	Yamaha YZF R6		1'53.417	1.834	0.050	16	156,675	247,3
13	12 L. OTTAVIANI	ITA	SGM Tecnic	Yamaha YZF R6		1'53.425	1.842	0.008	15	156,664	242,3
14	38 H. SOOMER	EST	MPM WILSport Racedays	Honda CBR600RR		1'53.494	1.911	0.069	12	156,569	242,3
15	56 P. SEBESTYEN	HUN	CIA Landlord Insurance Honda	Honda CBR600RR		1'53.582	1.999	0.088	18	156,447	246,2
16	32 I. VINALES	ESP	Kallio Racing	Yamaha YZF R6		1'53.732	2.149	0.150	18	156,241	246,2
17	95 J. DANILO	FRA	CIA Landlord Insurance Honda	Honda CBR600RR		1'54.028	2.445	0.296	18	155,835	244,0
18	6 M. HERRERA	ESP	MS Racing	Yamaha YZF R6		1'54.075	2.492	0.047	20	155,771	245,6
19	94 C. PEROLARI	FRA	GMT94 YAMAHA	Yamaha YZF R6		1'54.138	2.555	0.063	1	155,685	247,3
20	74 J. VAN SIKKELERUS	NED	MPM WILSport Racedays	Honda CBR600RR		1'54.577	2.994	0.439	15	155,089	242,3
21	10 N. CALERO	ESP	Orelac Racing VerdNatura	Kawasaki ZX-6R		1'55.034	3.451	0.457	19	154,473	244,5
22	30 G. VAN STRAALLEN	NED	EAB Racing Team	Kawasaki ZX-6R		1'55.035	3.452	0.001	18	154,471	244,5
23	11 K. SMITH	GBR	Team Pedercini Racing	Kawasaki ZX-6R	ESS	1'55.067	3.484	0.032	6	154,428	243,4
24	47 R. HARTOG	NED	Team Hartog - Against Cancer	Kawasaki ZX-6R		1'55.164	3.581	0.097	15	154,298	244,5
25	15 A. COPPOLA	ITA	GEMAR - Ciociaria Corse WorldSSP Team	Honda CBR600RR		1'55.221	3.638	0.057	18	154,222	241,8
26	4 C. STANGE	GER	GEMAR - Ciociaria Corse WorldSSP Team	Honda CBR600RR		1'56.799	5.216	1.578	13	152,138	239,1
27	34 F. MASSEI	ITA	DK MOTORSPORT	Yamaha YZF R6	ESS	1'58.256	6.673	1.457	12	150,264	227,0
----- Out 107% in this Session -----											
28	67 G. MATERN	FRA	Flembo Leader Team	Kawasaki ZX-6R	ESS	2'05.423	13.840	7.167	15	141,677	229,5

Qualifying Lap Time (107% of 1'51.583): 1'59.395

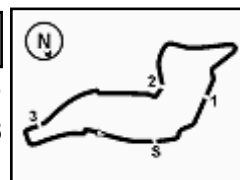
AIR	Humidity:	43%	Temp:	23°C
TRACK	Condition:	Dry	Temp:	36°C

Records	Pole	(QP2)	2013	S.Lowes	1'50.404	160,950	Km/h
	Race	(RC)	2015	J.Cluzel	1'51.101	159,940	Km/h
	All Times	(QP2)	2013	S.Lowes	1'50.404	160,950	Km/h

Start 10/05/2019 16:00 End 17:07 The results are provisional until the end of the time limit for protests and appeals and the completion of the technical checks.

These data/results cannot be reproduced, stored and/or transmitted in whole or in part by any manner of electronic, mechanical, photocopying, recording, broadcasting or otherwise now known or herein after developed without the previous express consent by the copyright owner, except for reproduction in daily press and regular printed publications on sale to the public within 60 days of the event related to those data/results and always provided that copyright symbol appears together as follows below.

© DORNA WSBK ORGANIZATION Srl 2019



Pirelli Italian Round, 10-12 May 2019

Results Free Practice 2nd Session

Session Highlights

Local Time	No. Rider	Description
16.00.00		Start
16.00.12		WorldSSP Pit Intervention Time: 1min 18secs
16.05.45	11 K. SMITH	Current Lap Cancelled - Exceeded Track Limits - Turn 14
16.06.03	16 J. CLUZEL	Current Lap Cancelled - Exceeded Track Limits - Turn 21
16.06.09	21 R. KRUMMENACHER	Crashed - Turn 13
16.06.09	94 C. PEROLARI	Crashed - Turn 13
16.06.18	10 N. CALERO	Current Lap Cancelled - Exceeded Track Limits - Turn 21
16.07.11		RED FLAG
16.11.27	94 C. PEROLARI	Medical Centre
16.17.00		Session Restart
16.19.48	10 N. CALERO	Current Lap Cancelled - Exceeded Track Limits - Turn 21
16.20.05	44 L. MAHIAS	Current Lap Cancelled - Exceeded Track Limits - Turn 14
16.20.57	34 F. MASSEI	Lap Cancelled (2'30.074) - Exceeded Track Limits - Turn 22
16.24.28	11 K. SMITH	Technical Problem - Turn 11
16.29.21	22 F. FULIGNI	Crashed - Turn 18
16.30.40	22 F. FULIGNI	Re-joined
16.40.05	30 G. VAN STRAALLEN	On Asphalt - Re-Joined - Turn 15
16.41.50	47 R. HARTOG	On Asphalt - Re-Joined - Turn 13
16.41.57	15 A. COPPOLA	On Asphalt - Re-Joined - Turn 18
16.42.02	10 N. CALERO	Current Lap Cancelled - Exceeded Track Limits - Turn 21
16.45.11	6 M. HERRERA	On Asphalt - Re-Joined - Turn 10
16.45.50	95 J. DANILO	Current Lap Cancelled - Exceeded Track Limits - Turn 14
16.46.09	21 R. KRUMMENACHER	Technical Problem - Turn 6
16.46.31	64 F. CARICASULO	Crashed - Turn 15
16.47.33	4 C. STANGE	Current Lap Cancelled - Exceeded Track Limits - Turn 14
16.47.54	64 F. CARICASULO	Re-joined
16.49.16	10 N. CALERO	Current Lap Cancelled - Exceeded Track Limits - Turn 14
16.50.15	4 C. STANGE	Current Lap Cancelled - Exceeded Track Limits - Turn 21
16.50.21	86 A. BADOVINI	Current Lap Cancelled - Exceeded Track Limits - Turn 21
16.50.53	16 J. CLUZEL	On Asphalt - Re-Joined - Turn 11
16.51.49	36 T. GRADINGER	Current Lap Cancelled - Exceeded Track Limits - Turn 14
16.52.13	36 T. GRADINGER	Crashed - Turn 15
16.52.18		RED FLAG
17.02.00		Session Restart
17.04.55	74 J. VAN SIKKELERUS	Crashed - Turn 3
17.05.44	44 L. MAHIAS	Crashed - Turn 12
17.06.17	44 L. MAHIAS	Re-joined
17.07.18		End Of Session

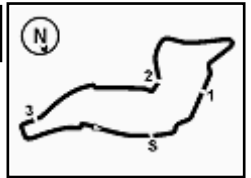
Fastest Laps Sequence

No.	Rider	Nat	Team	Bike	Local Time	Time	Gap	Avg
3	R. DE ROSA	ITA	MV AGUSTA Reparto Corse	MV Agusta F3 675	16:03'54.909	1'53.310		156,823
21	R. KRUMMENACHER	SUI	BARDAHL Evan Bros. WorldSSP Team	Yamaha YZF R6	16:04'29.476	1'53.295	-0.015	156,844
64	F. CARICASULO	ITA	BARDAHL Evan Bros. WorldSSP Team	Yamaha YZF R6	16:04'54.097	1'52.852	-0.443	157,459
16	J. CLUZEL	FRA	GMT94 YAMAHA	Yamaha YZF R6	16:21'22.127	1'52.341	-0.511	158,176
78	H. OKUBO	JPN	Kawasaki Puccetti Racing	Kawasaki ZX-6R	16:23'33.657	1'52.334	-0.007	158,185
16	J. CLUZEL	FRA	GMT94 YAMAHA	Yamaha YZF R6	16:25'10.915	1'51.869	-0.465	158,843
16	J. CLUZEL	FRA	GMT94 YAMAHA	Yamaha YZF R6	16:28'56.238	1'51.758	-0.111	159,001
16	J. CLUZEL	FRA	GMT94 YAMAHA	Yamaha YZF R6	16:36'25.467	1'51.605	-0.153	159,219
16	J. CLUZEL	FRA	GMT94 YAMAHA	Yamaha YZF R6	17:06'15.487	1'51.583	-0.022	159,250

Start 10/05/2019 16:00 End 17:07 The results are provisional until the end of the time limit for protests and appeals and the completion of the technical checks.

These data/results cannot be reproduced, stored and/or transmitted in whole or in part by any manner of electronic, mechanical, photocopying, recording, broadcasting or otherwise now known or herein after developed without the previous express consent by the copyright owner, except for reproduction in daily press and regular printed publications on sale to the public within 60 days of the event related to those data/results and always provided that copyright symbol appears together as follows below.

© DORNA WSBK ORGANIZATION Srl 2019



Pirelli Italian Round, 10-12 May 2019

Best Sectors & Speed Free Practice 2nd Session

BEST LAP		
1	16 J. CLUZEL	Yamaha YZF R6 1'51.583
2	64 F. CARICASULO	Yamaha YZF R6 1'51.995
3	86 A. BADOVINI	Kawasaki ZX-6R 1'52.003
4	36 T. GRADINGER	Yamaha YZF R6 1'52.158
5	55 M. ROCCOLI	Yamaha YZF R6 1'52.247
6	3 R. DE ROSA	MV Agusta F3 675 1'52.309
7	78 H. OKUBO	Kawasaki ZX-6R 1'52.334
8	44 L. MAHIAS	Kawasaki ZX-6R 1'52.443
9	21 R. KRUMMENACHER	Yamaha YZF R6 1'53.295
10	22 F. FULIGNI	MV Agusta F3 675 1'53.346
11	84 L. CRESSON	Yamaha YZF R6 1'53.367
12	61 G. RUIU	Yamaha YZF R6 1'53.417
13	12 L. OTTAVIANI	Yamaha YZF R6 1'53.425
14	38 H. SOOMER	Honda CBR600RR 1'53.494
15	56 P. SEBESTYEN	Honda CBR600RR 1'53.582
16	32 I. VINALES	Yamaha YZF R6 1'53.732
17	95 J. DANILO	Honda CBR600RR 1'54.028
18	6 M. HERRERA	Yamaha YZF R6 1'54.075
19	94 C. PEROLARI	Yamaha YZF R6 1'54.138
20	74 J. VAN SIKKELERUS	Honda CBR600RR 1'54.577
21	10 N. CALERO	Kawasaki ZX-6R 1'55.034
22	30 G. VAN STRAALEN	Kawasaki ZX-6R 1'55.035
23	11 K. SMITH	Kawasaki ZX-6R 1'55.067
24	47 R. HARTOG	Kawasaki ZX-6R 1'55.164
25	15 A. COPPOLA	Honda CBR600RR 1'55.221
26	4 C. STANGE	Honda CBR600RR 1'56.799
27	34 F. MASSEI	Yamaha YZF R6 1'58.256
28	67 G. MATERN	Kawasaki ZX-6R 2'05.423

SPEED		
1	16 J. CLUZEL	Yamaha YZF R6 250,7
2	84 L. CRESSON	Yamaha YZF R6 250,2
3	64 F. CARICASULO	Yamaha YZF R6 249,6
4	78 H. OKUBO	Kawasaki ZX-6R 249,0
5	36 T. GRADINGER	Yamaha YZF R6 248,4
6	21 R. KRUMMENACHER	Yamaha YZF R6 247,9
7	94 C. PEROLARI	Yamaha YZF R6 247,3
8	61 G. RUIU	Yamaha YZF R6 247,3
9	22 F. FULIGNI	MV Agusta F3 675 246,7
10	3 R. DE ROSA	MV Agusta F3 675 246,7
11	86 A. BADOVINI	Kawasaki ZX-6R 246,7
12	56 P. SEBESTYEN	Honda CBR600RR 246,2
13	32 I. VINALES	Yamaha YZF R6 246,2
14	6 M. HERRERA	Yamaha YZF R6 245,6
15	55 M. ROCCOLI	Yamaha YZF R6 245,6
16	10 N. CALERO	Kawasaki ZX-6R 244,5
17	47 R. HARTOG	Kawasaki ZX-6R 244,5
18	30 G. VAN STRAALEN	Kawasaki ZX-6R 244,5
19	95 J. DANILO	Honda CBR600RR 244,0
20	11 K. SMITH	Kawasaki ZX-6R 243,4
21	44 L. MAHIAS	Kawasaki ZX-6R 242,9
22	12 L. OTTAVIANI	Yamaha YZF R6 242,3
23	38 H. SOOMER	Honda CBR600RR 242,3
24	74 J. VAN SIKKELERUS	Honda CBR600RR 242,3
25	15 A. COPPOLA	Honda CBR600RR 241,8
26	4 C. STANGE	Honda CBR600RR 239,1
27	67 G. MATERN	Kawasaki ZX-6R 229,5
28	34 F. MASSEI	Yamaha YZF R6 227,0

SEG. 1			SEG. 2			SEG. 3			SEG. 4		
1	16 J. CLUZEL	24.000	1	64 F. CARICASULO	34.525	1	16 J. CLUZEL	29.525	1	16 J. CLUZEL	23.098
2	78 H. OKUBO	24.152	2	44 L. MAHIAS	34.630	2	3 R. DE ROSA	29.658	2	86 A. BADOVINI	23.169
3	3 R. DE ROSA	24.200	3	86 A. BADOVINI	34.653	3	36 T. GRADINGER	29.720	3	64 F. CARICASULO	23.177
4	36 T. GRADINGER	24.213	4	55 M. ROCCOLI	34.654	4	64 F. CARICASULO	29.726	4	36 T. GRADINGER	23.208
5	55 M. ROCCOLI	24.232	5	36 T. GRADINGER	34.668	5	78 H. OKUBO	29.843	5	78 H. OKUBO	23.263
6	22 F. FULIGNI	24.277	6	78 H. OKUBO	34.677	6	55 M. ROCCOLI	29.878	6	44 L. MAHIAS	23.275
7	64 F. CARICASULO	24.292	7	16 J. CLUZEL	34.716	7	86 A. BADOVINI	29.888	7	3 R. DE ROSA	23.406
8	86 A. BADOVINI	24.293	8	3 R. DE ROSA	34.741	8	44 L. MAHIAS	29.913	8	55 M. ROCCOLI	23.455
9	56 P. SEBESTYEN	24.363	9	56 P. SEBESTYEN	35.042	9	12 L. OTTAVIANI	30.016	9	61 G. RUIU	23.466
10	94 C. PEROLARI	24.372	10	22 F. FULIGNI	35.086	10	32 I. VINALES	30.022	10	84 L. CRESSON	23.490
11	21 R. KRUMMENACHER	24.377	11	21 R. KRUMMENACHER	35.095	11	38 H. SOOMER	30.089	11	12 L. OTTAVIANI	23.506
12	44 L. MAHIAS	24.404	12	12 L. OTTAVIANI	35.105	12	84 L. CRESSON	30.094	12	38 H. SOOMER	23.554
13	32 I. VINALES	24.458	13	38 H. SOOMER	35.127	13	22 F. FULIGNI	30.096	13	21 R. KRUMMENACHER	23.579
14	84 L. CRESSON	24.462	14	61 G. RUIU	35.182	14	21 R. KRUMMENACHER	30.173	14	22 F. FULIGNI	23.590
15	38 H. SOOMER	24.465	15	6 M. HERRERA	35.230	15	56 P. SEBESTYEN	30.213	15	6 M. HERRERA	23.638
16	12 L. OTTAVIANI	24.520	16	84 L. CRESSON	35.239	16	95 J. DANILO	30.227	16	56 P. SEBESTYEN	23.643
17	61 G. RUIU	24.528	17	32 I. VINALES	35.295	17	61 G. RUIU	30.241	17	74 J. VAN SIKKELERUS	23.695
18	95 J. DANILO	24.536	18	94 C. PEROLARI	35.314	18	6 M. HERRERA	30.344	18	95 J. DANILO	23.696
19	10 N. CALERO	24.538	19	30 G. VAN STRAALEN	35.504	19	94 C. PEROLARI	30.351	19	10 N. CALERO	23.717
20	74 J. VAN SIKKELERUS	24.614	20	10 N. CALERO	35.528	20	30 G. VAN STRAALEN	30.435	20	32 I. VINALES	23.721
21	47 R. HARTOG	24.787	21	95 J. DANILO	35.552	21	11 K. SMITH	30.450	21	11 K. SMITH	23.822
22	6 M. HERRERA	24.800	22	74 J. VAN SIKKELERUS	35.573	22	47 R. HARTOG	30.468	22	94 C. PEROLARI	23.826
23	15 A. COPPOLA	24.805	23	47 R. HARTOG	35.753	23	74 J. VAN SIKKELERUS	30.518	23	47 R. HARTOG	23.845
24	30 G. VAN STRAALEN	24.912	24	11 K. SMITH	35.774	24	15 A. COPPOLA	30.531	24	30 G. VAN STRAALEN	23.908
25	11 K. SMITH	25.021	25	15 A. COPPOLA	35.792	25	10 N. CALERO	30.606	25	15 A. COPPOLA	24.066
26	4 C. STANGE	25.107	26	4 C. STANGE	36.469	26	4 C. STANGE	30.763	26	4 C. STANGE	24.151
27	34 F. MASSEI	25.470	27	34 F. MASSEI	36.648	27	34 F. MASSEI	31.472	27	34 F. MASSEI	24.424
28	67 G. MATERN	26.954	28	67 G. MATERN	39.647	28	67 G. MATERN	32.821	28	67 G. MATERN	25.612

10/05/2019

These data/results cannot be reproduced, stored and/or transmitted in whole or in part by any manner of electronic, mechanical, photocopying, recording, broadcasting or otherwise now known or herein after developed without the previous express consent by the copyright owner, except for reproduction in daily press and regular printed publications on sale to the public within 60 days of the event related to those data/results and always provided that copyright symbol appears together as follows below.

© DORNA WSBK ORGANIZATION Srl 2019

Pirelli Italian Round, 10-12 May 2019

Ideal Times Free Practice 2nd Session

Imola Circuit 4.936 m

No.	Rider	Nat	Bike	Seg. 1	Seg. 2	Seg. 3	Seg. 4	Ideal Time		
				Diff. 1	Diff. 2	Diff. 3	Diff. 4	Best Lap	Pos.	Diff.
1	16 J. CLUZEL	FRA	Yamaha YZF R6	24.000 +0.122	34.716 +0.008	29.525 +0.092	23.098 +0.022	1'51.339 1'51.583	1	0.244
2	64 F. CARICASULO	ITA	Yamaha YZF R6	24.292	34.525 +0.275	29.726	23.177	1'51.720 1'51.995	2	0.275
3	36 T. GRADINGER	AUT	Yamaha YZF R6	24.213 +0.042	34.668 +0.307	29.720	23.208	1'51.809 1'52.158	4	0.349
4	78 H. OKUBO	JPN	Kawasaki ZX-6R	24.152 +0.291	34.677 +0.061	29.843 +0.047	23.263	1'51.935 1'52.334	7	0.399
5	86 A. BADOVINI	ITA	Kawasaki ZX-6R	24.293	34.653	29.888	23.169	1'52.003 1'52.003	3	
6	3 R. DE ROSA	ITA	MV Agusta F3 675	24.200 +0.133	34.741	29.658 +0.171	23.406	1'52.005 1'52.309	6	0.304
7	55 M. ROCCOLI	ITA	Yamaha YZF R6	24.232	34.654	29.878 +0.028	23.455	1'52.219 1'52.247	5	0.028
8	44 L. MAHIAS	FRA	Kawasaki ZX-6R	24.404 +0.004	34.630 +0.215	29.913	23.275 +0.002	1'52.222 1'52.443	8	0.221
9	22 F. FULIGNI	ITA	MV Agusta F3 675	24.277 +0.130	35.086 +0.047	30.096 +0.120	23.590	1'53.049 1'53.346	10	0.297
10	12 L. OTTAVIANI	ITA	Yamaha YZF R6	24.520	35.105 +0.151	30.016	23.506 +0.127	1'53.147 1'53.425	13	0.278
11	21 R. KRUMMENACHER	SUI	Yamaha YZF R6	24.377	35.095	30.173	23.579 +0.071	1'53.224 1'53.295	9	0.071
12	38 H. SOOMER	EST	Honda CBR600RR	24.465 +0.084	35.127 +0.175	30.089	23.554	1'53.235 1'53.494	14	0.259
13	56 P. SEBESTYEN	HUN	Honda CBR600RR	24.363 +0.103	35.042	30.213 +0.174	23.643 +0.044	1'53.261 1'53.582	15	0.321
14	84 L. CRESSON	BEL	Yamaha YZF R6	24.462	35.239 +0.082	30.094	23.490	1'53.285 1'53.367	11	0.082
15	61 G. RUIU	ITA	Yamaha YZF R6	24.528	35.182	30.241	23.466	1'53.417 1'53.417	12	
16	32 I. VINALES	ESP	Yamaha YZF R6	24.458 +0.102	35.295	30.022 +0.117	23.721 +0.017	1'53.496 1'53.732	16	0.236
17	94 C. PEROLARI	FRA	Yamaha YZF R6	24.372 +0.275	35.314	30.351	23.826	1'53.863 1'54.138	19	0.275
18	95 J. DANILO	FRA	Honda CBR600RR	24.536	35.552 +0.017	30.227	23.696	1'54.011 1'54.028	17	0.017
19	6 M. HERRERA	ESP	Yamaha YZF R6	24.800	35.230	30.344 +0.063	23.638	1'54.012 1'54.075	18	0.063
20	10 N. CALERO	ESP	Kawasaki ZX-6R	24.538 +0.155	35.528	30.606	23.717 +0.490	1'54.389 1'55.034	21	0.645
21	74 J. VAN SIKKELERUS	NED	Honda CBR600RR	24.614 +0.177	35.573	30.518	23.695	1'54.400 1'54.577	20	0.177
22	30 G. VAN STRAALEN	NED	Kawasaki ZX-6R	24.912 +0.028	35.504	30.435 +0.224	23.908 +0.024	1'54.759 1'55.035	22	0.276
23	47 R. HARTOG	NED	Kawasaki ZX-6R	24.787 +0.134	35.753	30.468	23.845 +0.177	1'54.853 1'55.164	24	0.311
24	11 K. SMITH	GBR	Kawasaki ZX-6R	25.021	35.774	30.450	23.822	1'55.067 1'55.067	23	
25	15 A. COPPOLA	ITA	Honda CBR600RR	24.805 +0.027	35.792	30.531	24.066	1'55.194 1'55.221	25	0.027
26	4 C. STANGE	GER	Honda CBR600RR	25.107	36.469 +0.143	30.763 +0.119	24.151 +0.047	1'56.490 1'56.799	26	0.309
27	34 F. MASSEI	ITA	Yamaha YZF R6	25.470 +0.158	36.648	31.472 +0.077	24.424 +0.007	1'58.014 1'58.256	27	0.242
28	67 G. MATERN	FRA	Kawasaki ZX-6R	26.954 +0.177	39.647	32.821 +0.196	25.612 +0.016	2'05.034 2'05.423	28	0.389
Overall Ideal Time				24.000	34.525	29.525	23.098	1'51.148		

10/05/2019

These data/results cannot be reproduced, stored and/or transmitted in whole or in part by any manner of electronic, mechanical, photocopying, recording, broadcasting or otherwise now known or herein after developed without the previous express consent by the copyright owner, except for reproduction in daily press and regular printed publications on sale to the public within 60 days of the event related to those data/results and always provided that copyright symbol appears together as follows below.

© DORNA WSBK ORGANIZATION Srl 2019

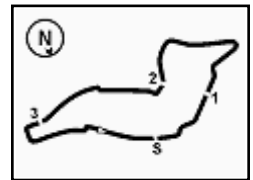
FICR PERUGIA TIMING



Official Tyre Supplier



Official Timekeeper



Pirelli Italian Round, 10-12 May 2019

Chronological Analysis Free Practice 2nd Session

1° 16 J. CLUZEL (1'51.583)							
Lap	Seg.1	Seg.2	Seg.3	Seg.4	Lap Time	km/h	Local Time
1					16:01'08.022		
2	40.060	37.168	31.166	58.162	2'46.556P	193,7	16:03'54.578
3	39.927	35.724	30.256	24.835	2'10.742CP	184,7	16:06'05.320
4	29.339	35.769	31.453	9'36.506	11'13.067P	234,9	16:17'18.387
5	40.975	36.253	30.541	23.630	2'11.399P	197,9	16:19'29.786
6	24.266	34.829	29.838	23.408	1'52.341	247,3	16:21'22.127
7	24.316	37.050	30.817	24.736	1'56.919	247,3	16:23'19.046
8	24.192	34.803	29.631	23.243	1'51.869	249,6	16:25'10.915
9	24.493	35.570	29.931	23.571	1'53.565	250,2	16:27'04.480
10	24.182	34.716	29.525	23.335	1'51.758	247,9	16:28'56.238
11	24.216	34.837	29.553	23.169	1'51.775	247,9	16:30'48.013
12	24.082	36.093	30.345	23.496	1'54.016	247,9	16:32'42.029
13	24.188	34.967	29.539	23.139	1'51.833	248,4	16:34'33.862
14	24.199	34.755	29.553	23.098	1'51.605	249,6	16:36'25.467
15	24.300	35.123	29.634	7'28.600	8'57.657P	248,4	16:45'23.124
16	39.340	36.656	31.329	23.643	2'10.968P	189,3	16:47'34.092
17	24.264	34.738	29.630	23.288	1'51.920	245,6	16:49'26.012
18	24.024	38.527	35.014	23.765	2'01.330	248,4	16:51'27.342
19	24.000	34.755	39.555	9'09.292	10'47.602P	250,7	17:02'14.944
20	38.834	36.507	30.073	23.546	2'08.960P	201,6	17:04'23.904
21	24.122	34.724	29.617	23.120	1'51.583	247,3	17:06'15.487

2° 64 F. CARICASULO (1'51.995)							
Lap	Seg.1	Seg.2	Seg.3	Seg.4	Lap Time	km/h	Local Time
1		36.674	30.582	23.595	166,3	16:03'01.245	
2	24.508	35.134	29.951	23.259	1'52.852	247,3	16:04'54.097
3	24.431	35.186	30.450	23.229	1'53.296	249,6	16:06'47.393
4	24.267	35.738	30.088	23.430	13'35.430	187,3	16:20'22.823
5	25.612	35.051	29.803	23.293	1'53.759	228,5	16:22'16.582
6	24.349	34.839	30.068	23.793	1'53.049	241,2	16:24'09.631
7	24.297	35.622	30.269	23.555	17'07.691	165,2	16:41'17.322
8	24.451	34.765	29.948	23.379	1'52.543	245,6	16:43'09.865
9	24.292	34.800	29.726	23.177	1'51.995	247,9	16:45'01.860

3° 86 A. BADOVINI (1'52.003)							
Lap	Seg.1	Seg.2	Seg.3	Seg.4	Lap Time	km/h	Local Time
1					16:01'26.150		
2	40.590	36.528	31.072	23.705	2'11.895P	169,4	16:03'38.045
3	24.639	35.083	30.206	23.496	1'53.424	241,8	16:05'31.469
4	24.691	35.440	32.202	26.370	1'58.703C	242,3	16:07'30.172
5	25.732	37.096	32.931	9'09.499	10'45.258P	222,4	16:18'15.430
6	38.883	35.536	30.216	23.411	2'08.046P	190,9	16:20'23.476
7	25.237	35.160	29.927	23.384	1'53.708	241,8	16:22'17.184
8	24.521	35.395	30.841	23.694	1'54.451	241,8	16:24'11.635
9	24.354	35.025	30.337	23.484	1'53.200	244,5	16:26'04.835
10	24.525	35.810	30.731	18'33.313	20'04.379P	241,8	16:46'09.214
11	47.426	38.318	30.808	23.719	2'20.271P	119,9	16:48'29.485
12	24.426	34.884	30.042	23.101	1'52.453C	244,5	16:50'21.938
13	32.726	36.331	31.955	25.849	2'06.861C	208,6	16:52'28.799
14	30.010	39.918	37.419	7'54.103	9'41.450P	191,3	17:02'10.249
15	42.681	37.540	30.306	23.477	2'14.004P	158,5	17:04'24.253
16	24.293	34.653	29.888	23.169	1'52.003	246,7	17:06'16.256

4° 36 T. GRADINGER (1'52.158)							
Lap	Seg.1	Seg.2	Seg.3	Seg.4	Lap Time	km/h	Local Time
1					16:00'37.980		
2	40.727	36.207	30.406	23.671	2'11.011P	176,9	16:02'48.991
3	24.593	35.148	30.883	23.423	1'54.047	242,9	16:04'43.038
4	24.429	35.231	30.473	24.819	1'54.952	245,1	16:06'37.990
5	24.709	36.029	33.627	8'55.490	10'29.855P	246,7	16:17'07.845
6	43.929	35.485	30.354	23.933	2'13.701P	181,3	16:19'21.546

7	24.455	34.783	30.462	23.565	1'53.265	245,1	16:21'14.811
8	24.463	34.947	30.703	23.580	1'53.693	244,5	16:23'08.504
9	24.256	35.381	29.863	8'27.173	9'56.673P	248,4	16:33'05.177
10	41.779	36.125	30.007	23.513	2'11.424P	176,9	16:35'16.601
11	24.424	34.913	29.829	23.265	1'52.431	241,8	16:37'09.032
12	24.213	34.826	29.815	23.583	1'52.437	245,6	16:39'01.469
13	24.255	34.975	29.720	23.208	1'52.158	242,9	16:40'53.627
14	24.367	34.836	29.771	23.327	1'52.301	244,5	16:42'45.928
15	24.399	35.689	30.444	4'09.025	5'39.557P	244,0	16:48'25.485
16	40.194	35.365	29.933	23.252	2'08.744P	171,0	16:50'34.229

5° 55 M. ROCCOLI (1'52.247)							
Lap	Seg.1	Seg.2	Seg.3	Seg.4	Lap Time	km/h	Local Time
1					16:00'50.033		
2	40.065	39.675	33.177	25.290	2'18.207P	188,9	16:03'08.240
3	26.040	38.407	30.890	23.938	1'59.275	209,0	16:05'07.515
4	24.996	35.649	30.273	23.565	1'54.483	241,2	16:07'01.998
5	26.010	38.218	34.272	8'39.905	10'18.405P	244,0	16:17'20.403
6	39.288	36.101	30.596	23.678	2'09.663P	194,4	16:19'30.066
7	24.505	34.988	30.245	23.493	1'53.231	245,6	16:21'23.297
8	24.641	35.084	30.029	23.455	1'53.209	241,2	16:23'16.506
9	24.830	35.325	30.165	23.759	1'54.079	242,3	16:25'10.585
10	24.961	35.563	30.229	23.948	1'54.701	233,4	16:27'05.286
11	24.583	35.023	30.100	23.596	1'53.302	239,1	16:28'58.588
12	24.597	35.074	29.878	23.461	1'53.010	242,3	16:30'51.598
13	24.621	35.414	30.319	8'04.193	9'34.547P	241,8	16:40'26.145
14	37.985	36.079	30.257	23.730	2'08.051P	192,0	16:42'34.196
15	24.810	35.363	30.028	23.526	1'53.727	239,6	16:44'27.923
16	24.555	35.246	29.937	23.519	1'53.257	242,9	16:46'21.180
17	24.771	35.430	31.608	13'21.086	14'52.901P	239,1	17:01'14.081
18	1'13.948	35.468	30.222	24.158	2'43.796P	196,1	17:03'57.877
19	24.232	34.654	29.906	23.455	1'52.247	244,5	17:05'50.124

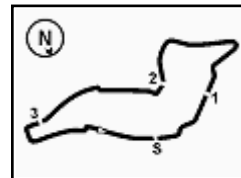
6° 3 R. DE ROSA (1'52.309)							
Lap	Seg.1	Seg.2	Seg.3	Seg.4	Lap Time	km/h	Local Time
1		37.688	31.165	24.351	186,7	16:02'01.599	
2	24.500	35.017	30.146	23.647	1'53.310	245,1	16:03'54.909
3	24.448	34.806	30.026	23.624	1'52.904	244,5	16:05'47.813
4	24.452	34.849	29.978	50.553	2'19.832CP	244,5	16:08'07.645
5	9'38.555	37.378	30.886	23.800	11'10.619P	116,3	16:19'18.264
6	24.502	34.950	30.071	23.563	1'53.086	243,4	16:21'11.350
7	24.323	34.913	29.914	23.507	1'52.657	242,3	16:23'04.007
8	24.350	34.790	29.848	23.487	1'52.475	243,4	16:24'56.482
9	24.333	34.741	29.829	23.406	1'52.309	243,4	16:26'48.791
10	24.232	34.846	29.658	25.557	1'54.293	244,5	16:28'43.084
11	24.629	34.934	29.863	23.634	1'53.060	242,3	16:30'36.144
12	24.365	35.018	29.938	23.582	1'52.903	244,0	16:32'29.047
13	24.301	34.974	29.852	23.917	1'53.044	245,1	16:34'22.091
14	24.356	34.870	29.812	23.607	1'52.645	245,6	16:36'14.736
15	24.357	34.995	29.919	23.569	1'52.840	245,1	16:38'07.576
16	24.268	34.933	29.818	23.482	1'52.501	246,2	16:40'00.077
17	24.233	36.162	31.825	43.323	2'15.543P	246,7	16:42'15.620
18	5'43.930	37.214	31.356	24.669	7'17.169P	140,0	16:49'32.789
19	24.458	34.898	29.833	23.512	1'52.701	244,5	16:51'25.490
20	24.200	35.020	39.710	45.679	2'24.609CP	245,6	16:53'50.099
21	8'37.137	35.585	30.606	23.763	10'07.091P	188,9	17:03'57.190
22	24.220	34.790	30.079	23.548	1'52.637	245,6	17:05'49.827

7° 78 H. OKUBO (1'52.334)							
Lap	Seg.1	Seg.2	Seg.3	Seg.4	Lap Time	km/h	Local Time
1					16:00'09.549		
2	45.261	38.525	33.539	25.379	2'22.704P	155,9	16:02'32.253
3	24.801	35.339	30.456	23.524	1'54.120	244,0	16:04'26.373

10/05/2019 P = Pits In/Out - C = Lap Time Cancelled

These data/results cannot be reproduced, stored and/or transmitted in whole or in part by any manner of electronic, mechanical, photocopying, recording, broadcasting or otherwise now known or herein after developed without the previous express consent by the copyright owner, except for reproduction in daily press and regular printed publications on sale to the public within 60 days of the event related to those data/results and always provided that copyright symbol appears together as follows below.

© DORNA WSBK ORGANIZATION Srl 2019



Imola Circuit 4.936 m

Pirelli Italian Round, 10-12 May 2019

Chronological Analysis Free Practice 2nd Session

2 / 5

Lap	Seg.1	Seg.2	Seg.3	Seg.4	Lap Time	km/h	Local Time
4	24.599	35.173	30.447	24.299	1'54.518	245.1	16:06'20.891
5	24.783	35.234	44.920	9'23.680	11'08.617P	243.4	16:17'29.508
6	47.254	36.743	31.157	23.704	2'18.858P	168.3	16:19'48.366
7	24.599	35.100	29.961	23.297	1'52.957	241.2	16:21'41.323
8	24.443	34.738	29.890	23.263	1'52.334	241.8	16:23'33.657
9	24.333	34.690	29.984	23.669	1'52.676	245.1	16:25'26.333
10	24.256	34.977	29.965	23.339	1'52.537	249.0	16:27'18.870
11	24.575	34.792	29.940	23.314	1'52.621	244.5	16:29'11.491
12	24.354	34.978	32.481	23.613	1'55.426	244.5	16:31'06.917
13	24.555	34.935	30.052	24.040	1'53.582	242.3	16:33'00.499
14	24.558	35.047	30.144	23.365	1'53.114	244.0	16:34'53.613
15	24.429	34.900	29.991	23.382	1'52.702	244.0	16:36'46.315
16	24.378	35.063	30.012	23.495	1'52.948	244.0	16:38'39.263
17	26.358	38.038	31.862	7'48.885	9'25.143P	236.0	16:48'04.406
18	40.790	42.819	32.077	24.281	2'19.967P	160.1	16:50'24.373
19	24.674	34.869	29.843	23.523	1'52.909	240.2	16:52'17.282
20	29.857	45.105	43.372	7'04.728	9'03.062P	199.8	17:01'20.344
21	1'07.232	35.527	30.475	24.044	2'37.278P	186.7	17:03'57.622
22	24.152	34.677	29.994	23.569	1'52.392	246.2	17:05'50.014

11° 84 L. CRESSON (1'53.367)							
Lap	Seg.1	Seg.2	Seg.3	Seg.4	Lap Time	km/h	Local Time
1							15:59'52.490
2	51.113	43.399	33.357	25.011	2'32.880P	124.7	16:02'25.370
3	24.994	35.813	30.726	23.780	1'55.313	245.6	16:04'20.683
4	24.609	35.724	30.524	23.857	1'54.714	245.6	16:06'15.397
5	24.580	37.424	33.261	9'11.453	10'46.718P	246.7	16:17'02.115
6	44.560	37.317	30.883	23.848	2'16.608P	122.4	16:19'18.723
7	24.466	35.239	30.247	23.559	1'53.511	246.2	16:21'12.234
8	24.528	35.260	30.356	23.673	1'53.817	245.1	16:23'06.051
9	24.501	35.428	30.389	23.938	1'54.256	247.9	16:25'00.307
10	24.554	35.531	30.445	23.849	1'54.379	246.7	16:26'54.686
11	29.891	43.383	31.375	8'28.484	10'13.133P	246.7	16:37'07.819
12	40.663	40.521	35.206	24.019	2'20.409P	182.2	16:39'28.228
13	24.804	35.769	30.530	23.882	1'54.985	245.6	16:41'23.213
14	24.643	35.503	30.493	23.896	1'54.535	246.2	16:43'17.748
15	24.806	40.896	30.515	23.858	2'00.075	247.3	16:45'17.823
16	25.168	35.913	31.616	3'07.834	4'40.531P	250.2	16:49'58.354
17	40.607	43.859	31.295	23.907	2'19.668P	179.2	16:52'18.022
18	29.390	44.856	43.624	6'59.493	8'57.363P	202.0	17:01'15.385
19	1'13.214	36.474	30.711	24.631	2'45.030P	192.6	17:04'00.415
20	24.462	35.321	30.094	23.490	1'53.367	245.6	17:05'53.782

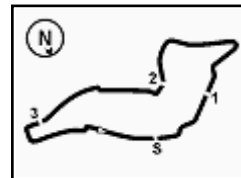
8° 44 L. MAHIAS (1'52.443)							
Lap	Seg.1	Seg.2	Seg.3	Seg.4	Lap Time	km/h	Local Time
1							16:01'54.943
2	42.980	36.012	30.611	23.907	2'13.510P	157.5	16:04'08.453
3	24.656	35.063	30.615	27.846	1'58.180	240.7	16:06'06.633
4	24.636	35.206	36.094	10'21.243	11'57.179P	242.9	16:18'03.812
5	40.378	35.722	31.173	24.327	2'11.600CP	178.6	16:20'15.412
6	24.761	35.144	29.973	23.674	1'53.552	242.3	16:22'08.964
7	24.425	34.960	30.242	23.515	1'53.142	241.8	16:24'02.106
8	24.636	35.056	30.306	23.454	1'53.452	241.8	16:25'55.558
9	24.548	35.066	30.036	23.434	1'53.084	241.8	16:27'48.642
10	28.343	50.213	33.157	9'08.347	11'00.060P	233.4	16:38'48.702
11	41.943	35.397	30.244	23.479	2'11.063P	143.1	16:40'59.765
12	24.408	34.845	29.913	23.277	1'52.443	240.7	16:42'52.208
13	24.559	34.913	34.229	4'43.903	6'17.604P	242.3	16:49'09.812
14	40.456	36.758	30.187	23.275	2'10.676P	160.8	16:51'20.488
15	24.404	34.659	38.725	8'21.152	9'58.940P	242.3	17:01'19.428
16	1'06.723	35.600	30.570	23.301	2'36.194P	192.6	17:03'55.622

12° 61 G. RUIJ (1'53.417)							
Lap	Seg.1	Seg.2	Seg.3	Seg.4	Lap Time	km/h	Local Time
1							16:02'07.861
2	25.345	36.109	31.066	23.925	1'56.445	234.9	16:04'04.306
3	25.085	35.802	30.833	23.782	1'55.502	237.0	16:05'59.808
4	24.921	35.581	30.655	9'32.687	11'03.844P	238.6	16:17'03.652
5	43.513	37.183	31.102	23.690	2'15.488P	157.3	16:19'19.140
6	24.736	35.374	30.438	23.569	1'54.117	241.8	16:21'13.257
7	24.891	35.445	30.387	23.657	1'54.380	239.1	16:23'07.637
8	24.932	36.244	30.401	32.800	2'04.377	239.6	16:25'12.014
9	24.853	35.466	30.271	23.603	1'54.193	240.2	16:27'06.207
10	24.590	37.626	32.856	13'59.256	15'34.328P	241.2	16:42'40.535
11	59.445	36.976	34.515	25.614	2'36.550P		16:45'17.085
12	24.764	35.555	34.031	25.217	1'59.567	239.1	16:47'16.652
13	25.168	35.522	36.557	32.697	2'09.944	234.9	16:49'26.596
14	24.564	36.208	30.372	23.482	1'54.626	240.7	16:51'21.222
15	24.556	35.105	38.425	8'18.770	9'56.856P	240.7	17:01'18.078
16	1'08.667	35.736	31.147	24.428	2'39.978P	190.3	17:03'58.056
17	24.528	35.182	30.241	23.466	1'53.417	247.3	17:05'51.473

9° 21 R. KRUMMENACHER (1'53.295)							
Lap	Seg.1	Seg.2	Seg.3	Seg.4	Lap Time	km/h	Local Time
1		37.748	30.374	23.579		185.4	16:02'36.181
2	24.377	35.095	30.173	23.650	1'53.295	247.9	16:04'29.476

10° 22 F. FULIGNI (1'53.346)							
Lap	Seg.1	Seg.2	Seg.3	Seg.4	Lap Time	km/h	Local Time
1		37.771	31.475	24.903		187.6	16:02'02.699
2	24.875	35.619	30.949	23.980	1'55.423	243.4	16:03'58.122
3	25.085	35.639	30.592	23.913	1'55.229	244.0	16:05'53.351
4	24.745	35.448	30.333	42.833	2'13.359CP	244.5	16:08'06.710
5	10'06.031	36.444	31.305	24.059	11'37.839P	190.9	16:19'44.549
6	24.809	35.339	30.519	23.684	1'54.351	242.3	16:21'38.900
7	24.540	35.218	30.444	23.645	1'53.847	242.3	16:23'32.747
8	24.522	35.086	30.185	24.063	1'53.856	244.0	16:25'26.603
9	24.407	35.133	30.216	23.590	1'53.346	240.7	16:27'19.949
10	24.277	35.154	30.096	2'26.633	3'56.160P	246.7	16:31'16.109
11	11'17.213	36.654	31.192	24.261	12'49.320P	145.8	16:44'05.429
12	24.640	35.518	32.123	24.320	1'56.601	241.8	16:46'02.030
13	24.513	35.628	30.375	23.712	1'54.228	245.1	16:47'56.258
14	24.506	40.839	31.734	27.538	2'04.617	244.5	16:50'00.875
15	24.937	35.669	31.194	23.998	1'55.798	232.9	16:51'56.673
16	24.645	39.158	36.149	44.763	2'24.715CP	240.9	16:54'21.388
17	8'06.979	36.499	30.730	24.583	9'38.791P	189.3	17:04'00.179

13° 12 L. OTTAVIANI (1'53.425)							
Lap	Seg.1	Seg.2	Seg.3	Seg.4	Lap Time	km/h	Local Time
1							16:02'02.128
2	24.698	35.288	30.334	23.665	1'53.985	239.6	16:03'56.113
3	24.632	35.234	30.151	23.537	1'53.554	240.2	16:05'49.667
4	24.603	35.105	30.385	10'24.999	11'55.092P	241.8	16:17'44.759
5	51.230	40.867	34.717	24.362	2'31.176P	129.0	16:20'15.935
6	24.802	35.712	30.191	23.595	1'54.300	237.5	16:22'10.235
7	24.635	35.111	30.137	23.615	1'53.498	239.1	16:24'03.733
8	24.739	35.280	30.027	23.506	1'53.552	242.3	16:25'57.285
9	24.673	35.401	30.099	23.958	1'54.131	239.6	16:27'51.416
10	28.242	40.871	38.170	9'48.535	11'35.818P	185.7	16:39'27.234
11	51.826	38.950	35.256	28.529	2'34.561P	117.9	16:42'01.795
12	27.359	44.230	37.393	23.998	2'12.980	205.5	16:44'14.775



Pirelli Italian Round, 10-12 May 2019

Chronological Analysis Free Practice 2nd Session

Imola Circuit 4.936 m

3 / 5

14° 38 H. SOOMER (1'53.494)

Lap	Seg.1	Seg.2	Seg.3	Seg.4	Lap Time	km/h	Local Time
1							16:29'45.623
2	40.794	35.990	30.790	23.959	2'11.533P	187,0	16:31'57.156
3	24.949	35.369	30.582	23.892	1'54.792	240,7	16:33'51.948
4	24.726	35.363	30.687	23.888	1'54.664	242,3	16:35'46.612
5	24.556	35.349	30.337	23.674	1'53.916	240,2	16:37'40.528
6	24.741	35.379	30.257	23.801	1'54.178	240,7	16:39'34.706
7	24.640	35.445	30.210	23.724	1'54.019	241,2	16:41'28.725
8	24.598	35.377	30.362	23.623	1'53.960	240,2	16:43'22.685
9	24.549	35.302	30.089	23.554	1'53.494	242,3	16:45'16.179
10	24.970	39.151	32.216	4'03.161	5'39.498P	240,2	16:50'55.677
11	40.379	35.542	33.959	8'38.277	10'28.157P	185,4	17:01'23.834
12	1'06.300	44.729	31.017	23.586	2'45.632P	186,3	17:04'09.466
13	24.465	35.127	30.134	24.050	1'53.776	241,8	17:06'03.242

15° 56 P. SEBESTYEN (1'53.582)

Lap	Seg.1	Seg.2	Seg.3	Seg.4	Lap Time	km/h	Local Time
1		42.588	33.475	26.172			16:02'26.143
2	24.738	35.444	31.008	24.093	1'55.283	245,1	16:04'21.426
3	24.583	35.451	30.683	23.978	1'54.695	242,3	16:06'16.121
4	24.508	35.469	32.844	9'24.371	10'57.192P	244,0	16:17'13.313
5	39.064	35.653	30.646	24.434	2'09.797P	193,3	16:19'23.110
6	25.114	35.470	30.603	23.836	1'55.023	238,6	16:21'18.133
7	24.656	35.183	30.357	23.776	1'53.972	241,8	16:23'12.105
8	24.617	38.135	31.361	24.119	1'58.232	242,9	16:25'10.337
9	24.793	35.318	30.749	23.898	1'54.758	241,8	16:27'05.095
10	24.395	35.121	30.213	24.059	1'53.788	242,9	16:28'58.883
11	24.478	35.161	30.344	23.717	1'53.700	245,6	16:30'52.583
12	24.828	35.813	31.121	11'09.535	12'41.297P	242,9	16:43'33.880
13	48.573	39.576	36.205	24.660	2'29.014P	145,3	16:46'02.894
14	24.523	35.342	30.597	23.751	1'54.213	244,0	16:47'57.107
15	24.363	36.311	39.510	27.078	2'07.262	245,1	16:50'04.369
16	24.466	35.042	30.387	23.687	1'53.582	244,5	16:51'57.951
17	24.312	39.793	36.796	7'35.114	9'16.015P	246,2	17:01'13.966
18	1'19.982	40.042	34.073	24.010	2'58.107P	124,4	17:04'12.073
19	24.385	35.254	30.406	23.643	1'53.688	244,0	17:06'05.761

16° 32 I. VINALES (1'53.732)

Lap	Seg.1	Seg.2	Seg.3	Seg.4	Lap Time	km/h	Local Time
1							16:00'56.694
2	41.207	37.539	31.234	24.183	2'14.163P	189,6	16:03'10.857
3	24.952	36.170	30.504	23.732	1'55.358	238,6	16:05'06.215
4	24.887	35.743	30.540	23.741	1'54.911	240,7	16:07'01.126
5	24.833	38.179	32.640	8'34.460	10'10.112P	244,5	16:17'11.238
6	42.565	36.227	30.547	23.721	2'13.060P	192,6	16:19'24.298
7	24.656	35.298	30.382	23.862	1'54.198	242,9	16:21'18.496
8	24.589	36.153	30.586	23.989	1'55.317	242,9	16:23'13.813
9	24.718	35.527	30.488	28.606	1'59.339	244,0	16:25'13.152
10	24.698	35.353	30.022	23.793	1'53.866	241,2	16:27'07.018
11	24.458	35.929	32.571	7'19.011	8'51.969P	246,2	16:35'58.987
12	42.059	36.926	30.972	23.981	2'13.938P	151,2	16:38'12.925
13	25.000	36.006	30.626	23.858	1'55.490	241,2	16:40'08.415
14	24.802	35.546	30.474	5'55.879	7'26.701P	240,2	16:47'35.116
15	44.882	39.807	36.828	29.177	2'30.694P	124,4	16:50'05.810
16	24.560	35.295	30.139	23.738	1'53.732	244,0	16:51'59.542
17	24.672	38.310	36.878	7'52.138	9'31.998P	244,5	17:01'31.540
18	58.414	44.642	34.062	24.431	2'41.549P	186,7	17:04'13.089
19	24.610	37.368	32.208	23.948	1'58.134	245,6	17:06'11.223

17° 95 J. DANILO (1'54.028)

Lap	Seg.1	Seg.2	Seg.3	Seg.4	Lap Time	km/h	Local Time
-----	-------	-------	-------	-------	----------	------	------------

10/05/2019 P = Pits In/Out - C = Lap Time Cancelled

These data/results cannot be reproduced, stored and/or transmitted in whole or in part by any manner of electronic, mechanical, photocopying, recording, broadcasting or otherwise now known or herein after developed without the previous express consent by the copyright owner, except for reproduction in daily press and regular printed publications on sale to the public within 60 days of the event related to those data/results and always provided that copyright symbol appears together as follows below.

© DORNA WSBK ORGANIZATION Srl 2019

1						36.663	32.581	24.599	196,5	16:02'06.939	
2	25.062					35.927	30.706	24.199	1'55.894	241,8	16:04'02.833
3	24.972					35.694	30.598	24.411	1'55.675	242,3	16:05'58.508
4	25.165					35.770	31.300	9'48.352	11'20.587P	240,2	16:17'19.095
5	41.294					36.608	30.786	24.247	2'12.935P	187,3	16:19'32.030
6	24.878					35.636	32.829	24.143	1'57.486	242,9	16:21'29.516
7	24.760					35.638	30.367	24.166	1'54.931	242,3	16:23'24.447
8	24.763					35.772	30.489	24.098	1'55.122	242,3	16:25'19.569
9	24.868					35.684	30.272	24.109	1'54.933	241,2	16:27'14.502
10	24.716					35.628	30.416	23.911	1'54.671	242,9	16:29'09.173
11	25.938					38.236	34.347	11'30.677	13'09.198P	236,5	16:42'18.371
12	43.024					36.905	30.871	24.362	2'15.162P	162,5	16:44'33.533
13	24.805					35.587	31.852	23.937	1'56.181C	242,3	16:46'29.714
14	24.749					35.561	30.581	24.154	1'55.045	241,8	16:48'24.759
15	24.694					35.552	30.305	23.957	1'54.508	244,0	16:50'19.267
16	26.063					36.109	30.506	24.147	1'56.825	207,4	16:52'16.092
17	26.931					38.593	35.214	7'09.021	8'49.759P	241,8	17:01'05.851
18	1'22.503					36.978	30.936	24.554	2'54.971P	192,3	17:04'00.822
19	24.536					35.569	30.227	23.696	1'54.028	244,0	17:05'54.850

18° 6 M. HERRERA (1'54.075)

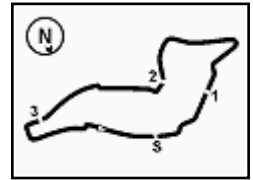
Lap	Seg.1	Seg.2	Seg.3	Seg.4	Lap Time	km/h	Local Time
1							16:00'29.489
2	41.130	36.798	31.118	24.049	2'13.095P	189,9	16:02'42.584
3	25.305	36.514	31.296	24.063	1'57.178	237,5	16:04'39.762
4	25.115	35.978	30.695	23.868	1'55.656	236,0	16:06'35.418
5	25.021	36.691	35.579	9'08.183	10'45.474P	236,5	16:17'20.892
6	39.902	36.381	31.203	23.896	2'11.382P	196,9	16:19'32.274
7	25.012	35.546	30.724	23.731	1'55.013	238,6	16:21'27.287
8	24.976	35.656	30.573	23.706	1'54.911	240,7	16:23'22.198
9	24.968	35.765	33.939	24.556	1'59.228	242,9	16:25'21.426
10	24.893	35.747	30.406	23.885	1'54.931	243,4	16:27'16.357
11	25.000	35.833	31.405	24.359	1'56.597	240,2	16:29'12.954
12	25.812	36.443	31.274	8'57.735	10'31.264P	234,9	16:39'44.218
13	45.904	35.889	30.740	24.260	2'16.793P	157,1	16:42'01.011
14	24.800	35.230	30.407	23.638	1'54.075	245,1	16:43'55.086
15	24.812	43.051	31.504	23.648	2'03.015	239,6	16:45'58.101
16	24.903	35.520	30.502	23.653	1'54.578	241,8	16:47'52.679
17	28.510	39.586	33.493	25.955	2'07.544	238,6	16:50'00.223
18	26.092	41.564	30.344	23.961	2'01.961	230,9	16:52'02.184
19	25.299	40.544	38.937	7'21.199	9'05.979P	243,4	17:01'08.163
20	1'20.667	39.220	33.845	24.811	2'58.543P	183,8	17:04'06.706
21	24.805	35.777	31.082	24.428	1'56.092	245,6	17:06'02.798

19° 94 C. PEROLARI (1'54.138)

Lap	Seg.1	Seg.2	Seg.3	Seg.4	Lap Time	km/h	Local Time
1							16:02'35.200
2	24.647		42.382	31.516	24.201		16:04'29.338

20° 74 J. VAN SIKKELERUS (1'54.577)

Lap	Seg.1	Seg.2	Seg.3	Seg.4	Lap Time	km/h	Local Time
1							16:00'45.579
2	44.565	38.392	32.480	15'06.285	17'01.722P	190,9	16:17'47.301
3	48.436	39.072	33.953	26.512	2'27.973P	162,3	16:20'15.274
4	25.393	36.212	31.109	24.043	1'56.757	231,4	16:22'12.031
5	25.008	35.852	31.063	24.033	1'55.956	235,5	16:24'07.987
6	25.388	38.644	30.890	24.032	1'58.954	234,9	16:26'06.941
7	24.852	35.710	30.709	23.902	1'55.173	240,2	16:28'02.114
8	25.238	37.434	32.033	7'40.636	9'15.341P	230,9	16:37'17.455
9	52.793	36.495	30.955	23.969	2'24.212P		16:39'41.667
10	24.780	35.658	30.782	24.008	1'55.228	239,6	16:41'36.895
11	25.357	37.262	33.059	3'15.680	4'51.358P	236,5	16:46'28.253
12	39.795	37.591	31.663	24.359	2'13.408P	184,1	16:48'41.661



Pirelli Italian Round, 10-12 May 2019

Chronological Analysis Free Practice 2nd Session

Imola Circuit 4.936 m

4 / 5

13	24.791	35.573	30.518	23.695	1'54.577	239,1	16:50'36.238
14	24.614	35.615	30.864	23.918	1'55.011C	242,3	16:52'31.249
15	29.634	41.224	36.191	6'51.021	8'38.070P	185,7	17:01'09.319
16	1'19.211	37.026	30.876	24.664	2'51.777P	190,3	17:04'01.096

2							9'59.896P	16:17'06.842
3	40.903	38.159	31.573	25.611	2'16.246P	188,6	16:19'23.088	
4	35.337	44.512	39.215	8'15.847	10'14.911P	193,0	16:29'37.999	
5	40.520	37.659	31.339	25.353	2'14.871P	178,9	16:31'52.870	
6	25.384	36.306	31.127	24.638	1'57.455	237,5	16:33'50.325	
7	25.207	36.225	31.264	24.137	1'56.833	239,1	16:35'47.158	
8	24.948	36.848	30.895	24.262	1'56.953	239,6	16:37'44.111	
9	25.057	36.123	30.636	23.845	1'55.661	239,6	16:39'39.772	
10	24.787	36.021	37.766	4'46.527	6'25.101P	239,1	16:46'04.873	
11	43.056	37.601	31.548	24.992	2'17.197P	131,5	16:48'22.070	
12	24.982	36.357	31.107	24.383	1'56.829	239,6	16:50'18.899	
13	24.921	35.753	30.468	24.022	1'55.164	238,6	16:52'14.063	
14	27.055	38.195	36.701	7'25.508	9'07.459P	239,1	17:01'21.522	
15	1'07.801	37.180	31.230	24.364	2'40.575P	189,9	17:04'02.097	
16	25.079	43.656	32.171	24.516	2'05.422	244,5	17:06'07.519	

21° 10 N. CALERO (1'55.034)

Lap	Seg.1	Seg.2	Seg.3	Seg.4	Lap Time	km/h	Local Time
1							15:59'56.935
2	46.998	43.296	33.406	25.158	2'28.858P	117,1	16:02'25.793
3	25.564	36.229	31.729	24.301	1'57.823	236,5	16:04'23.616
4	25.240	36.278	31.181	22.552	1'55.251C	235,5	16:06'18.867
5	27.232	36.165	43.042	9'33.485	11'19.924P	195,8	16:17'38.791
6	39.218	36.345	31.237	24.035	2'10.835CP	152,9	16:19'49.626
7	30.651	38.861	32.750	24.348	2'06.610	205,1	16:21'56.236
8	25.123	38.451	32.171	3'53.557	5'29.302P	234,9	16:27'25.538
9	40.993	40.182	34.738	25.424	2'21.337P	163,3	16:29'46.875
10	25.627	36.105	30.948	24.172	1'56.852	232,9	16:31'43.727
11	28.686	38.885	32.369	6'32.423	8'12.363P	229,9	16:39'56.090
12	37.983	36.127	30.781	22.057	2'06.948CP	173,5	16:42'03.038
13	27.990	39.414	31.057	24.199	2'02.660	205,1	16:44'05.698
14	24.693	35.528	30.606	24.207	1'55.034	239,6	16:46'00.732
15	25.439	36.312	31.318	23.717	1'56.786	232,9	16:47'57.518
16	24.538	35.967	36.541	25.908	2'02.954C	244,5	16:50'00.472
17	25.072	35.632	30.653	23.952	1'55.309	233,9	16:51'55.781
18	24.801	40.574	36.892	7'35.496	9'17.763P	240,7	17:01'13.544
19	1'15.925	37.466	31.389	24.178	2'48.958P	175,7	17:04'02.502
20	24.918	35.806	30.772	24.001	1'55.497	241,2	17:05'57.999

25° 15 A. COPPOLA (1'55.221)

Lap	Seg.1	Seg.2	Seg.3	Seg.4	Lap Time	km/h	Local Time
1							16:00'18.560
2	45.140	39.510	31.691	25.131	2'21.472P	149,9	16:02'40.032
3	25.531	38.598	32.114	24.621	2'00.864	237,5	16:04'40.896
4	25.236	36.156	31.179	24.441	1'57.012	238,6	16:06'37.908
5	25.294	37.201	35.790	9'28.039	11'06.324P	234,9	16:17'44.232
6	44.517	43.885	35.577	27.608	2'31.587P	150,5	16:20'15.819
7	25.604	36.388	30.849	24.414	1'57.255	228,0	16:22'13.074
8	25.148	36.025	30.858	24.405	1'56.436	234,9	16:24'09.510
9	25.086	35.855	30.824	24.427	1'56.192	239,6	16:26'05.702
10	25.003	38.003	31.746	7'58.076	9'32.828P	236,5	16:35'38.530
11	45.650	40.076	32.631	24.910	2'23.267P	162,0	16:38'01.797
12	25.189	36.253	31.110	24.436	1'56.988	235,5	16:39'58.785
13	25.142	36.288	30.909	4'56.358	6'28.697P	234,4	16:46'27.482
14	40.329	38.087	31.813	24.519	2'14.748P	181,9	16:48'42.230
15	24.832	35.792	30.531	24.066	1'55.221	241,8	16:50'37.451
16	24.805	35.839	30.887	25.655	1'57.186C	240,2	16:52'34.637
17	30.580	43.634	43.180	6'53.721	8'51.115P	174,6	17:01'25.752
18	1'04.730	37.973	31.909	24.939	2'39.551P	184,1	17:04'05.303
19	25.240	36.615	31.010	24.536	1'57.401	241,8	17:06'02.704

22° 30 G. VAN STRAALLEN (1'55.035)

Lap	Seg.1	Seg.2	Seg.3	Seg.4	Lap Time	km/h	Local Time
1							15:59'52.910
2	50.905	37.134	31.759	24.360	2'24.158P	139,4	16:02'17.068
3	25.246	36.047	31.097	24.233	1'56.623	238,0	16:04'13.691
4	25.266	36.490	31.636	24.274	1'57.666	233,9	16:06'11.357
5	25.275	35.919	33.777	9'39.826	11'14.797P	239,1	16:17'26.154
6	37.627	36.440	31.115	24.370	2'09.552P	192,3	16:19'35.706
7	25.362	35.612	30.483	24.051	1'55.508	239,6	16:21'31.214
8	24.967	36.417	32.649	24.172	1'58.205	241,2	16:23'29.419
9	25.103	35.947	30.435	25.063	1'56.548	239,6	16:25'25.967
10	25.065	36.365	31.094	6'50.724	8'23.248P	237,5	16:33'49.215
11	43.056	37.350	31.369	24.081	2'15.856P	153,1	16:36'05.071
12	24.940	35.504	30.659	23.932	1'55.035	239,6	16:38'00.106
13	24.912	35.726	36.454	25.275	2'02.367	239,6	16:40'02.473
14	25.350	36.185	30.651	24.270	1'56.456	234,9	16:41'58.929
15	25.227	35.988	31.151	6'01.269	7'33.635P	236,5	16:49'32.564
16	44.907	39.513	33.142	23.908	2'21.470P	155,7	16:51'54.034
17	25.503	38.851	37.839	7'51.354	9'33.547P	237,5	17:01'27.581
18	1'02.548	37.618	31.890	24.924	2'36.980P	187,3	17:04'04.561
19	25.711	36.648	31.960	24.781	1'59.100	244,5	17:06'03.661

26° 4 C. STANGE (1'56.799)

Lap	Seg.1	Seg.2	Seg.3	Seg.4	Lap Time	km/h	Local Time
1							16:00'27.664
2					29'20.797P		16:29'48.461
3	45.678	37.915	31.271	24.543	2'19.407P	125,7	16:32'07.868
4	25.585	37.365	30.980	24.365	1'58.295	237,0	16:34'06.163
5	25.300	37.005	30.763	24.305	1'57.373	238,0	16:36'03.536
6	25.148	36.469	30.779	24.484	1'56.880	239,1	16:38'00.416
7	25.107	36.612	30.882	24.198	1'56.799	239,1	16:39'57.215
8	25.915	38.004	31.861	4'15.324	5'51.104P	225,2	16:45'48.319
9	49.684	37.674	39.436	24.852	2'31.646CP		16:48'19.965
10	25.578	36.787	30.876	23.921	1'57.162C	238,6	16:50'17.127
11	32.980	36.841	30.884	24.182	2'04.887C	201,3	16:52'22.014
12	29.253	41.799	45.206	7'05.251	9'01.509P	190,3	17:01'23.523
13	1'07.144	38.048	31.185	24.327	2'40.704P	174,9	17:04'04.227
14	25.883	36.701	30.815	24.151	1'57.550	238,6	17:06'01.777

23° 11 K. SMITH (1'55.067)

Lap	Seg.1	Seg.2	Seg.3	Seg.4	Lap Time	km/h	Local Time
1							16:00'10.533
2	42.091	38.834	33.015	25.012	2'18.952P	169,9	16:02'29.485
3	25.648	36.847	31.423	24.088	1'58.006	238,6	16:04'27.491
4	25.027	36.151	33.419	24.225	1'58.822C	243,4	16:06'26.313
5	25.182	36.845	39.152	10'34.693	12'15.872P	240,7	16:18'42.185
6	39.361	36.744	31.400	24.235	2'11.740P	192,0	16:20'53.925
7	25.021	35.774	30.450	23.822	1'55.067	239,1	16:22'48.992
16:07'06.946							

24° 47 R. HARTOG (1'55.164)

Lap	Seg.1	Seg.2	Seg.3	Seg.4	Lap Time	km/h	Local Time
1							16:07'06.946

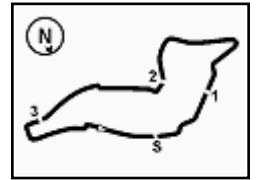
27° 34 F. MASSEI (1'58.256)

Lap	Seg.1	Seg.2	Seg.3	Seg.4	Lap Time	km/h	Local Time
1							16:01'10.418
2	1'01.499	42.585	35.394	27.186	2'46.664P	132,0	16:03'57.082
3	26.662	37.348	32.112	24.607	2'00.729	214,0	16:05'57.811
4	25.907	37.236	35.135	10'11.171	11'49.449P	224,2	16:17'47.260
5	52.687	39.705	33.064	24.618	2'30.074CP	159,9	16:20'17.334
6	25.628	36.648	31.549	24.431	1'58.256	224,7	16:22'15.590

10/05/2019 P = Pits In/Out - C = Lap Time Cancelled

These data/results cannot be reproduced, stored and/or transmitted in whole or in part by any manner of electronic, mechanical, photocopying, recording, broadcasting or otherwise now known or herein after developed without the previous express consent by the copyright owner, except for reproduction in daily press and regular printed publications on sale to the public within 60 days of the event related to those data/results and always provided that copyright symbol appears together as follows below.

© DORNA WSBK ORGANIZATION Srl 2019



Pirelli Italian Round, 10-12 May 2019

Chronological Analysis Free Practice 2nd Session

7	25.470	36.850	31.646	24.424	1'58.390	227,0	16:24'13.980
8	25.847	37.165	33.263	24.671	2'00.946	225,2	16:26'14.926
9	25.840	36.847	31.640	24.622	1'58.949	223,8	16:28'13.875
10	27.573	39.619	35.728	4'37.475	6'20.395P	211,1	16:34'34.270
11	52.022	39.328	32.412	24.475	2'28.237P	163,7	16:37'02.507
12	25.670	37.241	31.472	24.459	1'58.842	225,2	16:39'01.349
13	25.688	36.812	31.723	24.635	1'58.858	220,6	16:41'00.207

28°							
67 G. MATERN (2'05.423)							
Lap	Seg.1	Seg.2	Seg.3	Seg.4	Lap Time	km/h	Local Time
1							16:02'10.057
2	55.132	41.773	34.149	26.575	2'37.629P		16:04'47.686
3	27.860	40.325	33.017	25.642	2'06.844	203,5	16:06'54.530
4	27.395	43.182	35.515	9'15.966	11'02.058P	223,8	16:17'56.588
5	44.383	41.168	33.668	25.955	2'25.174P	177,2	16:20'21.762
6	27.591	40.024	33.296	25.713	2'06.624	226,6	16:22'28.386
7	27.317	40.086	33.049	25.722	2'06.174	222,8	16:24'34.560
8	27.578	40.600	33.223	4'15.030	5'56.431P	220,6	16:30'30.991
9	50.216	41.260	33.589	25.922	2'30.987P		16:33'01.978
10	27.365	40.024	32.821	25.938	2'06.148	222,8	16:35'08.126
11	27.216	41.229	33.205	25.930	2'07.580	229,5	16:37'15.706
12	27.131	39.647	33.017	25.628	2'05.423	225,2	16:39'21.129
13	28.238	40.649	33.697	4'08.549	5'51.133P	194,7	16:45'12.262
14	43.105	40.670	34.747	26.274	2'24.796P	172,4	16:47'37.058
15	27.216	40.106	33.070	26.583	2'06.975	227,0	16:49'44.033
16	26.954	40.156	33.006	25.612	2'05.728	228,5	16:51'49.761

10/05/2019 P = Pits In/Out - C = Lap Time Cancelled

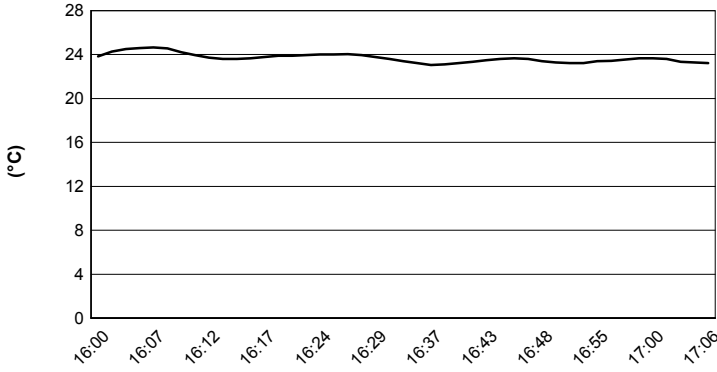
These data/results cannot be reproduced, stored and/or transmitted in whole or in part by any manner of electronic, mechanical, photocopying, recording, broadcasting or otherwise now known or herein after developed without the previous express consent by the copyright owner, except for reproduction in daily press and regular printed publications on sale to the public within 60 days of the event related to those data/results and always provided that copyright symbol appears together as follows below.

© DORNA WSBK ORGANIZATION Srl 2019

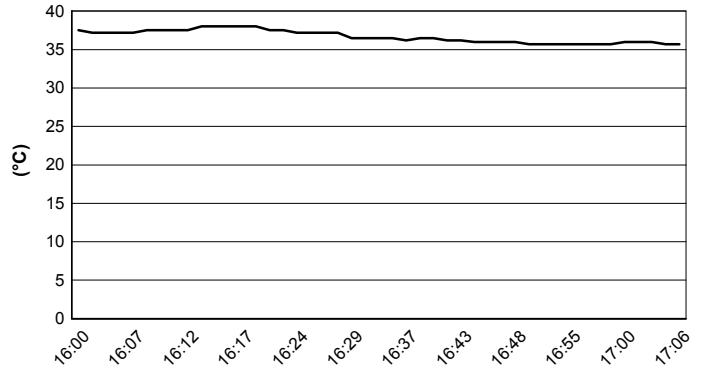


Pirelli Italian Round, 10-12 May 2019
Weather Report Free Practice 2nd Session
 Session started 16:00 - Session ended 17:07

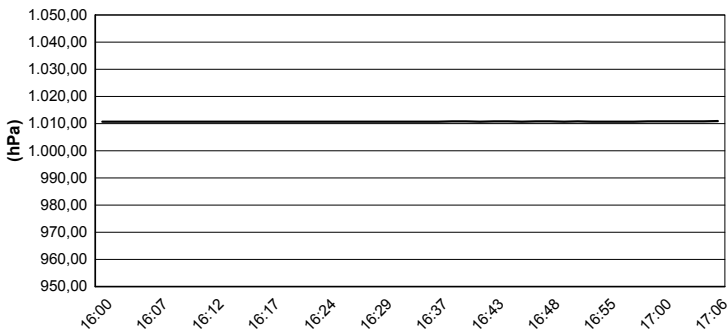
Air Temperature



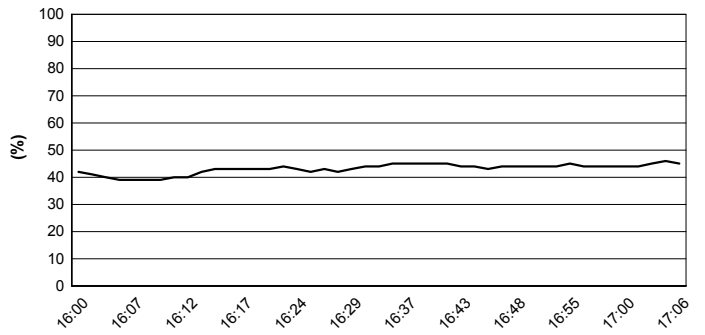
Track Temperature



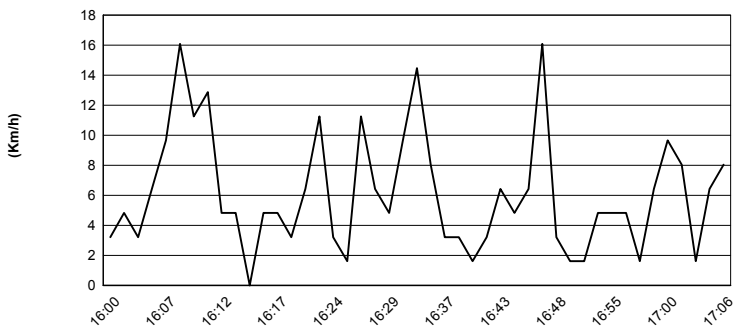
Air Pressure



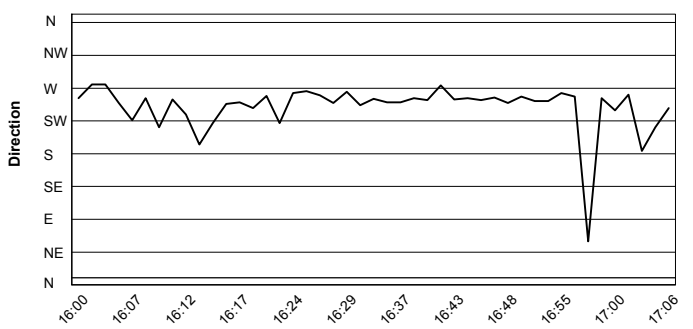
Humidity



Wind Speed



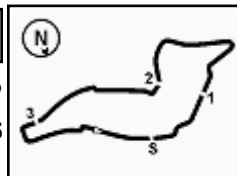
Wind Direction



10/05/2019

These data/results cannot be reproduced, stored and/or transmitted in whole or in part by any manner of electronic, mechanical, photocopying, recording, broadcasting or otherwise now known or herein after developed without the previous express consent by the copyright owner, except for reproduction in daily press and regular printed publications on sale to the public within 60 days of the event related to those data/results and always provided that copyright symbol appears together as follows below.

© DORNA WSBK ORGANIZATION Srl 2019



Pirelli Italian Round, 10-12 May 2019

Best Laps & Speeds

No.	Rider Bike	Nat	Best Lap		FP1		FP2										
			LL	SPD	LL	SPD	LL	SPD									
1	64 F. CARICASULO Yamaha YZF R6	ITA	1'51.278 22 250,7		1'51.278 14 250,7		1'51.995 8 249,5										
2	16 J. CLUZEL Yamaha YZF R6	FRA	1'51.583 39 251,3		1'51.853 19 251,3		1'51.583 20 250,7										
3	21 R. KRUMMENACHER Yamaha YZF R6	SUI	1'51.811 20 247,8		1'51.811 19 247,3		1'53.295 1 247,8										
4	86 A. BADOVINI Kawasaki ZX-6R	ITA	1'52.003 33 246,7		1'52.411 18 244,5		1'52.003 15 246,7										
5	44 L. MAHIAS Kawasaki ZX-6R	FRA	1'52.058 33 245,6		1'52.058 18 245,6		1'52.443 15 242,8										
6	36 T. GRADINGER Yamaha YZF R6	AUT	1'52.158 33 249,5		1'52.789 18 249,5		1'52.158 15 248,4										
7	55 M. ROCCOLI Yamaha YZF R6	ITA	1'52.247 33 245,6		1'52.515 15 245,0		1'52.247 18 245,6										
8	3 R. DE ROSA MV Agusta F3 675	ITA	1'52.309 40 247,8		1'52.535 19 247,8		1'52.309 21 246,7										
9	78 H. OKUBO Kawasaki ZX-6R	JPN	1'52.334 35 249,0		1'52.960 14 246,7		1'52.334 21 249,0										
10	22 F. FULIGNI MV Agusta F3 675	ITA	1'53.346 35 246,7		1'53.752 18 246,1		1'53.346 17 246,7										
11	84 L. CRESSON Yamaha YZF R6	BEL	1'53.367 37 250,7		1'54.479 18 250,7		1'53.367 19 250,1										
12	61 G. RUIU Yamaha YZF R6	ITA	1'53.417 30 247,3		1'55.389 14 242,3		1'53.417 16 247,3										
13	12 L. OTTAVIANI Yamaha YZF R6	ITA	1'53.425 34 242,8		1'53.902 19 242,8		1'53.425 15 242,3										
14	38 H. SOOMER Honda CBR600RR	EST	1'53.494 28 246,1		1'54.126 16 246,1		1'53.494 12 242,3										
15	56 P. SEBESTYEN Honda CBR600RR	HUN	1'53.582 36 247,8		1'53.765 18 247,8		1'53.582 18 246,1										
16	32 I. VINALES Yamaha YZF R6	ESP	1'53.732 37 246,1		1'54.575 19 245,0		1'53.732 18 246,1										
17	94 C. PEROLARI Yamaha YZF R6	FRA	1'53.842 20 247,3		1'53.842 19 246,1		1'54.138 1 247,3										
18	95 J. DANILO Honda CBR600RR	FRA	1'54.028 40 245,0		1'55.207 22 245,0		1'54.028 18 243,9										
19	6 M. HERRERA Yamaha YZF R6	ESP	1'54.075 39 246,7		1'55.454 19 246,7		1'54.075 20 245,6										
20	74 J. VAN SIKKELERUS Honda CBR600RR	NED	1'54.577 30 242,3		1'55.345 15 240,7		1'54.577 15 242,3										
21	47 R. HARTOG Kawasaki ZX-6R	NED	1'54.638 31 244,5		1'54.638 16 242,8		1'55.164 15 244,5										
22	30 G. VAN STRAALEN Kawasaki ZX-6R	NED	1'54.859 37 244,5		1'54.859 19 244,5		1'55.035 18 244,5										
23	10 N. CALERO Kawasaki ZX-6R	ESP	1'55.034 35 244,5		1'55.733 16 240,7		1'55.034 19 244,5										
24	11 K. SMITH Kawasaki ZX-6R	GBR	1'55.067 6 243,4				1'55.067 6 243,4										
25	15 A. COPPOLA Honda CBR600RR	ITA	1'55.221 35 241,7		1'56.565 17 240,7		1'55.221 18 241,7										

10/05/2019

These data/results cannot be reproduced, stored and/or transmitted in whole or in part by any manner of electronic, mechanical, photocopying, recording, broadcasting or otherwise now known or herein after developed without the previous express consent by the copyright owner, except for reproduction in daily press and regular printed publications on sale to the public within 60 days of the event related to those data/results and always provided that copyright symbol appears together as follows below.

© DORNA WSBK ORGANIZATION Srl 2019

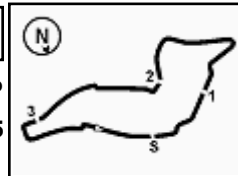
FICR PERUGIA TIMING



Official Tyre Supplier



Official Timekeeper



Imola Circuit 4.936 m

Pirelli Italian Round, 10-12 May 2019
Best Laps & Speeds

2 / 2

No.	Rider Bike	Nat	Best Lap		FP1		FP2						
			LL	SPD	LL	SPD	LL	SPD					
26	4 C. STANGE Honda CBR600RR	GER	1'56.799		1'56.967		1'56.799						
			27	243,9	14	243,9	13	239,1					
27	34 F. MASSEI Yamaha YZF R6	ITA	1'57.333		1'57.333		1'58.256						
			30	227,5	18	227,5	12	227,0					
28	67 G. MATERN Kawasaki ZX-6R	FRA	2'05.423				2'05.423						
			15	229,4			15	229,4					

10/05/2019

These data/results cannot be reproduced, stored and/or transmitted in whole or in part by any manner of electronic, mechanical, photocopying, recording, broadcasting or otherwise now known or herein after developed without the previous express consent by the copyright owner, except for reproduction in daily press and regular printed publications on sale to the public within 60 days of the event related to those data/results and always provided that copyright symbol appears together as follows below.

© DORNA WSBK ORGANIZATION Srl 2019

FKR PERUGIA TIMING


Official Tyre Supplier



Official Timekeeper