

Pirelli Italian Round, 10-12 May 2019

Results Warm Up

No.	Rider	Nat	Team	Bike	Class	Time	Gap	Rel.	Laps	Speed	
										Avg	Max
1	86 A. BADOVINI	ITA	Team Pedercini Racing	Kawasaki ZX-6R		2'01.505			7	146,246	238,6
2	11 K. SMITH	GBR	Team Pedercini Racing	Kawasaki ZX-6R	ESS	2'01.954	0.449	0.449	7	145,707	236,5
3	3 R. DE ROSA	ITA	MV AGUSTA Reparto Corse	MV Agusta F3 675		2'02.593	1.088	0.639	7	144,948	241,2
4	16 J. CLUZEL	FRA	GMT94 YAMAHA	Yamaha YZF R6		2'03.028	1.523	0.435	7	144,435	240,2
5	21 R. KRUMMENACHER	SUI	BARDAHL Evan Bros. WorldSSP Team	Yamaha YZF R6		2'04.233	2.728	1.205	6	143,034	236,5
6	64 F. CARICASULO	ITA	BARDAHL Evan Bros. WorldSSP Team	Yamaha YZF R6		2'04.336	2.831	0.103	6	142,916	233,9
7	36 T. GRADINGER	AUT	Kallio Racing	Yamaha YZF R6		2'04.464	2.959	0.128	7	142,769	238,0
8	32 I. VINALES	ESP	Kallio Racing	Yamaha YZF R6		2'04.690	3.185	0.226	7	142,510	236,0
9	78 H. OKUBO	JPN	Kawasaki Puccetti Racing	Kawasaki ZX-6R		2'04.841	3.336	0.151	6	142,338	232,4
10	55 M. ROCCOLI	ITA	Team Rosso Corsa	Yamaha YZF R6		2'05.451	3.946	0.610	5	141,646	215,3
11	56 P. SEBESTYEN	HUN	CIA Landlord Insurance Honda	Honda CBR600RR		2'05.509	4.004	0.058	6	141,580	219,7
12	38 H. SOOMER	EST	MPM WILSport Racedays	Honda CBR600RR		2'05.808	4.303	0.299	6	141,244	231,9
13	95 J. DANILO	FRA	CIA Landlord Insurance Honda	Honda CBR600RR		2'05.860	4.355	0.052	6	141,185	228,5
14	6 M. HERRERA	ESP	MS Racing	Yamaha YZF R6		2'06.344	4.839	0.484	6	140,645	226,6
15	61 G. RUIU	ITA	Team Toth	Yamaha YZF R6		2'06.572	5.067	0.228	6	140,391	232,9
16	44 L. MAHIAS	FRA	Kawasaki Puccetti Racing	Kawasaki ZX-6R		2'06.690	5.185	0.118	3	140,260	230,9
17	84 L. CRESSON	BEL	Kallio Racing	Yamaha YZF R6		2'06.812	5.307	0.122	7	140,126	234,4
18	30 G. VAN STRAALEN	NED	EAB Racing Team	Kawasaki ZX-6R		2'06.920	5.415	0.108	7	140,006	231,4
19	47 R. HARTOG	NED	Team Hartog - Against Cancer	Kawasaki ZX-6R		2'07.094	5.589	0.174	7	139,815	236,0
20	74 J. VAN SIKKELERUS	NED	MPM WILSport Racedays	Honda CBR600RR		2'07.920	6.415	0.826	7	138,912	219,2
21	10 N. CALERO	ESP	Orelac Racing VerdNatura	Kawasaki ZX-6R		2'08.192	6.687	0.272	7	138,617	231,4
22	15 A. COPPOLA	ITA	GEMAR - Ciociaria Corse WorldSSP Team	Honda CBR600RR		2'08.630	7.125	0.438	7	138,145	224,2
23	12 L. OTTAVIANI	ITA	SGM Tecnic	Yamaha YZF R6		2'08.896	7.391	0.266	6	137,860	226,1
----- Out 107% in this Session -----											
24	22 F. FULIGNI	ITA	MV AGUSTA Reparto Corse	MV Agusta F3 675		2'10.175	8.670	1.279	5	136,505	237,5
25	34 F. MASSEI	ITA	DK MOTORSPORT	Yamaha YZF R6	ESS	2'18.975	17.470	8.800	4	127,862	196,1
26	67 G. MATERN	FRA	Flembo Leader Team	Kawasaki ZX-6R	ESS				0		

Qualifying Lap Time (107% of 2'01.505): 2'10.011

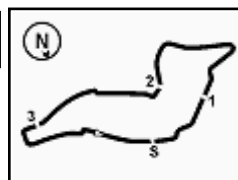
AIR	Humidity:	83%	Temp:	12°C
TRACK	Condition:	Wet	Temp:	14°C

Records	Pole (SP)	2019 R.Krummenacher	1'50.239	161,190	Km/h
	Race (RC)	2015 J.Cluzel	1'51.101	159,940	Km/h
	All Times (SP)	2019 R.Krummenacher	1'50.239	161,190	Km/h

Start 12/05/2019 09:25 End 09:42 The results are provisional until the end of the time limit for protests and appeals and the completion of the technical checks.

These data/results cannot be reproduced, stored and/or transmitted in whole or in part by any manner of electronic, mechanical, photocopying, recording, broadcasting or otherwise now known or herein after developed without the previous express consent by the copyright owner, except for reproduction in daily press and regular printed publications on sale to the public within 60 days of the event related to those data/results and always provided that copyright symbol appears together as follows below.

© DORNA WSBK ORGANIZATION Srl 2019



Imola Circuit 4.936 m

2 / 2

Pirelli Italian Round, 10-12 May 2019

Results Warm Up

Session Highlights

Local Time	No. Rider	Description
09.24.30		Wet Practice (Mandatory Lights On)
09.25.00		Start
09.25.06		WorldSSP Pit Intervention Time: 1min 18secs
09.27.14	32 I. VINALES	On Asphalt - Re-Joined - Turn 12
09.34.22	44 L. MAHIAS	On Asphalt - Re-Joined - Turn 10
09.34.46	11 K. SMITH	Lap Cancelled (2'04.718) - Exceeded Track Limits - Turn 22
09.35.06	10 N. CALERO	On the Gravel - Re-Joined - Turn 2
09.42.01		End Of Session

Fastest Laps Sequence

No.	Rider	Nat	Team	Bike	Local Time	Time	Gap	Avg
3	R. DE ROSA	ITA	MV AGUSTA Reparto Corse	MV Agusta F3 675	09:29'31.475	2'09.601		137,110
36	T. GRADINGER	AUT	Kallio Racing	Yamaha YZF R6	09:29'53.954	2'08.731	-0.870	138,037
16	J. CLUZEL	FRA	GMT94 YAMAHA	Yamaha YZF R6	09:30'16.397	2'07.209	-1.522	139,688
3	R. DE ROSA	ITA	MV AGUSTA Reparto Corse	MV Agusta F3 675	09:31'37.358	2'05.883	-1.326	141,160
3	R. DE ROSA	ITA	MV AGUSTA Reparto Corse	MV Agusta F3 675	09:33'41.880	2'04.522	-1.361	142,702
86	A. BADOVINI	ITA	Team Pedercini Racing	Kawasaki ZX-6R	09:34'43.857	2'04.413	-0.109	142,828
3	R. DE ROSA	ITA	MV AGUSTA Reparto Corse	MV Agusta F3 675	09:35'46.206	2'04.326	-0.087	142,927
11	K. SMITH	GBR	Team Pedercini Racing	Kawasaki ZX-6R	09:36'20.470	2'02.980	-1.346	144,492
11	K. SMITH	GBR	Team Pedercini Racing	Kawasaki ZX-6R	09:38'22.424	2'01.954	-1.026	145,707
86	A. BADOVINI	ITA	Team Pedercini Racing	Kawasaki ZX-6R	09:40'50.923	2'01.505	-0.449	146,246

Start 09:25 End 09:42 The results are provisional until the end of the time limit for protests and appeals and the completion of the technical checks.

These data/results cannot be reproduced, stored and/or transmitted in whole or in part by any manner of electronic, mechanical, photocopying, recording, broadcasting or otherwise now known or herein after developed without the previous express consent by the copyright owner, except for reproduction in daily press and regular printed publications on sale to the public within 60 days of the event related to those data/results and always provided that copyright symbol appears together as follows below.

© DORNA WSBK ORGANIZATION Srl 2019

Pirelli Italian Round, 10-12 May 2019

Best Sectors & Speed Warm Up

BEST LAP		
1	86 A. BADOVINI	Kawasaki ZX-6R 2'01.505
2	11 K. SMITH	Kawasaki ZX-6R 2'01.954
3	3 R. DE ROSA	MV Austa F3 675 2'02.593
4	16 J. CLUZEL	Yamaha YZF R6 2'03.028
5	21 R. KRUMMENACHER	Yamaha YZF R6 2'04.233
6	64 F. CARICASULO	Yamaha YZF R6 2'04.336
7	36 T. GRADINGER	Yamaha YZF R6 2'04.464
8	32 I. VINALES	Yamaha YZF R6 2'04.690
9	78 H. OKUBO	Kawasaki ZX-6R 2'04.841
10	55 M. ROCCOLI	Yamaha YZF R6 2'05.451
11	56 P. SEBESTYEN	Honda CBR600RR 2'05.509
12	38 H. SOOMER	Honda CBR600RR 2'05.808
13	95 J. DANILO	Honda CBR600RR 2'05.860
14	6 M. HERRERA	Yamaha YZF R6 2'06.344
15	61 G. RUIU	Yamaha YZF R6 2'06.572
16	44 L. MAHIAS	Kawasaki ZX-6R 2'06.690
17	84 L. CRESSON	Yamaha YZF R6 2'06.812
18	30 G. VAN STRAALEN	Kawasaki ZX-6R 2'06.920
19	47 R. HARTOG	Kawasaki ZX-6R 2'07.094
20	74 J. VAN SIKKELERUS	Honda CBR600RR 2'07.920
21	10 N. CALERO	Kawasaki ZX-6R 2'08.192
22	15 A. COPPOLA	Honda CBR600RR 2'08.630
23	12 L. OTTAVIANI	Yamaha YZF R6 2'08.896
24	22 F. FULIGNI	MV Austa F3 675 2'10.175
25	34 F. MASSEI	Yamaha YZF R6 2'18.975
26	67 G. MATERN	Kawasaki ZX-6R

SPEED		
1	3 R. DE ROSA	MV Agusta F3 675 241.2
2	16 J. CLUZEL	Yamaha YZF R6 240.2
3	86 A. BADOVINI	Kawasaki ZX-6R 238.6
4	36 T. GRADINGER	Yamaha YZF R6 238.0
5	22 F. FULIGNI	MV Agusta F3 675 237.5
6	21 R. KRUMMENACHER	Yamaha YZF R6 236.5
7	11 K. SMITH	Kawasaki ZX-6R 236.5
8	32 I. VINALES	Yamaha YZF R6 236.0
9	47 R. HARTOG	Kawasaki ZX-6R 236.0
10	84 L. CRESSON	Yamaha YZF R6 234.4
11	64 F. CARICASULO	Yamaha YZF R6 233.9
12	61 G. RUIU	Yamaha YZF R6 232.9
13	78 H. OKUBO	Kawasaki ZX-6R 232.4
14	38 H. SOOMER	Honda CBR600RR 231.9
15	30 G. VAN STRAALEN	Kawasaki ZX-6R 231.4
16	10 N. CALERO	Kawasaki ZX-6R 231.4
17	44 L. MAHIAS	Kawasaki ZX-6R 230.9
18	95 J. DANILO	Honda CBR600RR 228.5
19	6 M. HERRERA	Yamaha YZF R6 226.6
20	12 L. OTTAVIANI	Yamaha YZF R6 226.1
21	15 A. COPPOLA	Honda CBR600RR 224.2
22	56 P. SEBESTYEN	Honda CBR600RR 219.7
23	74 J. VAN SIKKELERUS	Honda CBR600RR 219.2
24	55 M. ROCCOLI	Yamaha YZF R6 215.3
25	34 F. MASSEI	Yamaha YZF R6 196.1

SEG. 1			SEG. 2			SEG. 3			SEG. 4		
1	86 A. BADOVINI	25.719	1	86 A. BADOVINI	37.940	1	86 A. BADOVINI	32.559	1	11 K. SMITH	24.892
2	11 K. SMITH	25.776	2	11 K. SMITH	38.189	2	3 R. DE ROSA	32.754	2	86 A. BADOVINI	24.893
3	3 R. DE ROSA	25.898	3	3 R. DE ROSA	38.385	3	11 K. SMITH	32.930	3	36 T. GRADINGER	25.395
4	36 T. GRADINGER	26.039	4	16 J. CLUZEL	38.469	4	16 J. CLUZEL	33.012	4	16 J. CLUZEL	25.465
5	16 J. CLUZEL	26.082	5	64 F. CARICASULO	38.957	5	21 R. KRUMMENACHER	33.249	5	21 R. KRUMMENACHER	25.492
6	32 I. VINALES	26.184	6	36 T. GRADINGER	39.033	6	64 F. CARICASULO	33.355	6	3 R. DE ROSA	25.495
7	21 R. KRUMMENACHER	26.360	7	32 I. VINALES	39.074	7	38 H. SOOMER	33.366	7	64 F. CARICASULO	25.540
8	64 F. CARICASULO	26.369	8	21 R. KRUMMENACHER	39.132	8	55 M. ROCCOLI	33.424	8	6 M. HERRERA	25.550
9	38 H. SOOMER	26.439	9	55 M. ROCCOLI	39.134	9	32 I. VINALES	33.470	9	78 H. OKUBO	25.603
10	78 H. OKUBO	26.450	10	78 H. OKUBO	39.145	10	56 P. SEBESTYEN	33.510	10	55 M. ROCCOLI	25.921
11	56 P. SEBESTYEN	26.532	11	95 J. DANILO	39.320	11	36 T. GRADINGER	33.524	11	44 L. MAHIAS	25.945
12	61 G. RUIU	26.594	12	61 G. RUIU	39.360	12	95 J. DANILO	33.554	12	32 I. VINALES	25.962
13	95 J. DANILO	26.792	13	6 M. HERRERA	39.371	13	84 L. CRESSON	33.561	13	56 P. SEBESTYEN	26.077
14	84 L. CRESSON	26.799	14	56 P. SEBESTYEN	39.390	14	78 H. OKUBO	33.643	14	38 H. SOOMER	26.099
15	6 M. HERRERA	26.866	15	38 H. SOOMER	39.525	15	47 R. HARTOG	33.705	15	95 J. DANILO	26.194
16	47 R. HARTOG	26.878	16	44 L. MAHIAS	39.692	16	61 G. RUIU	33.784	16	61 G. RUIU	26.199
17	44 L. MAHIAS	26.936	17	30 G. VAN STRAALEN	39.706	17	30 G. VAN STRAALEN	33.846	17	12 L. OTTAVIANI	26.247
18	55 M. ROCCOLI	26.972	18	47 R. HARTOG	39.853	18	44 L. MAHIAS	34.083	18	30 G. VAN STRAALEN	26.317
19	30 G. VAN STRAALEN	26.974	19	84 L. CRESSON	39.989	19	6 M. HERRERA	34.100	19	74 J. VAN SIKKELERUS	26.383
20	22 F. FULIGNI	27.032	20	10 N. CALERO	40.108	20	15 A. COPPOLA	34.294	20	84 L. CRESSON	26.463
21	74 J. VAN SIKKELERUS	27.050	21	74 J. VAN SIKKELERUS	40.133	21	74 J. VAN SIKKELERUS	34.327	21	10 N. CALERO	26.512
22	10 N. CALERO	27.119	22	15 A. COPPOLA	40.133	22	12 L. OTTAVIANI	34.385	22	47 R. HARTOG	26.658
23	15 A. COPPOLA	27.181	23	22 F. FULIGNI	40.198	23	10 N. CALERO	34.453	23	15 A. COPPOLA	26.956
24	12 L. OTTAVIANI	27.222	24	12 L. OTTAVIANI	40.737	24	22 F. FULIGNI	34.644	24	22 F. FULIGNI	27.500
25	34 F. MASSEI	29.531	25	34 F. MASSEI	43.273	25	34 F. MASSEI	37.334	25	34 F. MASSEI	28.401

12/05/2019

These data/results cannot be reproduced, stored and/or transmitted in whole or in part by any manner of electronic, mechanical, photocopying, recording, broadcasting or otherwise now known or herein after developed without the previous express consent by the copyright owner, except for reproduction in daily press and regular printed publications on sale to the public within 60 days of the event related to those data/results and always provided that copyright symbol appears together as follows below.

© DORNA WSBK ORGANIZATION Srl 2019

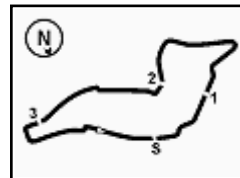
FICR PERUGIA TIMING



Official Tyre Supplier



Official Timekeeper



Imola Circuit 4.936 m

Pirelli Italian Round, 10-12 May 2019

Ideal Times Warm Up

No.	Rider	Nat	Bike	Seg. 1	Seg. 2	Seg. 3	Seg. 4	Ideal Time		
				Diff. 1	Diff. 2	Diff. 3	Diff. 4	Best Lap	Pos.	Diff.
1	86 A. BADOVINI	ITA	Kawasaki ZX-6R	25.719	37.940	32.559	24.893 +0.394	2'01.111 2'01.505	1	0.394
2	11 K. SMITH	GBR	Kawasaki ZX-6R	25.776 +0.101	38.189	32.930 +0.066	24.892	2'01.787 2'01.954	2	0.167
3	3 R. DE ROSA	ITA	MV Agusta F3 675	25.898	38.385	32.754	25.495 +0.061	2'02.532 2'02.593	3	0.061
4	16 J. CLUZEL	FRA	Yamaha YZF R6	26.082	38.469	33.012	25.465	2'03.028 2'03.028	4	
5	36 T. GRADINGER	AUT	Yamaha YZF R6	26.039	39.033	33.524	25.395 +0.473	2'03.991 2'04.464	7	0.473
6	64 F. CARICASULO	ITA	Yamaha YZF R6	26.369	38.957	33.355 +0.115	25.540	2'04.221 2'04.336	6	0.115
7	21 R. KRUMMENACHER	SUI	Yamaha YZF R6	26.360	39.132	33.249	25.492	2'04.233 2'04.233	5	
8	32 I. VINALES	ESP	Yamaha YZF R6	26.184	39.074	33.470	25.962	2'04.690 2'04.690	8	
9	78 H. OKUBO	JPN	Kawasaki ZX-6R	26.450	39.145	33.643	25.603	2'04.841 2'04.841	9	
10	38 H. SOOMER	EST	Honda CBR600RR	26.439 +0.379	39.525	33.366	26.099	2'05.429 2'05.808	12	0.379
11	55 M. ROCCOLI	ITA	Yamaha YZF R6	26.972	39.134	33.424	25.921	2'05.451 2'05.451	10	
12	56 P. SEBESTYEN	HUN	Honda CBR600RR	26.532	39.390	33.510	26.077	2'05.509 2'05.509	11	
13	95 J. DANILO	FRA	Honda CBR600RR	26.792	39.320	33.554	26.194	2'05.860 2'05.860	13	
14	6 M. HERRERA	ESP	Yamaha YZF R6	26.866 +0.063	39.371 +0.394	34.100	25.550	2'05.887 2'06.344	14	0.457
15	61 G. RUIJU	ITA	Yamaha YZF R6	26.594	39.360	33.784 +0.169	26.199 +0.466	2'05.937 2'06.572	15	0.635
16	44 L. MAHIAS	FRA	Kawasaki ZX-6R	26.936	39.692	34.083	25.945 +0.034	2'06.656 2'06.690	16	0.034
17	84 L. CRESSON	BEL	Yamaha YZF R6	26.799	39.989	33.561	26.463	2'06.812 2'06.812	17	
18	30 G. VAN STRAALEN	NED	Kawasaki ZX-6R	26.974	39.706	33.846	26.317 +0.077	2'06.843 2'06.920	18	0.077
19	47 R. HARTOG	NED	Kawasaki ZX-6R	26.878	39.853	33.705	26.658	2'07.094 2'07.094	19	
20	74 J. VAN SIKKELERUS	NED	Honda CBR600RR	27.050	40.133	34.327	26.383 +0.027	2'07.893 2'07.920	20	0.027
21	10 N. CALERO	ESP	Kawasaki ZX-6R	27.119	40.108	34.453	26.512	2'08.192 2'08.192	21	
22	15 A. COPPOLA	ITA	Honda CBR600RR	27.181 +0.066	40.133	34.294	26.956	2'08.564 2'08.630	22	0.066
23	12 L. OTTAVIANI	ITA	Yamaha YZF R6	27.222	40.737	34.385	26.247 +0.305	2'08.591 2'08.896	23	0.305
24	22 F. FULIGNI	ITA	MV Agusta F3 675	27.032 +0.326	40.198 +0.303	34.644	27.500 +0.172	2'09.374 2'10.175	24	0.801
25	34 F. MASSEI	ITA	Yamaha YZF R6	29.531	43.273 +0.049	37.334 +0.102	28.401 +0.285	2'18.539 2'18.975	25	0.436
	67 G. MATERN	FRA	Kawasaki ZX-6R	One or more sectors missing						
Overall Ideal Time				25.719	37.940	32.559	24.892	2'01.110		

12/05/2019

These data/results cannot be reproduced, stored and/or transmitted in whole or in part by any manner of electronic, mechanical, photocopying, recording, broadcasting or otherwise now known or herein after developed without the previous express consent by the copyright owner, except for reproduction in daily press and regular printed publications on sale to the public within 60 days of the event related to those data/results and always provided that copyright symbol appears together as follows below.

© DORNA WSBK ORGANIZATION Srl 2019

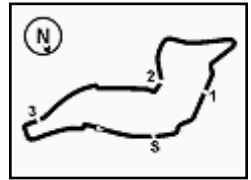
FICR PERUGIA TIMING



Official Tyre Supplier



Official Timekeeper



1° 86 A. BADOVINI (2'01.505)									7	26.639	38.959	33.355	26.013	2'04.966	220,1	9:40'16.344
Lap	Seg.1	Seg.2	Seg.3	Seg.4	Lap Time	km/h	Local Time									
1							9:25'51.784									
2	45.717	43.334	35.850	27.043	2'31.944P	147,6	9:28'23.728									
3	27.859	40.606	34.564	26.031	2'09.060	227,5	9:30'32.788									
4	27.135	39.063	34.498	25.960	2'06.656	229,0	9:32'39.444									
5	26.724	38.807	33.586	25.296	2'04.413	229,0	9:34'43.857									
6	26.303	38.238	33.313	25.171	2'03.025	237,5	9:36'46.882									
7	26.128	38.688	32.827	24.893	2'02.536	227,0	9:38'49.418									
8	25.719	37.940	32.559	25.287	2'01.505	238,6	9:40'50.923									

2° 11 K. SMITH (2'01.954)									7° 36 T. GRADINGER (2'04.464)															
Lap	Seg.1	Seg.2	Seg.3	Seg.4	Lap Time	km/h	Local Time		Lap	Seg.1	Seg.2	Seg.3	Seg.4	Lap Time	km/h	Local Time								
1							9:25'24.891										1					9:25'16.750		
2	43.793	44.198	36.303	27.469	2'31.763P	160,6	9:27'56.654										2	42.811	42.863	35.129	27.670	2'28.473P	168,6	9:27'45.223
3	27.826	41.354	34.313	26.265	2'09.758	211,1	9:30'06.412										3	27.353	40.767	34.310	26.301	2'08.731	217,0	9:29'53.954
4	28.063	39.682	33.184	25.431	2'06.360	218,8	9:32'12.772										4	26.810	39.643	34.143	25.649	2'06.245	219,7	9:32'00.199
5	26.257	38.878	33.351	26.232	2'04.718C	231,9	9:34'17.490										5	26.511	39.420	34.340	26.058	2'06.329	234,4	9:34'06.528
6	26.466	38.544	32.930	25.040	2'02.980	231,4	9:36'20.470										6	26.215	39.576	33.628	25.395	2'04.814	227,5	9:36'11.342
7	25.877	38.189	32.996	24.892	2'01.954	235,5	9:38'22.424										7	26.039	39.033	33.524	25.868	2'04.464	238,0	9:38'15.806
8	25.776	39.198	33.175	25.627	2'03.776	236,5	9:40'26.200										8	26.860	40.017	33.691	25.909	2'06.477	231,4	9:40'22.283

3° 3 R. DE ROSA (2'02.593)									8° 32 I. VINALES (2'04.690)															
Lap	Seg.1	Seg.2	Seg.3	Seg.4	Lap Time	km/h	Local Time		Lap	Seg.1	Seg.2	Seg.3	Seg.4	Lap Time	km/h	Local Time								
1							9:27'21.874										1					9:25'16.891		
2	27.941	40.773	34.203	26.684	2'09.601	216,1	9:29'31.475										2	44.782	45.962	41.248	30.187	2'42.179P	161,3	9:27'59.070
3	26.940	39.421	33.569	25.953	2'05.883	237,0	9:31'37.358										3	29.279	42.909	37.385	28.654	2'18.227	200,9	9:30'17.297
4	26.401	38.944	33.300	25.877	2'04.522	236,0	9:33'41.880										4	28.028	41.507	36.071	27.491	2'13.097	215,7	9:32'30.394
5	26.242	39.025	33.183	25.876	2'04.326	239,1	9:35'46.206										5	27.329	40.729	35.979	26.799	2'10.836	224,7	9:34'41.230
6	26.219	38.817	33.330	25.785	2'04.151	239,1	9:37'50.357										6	26.562	39.935	34.530	26.316	2'07.343	232,9	9:36'48.573
7	25.963	38.686	33.051	25.495	2'03.195	241,2	9:39'53.552										7	26.474	40.052	35.928	26.966	2'09.420	236,0	9:38'57.993
8	25.898	38.385	32.754	25.556	2'02.593	241,2	9:41'56.145										8	26.184	39.074	33.470	25.962	2'04.690	234,4	9:41'02.683

4° 16 J. CLUZEL (2'03.028)									9° 78 H. OKUBO (2'04.841)															
Lap	Seg.1	Seg.2	Seg.3	Seg.4	Lap Time	km/h	Local Time		Lap	Seg.1	Seg.2	Seg.3	Seg.4	Lap Time	km/h	Local Time								
1							9:25'43.038										1					9:25'01.991		
2	42.241	42.496	34.707	26.706	2'26.150P	195,8	9:28'09.188										2	43.713	43.974	36.598	28.437	2'32.722P	160,8	9:27'34.713
3	27.139	39.627	33.973	26.470	2'07.209	229,5	9:30'16.397										3	27.842	41.388	35.003	26.963	2'11.196	223,8	9:29'45.909
4	26.477	40.196	33.983	26.288	2'06.944	240,2	9:32'23.341										4	27.253	40.236	34.237	26.431	2'08.157	226,6	9:31'54.066
5	26.583	39.714	34.071	25.811	2'06.179	232,9	9:34'29.520										5	26.832	41.066	34.815	26.493	2'09.206	225,6	9:34'03.272
6	26.252	40.037	33.085	26.164	2'05.538	238,0	9:36'35.058										6	26.608	39.708	33.835	25.728	2'05.879	230,9	9:36'09.151
7	26.166	39.245	33.726	25.630	2'04.767	237,5	9:38'39.825										7	26.450	39.145	33.643	25.603	2'04.841	232,4	9:38'13.992
8	26.082	38.469	33.012	25.465	2'03.028	236,5	9:40'42.853																	

5° 21 R. KRUMMENACHER (2'04.233)									10° 55 M. ROCCOLI (2'05.451)															
Lap	Seg.1	Seg.2	Seg.3	Seg.4	Lap Time	km/h	Local Time		Lap	Seg.1	Seg.2	Seg.3	Seg.4	Lap Time	km/h	Local Time								
1							9:27'23.686										1					9:26'33.013		
2	27.742	41.118	34.837	26.974	2'10.671	215,7	9:29'34.357										2	42.462	44.802	36.972	2'40.429	4'44.665P	164,7	9:31'17.678
3	27.162	40.067	34.839	26.494	2'08.562	218,3	9:31'42.919										3	40.770	43.148	35.374	26.586	2'25.878P	187,6	9:33'43.556
4	26.805	39.968	33.635	26.288	2'06.696	226,1	9:33'49.615										4	27.878	40.729	34.553	27.118	2'10.278	208,2	9:35'53.834
5	26.542	39.625	33.466	26.077	2'05.710	234,9	9:35'55.325										5	28.307	41.257	34.965	26.666	2'11.195	193,3	9:38'05.029
6	27.438	40.472	34.583	25.916	2'08.409	210,3	9:38'03.734										6	26.972	39.134	33.424	25.921	2'05.451	215,3	9:40'10.480
7	26.360	39.132	33.249	25.492	2'04.233	236,5	9:40'07.967																	

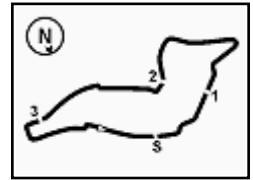
6° 64 F. CARICASULO (2'04.336)									11° 56 P. SEBESTYEN (2'05.509)															
Lap	Seg.1	Seg.2	Seg.3	Seg.4	Lap Time	km/h	Local Time		Lap	Seg.1	Seg.2	Seg.3	Seg.4	Lap Time	km/h	Local Time								
1							9:27'33.115										1					9:27'26.075		
2	27.884	41.244	34.860	26.484	2'10.472	224,7	9:29'43.587										2	28.012	40.867	35.043	27.489	2'11.411	197,9	9:29'37.486
3	27.046	40.283	34.933	26.583	2'08.845	227,5	9:31'52.432										3	27.176	40.359	34.731	26.997	2'09.263	214,9	9:31'46.749
4	27.111	40.805	34.580	26.669	2'08.565	230,9	9:34'00.997										4	27.182	40.426	34.289	26.758	2'08.655	214,4	9:33'55.404
5	26.661	39.542	34.063	25.779	2'06.045	232,4	9:36'07.042										5	26.867	40.030	34.033	26.536	2'07.466	218,8	9:36'02.870
6	26.369	38.957	33.470	25.540	2'04.336	233,9	9:38'11.378										6	26.835	39.963	34.117	26.565	2'07.480	217,0	9:38'10.350
																	7	26.532	39.390	33.510	26.077	2'05.509	219,7	9:40'15.859

12° 38 H. SOOMER (2'05.808)									
Lap	Seg.1	Seg.2	Seg.3	Seg.4	Lap Time	km/h	Local Time		
1							9:25'25.237		
2	44.736	44.640	36.899	28.265	2'34.540P	144,3	9:27'59.777		
3	29.072	42.554	36.010	27.235	2'14.871	218,3	9:30'14.648		
4	27.648	41.335	35.010	27.656	2'11.649	231,9	9:32'26.297		
5	27.655	40.614	34.643	27.230	2'10.142	217,0	9:34'36.439		
6	27.424	40.795	34.465	26.776	2'09.460	221,0	9:36'45.899		
7	26.818	39.525	33.366	26.099	2'05.808	223,8	9:38'51.707		

12/05/2019 P = Pits In/Out - C = Lap Time Cancelled

These data/results cannot be reproduced, stored and/or transmitted in whole or in part by any manner of electronic, mechanical, photocopying, recording, broadcasting or otherwise now known or herein after developed without the previous express consent by the copyright owner, except for reproduction in daily press and regular printed publications on sale to the public within 60 days of the event related to those data/results and always provided that copyright symbol appears together as follows below.

© DORNA WSBK ORGANIZATION Srl 2019



Pirelli Italian Round, 10-12 May 2019 Chronological Analysis Warm Up

13° 95 J. DANILO (2'05.860)							19° 47 R. HARTOG (2'07.094)								
Lap	Seg.1	Seg.2	Seg.3	Seg.4	Lap Time	Local Time	Lap	Seg.1	Seg.2	Seg.3	Seg.4	Lap Time	Local Time		
1		43.953	37.124	29.196	168,6	9:27'24.439	2	44.923	45.736	37.463	29.528	2'37.650P	168,1	9:27'56.569	
2	28.110	41.246	35.359	27.347	2'12.062	200,1	9:29'36.501	3	29.447	43.694	36.041	28.058	2'17.240	203,1	9:30'13.809
3	27.351	40.404	34.801	27.012	2'09.568	217,9	9:31'46.069	4	28.319	41.328	34.867	27.607	2'12.121	217,4	9:32'25.930
4	27.211	40.121	34.473	26.699	2'08.504	220,1	9:33'54.573	5	27.550	40.657	34.540	27.482	2'10.229	228,5	9:34'36.159
5	27.083	40.000	34.292	26.446	2'07.821	228,5	9:36'02.394	6	27.584	40.636	34.757	27.441	2'10.418	224,7	9:36'46.577
6	26.866	39.582	34.238	26.510	2'07.196	224,2	9:38'09.590	7	27.857	40.110	33.978	26.679	2'08.624	219,7	9:38'55.201
7	26.792	39.320	33.554	26.194	2'05.860	228,0	9:40'15.450	8	26.878	39.853	33.705	26.658	2'07.094	236,0	9:41'02.295

14° 6 M. HERRERA (2'06.344)							20° 74 J. VAN SIKKELERUS (2'07.920)								
Lap	Seg.1	Seg.2	Seg.3	Seg.4	Lap Time	Local Time	Lap	Seg.1	Seg.2	Seg.3	Seg.4	Lap Time	Local Time		
1						9:27'03.642	2	43.390	44.645	37.269	28.862	2'34.166P	156,6	9:27'34.878	
2	58.147	55.983	39.070	28.644	3'01.844P	9:30'05.486	3	28.210	41.390	35.016	27.302	2'11.918	204,7	9:29'46.796	
3	29.259	42.853	36.143	26.926	2'15.181	193,7	9:32'20.667	4	27.256	40.348	34.580	26.649	2'08.833	219,2	9:31'55.629
4	27.928	40.866	35.050	26.322	2'10.166	211,1	9:34'30.833	5	27.494	40.472	35.819	27.013	2'10.798	210,7	9:34'06.427
5	27.047	40.276	34.364	25.834	2'07.521	226,6	9:36'38.354	6	27.208	40.249	35.192	26.684	2'09.333	209,8	9:36'15.760
6	26.929	39.765	34.100	25.550	2'06.344	224,7	9:38'44.698	7	27.597	40.996	34.766	26.383	2'09.742	197,2	9:38'25.502
7	26.866	39.371	34.568	26.864	2'07.669	224,7	9:40'52.367	8	27.050	40.133	34.327	26.410	2'07.920	214,0	9:40'33.422

15° 61 G. RUIU (2'06.572)							21° 10 N. CALERO (2'08.192)								
Lap	Seg.1	Seg.2	Seg.3	Seg.4	Lap Time	Local Time	Lap	Seg.1	Seg.2	Seg.3	Seg.4	Lap Time	Local Time		
1		43.779	36.689	28.176	163,3	9:27'23.346	2	45.759	46.411	41.578	28.335	2'42.083P	180,7	9:27'57.868	
2	27.955	41.026	34.527	27.006	2'10.514	218,8	9:29'33.860	3	28.421	42.489	36.003	27.780	2'14.693	223,3	9:30'12.561
3	27.216	39.564	33.784	26.573	2'07.137	229,5	9:31'40.997	4	28.298	40.733	35.236	27.238	2'11.505	224,7	9:32'24.066
4	26.594	39.360	33.953	26.665	2'06.572	231,4	9:33'47.569	5	27.474	40.386	34.610	27.172	2'09.642	227,0	9:34'33.708
5	26.758	39.826	33.970	26.467	2'07.021	229,9	9:35'54.590	6	40.796	47.464	41.008	33.374	2'42.642	227,0	9:37'16.350
6	30.184	45.991	38.774	27.791	2'22.740	212,7	9:38'17.330	7	27.651	40.968	34.844	27.139	2'10.602	229,5	9:39'26.952
7	26.810	39.697	33.932	26.199	2'06.638	232,9	9:40'23.968	8	27.119	40.108	34.453	26.512	2'08.192	231,4	9:41'35.144

16° 44 L. MAHIAS (2'06.690)							22° 15 A. COPPOLA (2'08.630)								
Lap	Seg.1	Seg.2	Seg.3	Seg.4	Lap Time	Local Time	Lap	Seg.1	Seg.2	Seg.3	Seg.4	Lap Time	Local Time		
1						9:26'16.960	2	43.798	45.431	38.217	29.506	2'36.952P	139,3	9:25'04.387	
2	43.373	42.336	36.396	27.272	2'29.377P	183,5	9:28'46.337	3	28.786	42.882	36.133	27.905	2'15.706	203,5	9:27'41.339
3	27.357	40.347	34.535	25.945	2'08.184	230,4	9:30'54.521	4	27.936	41.393	35.821	28.277	2'13.427	216,1	9:32'10.472
4	26.936	39.692	34.083	25.979	2'06.690	230,9	9:33'01.211	5	27.826	40.965	34.759	27.328	2'10.878	220,1	9:34'21.350

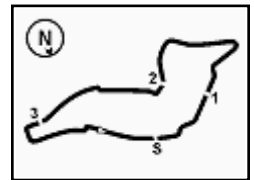
17° 84 L. CRESSON (2'06.812)							23° 12 L. OTTAVIANI (2'08.896)								
Lap	Seg.1	Seg.2	Seg.3	Seg.4	Lap Time	Local Time	Lap	Seg.1	Seg.2	Seg.3	Seg.4	Lap Time	Local Time		
1						9:24'54.562	2	28.825	41.706	35.201	27.038	2'12.770	205,9	9:29'39.679	
2	42.613	43.582	37.650	29.034	2'32.879P	168,9	9:27'27.441	3	28.213	40.951	34.902	26.860	2'10.926	211,9	9:31'50.605
3	28.475	42.334	35.593	27.739	2'14.141	207,4	9:29'41.582	4	28.453	42.211	35.259	27.239	2'13.162	212,7	9:34'03.767
4	27.546	41.282	35.330	27.633	2'11.791	228,0	9:31'53.373	5	27.858	41.912	35.022	26.982	2'11.774	216,6	9:36'15.541
5	27.118	41.286	35.261	27.204	2'10.869	228,5	9:34'04.242	6	27.611	40.952	34.839	26.247	2'09.649	221,9	9:38'25.190
6	27.566	40.955	34.165	26.932	2'09.618	224,2	9:36'13.860	7	27.222	40.737	34.385	26.552	2'08.896	226,1	9:40'34.086
7	26.831	40.013	34.112	26.523	2'07.479	234,4	9:38'21.339								
8	26.799	39.989	33.561	26.463	2'06.812	231,9	9:40'28.151								

18° 30 G. VAN STRAALLEN (2'06.920)							24° 22 F. FULIGNI (2'10.175)								
Lap	Seg.1	Seg.2	Seg.3	Seg.4	Lap Time	Local Time	Lap	Seg.1	Seg.2	Seg.3	Seg.4	Lap Time	Local Time		
1						9:25'08.867	2	28.667	42.293	35.860	27.733	2'14.553	211,9	9:30'43.219	
2	42.756	43.874	36.307	28.333	2'31.270P	161,1	9:27'40.137	3	27.458	40.988	35.024	27.684	2'11.154	227,5	9:32'54.373
3	28.067	40.971	34.400	26.992	2'10.430	222,8	9:29'50.567	4	27.358	40.501	34.644	27.672	2'10.175	233,4	9:35'04.548
4	27.483	39.992	34.015	26.703	2'08.193	229,9	9:31'58.760	5	27.032	40.198	35.088	43.657	2'25.975P	237,5	9:37'30.523
5	26.983	40.007	34.394	1'23.921	3'05.305P	227,5	9:35'04.065	6	2'04.746	41.870	35.011	27.500	3'49.127P	171,0	9:41'19.650
6	40.615	39.920	34.203	26.487	2'21.225P	186,0	9:37'25.290								
7	26.995	40.146	33.973	26.317	2'07.431	231,4	9:39'32.721								
8	26.974	39.706	33.846	26.394	2'06.920	229,5	9:41'39.641								

12/05/2019 P = Pits In/Out - C = Lap Time Cancelled

These data/results cannot be reproduced, stored and/or transmitted in whole or in part by any manner of electronic, mechanical, photocopying, recording, broadcasting or otherwise now known or herein after developed without the previous express consent by the copyright owner, except for reproduction in daily press and regular printed publications on sale to the public within 60 days of the event related to those data/results and always provided that copyright symbol appears together as follows below.

© DORNA WSBK ORGANIZATION Srl 2019



Pirelli Italian Round, 10-12 May 2019

Chronological Analysis Warm Up

25°		34 F. MASSEI (2'18.975)						
Lap	Seg.1	Seg.2	Seg.3	Seg.4	Lap Time	km/h	Local Time	
1							9:26'24.229	
2	57.130	49.852	41.264	30.800	2'59.046P	124,2	9:29'23.275	
3	31.049	45.231	40.950	28.512	2'25.742	183,8	9:31'49.017	
4	29.718	43.864	37.334	28.401	2'19.317	190,9	9:34'08.334	
5	29.531	43.322	37.436	28.686	2'18.975	196,1	9:36'27.309	

12/05/2019 P = Pits In/Out - C = Lap Time Cancelled

These data/results cannot be reproduced, stored and/or transmitted in whole or in part by any manner of electronic, mechanical, photocopying, recording, broadcasting or otherwise now known or herein after developed without the previous express consent by the copyright owner, except for reproduction in daily press and regular printed publications on sale to the public within 60 days of the event related to those data/results and always provided that copyright symbol appears together as follows below.

© DORNA WSBK ORGANIZATION Srl 2019

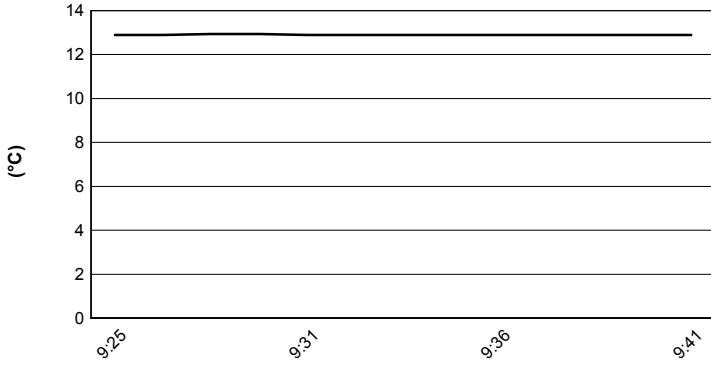


Pirelli Italian Round, 10-12 May 2019

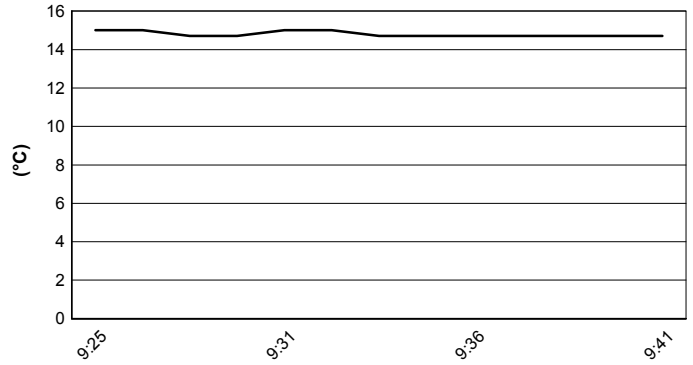
Weather Report Warm Up

Session started 09:25 - Session ended 9:42


Air Temperature



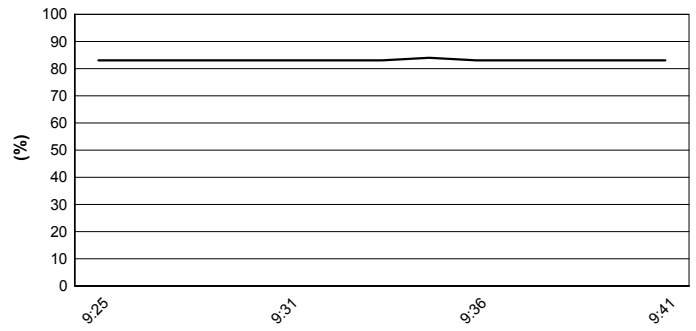
Track Temperature



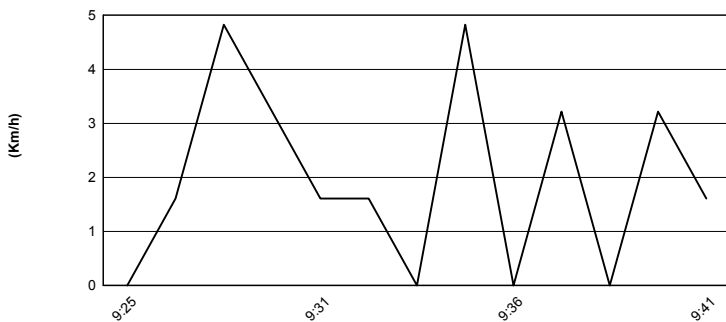
Air Pressure



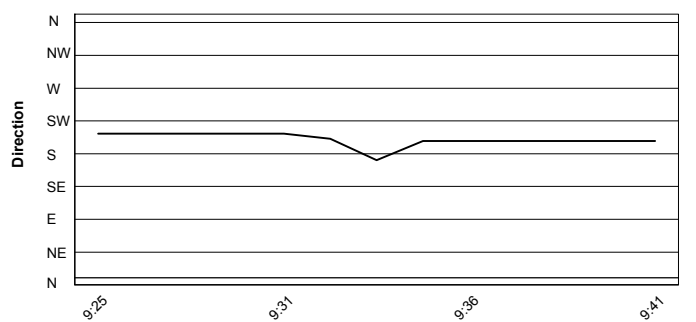
Humidity



Wind Speed



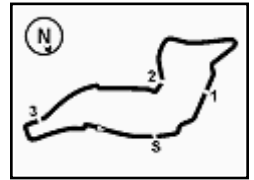
Wind Direction



12/05/2019

These data/results cannot be reproduced, stored and/or transmitted in whole or in part by any manner of electronic, mechanical, photocopying, recording, broadcasting or otherwise now known or herein after developed without the previous express consent by the copyright owner, except for reproduction in daily press and regular printed publications on sale to the public within 60 days of the event related to those data/results and always provided that copyright symbol appears together as follows below.

© DORNA WSBK ORGANIZATION Srl 2019



Imola Circuit 4.936 m

Pirelli Italian Round, 10-12 May 2019

Starting Grid

17 Laps x 4,936 km = 83,912 km

1	21	KRUMMENACHER R. Yamaha	1'50.239	2	64	CARICASULO F. Yamaha	1'50.671	3	16	CLUZEL J. Yamaha	1'51.188	
2	4	36	GRADINGER T. Yamaha	1'51.329	5	78	OKUBO H. Kawasaki	1'51.387	6	3	DE ROSA R. MV Agusta	1'51.444
3	7	44	MAHIAS L. Kawasaki	1'51.668	8	86	BADOVINI A. Kawasaki	1'51.886	9	55	ROCCOLI M. Yamaha	1'52.213
4	10	12	OTTAVIANI L. Yamaha	1'52.283	11	38	SOOMER H. Honda	1'52.526	12	32	VINALES I. Yamaha	1'52.576
5	13	56	SEBESTYEN P. Honda	1'52.695	14	30	VAN STRAALEN G. Kawasaki	1'52.718	15	6	HERRERA M. Yamaha	1'52.786
6	16	84	CRESSON L. Yamaha	1'52.871	17	22	FULIGNI F. MV Agusta	1'53.055	18	11	SMITH K. Kawasaki	1'53.127
7	19	95	DANILO J. Honda	1'53.239	20	61	RUIU G. Yamaha	1'53.536	21	74	VAN SIKKELERUS J. Honda	1'54.094
8	22	10	CALERO N. Kawasaki	1'54.968	23	15	COPPOLA A. Honda	1'55.121	24	34	MASSEI F. Yamaha	
9	25	47	HARTOG R. Kawasaki	1'54.457								

N.47 (Hartog R.) has been demoted by 6 grid positions according to Art. 1.21.2
N.4 (Stange C.) will not take part in the race. Declared unfit after SP

12/05/2019 The Race Director

* = Penalized

These data/results cannot be reproduced, stored and/or transmitted in whole or in part by any manner of electronic, mechanical, photocopying, recording, broadcasting or otherwise now known or herein after developed without the previous express consent by the copyright owner, except for reproduction in daily press and regular printed publications on sale to the public within 60 days of the event related to those data/results and always provided that copyright symbol appears together as follows below.

© DORNA WSBK ORGANIZATION Srl 2019

FIKR PERUGIA TIMING



Official Tyre Supplier



Official Timekeeper