

Imola Circuit 4.936 m

1 / 2

Pirelli Italian Round, 10-12 May 2019

Results Free Practice 1st Session Gr.B

No.	Rider	Nat	Team	Bike	Class	Time	Gap	Rel.	Laps	Speed	
										Avg	Max
1	88 B. IERACI	ITA	Kawasaki GP Project	Kawasaki Ninja 400	B	2'07.665			11	139,189	185,1
2	21 B. SANCHEZ	ESP	Scuderia Maranga Racing	Kawasaki Ninja 400	B	2'08.353	0.688	0.688	11	138,443	184,7
3	25 A. VERDOIA	FRA	BCD Yamaha MS Racing	Yamaha YZF-R3	B	2'08.572	0.907	0.219	12	138,207	181,6
4	20 D. LOUREIRO	RSA	Nutec - RT Motorsports by SKM - Kawasaki	Kawasaki Ninja 400	B	2'08.777	1.112	0.205	13	137,987	184,4
5	72 V. STEEMAN	NED	Freudenberg KTM Junior Team	KTM RC 390 R	B	2'08.938	1.273	0.161	14	137,815	183,5
6	95 S. DEROUÉ	NED	Kawasaki MOTOPOST	Kawasaki Ninja 400	B	2'09.370	1.705	0.432	12	137,355	187,3
7	85 K. SABATUCCI	ITA	Team Trasimeno Yamaha	Yamaha YZF-R3	B	2'09.402	1.737	0.032	10	137,321	182,6
8	14 E. DE LA VEGA	FRA	Flembo Leader Team	Kawasaki Ninja 400	B	2'09.576	1.911	0.174	10	137,137	179,2
9	54 B. SOFUOGLU	TUR	Turkish Puccetti Racing by TSM	Kawasaki Ninja 400	B	2'09.601	1.936	0.025	4	137,110	186,3
10	99 F. GOMEZ	ESP	DS Junior Team	Kawasaki Ninja 400	B	2'09.634	1.969	0.033	10	137,075	181,6
11	3 M. PEDENEAU	FRA	Team MHP Racing-Patrick Pons	Yamaha YZF-R3	B	2'09.670	2.005	0.036	12	137,037	185,7
12	24 M. BERTE	ITA	ProGP Racing	Yamaha YZF-R3	B	2'09.875	2.210	0.205	12	136,821	182,2
13	97 M. KAPPLER	GER	Freudenberg KTM WorldSSP Team	KTM RC 390 R	B	2'10.027	2.362	0.152	12	136,661	186,3
14	69 J. BUIS	NED	MTM Racing Team	Kawasaki Ninja 400	B	2'10.347	2.682	0.320	12	136,325	183,8
15	65 J. FACCO	ITA	Semakin Di Depan Bibliion Motocrossing	Yamaha YZF-R3	B	2'10.618	2.953	0.271	12	136,043	184,7
16	78 J. FORAY	FRA	Prodina IRCOS Kawasaki	Kawasaki Ninja 400	B	2'11.141	3.476	0.523	12	135,500	184,4
17	30 D. BLIN	POL	Terra e Moto	Yamaha YZF-R3	B	2'11.149	3.484	0.008	12	135,492	179,5
18	61 Y. OKAYA	JPN	DS Junior Team	Kawasaki Ninja 400	B	2'11.429	3.764	0.280	11	135,203	181,6
19	44 T. BRAMICH	AUS	Carl Cox-RT Motorsports by SKM-Kawasaki	Kawasaki Ninja 400	B	2'11.898	4.233	0.469	12	134,722	184,7
20	77 V. SCHWARZ	CZE	ACCR Czech Talent Team - Willi Race	Kawasaki Ninja 400	B	2'12.075	4.410	0.177	12	134,542	181,3
21	35 F. DE BRUIN	NED	Team Trasimeno Yamaha	Yamaha YZF-R3	B	2'12.183	4.518	0.108	13	134,432	177,8
22	60 G. SCONZA	ITA	AG Motorsport Italia Yamaha	Yamaha YZF-R3	B	2'12.559	4.894	0.376	12	134,050	174,3
23	82 J. HYDE	AUS	2R Racing Team	Kawasaki Ninja 400	B	2'13.583	5.918	1.024	10	133,023	174,3
24	93 A. QUINET	FRA	TGP Racing	Honda CBR500R	B	2'14.222	6.557	0.639	11	132,390	179,5
25	12 R. DORE	FRA	Team MHP Racing-Patrick Pons	Yamaha YZF-R3	B	2'15.502	7.837	1.280	12	131,139	181,9
----- Out 107% in this Session -----											
26	32 A. PELIKANOVA	CZE	Kawasaki GP Project	Kawasaki Ninja 400	B	2'18.019	10.354	2.517	12	128,747	181,0
27	36 B. NEILA	ESP	BCD Yamaha MS Racing	Yamaha YZF-R3	B				1		
28	27 F. ROVELLI	ITA	Kawasaki ParkinGO Team	Kawasaki Ninja 400	B				0		153,1

Qualifying Lap Time (107% of 2'07.665): 2'16.603

Top 3 Average Time: 2'08.196

AIR	Humidity:	60%	Temp:	19°C
TRACK	Condition:	Dry	Temp:	23°C

Records	Pole	(SP2)	2018	A.Carrasco	2'07.076	139,830	Km/h
	Race	(RC)	2018	M.Herrera	2'08.200	138,610	Km/h
	All Times	(SP2)	2018	A.Carrasco	2'07.076	139,830	Km/h

Start 10/05/2019 09:45 End 10:17 The results are provisional until the end of the time limit for protests and appeals and the completion of the technical checks.

These data/results cannot be reproduced, stored and/or transmitted in whole or in part by any manner of electronic, mechanical, photocopying, recording, broadcasting or otherwise now known or herein after developed without the previous express consent by the copyright owner, except for reproduction in daily press and regular printed publications on sale to the public within 60 days of the event related to those data/results and always provided that copyright symbol appears together as follows below.

© DORNA WSBK ORGANIZATION Srl 2019



Official Fuel Supplier

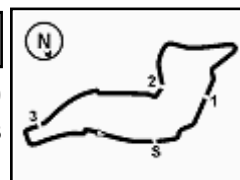


PIRELLI PERUGIA TIMING

Official Tyre Supplier



Official Timekeeper



Pirelli Italian Round, 10-12 May 2019

Results Free Practice 1st Session Gr.B

Session Highlights

Local Time	No. Rider	Description
09.45.00		Start
09.46.37	36 B. NEILA	Check Transponder
09.47.27	27 F. ROVELLI	Crashed - Turn 18
09.47.27	36 B. NEILA	Crashed - Turn 18
09.49.49	12 R. DORE	Current Lap Cancelled - Exceeded Track Limits - Turn 21
09.50.51		Incident between #27 & #36 under investigation
09.51.07	27 F. ROVELLI	Medical Centre
09.51.07	36 B. NEILA	Medical Centre
09.51.41	69 J. BUIS	Current Lap Cancelled - Exceeded Track Limits - Turn 12
09.51.54	60 G. SCONZA	Current Lap Cancelled - Exceeded Track Limits - Turn 12
09.52.05	99 F. GOMEZ	On the Gravel - Re-Joined - Turn 19
09.52.13	14 E. DE LA VEGA	Current Lap Cancelled - Exceeded Track Limits - Turn 21
09.52.24	35 F. DE BRUIN	Current Lap Cancelled - Exceeded Track Limits - Turn 21
09.54.01	60 G. SCONZA	Current Lap Cancelled - Exceeded Track Limits - Turn 14
09.55.52	61 Y. OKAYA	Current Lap Cancelled - Exceeded Track Limits - Turn 14
09.56.02	24 M. BERTE	Current Lap Cancelled - Exceeded Track Limits - Turn 12
09.56.10	12 R. DORE	Current Lap Cancelled - Exceeded Track Limits - Turn 14
09.57.06	54 B. SOFUOGLU	Crashed - Turn 6
10.01.29	12 R. DORE	Current Lap Cancelled - Exceeded Track Limits - Turn 21
10.04.00	12 R. DORE	Current Lap Cancelled - Exceeded Track Limits - Turn 21
10.04.13	32 A. PELIKANOVA	Current Lap Cancelled - Exceeded Track Limits - Turn 21
10.05.39	24 M. BERTE	Current Lap Cancelled - Exceeded Track Limits - Turn 13
10.06.22	44 T. BRAMICH	On Asphalt - Re-Joined - Turn 12
10.08.22	69 J. BUIS	Current Lap Cancelled - Exceeded Track Limits - Turn 12
10.11.37	21 B. SANCHEZ	Current Lap Cancelled - Exceeded Track Limits - Turn 21
10.13.21	44 T. BRAMICH	Current Lap Cancelled - Exceeded Track Limits - Turn 21
10.13.36	32 A. PELIKANOVA	Current Lap Cancelled - Exceeded Track Limits - Turn 21
10.17.26		End Of Session

Fastest Laps Sequence

No.	Rider	Nat	Team	Bike	Local Time	Time	Gap	Avg
85	K. SABATUCCI	ITA	Team Trasimeno Yamaha	Yamaha YZF-R3	09:49'33.818	2'13.563		133,043
25	A. VERDOÏA	FRA	BCD Yamaha MS Racing	Yamaha YZF-R3	09:49'36.747	2'13.043	-0.520	133,563
88	B. IERACI	ITA	Kawasaki GP Project	Kawasaki Ninja 400	09:49'50.276	2'11.873	-1.170	134,748
25	A. VERDOÏA	FRA	BCD Yamaha MS Racing	Yamaha YZF-R3	09:51'48.203	2'11.456	-0.417	135,175
88	B. IERACI	ITA	Kawasaki GP Project	Kawasaki Ninja 400	09:52'00.298	2'10.022	-1.434	136,666
88	B. IERACI	ITA	Kawasaki GP Project	Kawasaki Ninja 400	09:54'09.276	2'08.978	-1.044	137,772
88	B. IERACI	ITA	Kawasaki GP Project	Kawasaki Ninja 400	09:58'27.559	2'08.703	-0.275	138,067
21	B. SANCHEZ	ESP	Scuderia Maranga Racing	Kawasaki Ninja 400	10:09'23.615	2'08.353	-0.350	138,443
88	B. IERACI	ITA	Kawasaki GP Project	Kawasaki Ninja 400	10:14'48.338	2'08.258	-0.095	138,546
88	B. IERACI	ITA	Kawasaki GP Project	Kawasaki Ninja 400	10:16'56.003	2'07.665	-0.593	139,189

10/05/2019 Start 09:45 End 10:17 The results are provisional until the end of the time limit for protests and appeals and the completion of the technical checks.

These data/results cannot be reproduced, stored and/or transmitted in whole or in part by any manner of electronic, mechanical, photocopying, recording, broadcasting or otherwise now known or herein after developed without the previous express consent by the copyright owner, except for reproduction in daily press and regular printed publications on sale to the public within 60 days of the event related to those data/results and always provided that copyright symbol appears together as follows below.

© DORNA WSBK ORGANIZATION Srl 2019



Official Fuel Supplier



PIRELLI

Official Tyre Supplier



Official Timekeeper

Pirelli Italian Round, 10-12 May 2019
Best Sectors & Speed Free Practice 1st Session Gr.B

BEST LAP			
1	88 B. IERACI	Kawasaki Ninja 400	2'07.665
2	21 B. SANCHEZ	Kawasaki Ninja 400	2'08.353
3	25 A. VERDOÍIA	Yamaha YZF-R3	2'08.572
4	20 D. LOUREIRO	Kawasaki Ninja 400	2'08.777
5	72 V. STEEMAN	KTM RC 390 R	2'08.938
6	95 S. DEROUE	Kawasaki Ninja 400	2'09.370
7	85 K. SABATUCCI	Yamaha YZF-R3	2'09.402
8	14 E. DE LA VEGA	Kawasaki Ninja 400	2'09.576
9	54 B. SOFUOGLU	Kawasaki Ninja 400	2'09.601
10	99 F. GOMEZ	Kawasaki Ninja 400	2'09.634
11	3 M. PEDENEAU	Yamaha YZF-R3	2'09.670
12	24 M. BERTE	Yamaha YZF-R3	2'09.875
13	97 M. KAPPLER	KTM RC 390 R	2'10.027
14	69 J. BUIS	Kawasaki Ninja 400	2'10.347
15	65 J. FACCO	Yamaha YZF-R3	2'10.618
16	78 J. FORAY	Kawasaki Ninja 400	2'11.141
17	30 D. BLIN	Yamaha YZF-R3	2'11.149
18	61 Y. OKAYA	Kawasaki Ninja 400	2'11.429
19	44 T. BRAMICH	Kawasaki Ninja 400	2'11.898
20	77 V. SCHWARZ	Kawasaki Ninja 400	2'12.075
21	35 F. DE BRUIN	Yamaha YZF-R3	2'12.183
22	60 G. SCONZA	Yamaha YZF-R3	2'12.559
23	82 J. HYDE	Kawasaki Ninja 400	2'13.583
24	93 A. QUINET	Honda CBR500R	2'14.222
25	12 R. DORE	Yamaha YZF-R3	2'15.502
26	32 A. PELIKANOVA	Kawasaki Ninja 400	2'18.019
27	27 F. ROVELLI	Kawasaki Ninja 400	
28	36 B. NEILA	Yamaha YZF-R3	

SPEED			
1	95 S. DEROUE	Kawasaki Ninja 400	187,3
2	54 B. SOFUOGLU	Kawasaki Ninja 400	186,3
3	97 M. KAPPLER	KTM RC 390 R	186,3
4	3 M. PEDENEAU	Yamaha YZF-R3	185,7
5	88 B. IERACI	Kawasaki Ninja 400	185,1
6	44 T. BRAMICH	Kawasaki Ninja 400	184,7
7	65 J. FACCO	Yamaha YZF-R3	184,7
8	21 B. SANCHEZ	Kawasaki Ninja 400	184,7
9	20 D. LOUREIRO	Kawasaki Ninja 400	184,4
10	78 J. FORAY	Kawasaki Ninja 400	184,4
11	69 J. BUIS	Kawasaki Ninja 400	183,8
12	72 V. STEEMAN	KTM RC 390 R	183,5
13	85 K. SABATUCCI	Yamaha YZF-R3	182,6
14	24 M. BERTE	Yamaha YZF-R3	182,2
15	12 R. DORE	Yamaha YZF-R3	181,9
16	99 F. GOMEZ	Kawasaki Ninja 400	181,6
17	25 A. VERDOÍIA	Yamaha YZF-R3	181,6
18	61 Y. OKAYA	Kawasaki Ninja 400	181,6
19	77 V. SCHWARZ	Kawasaki Ninja 400	181,3
20	32 A. PELIKANOVA	Kawasaki Ninja 400	181,0
21	93 A. QUINET	Honda CBR500R	179,5
22	30 D. BLIN	Yamaha YZF-R3	179,5
23	14 E. DE LA VEGA	Kawasaki Ninja 400	179,2
24	35 F. DE BRUIN	Yamaha YZF-R3	177,8
25	82 J. HYDE	Kawasaki Ninja 400	174,3
26	60 G. SCONZA	Yamaha YZF-R3	174,3
27	27 F. ROVELLI	Kawasaki Ninja 400	153,1

SEG. 1		
1	88 B. IERACI	28.628
2	21 B. SANCHEZ	28.828
3	20 D. LOUREIRO	28.884
4	95 S. DEROUE	28.886
5	72 V. STEEMAN	28.961
6	25 A. VERDOÍIA	28.981
7	3 M. PEDENEAU	29.058
8	14 E. DE LA VEGA	29.081
9	97 M. KAPPLER	29.101
10	65 J. FACCO	29.151
11	99 F. GOMEZ	29.184
12	54 B. SOFUOGLU	29.243
13	69 J. BUIS	29.266
14	78 J. FORAY	29.343
15	85 K. SABATUCCI	29.420
16	24 M. BERTE	29.427
17	30 D. BLIN	29.615
18	44 T. BRAMICH	29.632
19	77 V. SCHWARZ	29.656
20	61 Y. OKAYA	29.706
21	35 F. DE BRUIN	29.732
22	60 G. SCONZA	29.946
23	93 A. QUINET	30.151
24	82 J. HYDE	30.152
25	12 R. DORE	30.164
26	32 A. PELIKANOVA	30.528

SEG. 2		
1	88 B. IERACI	38.965
2	21 B. SANCHEZ	39.044
3	72 V. STEEMAN	39.328
4	25 A. VERDOÍIA	39.362
5	20 D. LOUREIRO	39.459
6	85 K. SABATUCCI	39.500
7	24 M. BERTE	39.525
8	95 S. DEROUE	39.531
9	3 M. PEDENEAU	39.607
10	54 B. SOFUOGLU	39.618
11	14 E. DE LA VEGA	39.681
12	97 M. KAPPLER	39.710
13	99 F. GOMEZ	39.728
14	65 J. FACCO	39.785
15	30 D. BLIN	39.888
16	69 J. BUIS	39.920
17	61 Y. OKAYA	39.950
18	78 J. FORAY	39.952
19	60 G. SCONZA	40.144
20	77 V. SCHWARZ	40.147
21	44 T. BRAMICH	40.280
22	35 F. DE BRUIN	40.457
23	82 J. HYDE	40.575
24	93 A. QUINET	40.976
25	12 R. DORE	41.443
26	32 A. PELIKANOVA	42.737
27	27 F. ROVELLI	43.802

SEG. 3		
1	25 A. VERDOÍIA	34.210
2	21 B. SANCHEZ	34.253
3	88 B. IERACI	34.266
4	72 V. STEEMAN	34.507
5	99 F. GOMEZ	34.547
6	85 K. SABATUCCI	34.559
7	20 D. LOUREIRO	34.627
8	54 B. SOFUOGLU	34.642
9	24 M. BERTE	34.668
10	14 E. DE LA VEGA	34.706
11	3 M. PEDENEAU	34.764
12	95 S. DEROUE	34.769
13	97 M. KAPPLER	34.823
14	69 J. BUIS	34.830
15	65 J. FACCO	35.066
16	61 Y. OKAYA	35.113
17	44 T. BRAMICH	35.172
18	30 D. BLIN	35.237
19	78 J. FORAY	35.321
20	35 F. DE BRUIN	35.352
21	77 V. SCHWARZ	35.397
22	82 J. HYDE	35.530
23	60 G. SCONZA	35.735
24	93 A. QUINET	35.936
25	12 R. DORE	36.272
26	32 A. PELIKANOVA	36.492
27	27 F. ROVELLI	36.546

SEG. 4		
1	88 B. IERACI	25.545
2	20 D. LOUREIRO	25.614
3	85 K. SABATUCCI	25.754
4	54 B. SOFUOGLU	25.770
5	14 E. DE LA VEGA	25.827
6	95 S. DEROUE	25.847
7	99 F. GOMEZ	25.918
8	25 A. VERDOÍIA	25.945
9	21 B. SANCHEZ	25.966
10	3 M. PEDENEAU	25.994
11	72 V. STEEMAN	26.068
12	24 M. BERTE	26.085
13	97 M. KAPPLER	26.205
14	78 J. FORAY	26.300
15	65 J. FACCO	26.323
16	69 J. BUIS	26.331
17	30 D. BLIN	26.362
18	35 F. DE BRUIN	26.422
19	44 T. BRAMICH	26.532
20	60 G. SCONZA	26.587
21	61 Y. OKAYA	26.617
22	77 V. SCHWARZ	26.682
23	82 J. HYDE	26.920
24	93 A. QUINET	26.994
25	12 R. DORE	27.144
26	32 A. PELIKANOVA	28.262

10/05/2019

These data/results cannot be reproduced, stored and/or transmitted in whole or in part by any manner of electronic, mechanical, photocopying, recording, broadcasting or otherwise now known or herein after developed without the previous express consent by the copyright owner, except for reproduction in daily press and regular printed publications on sale to the public within 60 days of the event related to those data/results and always provided that copyright symbol appears together as follows below.

© DORNA WSBK ORGANIZATION Srl 2019



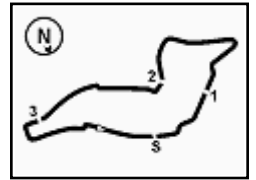
Official Fuel Supplier



Official Tyre Supplier



Official Timekeeper



Pirelli Italian Round, 10-12 May 2019

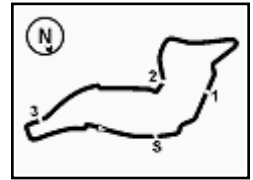
Ideal Times Free Practice 1st Session Gr.B

Imola Circuit 4.936 m

No.	Rider	Nat	Bike	Seg. 1	Seg. 2	Seg. 3	Seg. 4	Ideal Time			
				Diff. 1	Diff. 2	Diff. 3	Diff. 4	Best Lap	Pos.	Diff.	
1	88 B. IERACI	ITA	Kawasaki Ninja 400	28.628 +0.259	38.965 +0.002	34.266	25.545	2'07.404	2'07.665	1	0.261
2	21 B. SANCHEZ	ESP	Kawasaki Ninja 400	28.828	39.044	34.253	25.966 +0.262	2'08.091	2'08.353	2	0.262
3	25 A. VERDOIA	FRA	Yamaha YZF-R3	28.981	39.362	34.210 +0.074	25.945	2'08.498	2'08.572	3	0.074
4	20 D. LOUREIRO	RSA	Kawasaki Ninja 400	28.884 +0.176	39.459 +0.017	34.627	25.614	2'08.584	2'08.777	4	0.193
5	72 V. STEEMAN	NED	KTM RC 390 R	28.961	39.328	34.507 +0.053	26.068 +0.021	2'08.864	2'08.938	5	0.074
6	95 S. DEROUE	NED	Kawasaki Ninja 400	28.886 +0.308	39.531	34.769 +0.029	25.847	2'09.033	2'09.370	6	0.337
7	85 K. SABATUCCI	ITA	Yamaha YZF-R3	29.420 +0.020	39.500	34.559 +0.045	25.754 +0.104	2'09.233	2'09.402	7	0.169
8	54 B. SOFUOGLU	TUR	Kawasaki Ninja 400	29.243 +0.328	39.618	34.642	25.770	2'09.273	2'09.601	9	0.328
9	14 E. DE LA VEGA	FRA	Kawasaki Ninja 400	29.081 +0.200	39.681 +0.081	34.706	25.827	2'09.295	2'09.576	8	0.281
10	99 F. GOMEZ	ESP	Kawasaki Ninja 400	29.184	39.728	34.547 +0.189	25.918 +0.068	2'09.377	2'09.634	10	0.257
11	3 M. PEDENEAU	FRA	Yamaha YZF-R3	29.058	39.607 +0.044	34.764 +0.082	25.994 +0.121	2'09.423	2'09.670	11	0.247
12	24 M. BERTE	ITA	Yamaha YZF-R3	29.427 +0.070	39.525 +0.100	34.668	26.085	2'09.705	2'09.875	12	0.170
13	97 M. KAPPLER	GER	KTM RC 390 R	29.101 +0.014	39.710	34.823 +0.112	26.205 +0.062	2'09.839	2'10.027	13	0.188
14	65 J. FACCO	ITA	Yamaha YZF-R3	29.151	39.785	35.066 +0.293	26.323	2'10.325	2'10.618	15	0.293
15	69 J. BUIS	NED	Kawasaki Ninja 400	29.266	39.920	34.830	26.331	2'10.347	2'10.347	14	
16	78 J. FORAY	FRA	Kawasaki Ninja 400	29.343 +0.200	39.952	35.321	26.300 +0.025	2'10.916	2'11.141	16	0.225
17	30 D. BLIN	POL	Yamaha YZF-R3	29.615	39.888 +0.047	35.237	26.362	2'11.102	2'11.149	17	0.047
18	61 Y. OKAYA	JPN	Kawasaki Ninja 400	29.706	39.950	35.113	26.617 +0.043	2'11.386	2'11.429	18	0.043
19	44 T. BRAMICH	AUS	Kawasaki Ninja 400	29.632 +0.032	40.280 +0.232	35.172 +0.018	26.532	2'11.616	2'11.898	19	0.282
20	77 V. SCHWARZ	CZE	Kawasaki Ninja 400	29.656	40.147	35.397 +0.103	26.682 +0.090	2'11.882	2'12.075	20	0.193
21	35 F. DE BRUIN	NED	Yamaha YZF-R3	29.732 +0.220	40.457	35.352	26.422	2'11.963	2'12.183	21	0.220
22	60 G. SCONZA	ITA	Yamaha YZF-R3	29.946 +0.027	40.144 +0.120	35.735	26.587	2'12.412	2'12.559	22	0.147
23	82 J. HYDE	AUS	Kawasaki Ninja 400	30.152	40.575 +0.301	35.530 +0.105	26.920	2'13.177	2'13.583	23	0.406
24	93 A. QUINET	FRA	Honda CBR500R	30.151 +0.153	40.976	35.936	26.994 +0.012	2'14.057	2'14.222	24	0.165
25	12 R. DORE	FRA	Yamaha YZF-R3	30.164	41.443 +0.019	36.272 +0.090	27.144 +0.370	2'15.023	2'15.502	25	0.479
26	32 A. PELIKANOVA	CZE	Kawasaki Ninja 400	30.528	42.737	36.492	28.262	2'18.019	2'18.019	26	
27	F. ROVELLI	ITA	Kawasaki Ninja 400	One or more sectors missing							
36	B. NEILA	ESP	Yamaha YZF-R3	One or more sectors missing							
Overall Ideal Time				28.628	38.965	34.210	25.545	2'07.348			

10/05/2019
These data/results cannot be reproduced, stored and/or transmitted in whole or in part by any manner of electronic, mechanical, photocopying, recording, broadcasting or otherwise now known or herein after developed without the previous express consent by the copyright owner, except for reproduction in daily press and regular printed publications on sale to the public within 60 days of the event related to those data/results and always provided that copyright symbol appears together as follows below.
© DORNA WSBK ORGANIZATION Srl 2019





Imola Circuit 4.936 m

1 / 4

Pirelli Italian Round, 10-12 May 2019

Chronological Analysis Free Practice 1st Session Gr.B

1° 88 B. IERACI (2'07.665)							
Lap	Seg.1	Seg.2	Seg.3	Seg.4	Lap Time	km/h	Local Time
1					9:44'57.934		
2	50.891	44.105	37.978	27.495	2'40.469P	145,3	9:47'38.403
3	29.887	40.325	35.137	26.524	2'11.873	179,8	9:49'50.276
4	29.113	39.577	34.977	26.355	2'10.022	184,4	9:52'00.298
5	28.628	39.817	34.494	26.039	2'08.978	185,1	9:54'09.276
6	29.382	39.553	34.618	26.027	2'09.580	180,4	9:56'18.856
7	29.071	39.454	34.425	25.753	2'08.703	183,5	9:58'27.559
8	30.800	40.477	36.146	7'43.789	9'31.212P	157,8	10:07'58.771
9	49.463	40.650	35.750	26.138	2'32.001P	148,9	10:10'30.772
10	29.274	39.450	34.535	26.049	2'09.308	179,5	10:12'40.080
11	28.978	38.965	34.394	25.921	2'08.258	181,3	10:14'48.338
12	28.887	38.967	34.266	25.545	2'07.665	180,7	10:16'56.003

2° 21 B. SANCHEZ (2'08.353)							
Lap	Seg.1	Seg.2	Seg.3	Seg.4	Lap Time	km/h	Local Time
1					9:45'17.619		
2	53.811	43.395	37.330	27.547	2'42.083P	148,0	9:47'59.702
3	29.659	40.021	41.718	26.758	2'18.156	180,1	9:50'17.858
4	29.186	40.194	35.025	26.228	2'10.633	182,9	9:52'28.491
5	29.157	39.726	34.360	26.230	2'09.473	181,0	9:54'37.964
6	29.586	41.189	36.545	6'02.893	7'50.213P	184,7	10:02'28.177
7	49.818	44.074	37.060	27.411	2'38.363P	145,7	10:05'06.540
8	28.898	39.426	34.432	25.966	2'08.722	182,6	10:07'15.262
9	28.828	39.044	34.253	26.228	2'08.353	183,8	10:09'23.615
10	31.183	40.707	35.449	28.442	2'15.781C	181,0	10:11'39.396
11	34.690	39.564	39.247	26.537	2'20.038	172,4	10:13'59.434
12	29.219	39.631	34.690	26.550	2'10.090	179,2	10:16'09.524

3° 25 A. VERDOIA (2'08.572)							
Lap	Seg.1	Seg.2	Seg.3	Seg.4	Lap Time	km/h	Local Time
1		44.550	35.764	28.861		148,5	9:47'23.704
2	30.009	41.269	34.980	26.785	2'13.043	177,2	9:49'36.747
3	29.793	40.376	34.401	26.886	2'11.456	179,2	9:51'48.203
4	29.584	40.262	34.686	26.302	2'10.834	181,6	9:53'59.037
5	29.629	39.979	34.446	26.242	2'10.296	178,0	9:56'09.333
6	29.787	40.902	34.645	50.875	2'36.209P	180,1	9:58'45.542
7	1'49.948	40.828	35.103	26.652	3'32.531P	145,1	10:02'18.073
8	29.408	39.591	34.748	26.261	2'10.008	179,8	10:04'28.081
9	29.233	39.532	34.547	26.123	2'09.435	179,2	10:06'37.516
10	29.395	41.935	36.742	28.259	2'16.331	178,6	10:08'53.847
11	29.298	39.479	34.624	28.310	2'11.711	180,7	10:11'05.558
12	29.085	40.272	34.210	26.332	2'09.899	180,4	10:13'15.457
13	28.981	39.362	34.284	25.945	2'08.572	180,7	10:15'24.029

4° 20 D. LOUREIRO (2'08.777)							
Lap	Seg.1	Seg.2	Seg.3	Seg.4	Lap Time	km/h	Local Time
1		43.445	37.047	28.900		143,1	9:47'28.933
2	29.809	40.958	35.769	27.161	2'13.697	184,4	9:49'42.630
3	29.667	40.042	35.497	26.497	2'11.703	180,4	9:51'54.333
4	29.272	40.257	35.248	26.229	2'11.006	181,3	9:54'05.339
5	29.277	39.834	35.229	26.241	2'10.581	180,1	9:56'15.920
6	29.433	39.694	35.036	26.174	2'10.337	177,8	9:58'26.257
7	29.357	39.677	34.928	27.752	2'11.714	176,0	10:00'37.971
8	29.285	41.176	36.619	29.407	2'16.487	178,0	10:02'54.458
9	29.224	39.471	35.609	26.566	2'10.870	179,8	10:05'05.328
10	28.905	39.510	34.882	25.775	2'09.072	181,0	10:07'14.400
11	28.884	39.459	34.704	26.986	2'10.033	182,2	10:09'24.433
12	30.542	41.412	35.830	26.960	2'14.744	180,4	10:11'39.177
13	29.290	40.015	43.944	32.393	2'25.642	179,8	10:14'04.819
14	29.060	39.476	34.627	25.614	2'08.777	178,9	10:16'13.596

5° 72 V. STEEMAN (2'08.938)							
Lap	Seg.1	Seg.2	Seg.3	Seg.4	Lap Time	km/h	Local Time
1					9:45'26.751		
2	52.330	43.084	37.275	27.911	2'40.600P	147,2	9:48'07.351
3	30.122	41.280	35.304	26.913	2'13.619	181,0	9:50'20.970
4	29.474	40.528	34.980	26.671	2'11.653	183,5	9:52'32.623
5	29.761	40.133	34.864	26.267	2'11.025	183,5	9:54'43.648
6	29.253	39.891	34.617	26.217	2'09.978	181,9	9:56'53.626
7	29.130	39.953	34.694	26.407	2'10.184	182,9	9:59'03.810
8	29.040	39.770	34.599	26.068	2'09.477	180,7	10:01'13.287
9	29.044	39.499	34.507	26.270	2'09.320	180,7	10:03'22.607
10	29.411	39.628	34.666	26.197	2'09.902	179,2	10:05'32.509
11	28.961	39.589	34.611	26.240	2'09.401	181,9	10:07'41.910
12	29.049	39.489	34.656	26.105	2'09.299	181,6	10:09'51.209
13	28.961	39.328	34.560	26.089	2'08.938	180,7	10:12'00.147
14	29.011	39.683	35.168	26.953	2'10.815	181,0	10:14'10.962
15	28.973	39.700	34.685	26.113	2'09.471	180,7	10:16'20.433

6° 95 S. DEROUÉ (2'09.370)							
Lap	Seg.1	Seg.2	Seg.3	Seg.4	Lap Time	km/h	Local Time
1		42.924	37.002	28.225		147,0	9:47'27.904
2	29.777	40.978	36.442	26.983	2'14.180	182,6	9:49'42.084
3	29.542	40.191	35.528	26.365	2'11.626	180,7	9:51'53.710
4	29.523	40.093	35.091	26.381	2'11.088	181,6	9:54'04.798
5	29.561	39.814	36.029	26.994	2'12.398	179,8	9:56'17.196
6	29.250	39.708	34.972	26.149	2'10.079	182,2	9:58'27.275
7	29.194	39.531	34.798	25.847	2'09.370	181,0	10:00'36.645
8	29.642	41.347	36.186	45.350	2'32.525P	179,8	10:03'09.170
9	1'59.393	40.605	35.482	26.226	3'41.706P	150,9	10:06'50.876
10	29.321	39.843	34.918	26.304	2'10.386	181,0	10:09'01.262
11	28.886	39.851	34.769	26.072	2'09.578	187,3	10:11'10.840
12	29.229	39.766	34.912	26.037	2'09.944	181,0	10:13'20.784
13	29.322	39.588	36.548	27.630	2'13.088	180,4	10:15'33.872

7° 85 K. SABATUCCI (2'09.402)							
Lap	Seg.1	Seg.2	Seg.3	Seg.4	Lap Time	km/h	Local Time
1		43.388	36.438	27.001		147,4	9:47'20.255
2	30.360	41.239	35.346	26.618	2'13.563	176,9	9:49'33.818
3	30.058	40.382	35.166	26.343	2'11.949	176,6	9:51'45.767
4	30.214	41.885	35.223	26.295	2'13.617	176,6	9:53'59.384
5	29.636	39.862	35.494	26.369	2'11.361	182,6	9:56'10.745
6	29.937	40.045	35.423	7'03.647	8'49.052P	177,5	10:04'59.797
7	49.485	40.732	35.250	26.328	2'31.795P	112,1	10:07'31.592
8	29.420	40.223	34.863	26.238	2'10.744	181,6	10:09'42.336
9	29.707	39.888	34.659	26.073	2'10.327	176,0	10:11'52.663
10	29.579	39.813	34.559	25.754	2'09.705	178,0	10:14'02.368
11	29.440	39.500	34.604	25.858	2'09.402	177,8	10:16'11.770

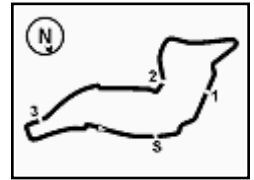
8° 14 E. DE LA VEGA (2'09.576)							
Lap	Seg.1	Seg.2	Seg.3	Seg.4	Lap Time	km/h	Local Time
1					9:45'07.557		
2	52.637	43.391	36.418	27.597	2'40.043P	139,8	9:47'47.600
3	30.014	41.314	35.640	26.726	2'13.694	177,2	9:50'01.294
4	29.857	40.443	35.419	27.863	2'13.582C	177,8	9:52'14.876
5	34.939	40.460	35.203	26.541	2'17.143	172,1	9:54'32.019
6	29.696	40.219	34.944	26.203	2'11.062	178,9	9:56'43.081
7	29.621	40.772	35.182	7'46.739	9'32.314P	177,8	10:06'15.395
8	53.624	40.425	35.113	26.226	2'35.388P	131,5	10:08'50.783
9	29.316	39.681	34.746	25.904	2'09.647	176,6	10:11'00.430
10	29.081	39.925	36.888	26.019	2'11.913	179,2	10:13'12.343
11	29.281	39.762	34.706	25.827	2'09.576	178,6	10:15'21.919

10/05/2019 P = Pits In/Out - C = Lap Time Cancelled

These data/results cannot be reproduced, stored and/or transmitted in whole or in part by any manner of electronic, mechanical, photocopying, recording, broadcasting or otherwise now known or herein after developed without the previous express consent by the copyright owner, except for reproduction in daily press and regular printed publications on sale to the public within 60 days of the event related to those data/results and always provided that copyright symbol appears together as follows below.

© DORNA WSBK ORGANIZATION Srl 2019





Imola Circuit 4.936 m

Pirelli Italian Round, 10-12 May 2019

Chronological Analysis Free Practice 1st Session Gr.B

2 / 4

9° 54 B. SOFUOGLU (2'09.601)						
Lap	Seg.1	Seg.2	Seg.3	Seg.4	Lap Time	Local Time
1		44.451	36.980	32.811	148,9	9:47'29.382
2	29.904	41.869	36.392	27.377	2'15.542	186,3 9:49'44.924
3	29.815	41.029	34.856	26.311	2'12.011	179,8 9:51'56.935
4	29.997	41.038	35.146	26.402	2'12.583	166,0 9:54'09.518
5	29.571	39.618	34.642	25.770	2'09.601	181,9 9:56'19.119

6	29.319	40.176	35.040	3'01.902	4'46.437P	186,3 9:59'31.374
7	50.446	40.410	35.307	27.005	2'33.168P	149,5 10:02'04.542
8	29.424	40.013	35.117	26.547	2'11.101	182,6 10:04'15.643
9	29.361	40.017	34.906	26.608	2'10.892	180,4 10:06'26.535
10	29.101	39.857	34.906	26.263	2'10.127	181,6 10:08'36.662
11	29.444	39.830	34.948	26.256	2'10.478	178,6 10:10'47.140
12	29.180	39.852	34.823	26.205	2'10.060	181,6 10:12'57.200
13	29.115	39.710	34.935	26.267	2'10.027	179,8 10:15'07.227

10° 99 F. GOMEZ (2'09.634)						
Lap	Seg.1	Seg.2	Seg.3	Seg.4	Lap Time	Local Time
1		44.917	37.258	28.345	145,8	9:47'30.589
2	30.468	42.915	36.239	27.438	2'17.060	181,3 9:49'47.649
3	30.033	41.487	35.936	6'42.444	8'29.900P	181,6 9:58'17.549
4	46.595	43.062	36.398	27.436	2'33.491P	148,2 10:00'51.040
5	29.901	41.270	36.241	26.683	2'14.095	176,9 10:03'05.135
6	29.793	40.971	35.910	26.605	2'13.279	178,0 10:05'18.414
7	29.566	40.343	36.269	26.645	2'12.823	178,3 10:07'31.237
8	29.642	40.678	35.160	26.452	2'11.932	180,1 10:09'43.169
9	29.514	40.039	34.816	26.139	2'10.508	177,8 10:11'53.677
10	29.292	40.019	34.547	25.918	2'09.776	180,4 10:14'03.453
11	29.184	39.728	34.736	25.986	2'09.634	179,5 10:16'13.087

14° 69 J. BUIS (2'10.347)						
Lap	Seg.1	Seg.2	Seg.3	Seg.4	Lap Time	Local Time
1		44.459	37.577	29.171	146,4	9:47'30.159
2	30.533	42.998	36.237	27.310	2'17.078	182,9 9:49'47.237
3	29.793	41.697	35.979	26.924	2'14.393C	183,8 9:52'01.630
4	29.625	41.423	35.994	27.034	2'14.076	183,8 9:54'15.706
5	29.932	41.165	35.614	26.955	2'13.666	181,3 9:56'29.372
6	29.911	41.329	35.766	1'24.124	3'11.130P	179,8 9:59'40.502
7	48.672	41.757	36.929	27.859	2'35.217P	145,5 10:02'15.719
8	30.494	41.298	35.353	26.488	2'13.633	178,9 10:04'29.352
9	29.517	40.454	35.092	26.589	2'11.652	183,2 10:06'41.004
10	29.532	40.201	35.498	26.286	2'11.517C	180,4 10:08'52.521
11	29.435	40.458	35.212	26.861	2'11.966	180,1 10:11'04.487
12	29.633	41.040	34.995	26.470	2'12.138	180,1 10:13'16.625
13	29.266	39.920	34.830	26.331	2'10.347	183,2 10:15'26.972

11° 3 M. PEDENEAU (2'09.670)						
Lap	Seg.1	Seg.2	Seg.3	Seg.4	Lap Time	Local Time
1		45.137	37.402	29.195	143,9	9:47'28.509
2	30.142	42.318	36.795	27.838	2'17.093	182,9 9:49'45.602
3	30.318	40.909	35.452	27.680	2'14.359	184,7 9:51'59.961
4	29.826	40.321	35.555	27.039	2'12.741	181,0 9:54'12.702
5	29.168	39.696	34.772	26.889	2'10.525	183,8 9:56'23.227
6	29.863	40.481	40.570	2'09.188	4'00.102P	177,8 10:00'23.329
7	46.865	40.775	35.178	26.757	2'29.575P	145,1 10:02'52.904
8	29.593	39.859	35.397	26.384	2'11.233	178,6 10:05'04.137
9	29.175	39.821	34.764	26.259	2'10.019	180,4 10:07'14.156
10	29.348	40.040	34.899	26.683	2'10.970	179,2 10:09'25.126
11	30.491	43.783	35.292	26.167	2'15.733	185,7 10:11'40.859
12	29.058	39.651	34.846	26.115	2'09.670	179,8 10:13'50.529
13	29.293	39.607	34.981	25.994	2'09.875	178,3 10:16'00.404

15° 65 J. FACCO (2'10.618)						
Lap	Seg.1	Seg.2	Seg.3	Seg.4	Lap Time	Local Time
1		43.738	36.752	27.783	143,9	9:47'31.472
2	29.608	42.161	36.210	26.948	2'14.927	183,5 9:49'46.399
3	29.582	41.015	35.395	27.705	2'13.697	181,9 9:52'00.096
4	29.483	40.083	35.131	26.668	2'11.365	184,7 9:54'11.461
5	29.500	40.087	35.066	26.743	2'11.396	180,7 9:56'22.857
6	30.289	42.174	36.620	1'53.146	3'42.229P	178,9 10:00'05.086
7	50.107	43.249	37.688	28.168	2'39.212P	135,1 10:02'44.298
8	29.710	41.757	36.169	26.725	2'14.361	178,9 10:04'58.659
9	29.445	40.640	35.571	26.804	2'12.460	183,8 10:07'11.119
10	29.526	40.486	35.288	26.701	2'12.001	180,1 10:09'23.120
11	31.918	44.875	35.762	26.592	2'19.147	175,7 10:11'42.267
12	29.447	40.264	35.136	26.435	2'11.282	181,0 10:13'53.549
13	29.151	39.785	35.359	26.323	2'10.618	181,6 10:16'04.167

12° 24 M. BERGE (2'09.875)						
Lap	Seg.1	Seg.2	Seg.3	Seg.4	Lap Time	Local Time
1		45.001	38.360	29.304	146,6	9:47'27.615
2	30.902	41.608	36.424	27.446	2'16.380	178,6 9:49'43.995
3	30.062	40.499	35.663	27.076	2'13.300	176,3 9:51'57.295
4	29.739	41.097	35.930	26.483	2'13.249	182,2 9:54'10.544
5	29.726	40.333	35.499	27.688	2'13.246C	178,0 9:56'23.790
6	29.509	40.558	36.763	3'11.034	4'57.864P	181,6 10:01'21.654
7	53.047	41.191	36.265	27.171	2'37.674P	108,8 10:03'59.328
8	29.633	40.149	37.211	26.631	2'13.624C	176,3 10:06'12.952
9	30.634	40.010	35.136	26.121	2'11.901	176,9 10:08'24.853
10	29.888	39.646	35.137	26.214	2'10.885	176,0 10:10'35.738
11	29.517	39.532	34.841	26.369	2'10.259	177,5 10:12'45.997
12	29.427	39.525	35.538	26.257	2'10.747	177,8 10:14'56.744
13	29.497	39.625	34.668	26.085	2'09.875	177,5 10:17'06.619

16° 78 J. FORAY (2'11.141)						
Lap	Seg.1	Seg.2	Seg.3	Seg.4	Lap Time	Local Time
1						9:45'15.952
2	52.484	43.759	37.293	27.786	2'41.322P	146,6 9:47'57.274
3	30.538	41.932	35.775	26.847	2'15.092	180,7 9:50'12.366
4	29.997	40.946	35.540	26.750	2'13.233	180,4 9:52'25.599
5	29.866	40.848	35.393	26.738	2'12.845	181,3 9:54'38.444
6	29.433	41.186	35.398	26.529	2'12.546	184,4 9:56'50.990
7	29.890	42.948	36.053	3'31.628	5'20.519P	178,9 10:02'11.509
8	52.253	42.752	35.988	26.543	2'37.536P	104,7 10:04'49.045
9	29.720	40.571	35.537	26.528	2'12.356	179,5 10:07'01.401
10	29.739	40.328	35.331	26.443	2'11.841	178,3 10:09'13.242
11	29.619	40.146	35.340	26.300	2'11.405	178,9 10:11'24.647
12	29.343	40.259	35.584	26.562	2'11.748	180,4 10:13'36.395
13	29.543	39.952	35.321	26.325	2'11.141	177,5 10:15'47.536

13° 97 M. KAPPLER (2'10.027)						
Lap	Seg.1	Seg.2	Seg.3	Seg.4	Lap Time	Local Time
1						9:45'28.687
2	54.171	42.409	36.475	27.528	2'40.583P	152,0 9:48'09.270
3	29.893	41.587	35.718	26.787	2'13.985	183,8 9:50'23.255
4	29.370	40.389	35.195	26.402	2'11.356	182,2 9:52'34.611
5	29.165	39.888	34.908	26.365	2'10.326	184,7 9:54'44.937

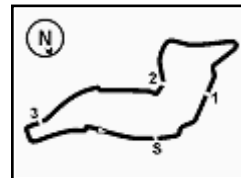
17° 30 D. BLIN (2'11.149)						
Lap	Seg.1	Seg.2	Seg.3	Seg.4	Lap Time	Local Time
1		45.956	38.558	29.982	140,9	9:47'30.037
2	32.115	43.866	36.936	28.484	2'21.401	159,6 9:49'51.438
3	31.267	42.636	36.690	27.946	2'18.539	175,7 9:52'09.977
4	30.864	42.251	38.022	1'38.157	3'29.294P	176,9 9:55'39.271

10/05/2019 P = Pits In/Out - C = Lap Time Cancelled

These data/results cannot be reproduced, stored and/or transmitted in whole or in part by any manner of electronic, mechanical, photocopying, recording, broadcasting or otherwise now known or herein after developed without the previous express consent by the copyright owner, except for reproduction in daily press and regular printed publications on sale to the public within 60 days of the event related to those data/results and always provided that copyright symbol appears together as follows below.

© DORNA WSBK ORGANIZATION Srl 2019





Pirelli Italian Round, 10-12 May 2019 Chronological Analysis Free Practice 1st Session Gr.B

Imola Circuit 4.936 m

3 / 4

5	44.836	42.422	37.120	27.979	2'32.357P	140,2	9:58'11.628	5	30.306	41.243	35.596	26.966	2'14.111	177,8	9:56'58.211
6	31.038	41.909	36.478	27.329	2'16.754	171,3	10:00'28.382	6	29.900	41.476	35.467	26.737	2'13.580	177,5	9:59'11.791
7	30.708	41.127	36.401	27.364	2'15.600	172,4	10:02'43.982	7	30.119	40.986	35.483	26.610	2'13.198	174,9	10:01'24.989
8	30.352	40.972	35.761	26.932	2'14.017	174,0	10:04'57.999	8	30.320	40.819	35.544	26.590	2'13.273	173,5	10:03'38.262
9	30.019	40.429	35.350	27.647	2'13.445	177,2	10:07'11.444	9	30.022	40.800	35.354	26.578	2'12.754	173,2	10:05'51.016
10	30.081	40.202	35.375	27.233	2'12.891	177,8	10:09'24.335	10	29.952	40.457	35.352	26.422	2'12.183	175,7	10:08'03.199
11	30.322	41.105	36.263	26.745	2'14.435	179,5	10:11'38.770	11	29.732	40.557	35.387	26.592	2'12.268	176,6	10:10'15.467
12	30.153	39.888	36.622	27.242	2'13.905	173,5	10:13'52.675	12	30.449	41.165	35.988	26.834	2'14.436	174,6	10:12'29.903
13	29.615	39.935	35.237	26.362	2'11.149	177,5	10:16'03.824	13	29.954	40.723	35.529	26.647	2'12.853	174,9	10:14'42.756
								14	29.961	40.922	35.676	26.535	2'13.094	174,3	10:16'55.850

18° 61 Y. OKAYA (2'11.429)

Lap	Seg.1	Seg.2	Seg.3	Seg.4	Lap Time	km/h	Local Time
1		45.064	37.330	29.325		140,0	9:47'31.322
2	30.987	42.266	36.364	27.969	2'17.586	175,2	9:49'48.908
3	30.509	41.952	36.159	28.223	2'16.843	177,2	9:52'05.751
4	30.657	41.866	35.901	28.020	2'16.444	174,9	9:54'22.195
5	30.643	41.319	38.337	3'59.382	5'49.681CP	173,2	10:00'11.876
6	42.985	42.321	36.516	27.583	2'29.405P	145,1	10:02'41.281
7	30.656	41.234	36.175	27.299	2'15.364	172,9	10:04'56.645
8	30.184	40.871	35.737	26.972	2'13.764	176,3	10:07'10.409
9	30.170	40.709	35.495	26.736	2'13.110	174,9	10:09'23.519
10	30.605	40.757	35.382	26.929	2'13.673	181,6	10:11'37.192
11	31.845	40.086	35.891	26.617	2'14.439	176,6	10:13'51.631
12	29.706	39.950	35.113	26.660	2'11.429	177,5	10:16'03.060

22° 60 G. SCONZA (2'12.559)

Lap	Seg.1	Seg.2	Seg.3	Seg.4	Lap Time	km/h	Local Time
1							9:45'17.455
2	52.974	44.062	38.252	28.165	2'43.453P	145,8	9:48'00.908
3	30.616	41.407	36.955	27.402	2'16.380	173,5	9:50'17.288
4	30.283	40.464	36.057	26.858	2'13.662C	172,6	9:52'30.950
5	30.057	40.587	38.813	27.114	2'16.571C	173,7	9:54'47.521
6	30.150	40.455	35.856	26.658	2'13.119	174,0	9:57'00.640
7	29.946	40.952	36.211	51.734	2'38.843P	174,3	9:59'39.483
8	3'27.263	41.795	36.206	26.964	5'12.228P	143,3	10:04'51.711
9	30.082	40.610	35.961	26.710	2'13.363	173,7	10:07'05.074
10	30.137	40.144	35.946	26.732	2'12.959	172,4	10:09'18.033
11	30.152	40.346	35.987	26.888	2'13.373	171,8	10:11'31.406
12	29.973	40.264	35.735	26.587	2'12.559	173,2	10:13'43.965
13	30.036	40.351	35.896	26.785	2'13.068	172,9	10:15'57.033

19° 44 T. BRAMICH (2'11.898)

Lap	Seg.1	Seg.2	Seg.3	Seg.4	Lap Time	km/h	Local Time
1		45.257	37.808	30.172		141,1	9:47'27.316
2	30.786	42.524	36.748	28.030	2'18.088	179,8	9:49'45.404
3	29.876	41.331	35.513	27.731	2'14.451	184,7	9:51'59.855
4	30.105	41.081	35.438	27.751	2'14.375	180,4	9:54'14.230
5	29.754	42.232	35.848	27.706	2'15.540	179,8	9:56'29.770
6	29.632	41.693	35.748	27.182	2'14.255	182,6	9:58'44.025
7	29.678	40.440	35.337	26.618	2'12.073	176,9	10:00'56.098
8	29.863	40.893	37.090	48.342	2'36.188P	176,3	10:03'32.286
9	1'22.821	42.694	41.600	27.091	3'14.206P	105,5	10:06'46.492
10	29.717	40.812	35.566	27.588	2'13.673	180,1	10:09'00.165
11	29.664	40.512	35.190	26.532	2'11.898	176,9	10:11'12.063
12	29.761	40.280	35.172	24.988	2'10.201C	179,2	10:13'22.264
13	33.349	43.396	38.423	28.244	2'23.412	172,6	10:15'45.676

23° 82 J. HYDE (2'13.583)

Lap	Seg.1	Seg.2	Seg.3	Seg.4	Lap Time	km/h	Local Time
1		46.500	39.083	28.969		139,3	9:50'42.478
2	31.248	42.400	36.891	27.974	2'18.513	173,2	9:53'00.991
3	30.539	41.373	36.475	27.652	2'16.039	174,3	9:55'17.030
4	30.444	42.032	36.260	27.639	2'16.375	173,5	9:57'33.405
5	30.850	41.441	36.119	27.385	2'15.795	172,6	9:59'49.200
6	30.500	41.106	36.002	27.290	2'14.898	171,0	10:02'04.098
7	30.312	40.575	35.873	27.129	2'13.889	174,0	10:04'17.987
8	30.201	40.955	35.963	45.342	2'32.461P	173,7	10:06'50.448
9	3'57.575	43.152	37.146	28.248	5'46.121P	118,2	10:12'36.569
10	30.756	41.393	35.530	27.077	2'14.756	172,4	10:14'51.325
11	30.152	40.876	35.635	26.920	2'13.583	172,6	10:17'04.908

20° 77 V. SCHWARZ (2'12.075)

Lap	Seg.1	Seg.2	Seg.3	Seg.4	Lap Time	km/h	Local Time
1		45.372	37.709	29.100		143,9	9:47'26.490
2	31.006	42.387	36.487	27.868	2'17.748	172,1	9:49'44.238
3	29.966	41.181	35.850	27.452	2'14.449	181,3	9:51'58.687
4	30.285	40.911	35.564	26.940	2'13.700	174,9	9:54'12.387
5	29.937	40.660	35.890	27.160	2'13.647	175,4	9:56'26.034
6	30.270	40.866	35.944	27.655	2'14.735	174,3	9:58'40.769
7	30.484	40.773	36.909	27.161	2'15.327	171,0	10:00'56.096
8	30.165	40.702	36.448	1'32.626	3'19.941P	173,5	10:04'16.037
9	45.455	40.619	36.634	27.422	2'30.130P	140,2	10:06'46.167
10	30.337	40.843	35.704	27.282	2'14.166	172,6	10:09'00.333
11	29.767	40.494	35.397	26.682	2'12.340	178,6	10:11'12.673
12	29.656	40.147	35.500	26.772	2'12.075	176,6	10:13'24.748
13	30.055	40.595	35.769	26.734	2'13.153	175,2	10:15'37.901

24° 93 A. QUINET (2'14.222)

Lap	Seg.1	Seg.2	Seg.3	Seg.4	Lap Time	km/h	Local Time
1		44.698	37.276	29.375		147,8	9:47'31.179
2	31.345	43.215	36.635	27.782	2'18.977	177,2	9:49'50.156
3	30.388	42.105	36.859	27.732	2'17.084	179,5	9:52'07.240
4	30.151	41.655	36.014	28.643	2'16.463	176,6	9:54'23.703
5	30.810	41.501	36.729	44.257	2'33.297P	167,8	9:56'57.000
6	2'58.252	42.516	36.498	27.930	4'45.196P	145,3	10:01'42.196
7	30.780	41.791	36.488	27.365	2'16.424	172,6	10:03'58.620
8	30.354	41.485	36.875	27.129	2'15.843	171,8	10:06'14.463
9	30.278	41.122	36.068	26.994	2'14.462	173,7	10:08'28.925
10	30.408	41.275	36.072	27.337	2'15.092	171,5	10:10'44.017
11	30.304	40.976	35.936	27.006	2'14.222	172,6	10:12'58.239
12	30.387	41.267	36.011	28.732	2'16.397	169,9	10:15'14.636

21° 35 F. DE BRUIN (2'12.183)

Lap	Seg.1	Seg.2	Seg.3	Seg.4	Lap Time	km/h	Local Time
1		44.362	37.492	55.507		148,7	9:47'51.485
2	31.584	42.811	36.425	27.295	2'18.115	176,6	9:50'09.600
3	30.812	41.957	35.779	27.615	2'16.163C	174,9	9:52'25.763
4	33.369	41.585	35.930	27.453	2'18.337	172,1	9:54'44.100

25° 12 R. DORE (2'15.502)

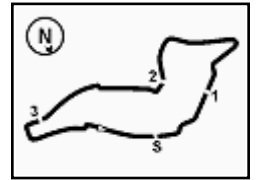
Lap	Seg.1	Seg.2	Seg.3	Seg.4	Lap Time	km/h	Local Time
1		45.240	38.258	29.647		145,8	9:47'28.925
2	30.915	43.204	37.686	33.395	2'25.200C	181,9	9:49'54.125
3	34.031	43.055	36.832	28.183	2'22.101	166,5	9:52'16.226
4	30.762	42.761	36.512	31.165	2'21.200	174,9	9:54'37.426
5	30.390	41.967	39.024	28.147	2'19.528C	175,4	9:56'56.954

10/05/2019 P = Pits In/Out - C = Lap Time Cancelled

These data/results cannot be reproduced, stored and/or transmitted in whole or in part by any manner of electronic, mechanical, photocopying, recording, broadcasting or otherwise now known or herein after developed without the previous express consent by the copyright owner, except for reproduction in daily press and regular printed publications on sale to the public within 60 days of the event related to those data/results and always provided that copyright symbol appears together as follows below.

© DORNA WSBK ORGANIZATION Srl 2019





Imola Circuit 4.936 m

4 / 4

Pirelli Italian Round, 10-12 May 2019

Chronological Analysis Free Practice 1st Session Gr.B

6	30.445	42.668	36.374	27.710	2'17.197	175,4	9:59'14.151
7	30.293	42.127	36.843	30.739	2'20.002C	175,4	10:01'34.153
8	41.025	42.070	36.272	30.327	2'29.694C	115,2	10:04'03.847
9	35.912	41.944	36.566	27.891	2'22.313	163,7	10:06'26.160
10	30.164	41.462	36.362	27.514	2'15.502	174,9	10:08'41.662
11	30.667	41.872	36.732	27.647	2'16.918	176,0	10:10'58.580
12	30.556	41.443	36.428	27.144	2'15.571	176,0	10:13'14.151
13	30.380	41.551	37.398	27.496	2'16.825	175,7	10:15'30.976

26° 32 A. PELIKANOVA (2'18.019)							
Lap	Seg.1	Seg.2	Seg.3	Seg.4	Lap Time	km/h	Local Time
1							9:45'09.551
2	58.521	47.333	40.197	31.244	2'57.295P	145,7	9:48'06.846
3	32.062	43.947	38.109	30.013	2'24.131	178,3	9:50'30.977
4	32.208	43.709	37.525	29.060	2'22.502	178,6	9:52'53.479
5	31.370	43.961	37.093	29.196	2'21.620	178,3	9:55'15.099
6	31.157	43.684	36.938	28.395	2'20.174	177,2	9:57'35.273
7	31.083	43.284	37.248	2'06.690	3'58.305P	178,9	10:01'33.578
8	50.400	44.219	37.003	29.675	2'41.297CP	147,2	10:04'14.875
9	37.627	43.543	36.879	28.752	2'26.801	170,5	10:06'41.676
10	30.808	42.991	36.795	28.636	2'19.230	178,9	10:09'00.906
11	30.528	42.737	36.492	28.262	2'18.019	181,0	10:11'18.925
12	31.146	42.892	36.928	27.425	2'18.391C	177,2	10:13'37.316
13	34.837	42.828	36.821	28.376	2'22.862	170,5	10:16'00.178

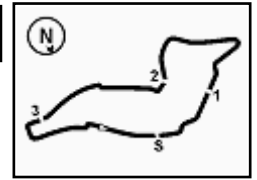
27° 36 B. NEILA							
Lap	Seg.1	Seg.2	Seg.3	Seg.4	Lap Time	km/h	Local Time
1							9:58'48.080
2					2'07.048P		10:00'55.128

10/05/2019 P = Pits In/Out - C = Lap Time Cancelled

These data/results cannot be reproduced, stored and/or transmitted in whole or in part by any manner of electronic, mechanical, photocopying, recording, broadcasting or otherwise now known or herein after developed without the previous express consent by the copyright owner, except for reproduction in daily press and regular printed publications on sale to the public within 60 days of the event related to those data/results and always provided that copyright symbol appears together as follows below.

© DORNA WSBK ORGANIZATION Srl 2019

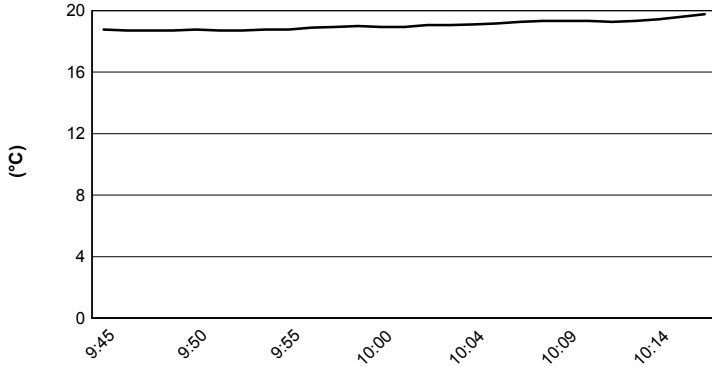




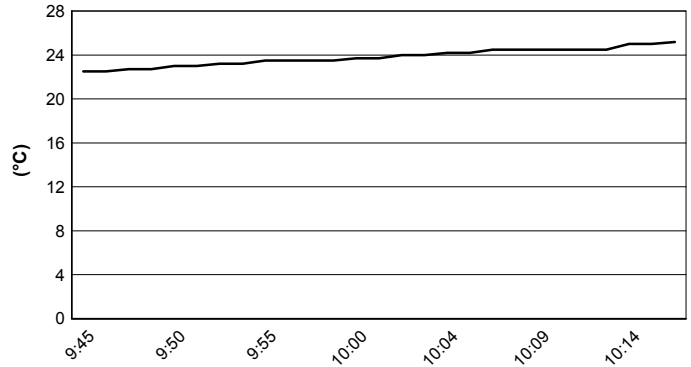
Imola Circuit 4.936 m

Pirelli Italian Round, 10-12 May 2019
Weather Report Free Practice 1st Session Gr.B
Session started 09:45 - Session ended 10:17

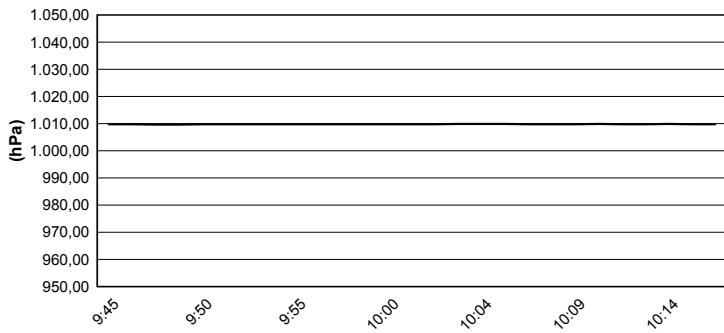
Air Temperature



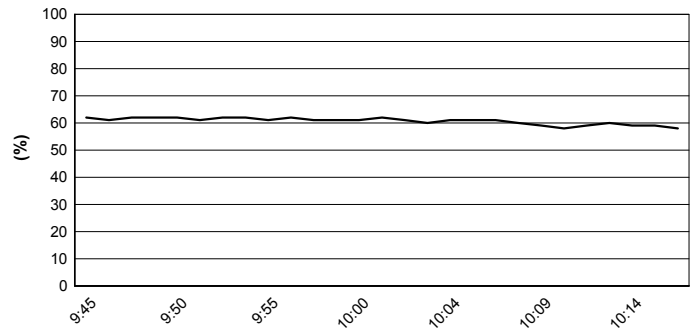
Track Temperature



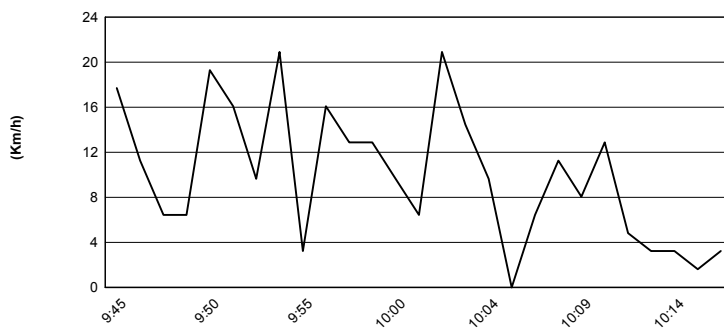
Air Pressure



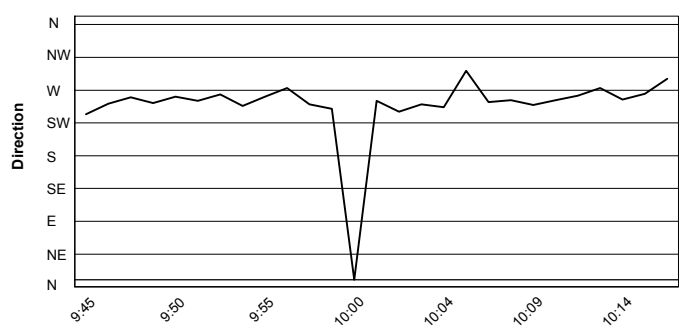
Humidity



Wind Speed



Wind Direction



10/05/2019

These data/results cannot be reproduced, stored and/or transmitted in whole or in part by any manner of electronic, mechanical, photocopying, recording, broadcasting or otherwise now known or herein after developed without the previous express consent by the copyright owner, except for reproduction in daily press and regular printed publications on sale to the public within 60 days of the event related to those data/results and always provided that copyright symbol appears together as follows below.

© DORNA WSBK ORGANIZATION Srl 2019



Official Fuel Supplier



FICR PERUGIA TIMING

Official Tyre Supplier



Official Timekeeper