

Pirelli Italian Round, 10-12 May 2019

Free Practices Combined Results Gr.B after FP2

No.	Rider	Nat	Team	Bike	Class	FP1	FP2	FP3	Time	Gap	Rel.	Avg	LL
1	88 B. IERACI	ITA	Kawasaki GP Project	Kawasaki Ninja 400	B	2'07.665	2'07.502		2'07.502			139,367	23
2	85 K. SABATUCCI	ITA	Team Trasimeno Yamaha	Yamaha YZF-R3	B	2'09.402	2'07.662		2'07.662	0.160	0.160	139,193	22
3	54 B. SOFUOGLU	TUR	Turkish Puccetti Racing by TSM	Kawasaki Ninja 400	B	2'09.601	2'08.108		2'08.108	0.606	0.446	138,708	16
4	14 E. DE LA VEGA	FRA	Flembbo Leader Team	Kawasaki Ninja 400	B	2'09.576	2'08.158		2'08.158	0.656	0.050	138,654	20
5	25 A. VERDOIA	FRA	BCD Yamaha MS Racing	Yamaha YZF-R3	B	2'08.572	2'08.209		2'08.209	0.707	0.051	138,599	23
6	21 B. SANCHEZ	ESP	Scuderia Maranga Racing	Kawasaki Ninja 400	B	2'08.353	2'08.263		2'08.263	0.761	0.054	138,540	22
7	95 S. DEROUE	NED	Kawasaki MOTOPORT	Kawasaki Ninja 400	B	2'09.370	2'08.543		2'08.543	1.041	0.280	138,239	23
8	3 M. PEDENEAU	FRA	Team MHP Racing-Patrick Pons	Yamaha YZF-R3	B	2'09.670	2'08.641		2'08.641	1.139	0.098	138,133	25
9	20 D. LOUREIRO	RSA	Nutec - RT Motorsports by SKM - Kawasaki	Kawasaki Ninja 400	B	2'08.777	2'10.043		2'08.777	1.275	0.136	137,987	20
10	69 J. BUIS	NED	MTM Racing Team	Kawasaki Ninja 400	B	2'10.347	2'08.809		2'08.809	1.307	0.032	137,953	25
11	72 V. STEEMAN	NED	Freudenberg KTM Junior Team	KTM RC 390 R	B	2'08.938	2'09.091		2'08.938	1.436	0.129	137,815	19
12	24 M. BERTE	ITA	ProGP Racing	Yamaha YZF-R3	B	2'09.875	2'08.976		2'08.976	1.474	0.038	137,774	24
13	99 F. GOMEZ	ESP	DS Junior Team	Kawasaki Ninja 400	B	2'09.634	2'09.219		2'09.219	1.717	0.243	137,515	21
14	97 M. KAPPLER	GER	Freudenberg KTM WorldSSP Team	KTM RC 390 R	B	2'10.027	2'09.294		2'09.294	1.792	0.075	137,436	25
15	61 Y. OKAYA	JPN	DS Junior Team	Kawasaki Ninja 400	B	2'11.429	2'09.972		2'09.972	2.470	0.678	136,719	23
16	65 J. FACCO	ITA	Semakin Di Depan Biblion Motoxracing	Yamaha YZF-R3	B	2'10.618	2'10.078		2'10.078	2.576	0.106	136,607	24
17	78 J. FORAY	FRA	Prodina IRCOS Kawasaki	Kawasaki Ninja 400	B	2'11.141	2'10.160		2'10.160	2.658	0.082	136,521	23
18	30 D. BLIN	POL	Terra e Moto	Yamaha YZF-R3	B	2'11.149	2'10.180		2'10.180	2.678	0.020	136,500	23
19	27 F. ROVELLI	ITA	Kawasaki ParkinGO Team	Kawasaki Ninja 400	B		2'10.558		2'10.558	3.056	0.378	136,105	11
20	36 B. NEILA	ESP	BCD Yamaha MS Racing	Yamaha YZF-R3	B		2'10.617		2'10.617	3.115	0.059	136,044	11
21	35 F. DE BRUIN	NED	Team Trasimeno Yamaha	Yamaha YZF-R3	B	2'12.183	2'10.936		2'10.936	3.434	0.319	135,712	22
22	60 G. SCONZA	ITA	AG Motorsport Italia Yamaha	Yamaha YZF-R3	B	2'12.559	2'11.419		2'11.419	3.917	0.483	135,213	24
23	77 V. SCHWARZ	CZE	ACCR Czech Talent Team - Willi Race	Kawasaki Ninja 400	B	2'12.075	2'11.576		2'11.576	4.074	0.157	135,052	24
24	44 T. BRAMICH	AUS	Carl Cox-RT Motorsports by SKM-Kawasaki	Kawasaki Ninja 400	B	2'11.898	2'12.053		2'11.898	4.396	0.322	134,722	22
25	82 J. HYDE	AUS	2R Racing Team	Kawasaki Ninja 400	B	2'13.583	2'12.148		2'12.148	4.646	0.250	134,467	23
26	12 R. DORE	FRA	Team MHP Racing-Patrick Pons	Yamaha YZF-R3	B	2'15.502	2'13.467		2'13.467	5.965	1.319	133,139	25
27	93 A. QUINET	FRA	TGP Racing	Honda CBR500R	B	2'14.222	2'13.586		2'13.586	6.084	0.119	133,020	21
28	32 A. PELIKANOVA	CZE	Kawasaki GP Project	Kawasaki Ninja 400	B	2'18.019	2'16.980		2'16.980	9.478	3.394	129,724	23

Top 3 Average Time: 2'07.757

10/05/2019

These data/results cannot be reproduced, stored and/or transmitted in whole or in part by any manner of electronic, mechanical, photocopying, recording, broadcasting or otherwise now known or herein after developed without the previous express consent by the copyright owner, except for reproduction in daily press and regular printed publications on sale to the public within 60 days of the event related to those data/results and always provided that copyright symbol appears together as follows below.

© DORNA WSBK ORGANIZATION Srl 2019



Official Fuel Supplier

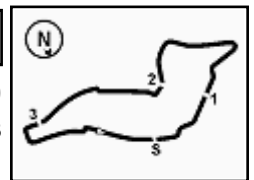


FKR PERUGIA TIMING

Official Tyre Supplier



Official Timekeeper



Pirelli Italian Round, 10-12 May 2019

Results Free Practice 2nd Session Gr.B

No.	Rider	Nat	Team	Bike	Class	Time	Gap	Rel.	Laps	Speed	
										Avg	Max
1	88 B. IERACI	ITA	Kawasaki GP Project	Kawasaki Ninja 400	B	2'07.502			12	139,367	184,7
2	85 K. SABATUCCI	ITA	Team Trasimeno Yamaha	Yamaha YZF-R3	B	2'07.662	0.160	0.160	12	139,193	187,3
3	54 B. SOFUOGLU	TUR	Turkish Puccetti Racing by TSM	Kawasaki Ninja 400	B	2'08.108	0.606	0.446	12	138,708	187,0
4	14 E. DE LA VEGA	FRA	Flembbo Leader Team	Kawasaki Ninja 400	B	2'08.158	0.656	0.050	10	138,654	182,6
5	25 A. VERDOIA	FRA	BCD Yamaha MS Racing	Yamaha YZF-R3	B	2'08.209	0.707	0.051	11	138,599	187,0
6	21 B. SANCHEZ	ESP	Scuderia Maranga Racing	Kawasaki Ninja 400	B	2'08.263	0.761	0.054	11	138,540	190,3
7	95 S. DEROUE	NED	Kawasaki MOTOPOST	Kawasaki Ninja 400	B	2'08.543	1.041	0.280	11	138,239	189,6
8	3 M. PEDENEAU	FRA	Team MHP Racing-Patrick Pons	Yamaha YZF-R3	B	2'08.641	1.139	0.098	13	138,133	186,3
9	69 J. BUIS	NED	MTM Racing Team	Kawasaki Ninja 400	B	2'08.809	1.307	0.168	13	137,953	188,3
10	24 M. BERTE	ITA	ProGP Racing	Yamaha YZF-R3	B	2'08.976	1.474	0.167	12	137,774	188,9
11	72 V. STEEMAN	NED	Freudenberg KTM Junior Team	KTM RC 390 R	B	2'09.091	1.589	0.115	5	137,652	184,4
12	99 F. GOMEZ	ESP	DS Junior Team	Kawasaki Ninja 400	B	2'09.219	1.717	0.128	11	137,515	188,9
13	97 M. KAPPLER	GER	Freudenberg KTM WorldSSP Team	KTM RC 390 R	B	2'09.294	1.792	0.075	13	137,436	185,1
14	61 Y. OKAYA	JPN	DS Junior Team	Kawasaki Ninja 400	B	2'09.972	2.470	0.678	12	136,719	184,4
15	20 D. LOUREIRO	RSA	Nutec - RT Motorsports by SKM - Kawasaki	Kawasaki Ninja 400	B	2'10.043	2.541	0.071	7	136,644	182,9
16	65 J. FACCO	ITA	Semakin Di Depan Biblion Motocrossing	Yamaha YZF-R3	B	2'10.078	2.576	0.035	12	136,607	185,1
17	78 J. FORAY	FRA	Prodina IRCOS Kawasaki	Kawasaki Ninja 400	B	2'10.160	2.658	0.082	11	136,521	187,6
18	30 D. BLIN	POL	Terra e Moto	Yamaha YZF-R3	B	2'10.180	2.678	0.020	11	136,500	183,2
19	27 F. ROVELLI	ITA	Kawasaki ParkinGO Team	Kawasaki Ninja 400	B	2'10.558	3.056	0.378	11	136,105	186,3
20	36 B. NEILA	ESP	BCD Yamaha MS Racing	Yamaha YZF-R3	B	2'10.617	3.115	0.059	10	136,044	185,4
21	35 F. DE BRUIN	NED	Team Trasimeno Yamaha	Yamaha YZF-R3	B	2'10.936	3.434	0.319	9	135,712	185,1
22	60 G. SCONZA	ITA	AG Motorsport Italia Yamaha	Yamaha YZF-R3	B	2'11.419	3.917	0.483	12	135,213	183,2
23	77 V. SCHWARZ	CZE	ACCR Czech Talent Team - Willi Race	Kawasaki Ninja 400	B	2'11.576	4.074	0.157	12	135,052	181,9
24	44 T. BRAMICH	AUS	Carl Cox-RT Motorsports by SKM-Kawasaki	Kawasaki Ninja 400	B	2'12.053	4.551	0.477	10	134,564	185,7
25	82 J. HYDE	AUS	2R Racing Team	Kawasaki Ninja 400	B	2'12.148	4.646	0.095	13	134,467	185,4
26	12 R. DORE	FRA	Team MHP Racing-Patrick Pons	Yamaha YZF-R3	B	2'13.467	5.965	1.319	13	133,139	181,3
27	93 A. QUINET	FRA	TGP Racing	Honda CBR500R	B	2'13.586	6.084	0.119	10	133,020	178,3
----- Out 107% in this Session -----											
28	32 A. PELIKANOVA	CZE	Kawasaki GP Project	Kawasaki Ninja 400	B	2'16.980	9.478	3.394	11	129,724	182,2

Qualifying Lap Time (107% of 2'07.502): 2'16.428

AIR	Humidity:	42%	Temp:	23°C
TRACK	Condition:	Dry	Temp:	37°C

Records	Pole (SP2)	2018 A.Carrasco	2'07.076	139,830	Km/h
	Race (RC)	2018 M.Herrera	2'08.200	138,610	Km/h
	All Times (FP2)	2019 M.Garcia	2'07.028	139,890	Km/h

Start 10/05/2019 14:15 End 14:47 The results are provisional until the end of the time limit for protests and appeals and the completion of the technical checks.

These data/results cannot be reproduced, stored and/or transmitted in whole or in part by any manner of electronic, mechanical, photocopying, recording, broadcasting or otherwise now known or herein after developed without the previous express consent by the copyright owner, except for reproduction in daily press and regular printed publications on sale to the public within 60 days of the event related to those data/results and always provided that copyright symbol appears together as follows below.

© DORNA WSBK ORGANIZATION Srl 2019



Official Fuel Supplier

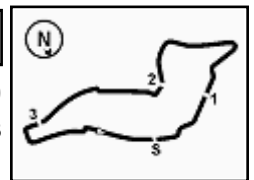


PIRELLI PERUGIA TIMING

Official Tyre Supplier



Official Timekeeper



Pirelli Italian Round, 10-12 May 2019

Results Free Practice 2nd Session Gr.B

Session Highlights

Local Time	No. Rider	Description
14.15.00		Start
14.17.14	12 R. DORE	Current Lap Cancelled - Exceeded Track Limits - Turn 12
14.19.26	78 J. FORAY	Current Lap Cancelled - Exceeded Track Limits - Turn 21
14.22.42	72 V. STEEMAN	Lap Cancelled (2'09.395) - Exceeded Track Limits - Turn 22
14.23.50	44 T. BRAMICH	Current Lap Cancelled - Exceeded Track Limits - Turn 21
14.23.58	27 F. ROVELLI	Current Lap Cancelled - Exceeded Track Limits - Turn 21
14.24.09	69 J. BUIS	Lap Cancelled (2'08.980) - Exceeded Track Limits - Turn 19
14.24.43	32 A. PELIKANOVA	Current Lap Cancelled - Exceeded Track Limits - Turn 21
14.24.51	44 T. BRAMICH	Current Lap Cancelled - Exceeded Track Limits - Turn 21
14.26.58	14 E. DE LA VEGA	Lap Cancelled (2'08.676) - Exceeded Track Limits - Turn 22
14.27.49	25 A. VERDOIA	On Asphalt - Re-Joined - Turn 12
14.35.29	85 K. SABATUCCI	Lap Cancelled (2'08.994) - Exceeded Track Limits - Turn 19
14.36.06	25 A. VERDOIA	Current Lap Cancelled - Exceeded Track Limits - Turn 21
14.36.15	32 A. PELIKANOVA	Current Lap Cancelled - Exceeded Track Limits - Turn 21
14.36.41	25 A. VERDOIA	Current Lap Cancelled - Exceeded Track Limits - Turn 21
14.38.02	44 T. BRAMICH	Current Lap Cancelled - Exceeded Track Limits - Turn 12
14.40.05	44 T. BRAMICH	Current Lap Cancelled - Exceeded Track Limits - Turn 12
14.40.39	44 T. BRAMICH	On the Gravel - Re-Joined - Turn 18
14.45.57	99 F. GOMEZ	Current Lap Cancelled - Exceeded Track Limits - Turn 21
14.47.33		End Of Session

Fastest Laps Sequence

No.	Rider	Nat	Team	Bike	Local Time	Time	Gap	Avg
44	T. BRAMICH	AUS	Carl Cox-RT Motorsports by SKM-Kawasaki	Kawasaki Ninja 400	14:19'29.808	2'13.236		133,369
77	V. SCHWARZ	CZE	ACCR Czech Talent Team - Willi Race	Kawasaki Ninja 400	14:19'29.878	2'13.134	-0.102	133,472
95	S. DEROUE	NED	Kawasaki MOTOPOST	Kawasaki Ninja 400	14:19'32.049	2'08.870	-4.264	137,888
88	B. IERACI	ITA	Kawasaki GP Project	Kawasaki Ninja 400	14:20'11.732	2'08.182	-0.688	138,628
88	B. IERACI	ITA	Kawasaki GP Project	Kawasaki Ninja 400	14:24'31.484	2'07.502	-0.680	139,367

Start 14:15 End 14:47 The results are provisional until the end of the time limit for protests and appeals and the completion of the technical checks.

These data/results cannot be reproduced, stored and/or transmitted in whole or in part by any manner of electronic, mechanical, photocopying, recording, broadcasting or otherwise now known or herein after developed without the previous express consent by the copyright owner, except for reproduction in daily press and regular printed publications on sale to the public within 60 days of the event related to those data/results and always provided that copyright symbol appears together as follows below.

© DORNA WSBK ORGANIZATION Srl 2019



Official Fuel Supplier

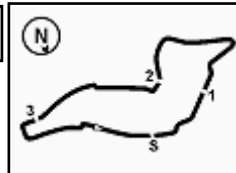


PIRELLI

Official Tyre Supplier



Official Timekeeper



Imola Circuit 4.936 m

Pirelli Italian Round, 10-12 May 2019

Best Sectors & Speed Free Practice 2nd Session Gr.B

BEST LAP		
1	88 B. IERACI	Kawasaki Ninja 400 2'07.502
2	85 K. SABATUCCI	Yamaha YZF-R3 2'07.662
3	54 B. SOFUOGLU	Kawasaki Ninja 400 2'08.108
4	14 E. DE LA VEGA	Kawasaki Ninja 400 2'08.158
5	25 A. VERDOIA	Yamaha YZF-R3 2'08.209
6	21 B. SANCHEZ	Kawasaki Ninja 400 2'08.263
7	95 S. DEROUE	Kawasaki Ninja 400 2'08.543
8	3 M. PEDENEAU	Yamaha YZF-R3 2'08.641
9	69 J. BUIS	Kawasaki Ninja 400 2'08.809
10	24 M. BERTE	Yamaha YZF-R3 2'08.976
11	72 V. STEEMAN	KTM RC 390 R 2'09.091
12	99 F. GOMEZ	Kawasaki Ninja 400 2'09.219
13	97 M. KAPPLER	KTM RC 390 R 2'09.294
14	61 Y. OKAYA	Kawasaki Ninja 400 2'09.972
15	20 D. LOUREIRO	Kawasaki Ninja 400 2'10.043
16	65 J. FACCO	Yamaha YZF-R3 2'10.078
17	78 J. FORAY	Kawasaki Ninja 400 2'10.160
18	30 D. BLIN	Yamaha YZF-R3 2'10.180
19	27 F. ROVELLI	Kawasaki Ninja 400 2'10.558
20	36 B. NEILA	Yamaha YZF-R3 2'10.617
21	35 F. DE BRUIN	Yamaha YZF-R3 2'10.936
22	60 G. SCONZA	Yamaha YZF-R3 2'11.419
23	77 V. SCHWARZ	Kawasaki Ninja 400 2'11.576
24	44 T. BRAMICH	Kawasaki Ninja 400 2'12.053
25	82 J. HYDE	Kawasaki Ninja 400 2'12.148
26	12 R. DORE	Yamaha YZF-R3 2'13.467
27	93 A. QUINET	Honda CBR500R 2'13.586
28	32 A. PELIKANOVA	Kawasaki Ninja 400 2'16.980

SPEED		
1	21 B. SANCHEZ	Kawasaki Ninja 400 190,3
2	95 S. DEROUE	Kawasaki Ninja 400 189,6
3	24 M. BERTE	Yamaha YZF-R3 188,9
4	99 F. GOMEZ	Kawasaki Ninja 400 188,9
5	69 J. BUIS	Kawasaki Ninja 400 188,3
6	78 J. FORAY	Kawasaki Ninja 400 187,6
7	85 K. SABATUCCI	Yamaha YZF-R3 187,3
8	54 B. SOFUOGLU	Kawasaki Ninja 400 187,0
9	25 A. VERDOIA	Yamaha YZF-R3 187,0
10	27 F. ROVELLI	Kawasaki Ninja 400 186,3
11	3 M. PEDENEAU	Yamaha YZF-R3 186,3
12	44 T. BRAMICH	Kawasaki Ninja 400 185,7
13	36 B. NEILA	Yamaha YZF-R3 185,4
14	82 J. HYDE	Kawasaki Ninja 400 185,4
15	35 F. DE BRUIN	Yamaha YZF-R3 185,1
16	65 J. FACCO	Yamaha YZF-R3 185,1
17	97 M. KAPPLER	KTM RC 390 R 185,1
18	88 B. IERACI	Kawasaki Ninja 400 184,7
19	61 Y. OKAYA	Kawasaki Ninja 400 184,4
20	72 V. STEEMAN	KTM RC 390 R 184,4
21	30 D. BLIN	Yamaha YZF-R3 183,2
22	60 G. SCONZA	Yamaha YZF-R3 183,2
23	20 D. LOUREIRO	Kawasaki Ninja 400 182,9
24	14 E. DE LA VEGA	Kawasaki Ninja 400 182,6
25	32 A. PELIKANOVA	Kawasaki Ninja 400 182,2
26	77 V. SCHWARZ	Kawasaki Ninja 400 181,9
27	12 R. DORE	Yamaha YZF-R3 181,3
28	93 A. QUINET	Honda CBR500R 178,3

SEG. 1		
1	88 B. IERACI	28.317
2	95 S. DEROUE	28.370
3	21 B. SANCHEZ	28.400
4	85 K. SABATUCCI	28.415
5	3 M. PEDENEAU	28.590
6	97 M. KAPPLER	28.618
7	69 J. BUIS	28.619
8	20 D. LOUREIRO	28.663
9	25 A. VERDOIA	28.705
10	72 V. STEEMAN	28.728
11	44 T. BRAMICH	28.764
12	24 M. BERTE	28.803
13	54 B. SOFUOGLU	28.809
14	78 J. FORAY	28.843
15	14 E. DE LA VEGA	28.851
16	99 F. GOMEZ	28.940
17	77 V. SCHWARZ	28.951
18	30 D. BLIN	28.959
19	65 J. FACCO	28.985
20	36 B. NEILA	28.995
21	27 F. ROVELLI	29.029
22	60 G. SCONZA	29.190
23	35 F. DE BRUIN	29.204
24	61 Y. OKAYA	29.362
25	82 J. HYDE	29.415
26	93 A. QUINET	29.583
27	12 R. DORE	29.789
28	32 A. PELIKANOVA	30.165

SEG. 2		
1	88 B. IERACI	38.896
2	21 B. SANCHEZ	39.155
3	3 M. PEDENEAU	39.214
4	14 E. DE LA VEGA	39.219
5	95 S. DEROUE	39.244
6	72 V. STEEMAN	39.312
7	85 K. SABATUCCI	39.319
8	25 A. VERDOIA	39.320
9	54 B. SOFUOGLU	39.376
10	97 M. KAPPLER	39.410
11	24 M. BERTE	39.447
12	69 J. BUIS	39.458
13	99 F. GOMEZ	39.495
14	44 T. BRAMICH	39.545
15	20 D. LOUREIRO	39.562
16	65 J. FACCO	39.650
17	61 Y. OKAYA	39.673
18	78 J. FORAY	39.688
19	60 G. SCONZA	39.829
20	27 F. ROVELLI	39.856
21	77 V. SCHWARZ	39.877
22	30 D. BLIN	39.888
23	35 F. DE BRUIN	40.210
24	36 B. NEILA	40.228
25	82 J. HYDE	40.331
26	12 R. DORE	40.451
27	93 A. QUINET	40.649
28	32 A. PELIKANOVA	42.614

SEG. 3		
1	85 K. SABATUCCI	34.323
2	21 B. SANCHEZ	34.362
3	88 B. IERACI	34.378
4	25 A. VERDOIA	34.428
5	54 B. SOFUOGLU	34.446
6	95 S. DEROUE	34.456
7	3 M. PEDENEAU	34.516
8	24 M. BERTE	34.597
9	14 E. DE LA VEGA	34.622
10	69 J. BUIS	34.638
11	72 V. STEEMAN	34.664
12	99 F. GOMEZ	34.722
13	97 M. KAPPLER	34.740
14	30 D. BLIN	34.813
15	65 J. FACCO	34.895
16	61 Y. OKAYA	34.896
17	36 B. NEILA	34.900
18	78 J. FORAY	34.967
19	44 T. BRAMICH	35.058
20	27 F. ROVELLI	35.127
21	77 V. SCHWARZ	35.131
22	35 F. DE BRUIN	35.171
23	20 D. LOUREIRO	35.255
24	60 G. SCONZA	35.311
25	82 J. HYDE	35.403
26	12 R. DORE	35.707
27	93 A. QUINET	35.713
28	32 A. PELIKANOVA	36.291

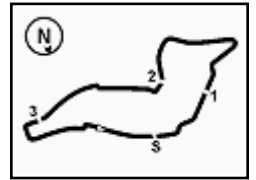
SEG. 4		
1	54 B. SOFUOGLU	25.249
2	14 E. DE LA VEGA	25.466
3	88 B. IERACI	25.484
4	95 S. DEROUE	25.605
5	85 K. SABATUCCI	25.605
6	21 B. SANCHEZ	25.611
7	25 A. VERDOIA	25.695
8	24 M. BERTE	25.709
9	69 J. BUIS	25.718
10	30 D. BLIN	25.834
11	61 Y. OKAYA	25.908
12	78 J. FORAY	25.931
13	72 V. STEEMAN	25.949
14	3 M. PEDENEAU	25.992
15	99 F. GOMEZ	26.004
16	97 M. KAPPLER	26.007
17	20 D. LOUREIRO	26.053
18	35 F. DE BRUIN	26.079
19	65 J. FACCO	26.160
20	44 T. BRAMICH	26.213
21	27 F. ROVELLI	26.287
22	77 V. SCHWARZ	26.290
23	60 G. SCONZA	26.323
24	36 B. NEILA	26.494
25	82 J. HYDE	26.515
26	93 A. QUINET	26.659
27	12 R. DORE	26.783
28	32 A. PELIKANOVA	27.515

10/05/2019

These data/results cannot be reproduced, stored and/or transmitted in whole or in part by any manner of electronic, mechanical, photocopying, recording, broadcasting or otherwise now known or herein after developed without the previous express consent by the copyright owner, except for reproduction in daily press and regular printed publications on sale to the public within 60 days of the event related to those data/results and always provided that copyright symbol appears together as follows below.

© DORNA WSBK ORGANIZATION Srl 2019





Pirelli Italian Round, 10-12 May 2019

Ideal Times Free Practice 2nd Session Gr.B

Imola Circuit 4.936 m

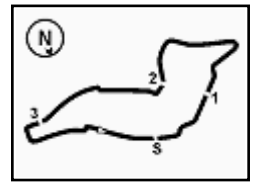
No.	Rider	Nat	Bike	Seg. 1	Seg. 2	Seg. 3	Seg. 4	Ideal Time		
				Diff. 1	Diff. 2	Diff. 3	Diff. 4	Best Lap	Pos.	Diff.
1	88 B. IERACI	ITA	Kawasaki Ninja 400	28.317 +0.211	38.896 +0.178	34.378	25.484 +0.038	2'07.075 2'07.502	1	0.427
2	21 B. SANCHEZ	ESP	Kawasaki Ninja 400	28.400 +0.399	39.155 +0.116	34.362	25.611 +0.220	2'07.528 2'08.263	6	0.735
3	85 K. SABATUCCI	ITA	Yamaha YZF-R3	28.415	39.319	34.323	25.605	2'07.662 2'07.662	2	
4	95 S. DEROUE	NED	Kawasaki Ninja 400	28.370	39.244 +0.605	34.456	25.605 +0.263	2'07.675 2'08.543	7	0.868
5	54 B. SOFUOGLU	TUR	Kawasaki Ninja 400	28.809 +0.210	39.376	34.446 +0.018	25.249	2'07.880 2'08.108	3	0.228
6	25 A. VERDOÑA	FRA	Yamaha YZF-R3	28.705	39.320	34.428 +0.061	25.695	2'08.148 2'08.209	5	0.061
7	14 E. DE LA VEGA	FRA	Kawasaki Ninja 400	28.851	39.219	34.622	25.466	2'08.158 2'08.158	4	
8	3 M. PEDENEAU	FRA	Yamaha YZF-R3	28.590 +0.311	39.214	34.516	25.992 +0.018	2'08.312 2'08.641	8	0.329
9	69 J. BUIS	NED	Kawasaki Ninja 400	28.619	39.458	34.638	25.718 +0.376	2'08.433 2'08.809	9	0.376
10	24 M. BERTE	ITA	Yamaha YZF-R3	28.803 +0.420	39.447	34.597	25.709	2'08.556 2'08.976	10	0.420
11	72 V. STEEMAN	NED	KTM RC 390 R	28.728 +0.087	39.312 +0.216	34.664	25.949 +0.135	2'08.653 2'09.091	11	0.438
12	97 M. KAPPLER	GER	KTM RC 390 R	28.618	39.410 +0.063	34.740 +0.205	26.007 +0.251	2'08.775 2'09.294	13	0.519
13	99 F. GOMEZ	ESP	Kawasaki Ninja 400	28.940 +0.058	39.495	34.722	26.004	2'09.161 2'09.219	12	0.058
14	78 J. FORAY	FRA	Kawasaki Ninja 400	28.843	39.688 +0.535	34.967 +0.132	25.931 +0.064	2'09.429 2'10.160	17	0.731
15	30 D. BLIN	POL	Yamaha YZF-R3	28.959	39.888	34.813 +0.459	25.834 +0.227	2'09.494 2'10.180	18	0.686
16	20 D. LOUREIRO	RSA	Kawasaki Ninja 400	28.663 +0.358	39.562 +0.017	35.255 +0.016	26.053 +0.119	2'09.533 2'10.043	15	0.510
17	44 T. BRAMICH	AUS	Kawasaki Ninja 400	28.764 +0.839	39.545 +0.943	35.058 +0.691	26.213	2'09.580 2'12.053	24	2.473
18	65 J. FACCO	ITA	Yamaha YZF-R3	28.985	39.650	34.895 +0.235	26.160 +0.153	2'09.690 2'10.078	16	0.388
19	61 Y. OKAYA	JPN	Kawasaki Ninja 400	29.362 +0.133	39.673	34.896	25.908	2'09.839 2'09.972	14	0.133
20	77 V. SCHWARZ	CZE	Kawasaki Ninja 400	28.951 +1.125	39.877	35.131 +0.202	26.290	2'10.249 2'11.576	23	1.327
21	27 F. ROVELLI	ITA	Kawasaki Ninja 400	29.029	39.856	35.127 +0.045	26.287 +0.214	2'10.299 2'10.558	19	0.259
22	36 B. NEILA	ESP	Yamaha YZF-R3	28.995	40.228	34.900	26.494	2'10.617 2'10.617	20	
23	60 G. SCONZA	ITA	Yamaha YZF-R3	29.190 +0.338	39.829	35.311 +0.259	26.323 +0.169	2'10.653 2'11.419	22	0.766
24	35 F. DE BRUIN	NED	Yamaha YZF-R3	29.204 +0.146	40.210 +0.002	35.171	26.079 +0.124	2'10.664 2'10.936	21	0.272
25	82 J. HYDE	AUS	Kawasaki Ninja 400	29.415 +0.315	40.331	35.403 +0.138	26.515 +0.031	2'11.664 2'12.148	25	0.484
26	93 A. QUINET	FRA	Honda CBR500R	29.583	40.649 +0.440	35.713 +0.517	26.659 +0.025	2'12.604 2'13.586	27	0.982
27	12 R. DORE	FRA	Yamaha YZF-R3	29.789 +0.241	40.451 +0.284	35.707 +0.190	26.783 +0.022	2'12.730 2'13.467	26	0.737
28	32 A. PELIKANOVA	CZE	Kawasaki Ninja 400	30.165 +0.303	42.614 +0.061	36.291	27.515 +0.031	2'16.585 2'16.980	28	0.395
Overall Ideal Time				28.317	38.896	34.323	25.249	2'06.785		

10/05/2019

These data/results cannot be reproduced, stored and/or transmitted in whole or in part by any manner of electronic, mechanical, photocopying, recording, broadcasting or otherwise now known or herein after developed without the previous express consent by the copyright owner, except for reproduction in daily press and regular printed publications on sale to the public within 60 days of the event related to those data/results and always provided that copyright symbol appears together as follows below.

© DORNA WSBK ORGANIZATION Srl 2019





Pirelli Italian Round, 10-12 May 2019

Chronological Analysis Free Practice 2nd Session Gr.B

1° 88 B. IERACI (2'07.502)								5° 25 A. VERDÓIA (2'08.209)							
Lap	Seg.1	Seg.2	Seg.3	Seg.4	Lap Time	km/h	Local Time	Lap	Seg.1	Seg.2	Seg.3	Seg.4	Lap Time	km/h	Local Time
1							14:15'24.469	1		43.170	36.976	27.489	126,0	14:17'26.198	
2	51.626	41.245	39.871	26.339	2'39.081P	147,0	14:18'03.550	2	28.959	39.845	34.787	26.490	2'10.081	184,7	14:19'36.279
3	28.830	38.960	34.590	25.802	2'08.182	181,3	14:20'11.732	3	29.179	40.323	36.250	26.510	2'12.262	186,0	14:21'48.541
4	30.214	40.586	35.509	25.941	2'12.250	169,1	14:22'23.982	4	29.054	40.200	34.771	47.943	2'31.968P	187,0	14:24'20.509
5	28.528	39.074	34.378	25.522	2'07.502	183,5	14:24'31.484	5	2'08.380	42.419	37.791	26.202	3'54.792P	92,4	14:28'15.301
6	29.164	39.387	35.825	30.233	2'14.609	178,3	14:26'46.093	6	29.149	40.385	35.863	46.023	2'31.420P	180,4	14:30'46.721
7	28.591	39.727	35.550	5'11.735	6'55.603P	184,7	14:33'41.696	7	3'41.031	40.093	35.329	23.863	5'20.316CP	155,1	14:36'07.037
8	43.248	39.750	34.511	25.814	2'23.323P	155,1	14:36'05.019	8	29.279	39.722	34.477	26.012	2'09.490C	178,9	14:38'16.527
9	28.954	39.162	34.387	25.566	2'08.069	180,4	14:38'13.088	9	29.158	39.469	34.481	25.889	2'08.997	181,0	14:40'25.524
10	28.884	39.081	34.603	25.484	2'08.052	181,6	14:40'21.140	10	29.070	39.384	34.655	27.837	2'10.946	182,2	14:42'36.470
11	28.728	39.030	34.609	25.795	2'08.162	182,2	14:42'29.302	11	28.705	39.320	34.489	25.695	2'08.209	184,1	14:44'44.679
12	30.449	41.372	35.428	25.845	2'13.094	168,9	14:44'42.396	12	28.752	39.342	34.428	26.218	2'08.740	181,9	14:46'53.419
13	28.317	38.896	34.532	25.927	2'07.672	184,7	14:46'50.068								

2° 85 K. SABATUCCI (2'07.662)								6° 21 B. SANCHEZ (2'08.263)							
Lap	Seg.1	Seg.2	Seg.3	Seg.4	Lap Time	km/h	Local Time	Lap	Seg.1	Seg.2	Seg.3	Seg.4	Lap Time	km/h	Local Time
1		44.218	36.290	27.569		142,2	14:17'23.395	1							14:15'03.778
2	29.063	39.900	34.796	26.163	2'09.922	187,3	14:19'33.317	2	54.940	44.688	37.840	26.687	2'44.155P	147,0	14:17'47.933
3	28.816	39.472	34.650	25.995	2'08.933	181,9	14:21'42.250	3	29.014	39.613	35.182	26.198	2'10.007	179,5	14:19'57.940
4	28.560	39.685	34.819	25.831	2'08.895	185,1	14:23'51.145	4	29.584	41.421	37.031	7'44.868	9'32.904P	176,9	14:29'30.844
5	29.032	39.881	34.637	2'32.339	4'15.889P	185,1	14:28'07.034	5	49.195	40.613	35.076	25.843	2'30.727P	149,9	14:32'01.571
6	48.075	41.868	36.827	27.402	2'34.172P	114,6	14:30'41.206	6	28.799	39.271	34.362	25.831	2'08.263	183,2	14:34'09.834
7	28.830	39.630	34.640	25.750	2'08.850	187,0	14:32'50.056	7	28.787	39.340	34.488	26.175	2'08.790	181,3	14:36'18.624
8	29.248	39.608	34.495	25.643	2'08.994C	180,4	14:34'59.050	8	28.776	39.906	35.462	26.946	2'11.090	184,7	14:38'29.714
9	28.944	39.615	36.567	26.726	2'11.852	180,7	14:37'10.902	9	28.553	39.675	35.632	26.165	2'10.025	188,9	14:40'39.739
10	28.673	39.530	34.366	25.714	2'08.283	181,0	14:39'19.185	10	28.837	39.155	34.625	26.105	2'08.722	183,2	14:42'48.461
11	29.340	40.735	35.248	25.823	2'11.146	178,0	14:41'30.331	11	28.848	39.981	36.302	25.611	2'10.742	181,9	14:44'59.203
12	28.698	51.110	35.371	26.236	2'21.415	183,2	14:43'51.746	12	28.400	39.492	34.829	25.822	2'08.543	190,3	14:47'07.746
13	28.415	39.319	34.323	25.605	2'07.662	186,7	14:45'59.408								

3° 54 B. SOFUOGLU (2'08.108)								7° 95 S. DEROUE (2'08.543)							
Lap	Seg.1	Seg.2	Seg.3	Seg.4	Lap Time	km/h	Local Time	Lap	Seg.1	Seg.2	Seg.3	Seg.4	Lap Time	km/h	Local Time
1		42.721	38.892	27.520		140,0	14:17'22.945	1		42.725	36.131	27.623		139,8	14:17'23.179
2	29.525	40.142	34.713	27.224	2'11.604	187,0	14:19'34.549	2	28.849	39.364	34.778	25.879	2'08.870	189,6	14:19'32.049
3	29.850	40.287	35.938	26.890	2'12.965	179,2	14:21'47.514	3	28.952	39.244	34.905	25.772	2'08.873	182,9	14:21'40.922
4	30.207	40.814	35.267	26.077	2'12.365	183,2	14:23'59.879	4	29.139	39.595	35.070	25.605	2'09.409	181,3	14:23'50.331
5	29.517	43.875	36.372	1'59.006	3'48.770P	180,7	14:27'48.649	5	29.388	41.526	35.821	26.730	2'13.465	180,4	14:26'03.796
6	52.517	53.256	40.247	26.237	2'52.257P	73,2	14:30'40.906	6	28.950	39.383	34.718	43.701	2'26.752P	183,2	14:28'30.548
7	29.213	39.893	35.164	25.662	2'09.932	182,9	14:32'50.838	7	6'05.388	40.656	36.534	26.331	7'48.909P	152,4	14:36'19.457
8	29.270	39.585	34.446	25.495	2'08.796	182,2	14:34'59.634	8	28.689	39.490	35.038	26.047	2'09.264	184,7	14:38'28.721
9	28.809	39.505	34.788	25.899	2'09.001	185,1	14:37'08.633	9	28.694	39.700	34.695	25.666	2'08.755	186,0	14:40'37.476
10	30.302	41.711	34.611	26.244	2'12.868	171,0	14:39'21.505	10	29.609	40.731	35.376	26.389	2'12.105	180,4	14:42'49.581
11	33.587	44.269	34.689	25.990	2'18.535	133,6	14:41'40.038	11	28.370	39.849	34.456	25.868	2'08.543	187,6	14:44'58.124
12	28.900	41.466	34.970	25.826	2'11.162	183,8	14:43'51.200	12	28.919	39.604	34.883	26.146	2'09.552	182,2	14:47'07.676
13	29.019	39.376	34.464	25.249	2'08.108	181,6	14:45'59.308								

4° 14 E. DE LA VEGA (2'08.158)								8° 3 M. PEDENEAU (2'08.641)							
Lap	Seg.1	Seg.2	Seg.3	Seg.4	Lap Time	km/h	Local Time	Lap	Seg.1	Seg.2	Seg.3	Seg.4	Lap Time	km/h	Local Time
1							14:15'27.172	1							14:15'10.792
2	51.086	40.787	35.878	26.182	2'33.933P	148,7	14:18'01.105	2	50.357	42.534	36.414	26.554	2'35.859P	146,6	14:17'46.651
3	29.347	40.011	35.174	26.317	2'10.849	178,6	14:20'11.954	3	29.409	40.648	35.406	26.415	2'11.878	177,5	14:19'58.529
4	28.947	39.915	34.808	26.011	2'09.681	180,7	14:22'21.635	4	29.056	40.583	35.137	26.125	2'10.901	182,9	14:22'09.430
5	29.671	40.061	34.814	25.821	2'10.367	181,0	14:24'32.002	5	29.300	40.149	35.140	26.131	2'10.720	179,8	14:24'20.150
6	29.036	39.233	34.650	25.757	2'08.676C	182,6	14:26'40.678	6	29.331	39.870	35.071	25.992	2'10.264	179,2	14:26'30.414
7	29.415	39.606	35.043	8'12.649	9'56.713P	178,6	14:36'37.391	7	29.470	39.851	35.320	1'28.143	3'12.784P	178,3	14:29'43.198
8	48.947	40.185	34.908	25.994	2'30.034P	148,5	14:39'07.425	8	59.079	1'02.155	49.559	26.834	3'17.627P	103,3	14:33'00.825
9	29.353	39.347	34.999	26.191	2'09.890	178,9	14:41'17.315	9	29.281	39.596	35.064	25.997	2'09.938	181,6	14:35'10.763
10	29.673	39.597	34.808	25.795	2'09.873	179,2	14:43'27.188	10	28.901	39.214	34.516	26.010	2'08.641	183,5	14:37'19.404
11	28.851	39.219	34.622	25.466	2'08.158	181,0	14:45'35.346	11	29.021	39.286	35.014	26.428	2'09.749	181,3	14:39'29.153
								12	28.986	39.285	34.834	26.015	2'09.120	182,9	14:41'38.273
								13	29.734	40.056	34.909	26.225	2'10.924	181,0	14:43'49.197
								14	28.590	39.743	34.869	26.073	2'09.275	186,3	14:45'58.472

10/05/2019 P = Pits In/Out - C = Lap Time Cancelled

These data/results cannot be reproduced, stored and/or transmitted in whole or in part by any manner of electronic, mechanical, photocopying, recording, broadcasting or otherwise now known or herein after developed without the previous express consent by the copyright owner, except for reproduction in daily press and regular printed publications on sale to the public within 60 days of the event related to those data/results and always provided that copyright symbol appears together as follows below.

© DORNA WSBK ORGANIZATION Srl 2019



Official Fuel Supplier

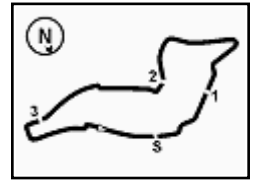


FKR PERUGIA TIMING

Official Tyre Supplier



Official Timekeeper



Imola Circuit 4.936 m

Pirelli Italian Round, 10-12 May 2019

Chronological Analysis Free Practice 2nd Session Gr.B

2 / 4

9° 69 J. BUIS (2'08.809)							
Lap	Seg.1	Seg.2	Seg.3	Seg.4	Lap Time	km/h	Local Time
1		42.778	37.604	27.033		133,3	14:17'21.621
2	29.450	40.076	35.324	26.003	2'10.853	181,6	14:19'32.474
3	28.985	39.526	34.853	25.942	2'09.306	185,4	14:21'41.780
4	28.774	39.841	34.767	25.598	2'08.980C	185,4	14:23'50.760
5	29.388	40.150	34.849	25.803	2'10.190	185,1	14:26'00.950
6	30.607	41.052	34.985	49.430	2'36.074P	176,0	14:28'37.024
7	1'40.953	40.707	35.351	26.260	3'23.271P	150,1	14:32'00.295
8	29.212	39.698	35.010	25.916	2'09.836	183,2	14:34'10.131
9	28.619	39.458	34.638	26.094	2'08.809	186,3	14:36'18.940
10	28.748	40.224	35.078	26.075	2'10.125	186,7	14:38'29.065
11	28.711	39.794	34.810	25.718	2'09.033	188,3	14:40'38.098
12	28.986	40.248	34.843	26.399	2'10.476	185,7	14:42'48.574
13	29.069	39.840	34.908	25.921	2'09.738	182,6	14:44'58.312
14	28.860	39.704	34.863	26.000	2'09.427	178,3	14:47'07.739

10° 24 M. BERTE (2'08.976)							
Lap	Seg.1	Seg.2	Seg.3	Seg.4	Lap Time	km/h	Local Time
1		45.030	36.591	28.048		147,2	14:17'24.532
2	29.552	41.501	35.750	26.120	2'12.923	188,9	14:19'37.455
3	28.985	40.076	35.169	26.277	2'10.507	187,3	14:21'47.962
4	29.613	40.396	35.110	25.963	2'11.082	183,8	14:23'59.044
5	30.316	42.190	36.056	222.670	4'11.232P	179,8	14:28'10.276
6	44.809	42.088	36.469	26.677	2'30.043P	123,2	14:30'40.319
7	29.390	39.585	35.258	25.921	2'10.154	181,9	14:32'50.473
8	29.223	39.447	34.597	25.709	2'08.976	184,4	14:34'59.449
9	29.064	39.833	35.264	26.221	2'10.382	183,8	14:37'09.831
10	29.219	40.084	34.734	25.713	2'09.750	184,4	14:39'19.581
11	28.803	39.731	34.949	26.010	2'09.493	185,1	14:41'29.074
12	29.836	42.401	37.416	26.354	2'16.007	174,3	14:43'45.081
13	29.212	39.629	34.815	25.740	2'09.396	181,6	14:45'54.477

11° 72 V. STEEMAN (2'09.091)							
Lap	Seg.1	Seg.2	Seg.3	Seg.4	Lap Time	km/h	Local Time
1							14:15'37.101
2	47.901	40.706	35.203	26.823	2'30.633P	149,1	14:18'07.734
3	28.815	39.528	34.664	26.084	2'09.091	182,9	14:20'16.825
4	28.728	39.312	34.920	26.435	2'09.395C	184,1	14:22'26.220
5	28.770	39.545	34.831	25.949	2'09.095	184,4	14:24'35.315
6	29.111	39.746	34.790	26.190	2'09.837	181,6	14:26'45.152

12° 99 F. GOMEZ (2'09.219)							
Lap	Seg.1	Seg.2	Seg.3	Seg.4	Lap Time	km/h	Local Time
1		42.885	42.784	26.865		125,4	14:17'27.355
2	29.087	40.125	35.805	1'30.299	3'15.316P	186,0	14:20'42.671
3	42.932	40.693	35.715	26.394	2'25.734P	149,9	14:23'08.405
4	29.590	40.058	35.042	26.184	2'10.874	180,1	14:25'19.279
5	29.586	45.340	36.568	3'21.195	5'12.689P	178,6	14:30'31.968
6	44.413	40.872	35.216	26.484	2'26.985P	145,5	14:32'58.953
7	29.520	40.018	35.048	26.314	2'10.900	181,0	14:35'09.853
8	29.247	39.527	34.927	26.168	2'09.869	181,0	14:37'19.722
9	28.940	39.547	34.936	26.228	2'09.651	185,4	14:39'29.373
10	28.998	39.495	34.722	26.004	2'09.219	188,9	14:41'38.592
11	29.313	39.956	34.860	26.050	2'10.179	188,0	14:43'48.771
12	29.001	39.566	34.813	26.213	2'09.593C	182,6	14:45'58.364

13° 97 M. KAPPLER (2'09.294)							
Lap	Seg.1	Seg.2	Seg.3	Seg.4	Lap Time	km/h	Local Time
1							14:15'29.996
2	49.699	40.615	35.325	26.231	2'31.870P	153,3	14:18'01.866
3	29.010	39.811	34.804	26.187	2'09.812	185,1	14:20'11.678

4	29.042	39.825	34.929	26.345	2'10.141	182,9	14:22'21.819
5	28.900	39.740	34.940	26.255	2'09.835	184,1	14:24'31.654
6	29.537	40.900	35.616	3'09.173	4'55.226P	178,9	14:29'26.880
7	50.147	40.442	35.072	26.297	2'31.958P	150,1	14:31'58.838
8	29.296	39.721	34.984	26.111	2'10.112	181,0	14:34'08.950
9	29.145	39.410	34.740	26.007	2'09.302	182,2	14:36'18.252
10	29.130	39.531	34.914	26.173	2'09.474	180,4	14:38'28.000
11	29.272	40.032	34.787	26.216	2'10.307	180,4	14:40'38.307
12	28.885	40.312	35.151	26.243	2'10.591	184,1	14:42'48.898
13	28.868	40.217	34.885	26.042	2'10.012	181,3	14:44'58.910
14	28.618	39.473	34.945	26.258	2'09.294	184,7	14:47'08.204

14° 61 Y. OKAYA (2'09.972)							
Lap	Seg.1	Seg.2	Seg.3	Seg.4	Lap Time	km/h	Local Time
1		43.397	37.762	27.449		144,3	14:17'22.710
2	29.780	40.904	36.250	26.924	2'13.858	181,3	14:19'36.568
3	29.488	39.931	35.413	26.580	2'11.412	184,4	14:21'47.980
4	29.724	40.627	35.624	26.472	2'12.447	181,0	14:24'00.427
5	29.372	40.850	35.721	26.348	2'12.291	182,9	14:26'12.718
6	29.647	40.214	35.426	26.465	2'11.752	180,1	14:28'24.470
7	30.042	40.521	35.356	2'56.887	4'42.806P	178,9	14:33'07.276
8	48.596	41.872	36.400	26.264	2'33.132P	126,0	14:35'40.408
9	29.362	39.866	35.065	26.266	2'10.559	180,7	14:37'50.967
10	29.489	41.893	35.402	26.871	2'13.655	180,4	14:40'04.622
11	29.839	39.963	48.923	26.378	2'25.103	175,2	14:42'29.725
12	29.503	40.263	35.449	26.243	2'11.458	180,4	14:44'41.183
13	29.495	39.673	34.896	25.908	2'09.972	179,8	14:46'51.155

15° 20 D. LOUREIRO (2'10.043)							
Lap	Seg.1	Seg.2	Seg.3	Seg.4	Lap Time	km/h	Local Time
1		42.171	36.606	35.426		148,7	14:17'51.730
2	29.069	40.762	35.620	26.053	2'11.504	182,2	14:20'03.234
3	29.133	39.562	35.255	47.637	2'31.587P	180,1	14:22'34.821
4	13'16.124	44.629	43.726	33.355	15'17.834P	126,8	14:37'52.655
5	28.785	40.619	37.616	27.474	2'14.494	182,9	14:40'07.149
6	29.021	39.579	35.271	26.172	2'10.043	180,1	14:42'17.192
7	28.835	39.792	36.753	26.955	2'12.335	180,1	14:44'29.527
8	28.663	42.827	45.592	27.087	2'24.169	182,2	14:46'53.696

16° 65 J. FACCO (2'10.078)							
Lap	Seg.1	Seg.2	Seg.3	Seg.4	Lap Time	km/h	Local Time
1		43.627	35.826	27.686		125,7	14:17'24.179
2	29.206	40.243	35.542	26.655	2'11.646	182,6	14:19'35.825
3	29.342	39.861	35.015	27.010	2'11.228	182,6	14:21'47.053
4	30.526	42.502	35.165	27.335	2'15.528	182,9	14:24'02.581
5	30.318	43.237	35.772	26.406	2'15.733	173,2	14:26'18.314
6	29.838	43.002	37.809	2'49.703	4'40.352P	184,1	14:30'58.666
7	49.556	40.542	35.185	26.700	2'31.983P	130,7	14:33'30.649
8	29.471	40.303	35.027	26.288	2'11.089	180,1	14:35'41.738
9	29.311	39.760	35.003	26.246	2'10.320	180,7	14:37'52.058
10	29.355	40.096	36.913	29.374	2'15.738	180,7	14:40'07.796
11	29.227	39.817	34.895	26.160	2'10.099	182,9	14:42'17.895
12	28.985	39.650	35.130	26.313	2'10.078	185,1	14:44'27.973
13	30.090	44.170	44.607	27.113	2'25.980	178,9	14:46'53.953

17° 78 J. FORAY (2'10.160)							
Lap	Seg.1	Seg.2	Seg.3	Seg.4	Lap Time	km/h	Local Time
1		41.803	36.319	26.718		146,0	14:17'16.841
2	29.541	40.189	35.417	25.500	2'10.647C	180,1	14:19'27.488
3	32.491	40.089	35.331	25.931	2'13.842	177,2	14:21'41.330
4	29.148	39.688	35.225	26.223	2'10.284	183,2	14:23'51.614
5	28.843	40.223	35.099	25.995	2'10.160	187,6	14:26'01.774
6	29.280	40.460	35.539	26.163	2'11.442	182,9	14:28'13.216

10/05/2019 P = Pits In/Out - C = Lap Time Cancelled

These data/results cannot be reproduced, stored and/or transmitted in whole or in part by any manner of electronic, mechanical, photocopying, recording, broadcasting or otherwise now known or herein after developed without the previous express consent by the copyright owner, except for reproduction in daily press and regular printed publications on sale to the public within 60 days of the event related to those data/results and always provided that copyright symbol appears together as follows below.

© DORNA WSBK ORGANIZATION Srl 2019



Official Fuel Supplier

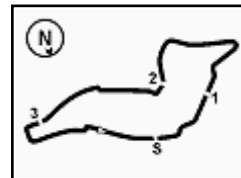


FKR PERGOIA TIMING

Official Tyre Supplier



Official Timekeeper



Imola Circuit 4.936 m

Pirelli Italian Round, 10-12 May 2019

Chronological Analysis Free Practice 2nd Session Gr.B

3 / 4

7	29.421	40.291	38.722	5'46.408	7'34.842P	180,7	14:35'48.058
8	47.348	41.103	35.221	26.062	2'29.734P	137,5	14:38'17.792
9	29.227	39.946	34.967	26.250	2'10.390	181,0	14:40'28.182
10	29.311	40.277	35.165	26.586	2'11.339	182,2	14:42'39.521
11	29.128	40.244	35.131	25.968	2'10.471	183,5	14:44'49.992
12	29.109	40.280	34.987	26.371	2'10.747	183,2	14:47'00.739

22°		60 G. SCONZA (2'11.419)					
Lap	Seg.1	Seg.2	Seg.3	Seg.4	Lap Time	km/h	Local Time
1			43.327	37.926	27.400	129,3	14:17'22.496
2	30.378	40.942	36.204	26.954	2'14.478	177,5	14:19'36.974
3	29.379	40.501	35.732	26.397	2'12.009	178,0	14:21'48.983
4	29.190	40.891	35.658	27.068	2'12.807	183,2	14:24'01.790
5	30.030	40.397	35.769	43.451	2'29.647P	180,7	14:26'31.437
6	2'23.160	41.880	36.643	26.565	4'08.248P	118,8	14:30'39.685
7	30.131	40.095	35.479	26.476	2'12.181	175,2	14:32'51.866
8	29.694	40.333	35.675	26.323	2'12.025	178,3	14:35'03.891
9	29.826	40.466	35.311	40.234	2'25.837P	180,1	14:37'29.728
10	48.092	42.508	36.119	28.675	2'35.394P	96,5	14:40'05.122
11	29.485	40.215	35.659	26.401	2'11.760	179,2	14:42'16.882
12	29.528	39.829	35.570	26.492	2'11.419	175,2	14:44'28.301
13	29.564	43.381	42.343	27.225	2'22.513	178,3	14:46'50.814

18°		30 D. BLIN (2'10.180)					
Lap	Seg.1	Seg.2	Seg.3	Seg.4	Lap Time	km/h	Local Time
1		43.023	37.058	27.649		127,3	14:17'26.655
2	29.513	40.111	35.731	26.656	2'12.011	179,8	14:19'38.666
3	29.273	40.109	35.735	26.412	2'11.529	183,2	14:21'50.195
4	29.501	40.115	34.813	26.425	2'10.854	180,1	14:24'01.049
5	29.194	40.243	35.235	26.360	2'11.032	181,3	14:26'12.081
6	32.264	43.638	39.544	2'46.383	4'41.829P	173,2	14:30'53.910
7	55.369	40.382	35.560	1'27.136	3'38.447P	124,2	14:34'32.357
8	1'17.788	45.661	43.513	34.677	3'21.639P	129,7	14:37'53.996
9	30.063	48.612	43.339	26.125	2'28.139	175,4	14:40'22.135
10	29.501	40.073	35.948	27.037	2'12.559	177,5	14:42'34.694
11	29.445	40.224	35.027	25.834	2'10.530	177,8	14:44'45.224
12	28.959	39.888	35.272	26.061	2'10.180	180,4	14:46'55.404

23°		77 V. SCHWARZ (2'11.576)					
Lap	Seg.1	Seg.2	Seg.3	Seg.4	Lap Time	km/h	Local Time
1		42.023	36.329	27.013		141,3	14:17'16.744
2	30.045	40.546	35.947	26.596	2'13.134	176,3	14:19'29.878
3	29.680	40.868	35.896	26.452	2'12.896	178,3	14:21'42.774
4	29.923	40.381	35.925	26.614	2'12.843	176,6	14:23'55.617
5	30.181	42.963	37.067	26.689	2'16.900	174,3	14:26'12.517
6	29.967	40.610	35.624	26.537	2'12.738	176,6	14:28'25.255
7	30.121	40.902	35.810	2'17.764	4'04.597P	175,7	14:32'29.852
8	47.836	42.251	35.597	26.799	2'32.483P	122,5	14:35'02.335
9	29.779	40.429	36.550	26.366	2'13.124	176,0	14:37'15.459
10	29.925	40.496	35.831	26.542	2'12.794	173,5	14:39'28.253
11	30.076	39.877	35.333	26.290	2'11.576	175,2	14:41'39.829
12	29.298	41.493	35.851	26.458	2'13.100	178,0	14:43'52.929
13	28.951	40.458	35.131	27.967	2'12.507	181,9	14:46'05.436

19°		27 F. ROVELLI (2'10.558)					
Lap	Seg.1	Seg.2	Seg.3	Seg.4	Lap Time	km/h	Local Time
1		43.161	37.912	27.389		145,8	14:17'22.122
2	29.910	41.094	36.275	26.642	2'13.921	179,2	14:19'36.043
3	29.371	40.083	35.346	26.495	2'11.295	186,3	14:21'47.338
4	30.095	40.769	35.272	31.394	2'17.530C	182,9	14:24'04.868
5	30.488	40.557	35.266	26.432	2'12.743	168,1	14:26'17.611
6	30.571	43.292	36.615	4'10.217	6'00.695P	175,4	14:32'18.306
7	54.078	41.823	36.322	26.698	2'38.921P	137,1	14:34'57.227
8	30.069	40.733	35.169	26.287	2'12.258	177,5	14:37'09.485
9	29.566	41.816	35.127	26.486	2'12.995	179,5	14:39'22.480
10	31.091	41.456	39.414	26.894	2'18.855	180,1	14:41'41.335
11	29.238	40.322	35.332	26.320	2'11.212	185,1	14:43'52.547
12	29.029	39.856	35.172	26.501	2'10.558	182,9	14:46'03.105

24°		44 T. BRAMICH (2'12.053)					
Lap	Seg.1	Seg.2	Seg.3	Seg.4	Lap Time	km/h	Local Time
1		42.017	36.301	27.063		143,5	14:17'16.572
2	30.305	40.684	35.619	26.628	2'13.236	176,0	14:19'29.808
3	29.703	40.265	35.771	26.603	2'12.342	178,9	14:21'42.150
4	29.019	39.705	35.058	24.668	2'08.450C	183,8	14:23'50.600
5	29.756	40.094	35.106	26.042	2'10.998C	177,8	14:26'01.598
6	29.603	40.488	35.749	26.213	2'12.053	180,1	14:28'13.651
7	29.213	40.255	36.638	45.768	2'31.874P	181,6	14:30'45.525
8	3'40.760	47.589	38.529	27.497	5'34.375P	148,0	14:36'19.900
9	29.004	39.656	34.918	25.962	2'09.540C	184,1	14:38'29.440
10	28.764	39.545	35.406	33.241	2'16.956C	185,7	14:40'46.396
11	29.554	40.526	35.615	27.840	2'13.535	179,2	14:42'59.931

20°		36 B. NEILA (2'10.617)					
Lap	Seg.1	Seg.2	Seg.3	Seg.4	Lap Time	km/h	Local Time
1							14:15'10.420
2	49.932	44.181	37.428	27.459	2'39.000P	149,1	14:17'49.420
3	30.413	42.443	36.179	27.670	2'16.705	178,3	14:20'06.125
4	30.415	41.474	35.910	8'17.607	10'05.406P	178,3	14:30'11.531
5	52.502	42.585	36.209	27.033	2'38.329P	143,5	14:32'49.860
6	30.279	40.811	35.594	26.930	2'13.614	176,9	14:35'03.474
7	29.936	40.979	35.276	26.575	2'12.766	181,0	14:37'16.240
8	29.768	40.792	35.222	26.881	2'12.663	184,1	14:39'28.903
9	29.493	40.411	35.120	26.538	2'11.562	182,9	14:41'40.465
10	29.160	40.933	35.507	26.671	2'12.271	185,4	14:43'52.736
11	28.995	40.228	34.900	26.494	2'10.617	179,8	14:46'03.353

25°		82 J. HYDE (2'12.148)					
Lap	Seg.1	Seg.2	Seg.3	Seg.4	Lap Time	km/h	Local Time
1		42.355	37.282	28.235		139,6	14:17'24.050
2	30.012	41.688	35.802	26.778	2'14.280	181,6	14:19'38.330
3	29.608	40.500	35.907	26.765	2'12.780	179,2	14:21'51.110
4	29.415	40.696	35.803	26.536	2'12.450	185,4	14:24'03.560
5	29.808	40.887	36.127	26.770	2'13.592	178,9	14:26'17.152
6	30.188	40.857	36.186	26.773	2'14.004	172,9	14:28'31.156
7	30.204	40.843	35.830	26.765	2'13.642	174,0	14:30'44.798
8	30.102	40.687	35.657	26.892	2'13.338	174,0	14:32'58.136
9	30.543	40.553	35.698	26.613	2'13.407	175,2	14:35'11.543
10	29.709	40.631	35.520	26.768	2'12.628	177,5	14:37'24.171
11	29.967	40.638	35.618	26.712	2'12.935	173,5	14:39'37.106
12	29.780	40.450	35.403	26.828	2'12.461	174,6	14:41'49.567
13	29.993	40.770	35.632	26.515	2'12.910	172,9	14:44'02.477
14	29.730	40.331	35.541	26.546	2'12.148	176,0	14:46'14.625

10/05/2019 P = Pits In/Out - C = Lap Time Cancelled

These data/results cannot be reproduced, stored and/or transmitted in whole or in part by any manner of electronic, mechanical, photocopying, recording, broadcasting or otherwise now known or herein after developed without the previous express consent by the copyright owner, except for reproduction in daily press and regular printed publications on sale to the public within 60 days of the event related to those data/results and always provided that copyright symbol appears together as follows below.

© DORNA WSBK ORGANIZATION Srl 2019



Official Fuel Supplier

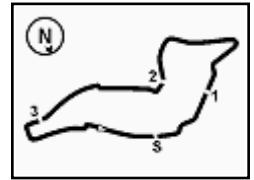


FKR PERUGIA TIMING

Official Tyre Supplier



Official Timekeeper



Imola Circuit 4.936 m

Pirelli Italian Round, 10-12 May 2019

Chronological Analysis Free Practice 2nd Session Gr.B

4 / 4

26° 12 R. DORE (2'13.467)							
Lap	Seg.1	Seg.2	Seg.3	Seg.4	Lap Time	km/h	Local Time
1							14:15'05.835
2	54.598	43.764	37.822	28.062	2'44.246CP	138,6	14:17'50.081
3	30.174	41.839	36.218	27.386	2'15.617	177,5	14:20'05.698
4	30.002	41.293	36.579	27.262	2'15.136	176,9	14:22'20.834
5	30.052	41.267	35.939	27.056	2'14.314	176,3	14:24'35.148
6	30.693	40.664	36.100	27.157	2'14.614	181,3	14:26'49.762
7	29.906	40.817	36.095	26.783	2'13.601	176,9	14:29'03.363
8	30.030	40.735	35.897	26.805	2'13.467	176,0	14:31'16.830
9	30.054	40.451	35.712	27.405	2'13.622	173,7	14:33'30.452
10	29.934	40.553	35.707	52.906	2'39.100P	172,6	14:36'09.552
11	52.055	42.461	37.635	30.452	2'42.603P	146,4	14:38'52.155
12	40.024	43.018	36.229	27.187	2'26.458	146,4	14:41'18.613
13	29.789	41.013	35.812	26.922	2'13.536	178,0	14:43'32.149
14	29.895	41.169	35.851	26.882	2'13.797	178,9	14:45'45.946

27° 93 A. QUINET (2'13.586)							
Lap	Seg.1	Seg.2	Seg.3	Seg.4	Lap Time	km/h	Local Time
1		42.343	37.058	27.187		144,3	14:17'18.241
2	29.910	41.431	36.247	27.117	2'14.705	174,6	14:19'32.946
3	29.583	41.089	36.230	26.684	2'13.586	177,8	14:21'46.532
4	31.268	41.078	35.713	26.918	2'14.977	174,6	14:24'01.509
5	31.605	40.772	36.285	26.897	2'15.559	178,3	14:26'17.068
6	30.329	41.108	36.187	26.908	2'14.532	170,7	14:28'31.600
7	30.553	41.346	35.937	42.633	2'30.469P	176,6	14:31'02.069
8	6'00.142	42.016	36.553	26.734	7'45.445P	145,7	14:38'47.514
9	30.152	40.905	36.262	26.715	2'14.034	173,7	14:41'01.548
10	30.124	40.720	36.602	26.659	2'14.105	174,0	14:43'15.653
11	30.002	40.649	36.252	27.234	2'14.137	174,6	14:45'29.790

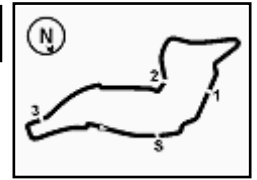
28° 32 A. PELIKANOVA (2'16.980)							
Lap	Seg.1	Seg.2	Seg.3	Seg.4	Lap Time	km/h	Local Time
1							14:15'06.764
2	53.448	43.704	38.698	28.090	2'43.940P	150,1	14:17'50.704
3	30.165	42.704	37.686	27.673	2'18.228	181,0	14:20'08.932
4	30.478	42.716	37.191	28.057	2'18.442	180,7	14:22'27.374
5	30.725	42.718	36.935	26.566	2'16.944C	182,2	14:24'44.318
6	32.990	42.886	36.799	27.946	2'20.621	173,5	14:27'04.939
7	30.897	42.872	36.764	4'49.871	6'40.404P	177,8	14:33'45.343
8	45.402	42.678	36.839	26.634	2'31.553CP	153,5	14:36'16.896
9	33.475	42.730	36.532	27.515	2'20.252	171,8	14:38'37.148
10	30.428	42.744	36.557	27.576	2'17.305	179,5	14:40'54.453
11	30.662	42.614	36.539	28.486	2'18.301	178,9	14:43'12.754
12	30.468	42.675	36.291	27.546	2'16.980	179,8	14:45'29.734

10/05/2019 P = Pits In/Out - C = Lap Time Cancelled

These data/results cannot be reproduced, stored and/or transmitted in whole or in part by any manner of electronic, mechanical, photocopying, recording, broadcasting or otherwise now known or herein after developed without the previous express consent by the copyright owner, except for reproduction in daily press and regular printed publications on sale to the public within 60 days of the event related to those data/results and always provided that copyright symbol appears together as follows below.

© DORNA WSBK ORGANIZATION Srl 2019

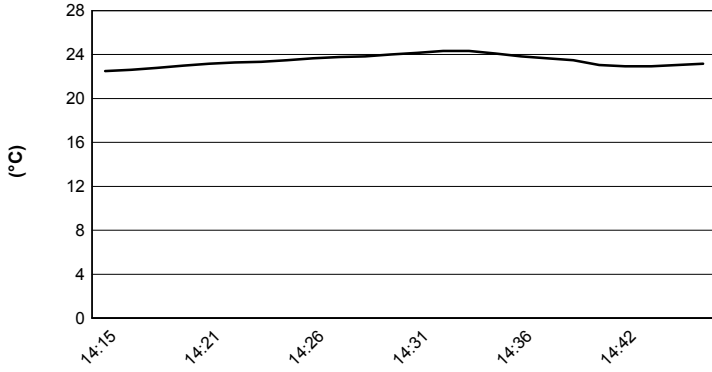




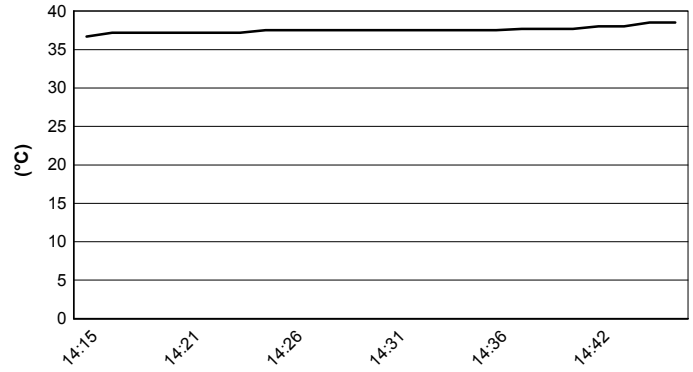
Imola Circuit 4.936 m

Pirelli Italian Round, 10-12 May 2019
Weather Report Free Practice 2nd Session Gr.B
 Session started 14:15 - Session ended 14:47

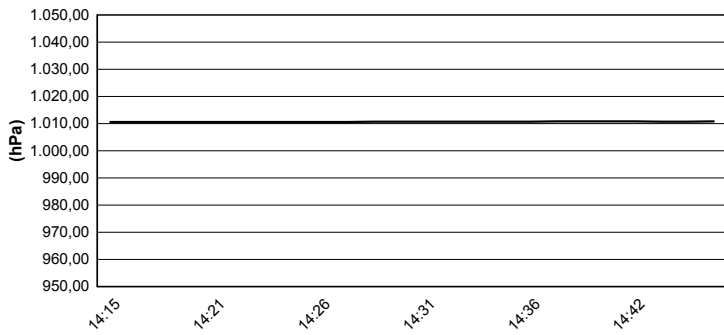
Air Temperature



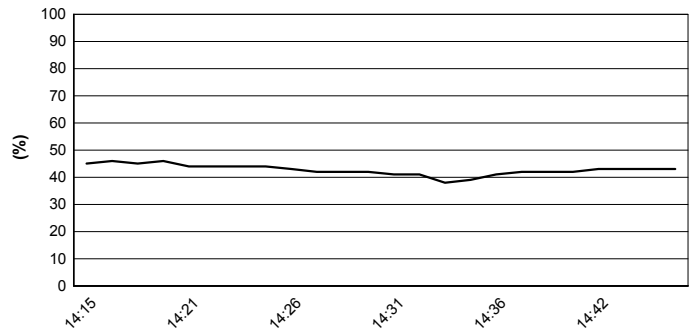
Track Temperature



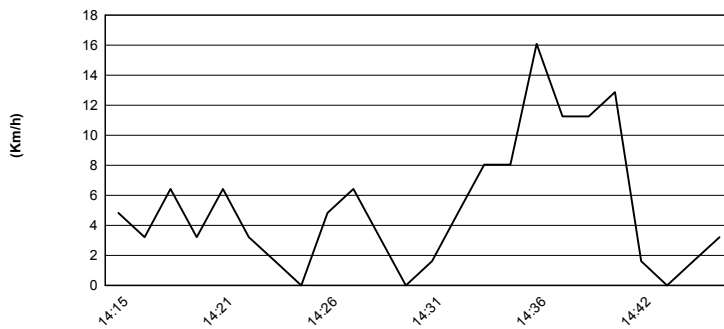
Air Pressure



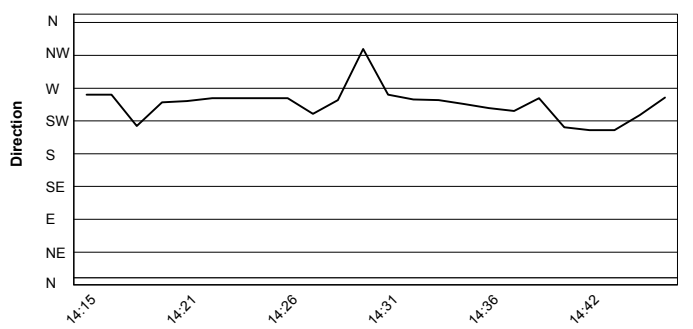
Humidity



Wind Speed



Wind Direction



10/05/2019

These data/results cannot be reproduced, stored and/or transmitted in whole or in part by any manner of electronic, mechanical, photocopying, recording, broadcasting or otherwise now known or herein after developed without the previous express consent by the copyright owner, except for reproduction in daily press and regular printed publications on sale to the public within 60 days of the event related to those data/results and always provided that copyright symbol appears together as follows below.

© DORNA WSBK ORGANIZATION Srl 2019



Official Fuel Supplier



FICR PERUGIA TIMING

Official Tyre Supplier



Official Timekeeper

Pirelli Italian Round, 10-12 May 2019

Best Laps & Speeds Gr.B

1 / 3

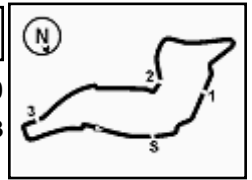
No.	Rider Bike	Nat	Best Lap		FP1		FP2												
			LL	SPD	LL	SPD	LL	SPD											
1	42 M. GARCIA Kawasaki Ninja 400	ESP	2'07.028 22 190,9		2'09.167 10 182,8		2'07.028 12 190,9												
2	8 M. PEREZ Kawasaki Ninja 400	ESP	2'07.297 22 185,3		2'08.634 11 185,3		2'07.297 11 185,3												
3	64 H. DE CANCELLIS Yamaha YZF-R3	FRA	2'07.385 26 190,2		2'09.931 13 180,4		2'07.385 13 190,2												
4	55 G. HENDRA PRATAMA Yamaha YZF-R3	INA	2'07.470 23 190,9		2'09.619 12 178,9		2'07.470 11 190,9												
5	88 B. IERACI Kawasaki Ninja 400	ITA	2'07.502 23 185,0		2'07.665 11 185,0		2'07.502 12 184,7												
6	85 K. SABATUCCI Yamaha YZF-R3	ITA	2'07.662 22 187,3		2'09.402 10 182,5		2'07.662 12 187,3												
7	41 J. JAHNIG KTM RC 390 R	GER	2'07.749 18 189,2		2'09.750 5 183,8		2'07.749 13 189,2												
8	6 R. SCHOTMAN Kawasaki Ninja 400	NED	2'07.901 20 188,9		2'09.783 10 185,6		2'07.901 10 188,9												
9	1 A. CARRASCO Kawasaki Ninja 400	ESP	2'07.926 23 189,2		2'09.674 11 181,9		2'07.926 12 189,2												
10	18 M. GONZALEZ Kawasaki Ninja 400	ESP	2'07.937 24 190,6		2'08.886 12 186,6		2'07.937 12 190,6												
11	15 M. BASTIANELLI Kawasaki Ninja 400	ITA	2'07.950 25 188,6		2'10.803 12 181,0		2'07.950 13 188,6												
12	54 B. SOFUOGLU Kawasaki Ninja 400	TUR	2'08.108 16 186,9		2'09.601 4 186,3		2'08.108 12 186,9												
13	14 E. DE LA VEGA Kawasaki Ninja 400	FRA	2'08.158 20 182,5		2'09.576 10 179,2		2'08.158 10 182,5												
14	66 D. OTTEN Kawasaki Ninja 400	NED	2'08.195 22 188,2		2'10.364 10 178,0		2'08.195 12 188,2												
15	25 A. VERDOIA Yamaha YZF-R3	FRA	2'08.209 23 186,9		2'08.572 12 181,6		2'08.209 11 186,9												
16	21 B. SANCHEZ Kawasaki Ninja 400	ESP	2'08.263 22 190,2		2'08.353 11 184,7		2'08.263 11 190,2												
17	22 N. KALININ Kawasaki Ninja 400	UKR	2'08.269 24 189,9		2'08.996 11 185,0		2'08.269 13 189,9												
18	28 O. BONOLI Yamaha YZF-R3	ITA	2'08.399 24 188,9		2'09.387 12 185,6		2'08.399 12 188,9												
19	95 S. DEROUE Kawasaki Ninja 400	NED	2'08.543 23 189,6		2'09.370 12 187,3		2'08.543 11 189,6												
20	16 M. LUNA BAYEN Kawasaki Ninja 400	ESP	2'08.602 28 191,9		2'09.947 14 186,0		2'08.602 14 191,9												
21	3 M. PEDENEAU Yamaha YZF-R3	FRA	2'08.641 25 186,3		2'09.670 12 185,6		2'08.641 13 186,3												
22	71 T. EDWARDS Kawasaki Ninja 400	AUS	2'08.648 23 190,9		2'09.692 11 187,6		2'08.648 12 190,9												
23	20 D. LOUREIRO Kawasaki Ninja 400	RSA	2'08.777 20 184,4		2'08.777 13 184,4		2'10.043 7 182,8												
24	69 J. BUIS Kawasaki Ninja 400	NED	2'08.809 25 188,2		2'10.347 12 183,8		2'08.809 13 188,2												
25	13 D. IOZZO Kawasaki Ninja 400	RSA	2'08.884 24 189,2		2'10.148 11 183,1		2'08.884 13 189,2												

10/05/2019

These data/results cannot be reproduced, stored and/or transmitted in whole or in part by any manner of electronic, mechanical, photocopying, recording, broadcasting or otherwise now known or herein after developed without the previous express consent by the copyright owner, except for reproduction in daily press and regular printed publications on sale to the public within 60 days of the event related to those data/results and always provided that copyright symbol appears together as follows below.

© DORNA WSBK ORGANIZATION Srl 2019





Imola Circuit 4.936 m

Pirelli Italian Round, 10-12 May 2019

Best Laps & Speeds Gr.B

2 / 3

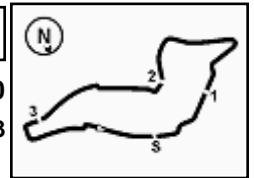
No.	Rider Bike	Nat	Best Lap		FP1		FP2												
			LL	SPD	LL	SPD	LL	SPD											
26	72 V. STEEMAN KTM RC 390 R	NED	2'08.938	19 184,4	2'08.938	14 183,4	2'09.091	5 184,4											
27	24 M. BERTE Yamaha YZF-R3	ITA	2'08.976	24 188,9	2'09.875	12 182,2	2'08.976	12 188,9											
28	7 T. KAWAKAMI Yamaha YZF-R3	BRA	2'09.015	15 182,8	2'13.769	2 182,8	2'09.015	13 182,5											
29	99 F. GOMEZ Kawasaki Ninja 400	ESP	2'09.219	21 188,9	2'09.634	10 181,6	2'09.219	11 188,9											
30	4 E. VOCINO Yamaha YZF-R3	ITA	2'09.233	21 188,9	2'10.282	9 183,4	2'09.233	12 188,9											
31	47 F. HERNANDEZ MOYANO Yamaha YZF-R3	ESP	2'09.244	24 192,6	2'10.108	12 185,3	2'09.244	12 192,6											
32	97 M. KAPPLER KTM RC 390 R	GER	2'09.294	25 186,3	2'10.027	12 186,3	2'09.294	13 185,0											
33	52 O. KÖNIG Kawasaki Ninja 400	CZE	2'09.358	24 186,9	2'10.655	13 183,8	2'09.358	11 186,9											
34	2 L. DOTI KTM RC 390 R	SUI	2'09.721	20 183,8	2'12.226	10 177,4	2'09.721	10 183,8											
35	91 G. MORA Yamaha YZF-R3	ITA	2'09.894	22 184,1	2'13.125	11 174,5	2'09.894	11 184,1											
36	17 K. MEUFFELS KTM RC 390 R	NED	2'09.928	21 191,9	2'10.344	14 185,3	2'09.928	7 191,9											
37	61 Y. OKAYA Kawasaki Ninja 400	JPN	2'09.972	23 184,4	2'11.429	11 181,6	2'09.972	12 184,4											
38	65 J. FACCO Yamaha YZF-R3	ITA	2'10.078	24 185,0	2'10.618	12 184,7	2'10.078	12 185,0											
39	78 J. FORAY Kawasaki Ninja 400	FRA	2'10.160	23 187,6	2'11.141	12 184,4	2'10.160	11 187,6											
40	30 D. BLIN Yamaha YZF-R3	POL	2'10.180	23 183,1	2'11.149	12 179,5	2'10.180	11 183,1											
41	27 F. ROVELLI Kawasaki Ninja 400	ITA	2'10.558	11 186,3			2'10.558	11 186,3											
42	36 B. NEILA Yamaha YZF-R3	ESP	2'10.617	10 185,3			2'10.617	10 185,3											
43	11 K. ARDUINI Kawasaki Ninja 400	ITA	2'10.716	20 184,7	2'12.713	9 176,0	2'10.716	11 184,7											
44	35 F. DE BRUIN Yamaha YZF-R3	NED	2'10.936	22 185,0	2'12.183	13 177,7	2'10.936	9 185,0											
45	60 G. SCONZA Yamaha YZF-R3	ITA	2'11.419	24 183,1	2'12.559	12 174,3	2'11.419	12 183,1											
46	77 V. SCHWARZ Kawasaki Ninja 400	CZE	2'11.576	24 181,9	2'12.075	12 181,3	2'11.576	12 181,9											
47	44 T. BRAMICH Kawasaki Ninja 400	AUS	2'11.898	22 185,6	2'11.898	12 184,7	2'12.053	10 185,6											
48	82 J. HYDE Kawasaki Ninja 400	AUS	2'12.148	23 185,3	2'13.583	10 174,3	2'12.148	13 185,3											
49	33 K. HARTMANN Yamaha YZF-R3	FRA	2'12.369	21 187,9	2'13.902	10 181,3	2'12.369	11 187,9											
50	23 P. GIACOMINI Kawasaki Ninja 400	ITA	2'12.584	24 182,5	2'13.748	12 179,5	2'12.584	12 182,5											

10/05/2019

These data/results cannot be reproduced, stored and/or transmitted in whole or in part by any manner of electronic, mechanical, photocopying, recording, broadcasting or otherwise now known or herein after developed without the previous express consent by the copyright owner, except for reproduction in daily press and regular printed publications on sale to the public within 60 days of the event related to those data/results and always provided that copyright symbol appears together as follows below.

© DORNA WSBK ORGANIZATION Srl 2019





Imola Circuit 4.936 m

Pirelli Italian Round, 10-12 May 2019

Best Laps & Speeds Gr.B

3 / 3

No.	Rider Bike	Nat	Best Lap		FP1		FP2							
			LL	SPD	LL	SPD	LL	SPD						
51	19 B. MOLINA Yamaha YZF-R3	CHI	2'12.813 26 183,1		2'15.506 13 179,2		2'12.813 13 183,1							
52	12 R. DORE Yamaha YZF-R3	FRA	2'13.467 25 181,9		2'15.502 12 181,9		2'13.467 13 181,3							
53	93 A. QUINET Honda CBR500R	FRA	2'13.586 21 179,5		2'14.222 11 179,5		2'13.586 10 178,3							
54	9 S. NAUD Kawasaki Ninja 400	FRA	2'14.930 25 185,0		2'16.299 12 178,9		2'14.930 13 185,0							
55	84 K. ALOISI Kawasaki Ninja 400	ITA	2'14.966 20 178,9		2'16.361 10 177,4		2'14.966 10 178,9							
56	32 A. PELIKANOVA Kawasaki Ninja 400	CZE	2'16.980 23 182,2		2'18.019 12 181,0		2'16.980 11 182,2							

10/05/2019

These data/results cannot be reproduced, stored and/or transmitted in whole or in part by any manner of electronic, mechanical, photocopying, recording, broadcasting or otherwise now known or herein after developed without the previous express consent by the copyright owner, except for reproduction in daily press and regular printed publications on sale to the public within 60 days of the event related to those data/results and always provided that copyright symbol appears together as follows below.

© DORNA WSBK ORGANIZATION Srl 2019



Pirelli Italian Round, 10-12 May 2019

Free Practices Combined Times after FP2

Imola Circuit 4.936 m

No.	Rider	Nat	Team	Bike	Class	FP1	FP2	FP3	Time	Gap	Rel.	Avg	LL
1	42 M. GARCIA	ESP	DS Junior Team	Kawasaki Ninja 400	A	2'09.167	2'07.028		2'07.028			139,887	22
2	8 M. PEREZ	ESP	Scuderia Maranga Racing	Kawasaki Ninja 400	A	2'08.634	2'07.297		2'07.297	0.269	0.269	139,592	22
3	64 H. DE CANCELLIS	FRA	Team Trasimeno Yamaha	Yamaha YZF-R3	A	2'09.931	2'07.385		2'07.385	0.357	0.088	139,495	26
4	55 G. HENDRA PRATAMA	INA	Semakin Di Depan Biblion Motoxrcing	Yamaha YZF-R3	A	2'09.619	2'07.470		2'07.470	0.442	0.085	139,402	23
5	88 B. IERACI	ITA	Kawasaki GP Project	Kawasaki Ninja 400	B	2'07.665	2'07.502		2'07.502	0.474	0.032	139,367	23
6	85 K. SABATUCCI	ITA	Team Trasimeno Yamaha	Yamaha YZF-R3	B	2'09.402	2'07.662		2'07.662	0.634	0.160	139,193	22
7	41 J. JAHNIG	GER	Freudenberg KTM Junior Team	KTM RC 390 R	A	2'09.750	2'07.749		2'07.749	0.721	0.087	139,098	18
8	6 R. SCHOTMAN	NED	Kawasaki MOTOPOST	Kawasaki Ninja 400	A	2'09.783	2'07.901		2'07.901	0.873	0.152	138,932	20
9	1 A. CARRASCO	ESP	Kawasaki Provec WorldSSP300	Kawasaki Ninja 400	A	2'09.674	2'07.926		2'07.926	0.898	0.025	138,905	23
10	18 M. GONZALEZ	ESP	Kawasaki ParkinGO Team	Kawasaki Ninja 400	A	2'08.886	2'07.937		2'07.937	0.909	0.011	138,893	24
11	15 M. BASTIANELLI	ITA	Prodina IRCOS Kawasaki	Kawasaki Ninja 400	A	2'10.803	2'07.950		2'07.950	0.922	0.013	138,879	25
12	54 B. SOFUOGLU	TUR	Turkish Puccetti Racing by TSM	Kawasaki Ninja 400	B	2'09.601	2'08.108		2'08.108	1.080	0.158	138,708	16
13	14 E. DE LA VEGA	FRA	Flembo Leader Team	Kawasaki Ninja 400	B	2'09.576	2'08.158		2'08.158	1.130	0.050	138,654	20
14	66 D. OTTEN	NED	MTM Racing Team	Kawasaki Ninja 400	A	2'10.364	2'08.195		2'08.195	1.167	0.037	138,614	22
15	25 A. VERDOIA	FRA	BCD Yamaha MS Racing	Yamaha YZF-R3	B	2'08.572	2'08.209		2'08.209	1.181	0.014	138,599	23
16	21 B. SANCHEZ	ESP	Scuderia Maranga Racing	Kawasaki Ninja 400	B	2'08.353	2'08.263		2'08.263	1.235	0.054	138,540	22
17	22 N. KALININ	UKR	Nutec - RT Motorsports by SKM - Kawasaki	Kawasaki Ninja 400	A	2'08.996	2'08.269		2'08.269	1.241	0.006	138,534	24
18	28 O. BONOLI	ITA	Team Trasimeno Yamaha	Yamaha YZF-R3	A	2'09.387	2'08.399		2'08.399	1.371	0.130	138,394	24
19	95 S. DEROUE	NED	Kawasaki MOTOPOST	Kawasaki Ninja 400	B	2'09.370	2'08.543		2'08.543	1.515	0.144	138,239	23
20	16 M. LUNA BAYEN	ESP	Kawasaki GP Project	Kawasaki Ninja 400	A	2'09.947	2'08.602		2'08.602	1.574	0.059	138,175	28
21	3 M. PEDENEAU	FRA	Team MHP Racing-Patrick Pons	Yamaha YZF-R3	B	2'09.670	2'08.641		2'08.641	1.613	0.039	138,133	25
22	71 T. EDWARDS	AUS	Kawasaki ParkinGO Team	Kawasaki Ninja 400	A	2'09.692	2'08.648		2'08.648	1.620	0.007	138,126	23
23	20 D. LOUREIRO	RSA	Nutec - RT Motorsports by SKM - Kawasaki	Kawasaki Ninja 400	B	2'08.777	2'10.043		2'08.777	1.749	0.129	137,987	20
24	69 J. BUIS	NED	MTM Racing Team	Kawasaki Ninja 400	B	2'10.347	2'08.809		2'08.809	1.781	0.032	137,953	25
25	13 D. IOZZO	RSA	Nutec - RT Motorsports by SKM - Kawasaki	Kawasaki Ninja 400	A	2'10.148	2'08.884		2'08.884	1.856	0.075	137,873	24
26	72 V. STEEMAN	NED	Freudenberg KTM Junior Team	KTM RC 390 R	B	2'08.938	2'09.091		2'08.938	1.910	0.054	137,815	19
27	24 M. BERTE	ITA	ProGP Racing	Yamaha YZF-R3	B	2'09.875	2'08.976		2'08.976	1.948	0.038	137,774	24
28	7 T. KAWAKAMI	BRA	BCD Yamaha MS Racing	Yamaha YZF-R3	A	2'13.769	2'09.015		2'09.015	1.987	0.039	137,733	15
29	99 F. GOMEZ	ESP	DS Junior Team	Kawasaki Ninja 400	B	2'09.634	2'09.219		2'09.219	2.191	0.204	137,515	21
30	4 E. VOCINO	ITA	2R Racing Team	Yamaha YZF-R3	A	2'10.282	2'09.233		2'09.233	2.205	0.014	137,500	21
31	47 F. HERNANDEZ MOYANO	ESP	BCD Yamaha MS Racing	Yamaha YZF-R3	A	2'10.108	2'09.244		2'09.244	2.216	0.011	137,489	24
32	97 M. KAPPLER	GER	Freudenberg KTM WorldSSP Team	KTM RC 390 R	B	2'10.027	2'09.294		2'09.294	2.266	0.050	137,436	25
33	52 O. KÖNIG	CZE	ACCR Czech Talent Team - Willi Race	Kawasaki Ninja 400	A	2'10.655	2'09.358		2'09.358	2.330	0.064	137,368	24
34	2 L. DOTI	SUI	A.S.D. Team Runner Bike	KTM RC 390 R	A	2'12.226	2'09.721		2'09.721	2.693	0.363	136,983	20
35	91 G. MORA	ITA	AG Motorsport Italia Yamaha	Yamaha YZF-R3	A	2'13.125	2'09.894		2'09.894	2.866	0.173	136,801	22
36	17 K. MEUFFELS	NED	Freudenberg KTM WorldSSP Team	KTM RC 390 R	A	2'10.344	2'09.928		2'09.928	2.900	0.034	136,765	21
37	61 Y. OKAYA	JPN	DS Junior Team	Kawasaki Ninja 400	B	2'11.429	2'09.972		2'09.972	2.944	0.044	136,719	23
38	65 J. FACCO	ITA	Semakin Di Depan Biblion Motoxrcing	Yamaha YZF-R3	B	2'10.618	2'10.078		2'10.078	3.050	0.106	136,607	24
39	78 J. FORAY	FRA	Prodina IRCOS Kawasaki	Kawasaki Ninja 400	B	2'11.141	2'10.160		2'10.160	3.132	0.082	136,521	23
40	30 D. BLIN	POL	Terra e Moto	Yamaha YZF-R3	B	2'11.149	2'10.180		2'10.180	3.152	0.020	136,500	23
41	27 F. ROVELLI	ITA	Kawasaki ParkinGO Team	Kawasaki Ninja 400	B		2'10.558		2'10.558	3.530	0.378	136,105	11
42	36 B. NEILA	ESP	BCD Yamaha MS Racing	Yamaha YZF-R3	B		2'10.617		2'10.617	3.589	0.059	136,044	11
43	11 K. ARDUINI	ITA	2R Racing Team	Kawasaki Ninja 400	A	2'12.713	2'10.716		2'10.716	3.688	0.099	135,941	20
44	35 F. DE BRUIN	NED	Team Trasimeno Yamaha	Yamaha YZF-R3	B	2'12.183	2'10.936		2'10.936	3.908	0.220	135,712	22
45	60 G. SCONZA	ITA	AG Motorsport Italia Yamaha	Yamaha YZF-R3	B	2'12.559	2'11.419		2'11.419	4.391	0.483	135,213	24
46	77 V. SCHWARZ	CZE	ACCR Czech Talent Team - Willi Race	Kawasaki Ninja 400	B	2'12.075	2'11.576		2'11.576	4.548	0.157	135,052	24
47	44 T. BRAMICH	AUS	Carl Cox-RT Motorsports by SKM-Kawasaki	Kawasaki Ninja 400	B	2'11.898	2'12.053		2'11.898	4.870	0.322	134,722	22
48	82 J. HYDE	AUS	2R Racing Team	Kawasaki Ninja 400	B	2'13.583	2'12.148		2'12.148	5.120	0.250	134,467	23
49	33 K. HARTMANN	FRA	Team MHP Racing-Patrick Pons	Yamaha YZF-R3	A	2'13.902	2'12.369		2'12.369	5.341	0.221	134,243	21
50	23 P. GIACOMINI	ITA	Kawasaki GP Project	Kawasaki Ninja 400	A	2'13.748	2'12.584		2'12.584	5.556	0.215	134,025	24
51	19 B. MOLINA	CHI	Terra e Moto	Yamaha YZF-R3	A	2'15.506	2'12.813		2'12.813	5.785	0.229	133,794	26
52	12 R. DORE	FRA	Team MHP Racing-Patrick Pons	Yamaha YZF-R3	B	2'15.502	2'13.467		2'13.467	6.439	0.654	133,139	25
53	93 A. QUINET	FRA	TGP Racing	Honda CBR500R	B	2'14.222	2'13.586		2'13.586	6.558	0.119	133,020	21
54	9 S. NAUD	FRA	Flembo Leader Team	Kawasaki Ninja 400	A	2'16.299	2'14.930		2'14.930	7.902	1.344	131,695	25
55	84 K. ALOISI	ITA	DS Junior Team	Kawasaki Ninja 400	A	2'16.361	2'14.966		2'14.966	7.938	0.036	131,660	20
56	32 A. PELIKANOVA	CZE	Kawasaki GP Project	Kawasaki Ninja 400	B	2'18.019	2'16.980		2'16.980	9.952	2.014	129,724	23

10/05/2019

These data/results cannot be reproduced, stored and/or transmitted in whole or in part by any manner of electronic, mechanical, photocopying, recording, broadcasting or otherwise now known or herein after developed without the previous express consent by the copyright owner, except for reproduction in daily press and regular printed publications on sale to the public within 60 days of the event related to those data/results and always provided that copyright symbol appears together as follows below.

© DORNA WSBK ORGANIZATION Srl 2019

