

Pirelli Italian Round, 10-12 May 2019

Free Practices Combined Results Gr.A

Imola Circuit 4.936 m

No.	Rider	Nat	Team	Bike	Class	FP1	FP2	FP3	Time	Gap	Rel.	Avg	LL
1	42 M. GARCIA	ESP	DS Junior Team	Kawasaki Ninja 400	A	2'09.167	2'07.028	2'07.547	2'07.028			139,887	27
2	8 M. PEREZ	ESP	Scuderia Maranga Racing	Kawasaki Ninja 400	A	2'08.634	2'07.297	2'08.228	2'07.297	0.269	0.269	139,592	28
3	64 H. DE CANCELLIS	FRA	Team Trasimeno Yamaha	Yamaha YZF-R3	A	2'09.931	2'07.385	2'08.162	2'07.385	0.357	0.088	139,495	33
4	55 G. HENDRA PRATAMA	INA	Semakin Di Depan Biblion Motoxrcing	Yamaha YZF-R3	A	2'09.619	2'07.470	2'07.859	2'07.470	0.442	0.085	139,402	29
5	1 A. CARRASCO	ESP	Kawasaki Provec WorldSSP300	Kawasaki Ninja 400	A	2'09.674	2'07.926	2'07.519	2'07.519	0.491	0.049	139,349	27
6	18 M. GONZALEZ	ESP	Kawasaki ParkinGO Team	Kawasaki Ninja 400	A	2'08.886	2'07.937	2'07.612	2'07.612	0.584	0.093	139,247	31
7	28 O. BONOLI	ITA	Team Trasimeno Yamaha	Yamaha YZF-R3	A	2'09.387	2'08.399	2'07.618	2'07.618	0.590	0.006	139,241	31
8	41 J. JAHNIG	GER	Freudenberg KTM Junior Team	KTM RC 390 R	A	2'09.750	2'07.749	2'07.703	2'07.703	0.675	0.085	139,148	25
9	22 N. KALININ	UKR	Nutec - RT Motorsports by SKM - Kawasaki	Kawasaki Ninja 400	A	2'08.996	2'08.269	2'07.867	2'07.867	0.839	0.164	138,969	30
10	6 R. SCHOTMAN	NED	Kawasaki MOTOPOST	Kawasaki Ninja 400	A	2'09.783	2'07.901	2'08.586	2'07.901	0.873	0.034	138,932	26
11	15 M. BASTIANELLI	ITA	Prodina IRCOS Kawasaki	Kawasaki Ninja 400	A	2'10.803	2'07.950	2'08.348	2'07.950	0.922	0.049	138,879	31
12	66 D. OTTEN	NED	MTM Racing Team	Kawasaki Ninja 400	A	2'10.364	2'08.195	2'08.306	2'08.195	1.167	0.245	138,614	29
13	16 M. LUNA BAYEN	ESP	Kawasaki GP Project	Kawasaki Ninja 400	A	2'09.947	2'08.602	2'09.643	2'08.602	1.574	0.407	138,175	35
14	4 E. VOCINO	ITA	2R Racing Team	Yamaha YZF-R3	A	2'10.282	2'09.233	2'08.627	2'08.627	1.599	0.025	138,148	28
15	71 T. EDWARDS	AUS	Kawasaki ParkinGO Team	Kawasaki Ninja 400	A	2'09.692	2'08.648	2'08.837	2'08.648	1.620	0.021	138,126	29
16	7 T. KAWAKAMI	BRA	BCD Yamaha MS Racing	Yamaha YZF-R3	A	2'13.769	2'09.015	2'08.710	2'08.710	1.682	0.062	138,059	21
17	11 K. ARDUINI	ITA	2R Racing Team	Kawasaki Ninja 400	A	2'12.713	2'10.716	2'08.855	2'08.855	1.827	0.145	137,904	23
18	13 D. IOZZO	RSA	Nutec - RT Motorsports by SKM - Kawasaki	Kawasaki Ninja 400	A	2'10.148	2'08.884	2'08.950	2'08.884	1.856	0.029	137,873	30
19	17 K. MEUFFELS	NED	Freudenberg KTM WorldSSP Team	KTM RC 390 R	A	2'10.344	2'09.928	2'09.049	2'09.049	2.021	0.165	137,697	28
20	52 O. KÖNIG	CZE	ACCR Czech Talent Team - Willi Race	Kawasaki Ninja 400	A	2'10.655	2'09.358	2'09.076	2'09.076	2.048	0.027	137,668	30
21	47 F. HERNANDEZ MOYANO	ESP	BCD Yamaha MS Racing	Yamaha YZF-R3	A	2'10.108	2'09.244	2'09.504	2'09.244	2.216	0.168	137,489	28
22	2 L. DOTI	SUI	A.S.D. Team Runner Bike	KTM RC 390 R	A	2'12.226	2'09.721	2'09.420	2'09.420	2.392	0.176	137,302	27
23	91 G. MORA	ITA	AG Motorsport Italia Yamaha	Yamaha YZF-R3	A	2'13.125	2'09.894	2'10.289	2'09.894	2.866	0.474	136,801	28
24	23 P. GIACOMINI	ITA	Kawasaki GP Project	Kawasaki Ninja 400	A	2'13.748	2'12.584	2'11.507	2'11.507	4.479	1.613	135,123	31
25	19 B. MOLINA	CHI	Terra e Moto	Yamaha YZF-R3	A	2'15.506	2'12.813	2'12.291	2'12.291	5.263	0.784	134,322	33
26	33 K. HARTMANN	FRA	Team MHP Racing-Patrick Pons	Yamaha YZF-R3	A	2'13.902	2'12.369	2'12.932	2'12.369	5.341	0.078	134,243	28
27	84 K. ALOISI	ITA	DS Junior Team	Kawasaki Ninja 400	A	2'16.361	2'14.966	2'12.534	2'12.534	5.506	0.165	134,076	26
28	9 S. NAUD	FRA	Flembo Leader Team	Kawasaki Ninja 400	A	2'16.299	2'14.930	2'14.761	2'14.761	7.733	2.227	131,860	31

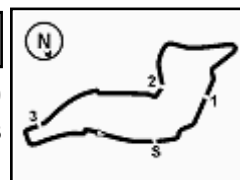
Top 3 Average Time: 2'07.236

11/05/2019

These data/results cannot be reproduced, stored and/or transmitted in whole or in part by any manner of electronic, mechanical, photocopying, recording, broadcasting or otherwise now known or herein after developed without the previous express consent by the copyright owner, except for reproduction in daily press and regular printed publications on sale to the public within 60 days of the event related to those data/results and always provided that copyright symbol appears together as follows below.

© DORNA WSBK ORGANIZATION Srl 2019





Imola Circuit 4.936 m

1 / 2

Pirelli Italian Round, 10-12 May 2019
Results Free Practice 3rd Session Gr.A

No.	Rider	Nat	Team	Bike	Class	Time	Gap	Rel.	Laps	Speed	
										Avg	Max
1	1 A. CARRASCO	ESP	Kawasaki Provec WorldSSP300	Kawasaki Ninja 400	A	2'07.519			4	139,349	187,0
2	42 M. GARCIA	ESP	DS Junior Team	Kawasaki Ninja 400	A	2'07.547	0.028	0.028	5	139,318	185,7
3	18 M. GONZALEZ	ESP	Kawasaki ParkinGO Team	Kawasaki Ninja 400	A	2'07.612	0.093	0.065	7	139,247	190,3
4	28 O. BONOLI	ITA	Team Trasimeno Yamaha	Yamaha YZF-R3	A	2'07.618	0.099	0.006	7	139,241	182,9
5	41 J. JAHNIG	GER	Freudenberg KTM Junior Team	KTM RC 390 R	A	2'07.703	0.184	0.085	7	139,148	188,9
6	55 G. HENDRA PRATAMA	INA	Semakin Di Depan Biblion Motoxrcing	Yamaha YZF-R3	A	2'07.859	0.340	0.156	6	138,978	185,4
7	22 N. KALININ	UKR	Nutec - RT Motorsports by SKM - Kawasaki	Kawasaki Ninja 400	A	2'07.867	0.348	0.008	6	138,969	187,6
8	64 H. DE CANCELLIS	FRA	Team Trasimeno Yamaha	Yamaha YZF-R3	A	2'08.162	0.643	0.295	7	138,650	183,8
9	8 M. PEREZ	ESP	Scuderia Maranga Racing	Kawasaki Ninja 400	A	2'08.228	0.709	0.066	6	138,578	180,4
10	66 D. OTTEN	NED	MTM Racing Team	Kawasaki Ninja 400	A	2'08.306	0.787	0.078	7	138,494	189,3
11	15 M. BASTIANELLI	ITA	Prodina IRCOS Kawasaki	Kawasaki Ninja 400	A	2'08.348	0.829	0.042	6	138,449	189,3
12	6 R. SCHOTMAN	NED	Kawasaki MOTOPOST	Kawasaki Ninja 400	A	2'08.586	1.067	0.238	6	138,192	188,9
13	4 E. VOCINO	ITA	2R Racing Team	Yamaha YZF-R3	A	2'08.627	1.108	0.041	7	138,148	188,3
14	7 T. KAWAKAMI	BRA	BCD Yamaha MS Racing	Yamaha YZF-R3	A	2'08.710	1.191	0.083	6	138,059	187,3
15	71 T. EDWARDS	AUS	Kawasaki ParkinGO Team	Kawasaki Ninja 400	A	2'08.837	1.318	0.127	6	137,923	190,9
16	11 K. ARDUINI	ITA	2R Racing Team	Kawasaki Ninja 400	A	2'08.855	1.336	0.018	3	137,904	184,4
17	13 D. IOZZO	RSA	Nutec - RT Motorsports by SKM - Kawasaki	Kawasaki Ninja 400	A	2'08.950	1.431	0.095	6	137,802	186,0
18	17 K. MEUFFELS	NED	Freudenberg KTM WorldSSP Team	KTM RC 390 R	A	2'09.049	1.530	0.099	7	137,697	187,6
19	52 O. KÖNIG	CZE	ACCR Czech Talent Team - Willi Race	Kawasaki Ninja 400	A	2'09.076	1.557	0.027	6	137,668	189,6
20	2 L. DOTI	SUI	A.S.D. Team Runner Bike	KTM RC 390 R	A	2'09.420	1.901	0.344	7	137,302	181,9
21	47 F. HERNANDEZ MOYANO	ESP	BCD Yamaha MS Racing	Yamaha YZF-R3	A	2'09.504	1.985	0.084	4	137,213	186,3
22	16 M. LUNA BAYEN	ESP	Kawasaki GP Project	Kawasaki Ninja 400	A	2'09.643	2.124	0.139	7	137,066	185,7
23	91 G. MORA	ITA	AG Motorsport Italia Yamaha	Yamaha YZF-R3	A	2'10.289	2.770	0.646	6	136,386	181,6
24	23 P. GIACOMINI	ITA	Kawasaki GP Project	Kawasaki Ninja 400	A	2'11.507	3.988	1.218	7	135,123	183,8
25	19 B. MOLINA	CHI	Terra e Moto	Yamaha YZF-R3	A	2'12.291	4.772	0.784	7	134,322	183,8
26	84 K. ALOISI	ITA	DS Junior Team	Kawasaki Ninja 400	A	2'12.534	5.015	0.243	6	134,076	178,9
27	33 K. HARTMANN	FRA	Team MHP Racing-Patrick Pons	Yamaha YZF-R3	A	2'12.932	5.413	0.398	7	133,674	179,8
28	9 S. NAUD	FRA	Flembbo Leader Team	Kawasaki Ninja 400	A	2'14.761	7.242	1.829	6	131,860	182,2

 Qualifying Lap Time (107% of 2'07.519): **2'16.446**

AIR	Humidity:	51%	Temp:	19°C
TRACK	Condition:	Dry	Temp:	24°C

Records	Pole (SP2)	2018 A.Carrasco	2'07.076	139,830	Km/h
	Race (RC)	2018 M.Herrera	2'08.200	138,610	Km/h
	All Times (FP2)	2019 M.Garcia	2'07.028	139,890	Km/h

Start 11/05/2019 10:05 End 10:21 The results are provisional until the end of the time limit for protests and appeals and the completion of the technical checks.

These data/results cannot be reproduced, stored and/or transmitted in whole or in part by any manner of electronic, mechanical, photocopying, recording, broadcasting or otherwise now known or herein after developed without the previous express consent by the copyright owner, except for reproduction in daily press and regular printed publications on sale to the public within 60 days of the event related to those data/results and always provided that copyright symbol appears together as follows below.

© DORNA WSBK ORGANIZATION Srl 2019



Official Fuel Supplier

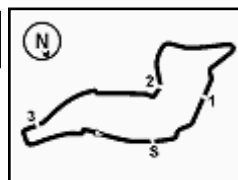


FIKR PERUGIA TIMING

Official Tyre Supplier



Official Timekeeper



Pirelli Italian Round, 10-12 May 2019

Results Free Practice 3rd Session Gr.A

Session Highlights

Local Time	No. Rider	Description
10.05.00		Start
10.10.04	18 M. GONZALEZ	Current Lap Cancelled - Exceeded Track Limits - Turn 12
10.12.07	18 M. GONZALEZ	On Asphalt - Re-Joined - Turn 12
10.12.28	15 M. BASTIANELLI	On Asphalt - Re-Joined - Turn 12
10.13.07	47 F. HERNANDEZ MOYANO	Technical Problem - Pit Exit
10.13.12	71 T. EDWARDS	Lap Cancelled (2'08.096) - Exceeded Track Limits - Turn 22
10.13.37	55 G. HENDRA PRATAMA	Current Lap Cancelled - Exceeded Track Limits - Turn 7
10.13.45	11 K. ARDUINI	Crashed - Turn 10
10.14.47	52 O. KÖNIG	Lap Cancelled (2'11.149) - Exceeded Track Limits - Turn 12
10.16.21		WorldSSP300 FP3 Gr.B Pit Lane Will Open at 10.25
10.16.27	6 R. SCHOTMAN	On Asphalt - Re-Joined - Turn 12
10.16.27	18 M. GONZALEZ	On Asphalt - Re-Joined - Turn 12
10.21.15	66 D. OTTEN	Current Lap Cancelled - Exceeded Track Limits - Turn 21
10.21.53		End Of Session

Fastest Laps Sequence

No.	Rider	Nat	Team	Bike	Local Time	Time	Gap	Avg
17	K. MEUFFELS	NED	Freudenberg KTM WorldSSP Team	KTM RC 390 R	10:10'06.014	2'11.322		135,313
42	M. GARCIA	ESP	DS Junior Team	Kawasaki Ninja 400	10:10'06.481	2'10.302	-1.020	136,372
71	T. EDWARDS	AUS	Kawasaki ParkinGO Team	Kawasaki Ninja 400	10:10'15.489	2'08.944	-1.358	137,809
4	E. VOCINO	ITA	2R Racing Team	Yamaha YZF-R3	10:10'17.243	2'08.913	-0.031	137,842
41	J. JAHNIG	GER	Freudenberg KTM Junior Team	KTM RC 390 R	10:10'26.875	2'08.247	-0.666	138,558
22	N. KALININ	UKR	Nutec - RT Motorsports by SKM - Kawasaki	Kawasaki Ninja 400	10:12'24.253	2'07.915	-0.332	138,917
18	M. GONZALEZ	ESP	Kawasaki ParkinGO Team	Kawasaki Ninja 400	10:14'36.229	2'07.615	-0.300	139,244
18	M. GONZALEZ	ESP	Kawasaki ParkinGO Team	Kawasaki Ninja 400	10:19'05.283	2'07.612	-0.003	139,247
42	M. GARCIA	ESP	DS Junior Team	Kawasaki Ninja 400	10:19'09.949	2'07.547	-0.065	139,318
1	A. CARRASCO	ESP	Kawasaki Provec WorldSSP300	Kawasaki Ninja 400	10:19'35.687	2'07.519	-0.028	139,349

Start 11/05/2019 10:05 End 10:21 The results are provisional until the end of the time limit for protests and appeals and the completion of the technical checks.

These data/results cannot be reproduced, stored and/or transmitted in whole or in part by any manner of electronic, mechanical, photocopying, recording, broadcasting or otherwise now known or herein after developed without the previous express consent by the copyright owner, except for reproduction in daily press and regular printed publications on sale to the public within 60 days of the event related to those data/results and always provided that copyright symbol appears together as follows below.

© DORNA WSBK ORGANIZATION Srl 2019



Official Fuel Supplier



PIRELLI

Official Tyre Supplier



Official Timekeeper

Pirelli Italian Round, 10-12 May 2019
Best Sectors & Speed Free Practice 3rd Session Gr.A

BEST LAP		
1	1 A. CARRASCO	Kawasaki Ninja 400 2'07.519
2	42 M. GARCIA	Kawasaki Ninja 400 2'07.547
3	18 M. GONZALEZ	Kawasaki Ninja 400 2'07.612
4	28 O. BONOLI	Yamaha YZF-R3 2'07.618
5	41 J. JAHNIG	KTM RC 390 R 2'07.703
6	55 G. HENDRA PRATAMA	Yamaha YZF-R3 2'07.859
7	22 N. KALININ	Kawasaki Ninja 400 2'07.867
8	64 H. DE CANCELLIS	Yamaha YZF-R3 2'08.162
9	8 M. PEREZ	Kawasaki Ninja 400 2'08.228
10	66 D. OTTEN	Kawasaki Ninja 400 2'08.306
11	15 M. BASTIANELLI	Kawasaki Ninja 400 2'08.348
12	6 R. SCHOTMAN	Kawasaki Ninja 400 2'08.586
13	4 E. VOCINO	Yamaha YZF-R3 2'08.627
14	7 T. KAWAKAMI	Yamaha YZF-R3 2'08.710
15	71 T. EDWARDS	Kawasaki Ninja 400 2'08.837
16	11 K. ARDUINI	Kawasaki Ninja 400 2'08.855
17	13 D. IOZZO	Kawasaki Ninja 400 2'08.950
18	17 K. MEUFFELS	KTM RC 390 R 2'09.049
19	52 O. KÖNIG	Kawasaki Ninja 400 2'09.076
20	2 L. DOTI	KTM RC 390 R 2'09.420
21	47 F. HERNANDEZ MOYANO	Yamaha YZF-R3 2'09.504
22	16 M. LUNA BAYEN	Kawasaki Ninja 400 2'09.643
23	91 G. MORA	Yamaha YZF-R3 2'10.289
24	23 P. GIACOMINI	Kawasaki Ninja 400 2'11.507
25	19 B. MOLINA	Yamaha YZF-R3 2'12.291
26	84 K. ALOISI	Kawasaki Ninja 400 2'12.534
27	33 K. HARTMANN	Yamaha YZF-R3 2'12.932
28	9 S. NAUD	Kawasaki Ninja 400 2'14.761

SPEED		
1	71 T. EDWARDS	Kawasaki Ninja 400 190,9
2	18 M. GONZALEZ	Kawasaki Ninja 400 190,3
3	52 O. KÖNIG	Kawasaki Ninja 400 189,6
4	66 D. OTTEN	Kawasaki Ninja 400 189,3
5	15 M. BASTIANELLI	Kawasaki Ninja 400 189,3
6	6 R. SCHOTMAN	Kawasaki Ninja 400 188,9
7	41 J. JAHNIG	KTM RC 390 R 188,9
8	4 E. VOCINO	Yamaha YZF-R3 188,3
9	22 N. KALININ	Kawasaki Ninja 400 187,6
10	17 K. MEUFFELS	KTM RC 390 R 187,6
11	7 T. KAWAKAMI	Yamaha YZF-R3 187,3
12	1 A. CARRASCO	Kawasaki Ninja 400 187,0
13	47 F. HERNANDEZ MOYANO	Yamaha YZF-R3 186,3
14	13 D. IOZZO	Kawasaki Ninja 400 186,0
15	42 M. GARCIA	Kawasaki Ninja 400 185,7
16	16 M. LUNA BAYEN	Kawasaki Ninja 400 185,7
17	55 G. HENDRA PRATAMA	Yamaha YZF-R3 185,4
18	11 K. ARDUINI	Kawasaki Ninja 400 184,4
19	64 H. DE CANCELLIS	Yamaha YZF-R3 183,8
20	23 P. GIACOMINI	Kawasaki Ninja 400 183,8
21	19 B. MOLINA	Yamaha YZF-R3 183,8
22	28 O. BONOLI	Yamaha YZF-R3 182,9
23	9 S. NAUD	Kawasaki Ninja 400 182,2
24	2 L. DOTI	KTM RC 390 R 181,9
25	91 G. MORA	Yamaha YZF-R3 181,6
26	8 M. PEREZ	Kawasaki Ninja 400 180,4
27	33 K. HARTMANN	Yamaha YZF-R3 179,8
28	84 K. ALOISI	Kawasaki Ninja 400 178,9

SEG. 1			SEG. 2			SEG. 3			SEG. 4		
1	18 M. GONZALEZ	28.179	1	15 M. BASTIANELLI	38.850	1	22 N. KALININ	34.098	1	28 O. BONOLI	25.646
2	41 J. JAHNIG	28.265	2	42 M. GARCIA	38.860	2	64 H. DE CANCELLIS	34.138	2	22 N. KALININ	25.647
3	1 A. CARRASCO	28.423	3	28 O. BONOLI	38.866	3	1 A. CARRASCO	34.150	3	42 M. GARCIA	25.651
4	55 G. HENDRA PRATAMA	28.505	4	47 F. HERNANDEZ MOYAN	38.881	4	41 J. JAHNIG	34.171	4	18 M. GONZALEZ	25.660
5	71 T. EDWARDS	28.517	5	41 J. JAHNIG	38.890	5	8 M. PEREZ	34.174	5	55 G. HENDRA PRATAMA	25.682
6	22 N. KALININ	28.533	6	18 M. GONZALEZ	38.916	6	42 M. GARCIA	34.200	6	41 J. JAHNIG	25.737
7	4 E. VOCINO	28.581	7	22 N. KALININ	38.949	7	28 O. BONOLI	34.219	7	8 M. PEREZ	25.748
8	52 O. KÖNIG	28.589	8	64 H. DE CANCELLIS	38.954	8	55 G. HENDRA PRATAMA	34.353	8	4 E. VOCINO	25.757
9	6 R. SCHOTMAN	28.601	9	55 G. HENDRA PRATAMA	39.004	9	13 D. IOZZO	34.365	9	1 A. CARRASCO	25.797
10	66 D. OTTEN	28.640	10	4 E. VOCINO	39.041	10	18 M. GONZALEZ	34.391	10	7 T. KAWAKAMI	25.826
11	15 M. BASTIANELLI	28.716	11	1 A. CARRASCO	39.082	11	71 T. EDWARDS	34.392	11	15 M. BASTIANELLI	25.834
12	16 M. LUNA BAYEN	28.729	12	71 T. EDWARDS	39.112	12	4 E. VOCINO	34.396	12	64 H. DE CANCELLIS	25.839
13	13 D. IOZZO	28.749	13	66 D. OTTEN	39.126	13	47 F. HERNANDEZ MOYAN	34.428	13	71 T. EDWARDS	25.842
14	28 O. BONOLI	28.757	14	6 R. SCHOTMAN	39.152	14	6 R. SCHOTMAN	34.468	14	66 D. OTTEN	25.849
15	47 F. HERNANDEZ MOYAN	28.759	15	8 M. PEREZ	39.164	15	52 O. KÖNIG	34.471	15	6 R. SCHOTMAN	25.859
16	7 T. KAWAKAMI	28.812	16	7 T. KAWAKAMI	39.240	16	15 M. BASTIANELLI	34.478	16	11 K. ARDUINI	25.890
17	42 M. GARCIA	28.836	17	17 K. MEUFFELS	39.247	17	7 T. KAWAKAMI	34.571	17	52 O. KÖNIG	25.909
18	64 H. DE CANCELLIS	28.846	18	2 L. DOTI	39.314	18	66 D. OTTEN	34.580	18	2 L. DOTI	25.911
19	11 K. ARDUINI	28.862	19	11 K. ARDUINI	39.374	19	2 L. DOTI	34.694	19	13 D. IOZZO	25.969
20	17 K. MEUFFELS	28.883	20	13 D. IOZZO	39.391	20	91 G. MORA	34.723	20	47 F. HERNANDEZ MOYAN	26.019
21	2 L. DOTI	28.951	21	16 M. LUNA BAYEN	39.547	21	11 K. ARDUINI	34.729	21	16 M. LUNA BAYEN	26.079
22	8 M. PEREZ	29.122	22	52 O. KÖNIG	39.555	22	17 K. MEUFFELS	34.731	22	91 G. MORA	26.104
23	91 G. MORA	29.152	23	91 G. MORA	39.688	23	16 M. LUNA BAYEN	34.880	23	17 K. MEUFFELS	26.166
24	23 P. GIACOMINI	29.489	24	19 B. MOLINA	39.961	24	23 P. GIACOMINI	35.129	24	23 P. GIACOMINI	26.470
25	19 B. MOLINA	29.499	25	33 K. HARTMANN	40.135	25	19 B. MOLINA	35.282	25	84 K. ALOISI	26.572
26	33 K. HARTMANN	29.622	26	23 P. GIACOMINI	40.310	26	84 K. ALOISI	35.410	26	19 B. MOLINA	26.767
27	84 K. ALOISI	30.072	27	84 K. ALOISI	40.322	27	33 K. HARTMANN	35.565	27	33 K. HARTMANN	26.916
28	9 S. NAUD	30.125	28	9 S. NAUD	41.387	28	9 S. NAUD	35.973	28	9 S. NAUD	27.276

11/05/2019

These data/results cannot be reproduced, stored and/or transmitted in whole or in part by any manner of electronic, mechanical, photocopying, recording, broadcasting or otherwise now known or herein after developed without the previous express consent by the copyright owner, except for reproduction in daily press and regular printed publications on sale to the public within 60 days of the event related to those data/results and always provided that copyright symbol appears together as follows below.

© DORNA WSBK ORGANIZATION Srl 2019



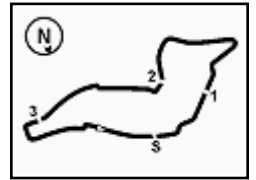
Official Fuel Supplier



Official Tyre Supplier



Official Timekeeper



Pirelli Italian Round, 10-12 May 2019

Ideal Times Free Practice 3rd Session Gr.A

Imola Circuit 4.936 m

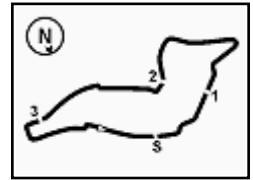
No.	Rider	Nat	Bike	Seg. 1	Seg. 2	Seg. 3	Seg. 4	Ideal Time		
				Diff. 1	Diff. 2	Diff. 3	Diff. 4	Best Lap	Pos.	Diff.
1	41 J. JAHNIG	GER	KTM RC 390 R	28.265 +0.426	38.890 +0.214	34.171	25.737	2'07.063 2'07.703	5	0.640
2	18 M. GONZALEZ	ESP	Kawasaki Ninja 400	28.179	38.916	34.391 +0.046	25.660 +0.420	2'07.146 2'07.612	3	0.466
3	22 N. KALININ	UKR	Kawasaki Ninja 400	28.533 +0.323	38.949 +0.317	34.098	25.647	2'07.227 2'07.867	7	0.640
4	1 A. CARRASCO	ESP	Kawasaki Ninja 400	28.423	39.082 +0.067	34.150	25.797	2'07.452 2'07.519	1	0.067
5	28 O. BONOLI	ITA	Yamaha YZF-R3	28.757	38.866	34.219 +0.130	25.646	2'07.488 2'07.618	4	0.130
6	55 G. HENDRA PRATAMA	INA	Yamaha YZF-R3	28.505 +0.315	39.004	34.353	25.682	2'07.544 2'07.859	6	0.315
7	42 M. GARCIA	ESP	Kawasaki Ninja 400	28.836	38.860	34.200	25.651	2'07.547 2'07.547	2	
8	4 E. VOCINO	ITA	Yamaha YZF-R3	28.581	39.041 +0.389	34.396 +0.244	25.757 +0.219	2'07.775 2'08.627	13	0.852
9	64 H. DE CANCELLIS	FRA	Yamaha YZF-R3	28.846 +0.276	38.954 +0.109	34.138	25.839	2'07.777 2'08.162	8	0.385
10	71 T. EDWARDS	AUS	Kawasaki Ninja 400	28.517 +0.027	39.112	34.392 +0.880	25.842 +0.067	2'07.863 2'08.837	15	0.974
11	15 M. BASTIANELLI	ITA	Kawasaki Ninja 400	28.716	38.850 +0.442	34.478	25.834 +0.028	2'07.878 2'08.348	11	0.470
12	6 R. SCHOTMAN	NED	Kawasaki Ninja 400	28.601 +0.210	39.152 +0.130	34.468 +0.054	25.859 +0.112	2'08.080 2'08.586	12	0.506
13	47 F. HERNANDEZ MOYA	ESP	Yamaha YZF-R3	28.759 +0.535	38.881 +0.611	34.428 +0.271	26.019	2'08.087 2'09.504	21	1.417
14	66 D. OTTEN	NED	Kawasaki Ninja 400	28.640	39.126	34.580 +0.111	25.849	2'08.195 2'08.306	10	0.111
15	8 M. PEREZ	ESP	Kawasaki Ninja 400	29.122	39.164	34.174 +0.020	25.748	2'08.208 2'08.228	9	0.020
16	7 T. KAWAKAMI	BRA	Yamaha YZF-R3	28.812	39.240	34.571 +0.098	25.826 +0.163	2'08.449 2'08.710	14	0.261
17	13 D. IOZZO	RSA	Kawasaki Ninja 400	28.749 +0.255	39.391	34.365	25.969 +0.221	2'08.474 2'08.950	17	0.476
18	52 O. KÖNIG	CZE	Kawasaki Ninja 400	28.589 +0.489	39.555 +0.063	34.471	25.909	2'08.524 2'09.076	19	0.552
19	11 K. ARDUINI	ITA	Kawasaki Ninja 400	28.862	39.374	34.729	25.890	2'08.855 2'08.855	16	
20	2 L. DOTI	SUI	KTM RC 390 R	28.951 +0.160	39.314 +0.298	34.694 +0.092	25.911	2'08.870 2'09.420	20	0.550
21	17 K. MEUFFELS	NED	KTM RC 390 R	28.883	39.247	34.731 +0.022	26.166	2'09.027 2'09.049	18	0.022
22	16 M. LUNA BAYEN	ESP	Kawasaki Ninja 400	28.729 +0.061	39.547 +0.036	34.880 +0.028	26.079 +0.283	2'09.235 2'09.643	22	0.408
23	91 G. MORA	ITA	Yamaha YZF-R3	29.152 +0.009	39.688 +0.158	34.723 +0.162	26.104 +0.293	2'09.667 2'10.289	23	0.622
24	23 P. GIACOMINI	ITA	Kawasaki Ninja 400	29.489 +0.083	40.310 +0.026	35.129	26.470	2'11.398 2'11.507	24	0.109
25	19 B. MOLINA	CHI	Yamaha YZF-R3	29.499	39.961 +0.778	35.282	26.767 +0.004	2'11.509 2'12.291	25	0.782
26	33 K. HARTMANN	FRA	Yamaha YZF-R3	29.622 +0.135	40.135	35.565	26.916 +0.559	2'12.238 2'12.932	27	0.694
27	84 K. ALOISI	ITA	Kawasaki Ninja 400	30.072 +0.158	40.322	35.410	26.572	2'12.376 2'12.534	26	0.158
28	9 S. NAUD	FRA	Kawasaki Ninja 400	30.125	41.387	35.973	27.276	2'14.761 2'14.761	28	
Overall Ideal Time				28.179	38.850	34.098	25.646	2'06.773		

11/05/2019

These data/results cannot be reproduced, stored and/or transmitted in whole or in part by any manner of electronic, mechanical, photocopying, recording, broadcasting or otherwise now known or herein after developed without the previous express consent by the copyright owner, except for reproduction in daily press and regular printed publications on sale to the public within 60 days of the event related to those data/results and always provided that copyright symbol appears together as follows below.

© DORNA WSBK ORGANIZATION Srl 2019





Pirelli Italian Round, 10-12 May 2019

Chronological Analysis Free Practice 3rd Session Gr.A

Imola Circuit 4.936 m

1 / 3

1° 1 A. CARRASCO (2'07.519)								7° 22 N. KALININ (2'07.867)							
Lap	Seg.1	Seg.2	Seg.3	Seg.4	Lap Time	km/h	Local Time	Lap	Seg.1	Seg.2	Seg.3	Seg.4	Lap Time	km/h	Local Time
1							10:12'43.583	1			42.103	39.928	31.883	148,5	10:08'05.360
2	51.850	41.834	36.443	26.074	2'36.201P	142,6	10:15'19.784	2	29.490	39.837	35.020	26.631	2'10.978	180,1	10:10'16.338
3	28.806	39.241	34.469	25.868	2'08.384	183,5	10:17'28.168	3	28.555	38.949	34.364	26.047	2'07.915	187,6	10:12'24.253
4	28.423	39.149	34.150	25.797	2'07.519	187,0	10:19'35.687	4	28.855	40.081	40.965	26.476	2'16.377	184,4	10:14'40.630
5	28.908	39.082	34.255	25.855	2'08.100	182,6	10:21'43.787	5	29.507	39.657	39.203	26.274	2'14.641	180,1	10:16'55.271
								6	28.533	39.070	35.138	27.849	2'10.590	186,3	10:19'05.861
								7	28.856	39.266	34.098	25.647	2'07.867	185,1	10:21'13.728
2° 42 M. GARCIA (2'07.547)								8° 64 H. DE CANCELLIS (2'08.162)							
Lap	Seg.1	Seg.2	Seg.3	Seg.4	Lap Time	km/h	Local Time	Lap	Seg.1	Seg.2	Seg.3	Seg.4	Lap Time	km/h	Local Time
1							10:05'12.720	1							10:06'18.944
2	55.304	41.720	39.823	26.612	2'43.459P	153,1	10:07'56.179	2	47.722	41.557	35.658	27.559	2'32.496P	141,3	10:08'51.440
3	29.106	40.565	34.736	25.895	2'10.302	183,8	10:10'06.481	3	29.221	39.544	35.019	25.997	2'09.781	183,8	10:11'01.221
4	29.081	40.571	35.364	2'32.593	4'17.609P	184,7	10:14'24.090	4	29.231	39.372	34.467	25.865	2'08.935	180,4	10:13'10.156
5	48.424	40.299	41.290	28.299	2'38.312P	130,4	10:17'02.402	5	29.122	39.063	34.138	25.839	2'08.162	178,9	10:15'18.318
6	28.836	38.860	34.200	25.651	2'07.547	182,6	10:19'09.949	6	29.212	39.061	34.634	26.385	2'09.292	178,6	10:17'27.610
								7	28.846	38.954	34.301	26.128	2'08.229	180,1	10:19'35.839
								8	28.854	39.154	35.367	26.125	2'09.500	183,8	10:21'45.339
3° 18 M. GONZALEZ (2'07.612)								9° 8 M. PEREZ (2'08.228)							
Lap	Seg.1	Seg.2	Seg.3	Seg.4	Lap Time	km/h	Local Time	Lap	Seg.1	Seg.2	Seg.3	Seg.4	Lap Time	km/h	Local Time
1							10:05'13.792	1							10:06'08.281
2	56.237	41.875	45.396	28.480	2'51.988P	145,5	10:08'05.780	2	53.016	41.389	35.190	26.144	2'35.739P	147,0	10:08'44.020
3	29.056	39.543	34.736	25.900	2'09.235C	181,6	10:10'15.015	3	29.324	39.419	34.440	25.854	2'09.037	180,4	10:10'53.057
4	28.937	39.170	34.503	30.989	2'13.599	182,2	10:12'28.614	4	30.455	39.646	35.240	50.145	2'35.486P	177,5	10:13'28.543
5	28.327	39.049	34.579	25.660	2'07.615	187,3	10:14'36.229	5	54.399	42.304	34.607	25.911	2'37.221P	120,6	10:16'05.764
6	28.822	39.486	46.864	26.270	2'21.442	181,3	10:16'57.671	6	29.315	39.181	34.174	25.770	2'08.440	178,6	10:18'14.204
7	28.179	38.916	34.437	26.080	2'07.612	188,6	10:19'05.283	7	29.122	39.164	34.194	25.748	2'08.228	179,2	10:20'22.432
8	28.277	39.265	34.391	26.123	2'08.056	190,3	10:21'13.339								
4° 28 O. BONOLI (2'07.618)								10° 66 D. OTTEN (2'08.306)							
Lap	Seg.1	Seg.2	Seg.3	Seg.4	Lap Time	km/h	Local Time	Lap	Seg.1	Seg.2	Seg.3	Seg.4	Lap Time	km/h	Local Time
1							10:06'20.461	1							10:04'51.697
2	45.740	41.631	35.670	27.633	2'30.674P	153,5	10:08'51.135	2	1'13.928	48.052	42.078	33.561	3'17.619P	79,0	10:08'09.316
3	29.511	39.663	34.741	25.976	2'09.891	179,8	10:11'01.026	3	29.867	39.862	35.178	26.104	2'11.011		10:10'20.327
4	29.522	39.398	34.556	25.929	2'09.405	179,2	10:13'10.431	4	29.750	39.683	34.580	25.999	2'10.012	183,2	10:12'30.339
5	28.920	39.079	34.219	25.772	2'07.990	182,6	10:15'18.421	5	28.954	39.297	34.780	26.468	2'09.499		10:14'39.838
6	28.971	39.027	34.431	25.854	2'08.283	178,9	10:17'26.704	6	28.640	39.126	34.691	25.849	2'08.306	189,3	10:16'48.144
7	29.219	39.607	34.727	26.065	2'09.618	177,5	10:19'36.322	7	31.640	41.743	36.897	28.022	2'18.302	146,8	10:19'06.446
8	28.757	38.866	34.349	25.646	2'07.618	182,9	10:21'43.940	8	29.184	39.435	35.215	26.669	2'10.503C		10:21'16.949
5° 41 J. JAHNIG (2'07.703)								11° 15 M. BASTIANELLI (2'08.348)							
Lap	Seg.1	Seg.2	Seg.3	Seg.4	Lap Time	km/h	Local Time	Lap	Seg.1	Seg.2	Seg.3	Seg.4	Lap Time	km/h	Local Time
1							10:05'36.592	1							10:05'20.478
2	57.067	42.801	35.837	26.331	2'42.036P	141,8	10:08'18.628	2	1'41.121	41.348	35.213	26.295	3'23.977P	74,1	10:08'44.455
3	28.553	39.110	34.629	25.955	2'08.247	186,3	10:10'26.875	3	29.233	39.365	34.681	25.834	2'09.113	182,2	10:10'53.568
4	28.425	39.492	34.303	25.967	2'08.187	186,7	10:12'35.062	4	29.247	39.428	38.102	1'44.368	3'31.145P	183,2	10:14'24.713
5	28.691	39.104	34.171	25.737	2'07.703	184,4	10:14'42.765	5	47.924	40.334	35.140	28.040	2'31.438P	132,6	10:16'56.151
6	29.378	41.922	36.116	27.225	2'14.641	187,0	10:16'57.406	6	28.777	38.850	35.426	26.879	2'09.932	184,1	10:19'06.083
7	28.316	38.890	34.427	26.133	2'07.766	186,3	10:19'05.172	7	28.716	39.292	34.478	25.862	2'08.348	189,3	10:21'14.431
8	28.265	39.143	34.175	26.259	2'07.842	188,9	10:21'13.014								
6° 55 G. HENDRA PRATAMA (2'07.859)								12° 6 R. SCHOTMAN (2'08.586)							
Lap	Seg.1	Seg.2	Seg.3	Seg.4	Lap Time	km/h	Local Time	Lap	Seg.1	Seg.2	Seg.3	Seg.4	Lap Time	km/h	Local Time
1							10:08'01.587	1			41.066	41.995	31.327	152,2	10:08'10.458
2	48.154	39.897	37.495	25.791	2'31.337P	137,8	10:10'32.924	2	29.562	39.515	34.702	26.350	2'10.129	188,0	10:10'20.587
3	28.971	39.133	34.901	25.714	2'08.719	182,6	10:12'41.643	3	29.316	39.538	34.468	25.936	2'09.258	187,0	10:12'29.845
4	28.942	39.501	34.579	25.620	2'08.642C	181,6	10:14'50.285	4	28.811	39.282	34.522	25.971	2'08.586	185,4	10:14'38.431
5	29.122	39.520	34.941	27.236	2'10.819	179,8	10:17'01.104	5	28.601	39.152	40.420	27.450	2'15.623	188,9	10:16'54.054
6	28.820	39.004	34.353	25.682	2'07.859	181,3	10:19'08.963	6	28.773	39.217	35.164	26.136	2'09.290	184,4	10:19'03.344
7	28.505	39.511	34.779	26.255	2'09.050	185,4	10:21'18.013	7	29.308	44.981	35.022	25.859	2'15.170	181,0	10:21'18.514

11/05/2019 P = Pits In/Out - C = Lap Time Cancelled

These data/results cannot be reproduced, stored and/or transmitted in whole or in part by any manner of electronic, mechanical, photocopying, recording, broadcasting or otherwise now known or herein after developed without the previous express consent by the copyright owner, except for reproduction in daily press and regular printed publications on sale to the public within 60 days of the event related to those data/results and always provided that copyright symbol appears together as follows below.

© DORNA WSBK ORGANIZATION Srl 2019



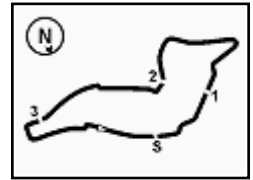
Official Fuel Supplier



Official Tyre Supplier



Official Timekeeper



Pirelli Italian Round, 10-12 May 2019

Chronological Analysis Free Practice 3rd Session Gr.A

Imola Circuit 4.936 m

2 / 3

13° 4 E. VOCINO (2'08.627)							
Lap	Seg.1	Seg.2	Seg.3	Seg.4	Lap Time	km/h	Local Time
1							10:05'15.381
2	55.156	42.143	45.343	30.307	2'52.949P	145,5	10:08'08.330
3	29.094	39.057	34.560	26.202	2'08.913	185,4	10:10'17.243
4	28.581	39.430	34.640	25.976	2'08.627	188,3	10:12'25.870
5	29.178	39.089	38.207	25.757	2'12.231	178,3	10:14'38.101
6	28.972	39.241	38.269	30.239	2'16.721	179,5	10:16'54.822
7	28.833	39.041	35.067	26.538	2'09.479	181,3	10:19'04.301
8	29.151	39.222	34.396	26.186	2'08.955	178,0	10:21'13.256

2	29.604	39.980	35.234	26.325	2'11.143	181,0	10:10'17.428
3	28.589	40.213	35.575	26.249	2'10.626	189,6	10:12'28.054
4	28.874	40.035	35.820	26.420	2'11.149C	188,0	10:14'39.203
5	28.751	39.555	34.920	26.037	2'09.263	182,9	10:16'48.466
6	29.430	43.519	36.232	26.845	2'16.026	178,6	10:19'04.492
7	29.078	39.618	34.471	25.909	2'09.076	181,0	10:21'13.568

14° 7 T. KAWAKAMI (2'08.710)							
Lap	Seg.1	Seg.2	Seg.3	Seg.4	Lap Time	km/h	Local Time
1		41.740	44.070	29.391		146,4	10:08'07.610
2	29.140	39.545	34.571	26.038	2'09.294	184,1	10:10'16.904
3	28.837	39.656	34.793	26.034	2'09.320	187,3	10:12'26.224
4	29.081	39.249	37.476	26.487	2'12.293	184,1	10:14'38.517
5	28.812	39.240	34.669	25.989	2'08.710	186,3	10:16'47.227
6	31.565	45.499	35.445	27.471	2'19.980	176,3	10:19'07.207
7	29.658	40.059	35.276	25.826	2'10.819	185,7	10:21'18.026

20° 2 L. DOTI (2'09.420)							
Lap	Seg.1	Seg.2	Seg.3	Seg.4	Lap Time	km/h	Local Time
1							10:04'52.993
2	1'19.398	42.138	43.314	29.119	3'13.969P	143,7	10:08'06.962
3	29.149	39.583	34.694	26.232	2'09.658	181,0	10:10'16.620
4	29.018	40.723	35.284	26.164	2'11.189	181,3	10:12'27.809
5	29.111	39.612	34.786	25.911	2'09.420	179,2	10:14'37.229
6	29.393	40.159	38.250	29.989	2'17.791	177,2	10:16'55.020
7	28.951	39.314	36.582	27.160	2'12.007	181,9	10:19'07.027
8	29.686	39.855	35.422	26.298	2'11.261	181,3	10:21'18.288

15° 71 T. EDWARDS (2'08.837)							
Lap	Seg.1	Seg.2	Seg.3	Seg.4	Lap Time	km/h	Local Time
1		41.231	45.027	29.032		151,8	10:08'06.545
2	28.911	39.472	34.719	25.842	2'08.944	185,1	10:10'15.489
3	28.767	39.115	34.392	25.822	2'08.096C	183,2	10:12'23.585
4	29.461	39.954	39.279	26.584	2'15.278	179,2	10:14'38.863
5	28.517	39.602	41.169	30.308	2'19.596	187,3	10:16'58.459
6	28.587	39.827	34.578	26.054	2'09.046	182,2	10:19'07.505
7	28.544	39.112	35.272	25.909	2'08.837	190,9	10:21'16.342

21° 47 F. HERNANDEZ MOYANO (2'09.504)							
Lap	Seg.1	Seg.2	Seg.3	Seg.4	Lap Time	km/h	Local Time
1							10:04'54.517
2	1'15.607	42.023	43.868	30.405	3'11.903P	149,3	10:08'06.420
3	29.294	39.492	34.699	26.019	2'09.504	182,9	10:10'15.924
4	28.759	38.881	34.428	27.678	2'09.746	186,3	10:12'25.670
5	6'31.636	41.451	36.313	26.357	8'15.757	146,8	10:20'41.427

16° 11 K. ARDUINI (2'08.855)							
Lap	Seg.1	Seg.2	Seg.3	Seg.4	Lap Time	km/h	Local Time
1							10:05'16.756
2	54.587	42.490	44.066	29.277	2'50.420P	147,0	10:08'07.176
3	29.038	40.373	34.963	26.066	2'10.440	183,8	10:10'17.616
4	28.862	39.374	34.729	25.890	2'08.855	183,8	10:12'26.471

22° 16 M. LUNA BAYEN (2'09.643)							
Lap	Seg.1	Seg.2	Seg.3	Seg.4	Lap Time	km/h	Local Time
1							10:05'37.283
2	51.432	47.256	36.875	26.421	2'41.984P	145,7	10:08'19.267
3	28.784	40.160	35.099	26.079	2'10.122	185,7	10:10'29.389
4	28.729	39.547	44.803	29.084	2'22.163	184,1	10:12'51.552
5	29.298	39.853	34.880	26.273	2'10.304	181,9	10:15'01.856
6	28.921	39.714	35.120	26.263	2'10.018	182,2	10:17'11.874
7	28.790	39.583	34.908	26.362	2'09.643	180,7	10:19'21.517
8	28.889	39.962	34.996	26.332	2'10.179	183,5	10:21'31.696

17° 13 D. IOZZO (2'08.950)							
Lap	Seg.1	Seg.2	Seg.3	Seg.4	Lap Time	km/h	Local Time
1		47.799	43.277	34.482		124,4	10:08'08.879
2	29.609	40.661	35.304	26.499	2'12.073	182,9	10:10'20.952
3	29.136	39.878	34.743	25.969	2'09.726	185,7	10:12'30.678
4	28.749	39.454	34.697	26.964	2'09.864	186,0	10:14'40.542
5	29.401	39.668	35.117	26.566	2'10.752	178,9	10:16'51.294
6	31.867	40.316	34.983	27.487	2'14.653	156,9	10:19'05.947
7	29.004	39.391	34.365	26.190	2'08.950	185,4	10:21'14.897

23° 91 G. MORA (2'10.289)							
Lap	Seg.1	Seg.2	Seg.3	Seg.4	Lap Time	km/h	Local Time
1		41.929	39.920	34.879		149,9	10:08'08.088
2	29.663	40.052	35.105	26.789	2'11.609	178,0	10:10'19.697
3	30.486	39.920	34.856	26.104	2'11.366	176,9	10:12'31.063
4	29.152	40.118	34.780	26.321	2'10.371	179,5	10:14'41.434
5	29.161	39.846	34.885	26.397	2'10.289	181,6	10:16'51.723
6	31.701	43.827	34.723	26.273	2'16.524	176,3	10:19'08.247
7	29.252	39.688	35.644	26.114	2'10.698	177,2	10:21'18.945

18° 17 K. MEUFFELS (2'09.049)							
Lap	Seg.1	Seg.2	Seg.3	Seg.4	Lap Time	km/h	Local Time
1							10:05'14.584
2	54.020	41.447	37.113	27.528	2'40.108P	154,4	10:07'54.692
3	29.330	40.377	35.428	26.187	2'11.322	182,9	10:10'06.014
4	29.496	39.476	37.058	29.582	2'15.612	181,0	10:12'21.626
5	30.473	41.264	39.305	27.077	2'18.119	176,3	10:14'39.745
6	28.883	39.247	34.753	26.166	2'09.049	186,3	10:16'48.794
7	29.012	42.783	36.872	27.582	2'16.249	186,0	10:19'05.043
8	29.027	39.464	34.731	26.447	2'09.669	187,6	10:21'14.712

24° 23 P. GIACOMINI (2'11.507)							
Lap	Seg.1	Seg.2	Seg.3	Seg.4	Lap Time	km/h	Local Time
1							10:05'38.989
2	50.548	43.282	37.470	27.185	2'38.485P	149,9	10:08'17.474
3	29.957	40.930	35.668	26.570	2'13.125	179,8	10:10'30.599
4	29.751	40.544	35.672	26.485	2'12.452	180,4	10:12'43.051
5	29.489	40.408	35.371	26.520	2'11.788	180,1	10:14'54.839
6	29.572	40.336	35.129	26.470	2'11.507	178,3	10:17'06.346
7	29.581	40.310	35.464	27.099	2'12.454	183,8	10:19'18.800
8	30.239	40.365	35.191	26.613	2'12.408	178,9	10:21'31.208

19° 52 O. KÖNIG (2'09.076)							
Lap	Seg.1	Seg.2	Seg.3	Seg.4	Lap Time	km/h	Local Time
1		43.981	39.526	33.568		93,4	10:08'06.285

25° 19 B. MOLINA (2'12.291)							
Lap	Seg.1	Seg.2	Seg.3	Seg.4	Lap Time	km/h	Local Time
1							10:04'55.306
2	1'07.089	45.175	38.045	29.039	2'59.348P	129,1	10:07'54.654

11/05/2019 P = Pits In/Out - C = Lap Time Cancelled

These data/results cannot be reproduced, stored and/or transmitted in whole or in part by any manner of electronic, mechanical, photocopying, recording, broadcasting or otherwise now known or herein after developed without the previous express consent by the copyright owner, except for reproduction in daily press and regular printed publications on sale to the public within 60 days of the event related to those data/results and always provided that copyright symbol appears together as follows below.

© DORNA WSBK ORGANIZATION Srl 2019



Official Fuel Supplier

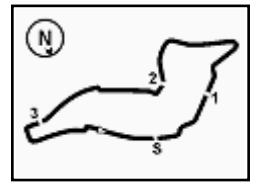


FKR PERGOIA TIMING

Official Tyre Supplier



Official Timekeeper



Imola Circuit 4.936 m

3 / 3

Pirelli Italian Round, 10-12 May 2019

Chronological Analysis Free Practice 3rd Session Gr.A

3	30.347	41.530	36.340	27.433	2'15.650	179,8	10:10'10.304
4	30.391	41.241	36.231	27.599	2'15.462	177,2	10:12'25.766
5	30.297	40.740	35.999	27.752	2'14.788	178,0	10:14'40.554
6	29.499	40.739	35.282	26.771	2'12.291	182,6	10:16'52.845
7	29.632	39.961	35.455	29.091	2'14.139	179,2	10:19'06.984
8	29.627	40.170	36.421	26.767	2'12.985	183,8	10:21'19.969

26° 84 K. ALOISI (2'12.534)							
Lap	Seg.1	Seg.2	Seg.3	Seg.4	Lap Time	km/h	Local Time
1							10:05'13.619
2	55.331	47.071	40.346	33.054	2'55.802P	134,4	10:08'09.421
3	30.663	41.821	36.202	27.159	2'15.845	178,9	10:10'25.266
4	30.218	40.956	35.679	26.844	2'13.697	178,3	10:12'38.963
5	30.072	41.338	35.522	26.862	2'13.794	177,8	10:14'52.757
6	30.144	40.947	35.513	26.602	2'13.206	178,0	10:17'05.963
7	30.230	40.322	35.410	26.572	2'12.534	177,5	10:19'18.497

27° 33 K. HARTMANN (2'12.932)							
Lap	Seg.1	Seg.2	Seg.3	Seg.4	Lap Time	km/h	Local Time
1							10:04'52.855
2	1'11.967	44.550	36.515	27.713	3'00.745P	79,3	10:07'53.600
3	30.297	40.773	35.967	26.991	2'14.028	176,0	10:10'07.628
4	29.622	40.444	35.692	27.681	2'13.439	179,8	10:12'21.067
5	29.765	40.818	36.029	26.931	2'13.543	176,0	10:14'34.610
6	29.814	40.405	35.791	27.195	2'13.205	175,4	10:16'47.815
7	29.839	40.917	35.775	26.916	2'13.447	177,5	10:19'01.262
8	29.757	40.135	35.565	27.475	2'12.932	174,9	10:21'14.194

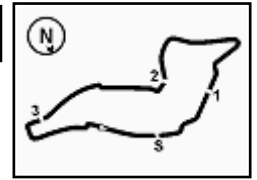
28° 9 S. NAUD (2'14.761)							
Lap	Seg.1	Seg.2	Seg.3	Seg.4	Lap Time	km/h	Local Time
1							10:06'10.280
2	51.207	44.230	37.885	28.958	2'42.280P	143,7	10:08'52.560
3	30.718	42.442	36.872	27.923	2'17.955	182,2	10:11'10.515
4	30.855	42.012	36.580	27.889	2'17.336	178,9	10:13'27.851
5	30.576	42.191	36.273	27.511	2'16.551	178,3	10:15'44.402
6	30.345	41.759	36.169	27.610	2'15.883	177,8	10:18'00.285
7	30.125	41.387	35.973	27.276	2'14.761	177,8	10:20'15.046

11/05/2019 P = Pits In/Out - C = Lap Time Cancelled

These data/results cannot be reproduced, stored and/or transmitted in whole or in part by any manner of electronic, mechanical, photocopying, recording, broadcasting or otherwise now known or herein after developed without the previous express consent by the copyright owner, except for reproduction in daily press and regular printed publications on sale to the public within 60 days of the event related to those data/results and always provided that copyright symbol appears together as follows below.

© DORNA WSBK ORGANIZATION Srl 2019

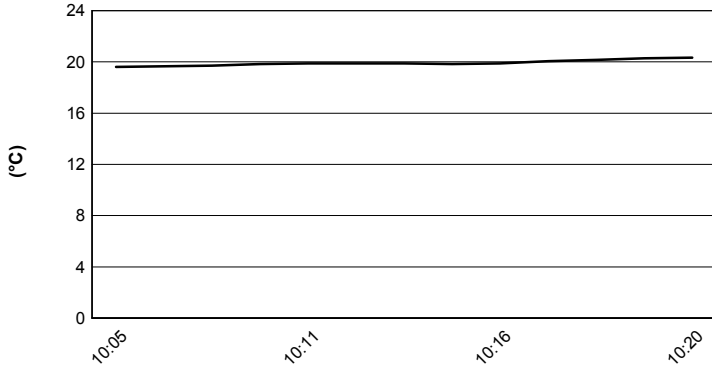




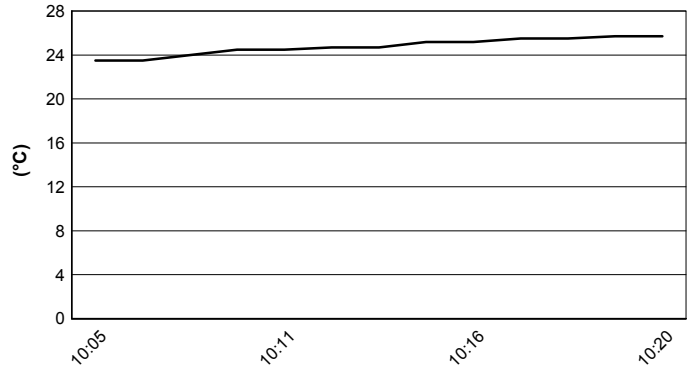
Imola Circuit 4.936 m

Pirelli Italian Round, 10-12 May 2019
Weather Report Free Practice 3rd Session Gr.A
Session started 10:05 - Session ended 10:21

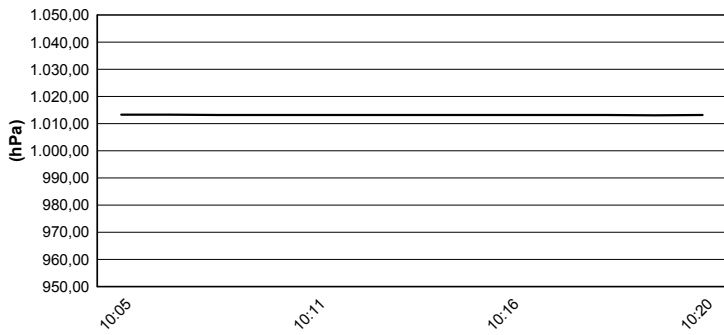
Air Temperature



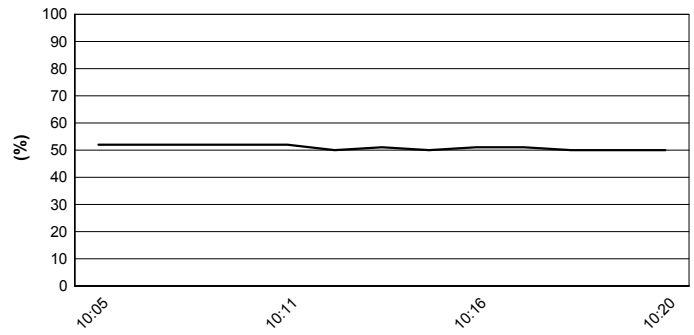
Track Temperature



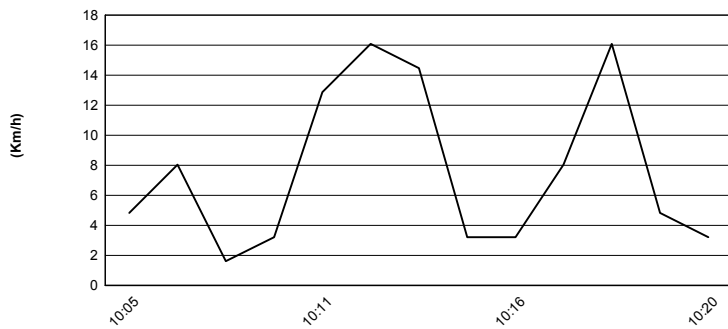
Air Pressure



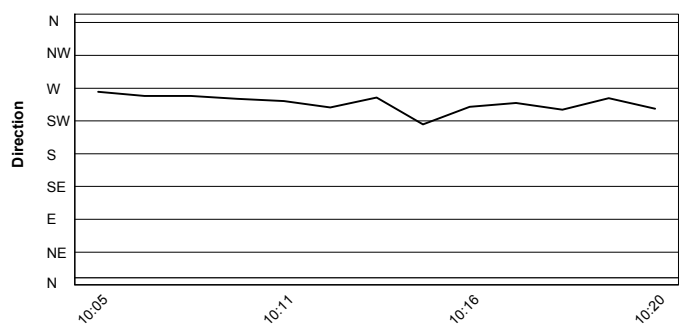
Humidity



Wind Speed



Wind Direction



11/05/2019

These data/results cannot be reproduced, stored and/or transmitted in whole or in part by any manner of electronic, mechanical, photocopying, recording, broadcasting or otherwise now known or herein after developed without the previous express consent by the copyright owner, except for reproduction in daily press and regular printed publications on sale to the public within 60 days of the event related to those data/results and always provided that copyright symbol appears together as follows below.

© DORNA WSBK ORGANIZATION Srl 2019



Official Fuel Supplier



FICR PERUGIA TIMING

Official Tyre Supplier



Official Timekeeper