

Imola Circuit 4.936 m

1 / 4

Pirelli Italian Round, 10-12 May 2019

Chronological Analysis Warm Up

1° 42 M. GARCIA (2'11.613)							
Lap	Seg.1	Seg.2	Seg.3	Seg.4	Lap Time	km/h	Local Time
1							9:53'51.193
2	52.034	46.132	39.358	3'52.471	6'09.995P	146,4	10:00'01.188
3	44.448	43.210	36.946	26.570	2'31.174P	150,5	10:02'32.362
4	29.286	41.360	36.281	26.268	2'13.195	188,9	10:04'45.557
5	29.135	41.220	35.212	26.046	2'11.613	182,2	10:06'57.170

2° 64 H. DE CANCELLIS (2'12.097)							
Lap	Seg.1	Seg.2	Seg.3	Seg.4	Lap Time	km/h	Local Time
1							9:50'45.130
2	57.167	51.284	41.644	30.478	3'00.573P	132,6	9:53'45.703
3	31.185	43.149	37.388	27.096	2'18.818	176,9	9:56'04.521
4	30.277	41.325	36.147	26.777	2'14.526	175,7	9:58'19.047
5	29.666	40.702	35.793	26.646	2'12.807	177,2	10:00'31.854
6	29.564	40.819	35.709	26.683	2'12.775	178,6	10:02'44.629
7	29.620	40.880	35.618	26.547	2'12.665	178,0	10:04'57.294
8	29.467	40.687	35.395	26.548	2'12.097	178,6	10:07'09.391

3° 95 S. DEROUÉ (2'12.622)							
Lap	Seg.1	Seg.2	Seg.3	Seg.4	Lap Time	km/h	Local Time
1							9:49'14.926
2	1'20.186	46.398	40.717	31.441	3'18.742P	148,7	9:52'33.668
3	30.900	42.841	37.608	27.781	2'19.130	185,4	9:54'52.798
4	29.528	42.403	36.843	27.321	2'16.095	186,3	9:57'08.893
5	29.687	41.577	36.293	27.070	2'14.627	180,7	9:59'23.520
6	30.534	42.127	36.102	28.209	2'16.972	181,0	10:01'40.492
7	28.937	41.068	35.945	26.672	2'12.622	189,3	10:03'53.114
8	29.643	41.763	36.307	27.661	2'15.374	180,4	10:06'08.488

4° 1 A. CARRASCO (2'12.929)							
Lap	Seg.1	Seg.2	Seg.3	Seg.4	Lap Time	km/h	Local Time
1							9:45'10.113
2					3'10.024P		9:48'20.137
3	2'22.114	47.351	40.090	29.070	4'18.625P	130,1	9:52'38.762
4	30.685	42.649	37.640	27.823	2'18.797	184,7	9:54'57.559
5	29.665	41.834	36.808	27.340	2'15.647	187,0	9:57'13.206
6	29.510	41.591	36.263	27.272	2'14.636	184,7	9:59'27.842
7	29.249	41.478	36.151	27.106	2'13.984	190,9	10:01'41.826
8	29.481	41.424	36.387	26.758	2'14.050	188,3	10:03'55.876
9	29.213	41.428	35.600	26.688	2'12.929	187,3	10:06'08.805

5° 7 T. KAWAKAMI (2'13.080)							
Lap	Seg.1	Seg.2	Seg.3	Seg.4	Lap Time	km/h	Local Time
1							9:50'12.857
2	53.281	49.210	40.437	29.917	2'52.845P	139,1	9:53'05.702
3	31.962	44.285	37.972	28.134	2'22.353	175,4	9:55'28.055
4	30.751	42.576	37.098	27.569	2'17.994	177,2	9:57'46.049
5	30.147	41.769	36.728	27.071	2'15.715	177,8	10:00'01.764
6	29.883	41.599	36.042	26.749	2'14.273	178,3	10:02'16.037
7	29.414	41.716	35.960	26.497	2'13.587	184,1	10:04'29.624
8	29.466	40.927	35.976	26.711	2'13.080	179,8	10:06'42.704

6° 52 O. KÖNIG (2'13.228)							
Lap	Seg.1	Seg.2	Seg.3	Seg.4	Lap Time	km/h	Local Time
1							9:49'50.253
2	55.246	46.434	39.448	29.215	2'50.343P	142,4	9:52'40.596
3	30.782	42.949	37.344	27.694	2'18.769	180,4	9:54'59.365
4	29.967	42.016	36.756	27.280	2'16.019	181,9	9:57'15.384
5	29.736	41.952	36.474	27.180	2'15.342	182,9	9:59'30.726
6	29.679	41.426	36.090	27.407	2'14.242	182,6	10:01'44.968
7	30.036	41.389	36.197	26.903	2'14.525	179,8	10:03'59.493

8	29.533	40.935	35.864	26.896	2'13.228	181,3	10:06'12.721
---	---------------	---------------	---------------	---------------	-----------------	-------	--------------

7° 55 G. HENDRA PRATAMA (2'13.297)							
Lap	Seg.1	Seg.2	Seg.3	Seg.4	Lap Time	km/h	Local Time
1							9:49'10.921
2	1'29.377	45.684	40.381	31.785	3'27.227P	144,5	9:52'38.148
3	30.542	42.827	37.784	29.355	2'20.508	180,1	9:54'58.656
4	30.219	42.725	36.889	27.417	2'17.250	180,1	9:57'15.906
5	30.082	41.699	36.608	27.216	2'15.605	181,6	9:59'31.511
6	29.890	41.124	35.919	26.754	2'13.687	185,7	10:01'45.198
7	29.699	41.351	35.842	26.685	2'13.577	184,7	10:03'58.775
8	29.886	41.019	35.590	26.802	2'13.297	180,7	10:06'12.072

8° 88 B. IERACI (2'13.351)							
Lap	Seg.1	Seg.2	Seg.3	Seg.4	Lap Time	km/h	Local Time
1							9:49'51.326
2	52.252	45.730	39.003	29.140	2'46.125P	149,5	9:52'37.451
3	30.620	43.292	37.041	27.843	2'18.796	182,9	9:54'56.247
4	29.783	41.704	36.565	27.546	2'15.598	186,7	9:57'11.845
5	29.730	41.270	36.415	27.417	2'14.832	184,1	9:59'26.677
6	29.460	41.101	36.033	27.106	2'13.700	185,4	10:01'40.377
7	29.165	41.262	36.051	26.873	2'13.351	188,9	10:03'53.728
8	29.342	41.255	36.205	27.142	2'13.944	181,3	10:06'07.672

9° 8 M. PEREZ (2'13.649)							
Lap	Seg.1	Seg.2	Seg.3	Seg.4	Lap Time	km/h	Local Time
1							9:49'33.352
2	1'07.952	46.432	38.906	29.942	3'03.232P	135,8	9:52'36.584
3	30.875	43.041	37.169	28.210	2'19.295	186,0	9:54'55.879
4	30.127	42.073	36.661	28.320	2'17.181	183,8	9:57'13.060
5	30.028	41.728	36.347	27.242	2'15.345	180,4	9:59'28.405
6	29.701	41.616	36.205	27.174	2'14.696	183,2	10:01'43.101
7	29.540	41.523	35.821	27.368	2'14.252	185,1	10:03'57.353
8	29.436	41.370	35.823	27.020	2'13.649	186,7	10:06'11.002

10° 71 T. EDWARDS (2'13.726)							
Lap	Seg.1	Seg.2	Seg.3	Seg.4	Lap Time	km/h	Local Time
1							9:49'00.022
2	1'35.868	46.636	40.426	30.361	3'33.291P	138,4	9:52'33.313
3	31.240	43.288	37.780	28.407	2'20.715	180,4	9:54'54.028
4	29.870	42.284	37.633	27.554	2'17.341	182,6	9:57'11.369
5	29.516	41.548	36.741	27.709	2'15.514	186,3	9:59'26.883
6	29.624	41.614	36.342	27.159	2'14.739	185,4	10:01'41.622
7	29.548	41.134	36.396	26.934	2'14.012	188,9	10:03'55.634
8	29.604	41.484	35.861	26.777	2'13.726	181,9	10:06'09.360

11° 18 M. GONZALEZ (2'13.806)							
Lap	Seg.1	Seg.2	Seg.3	Seg.4	Lap Time	km/h	Local Time
1							9:49'07.812
2	1'30.770	46.623	39.244	29.696	3'26.333P	119,2	9:52'34.145
3	30.905	43.267	37.320	28.219	2'19.711	180,7	9:54'53.856
4	30.149	43.200	37.047	27.773	2'18.169	181,0	9:57'12.025
5	29.708	41.854	36.677	27.354	2'15.593	184,7	9:59'27.618
6	29.558	41.731	36.341	27.316	2'14.946	186,7	10:01'42.564
7	29.366	41.443	36.079	26.918	2'13.806	188,3	10:03'56.370
8	29.123	41.606	36.240	27.050	2'14.019	189,6	10:06'10.389

12° 3 M. PEDENEAU (2'13.936)							
Lap	Seg.1	Seg.2	Seg.3	Seg.4	Lap Time	km/h	Local Time
1							9:50'44.582
2	1'01.234	48.111	40.829	29.609	2'59.783P	99,1	9:53'44.365
3	31.703	43.713	38.016	27.470	2'20.902	176,0	9:56'05.267

12/05/2019 P = Pits In/Out - C = Lap Time Cancelled

These data/results cannot be reproduced, stored and/or transmitted in whole or in part by any manner of electronic, mechanical, photocopying, recording, broadcasting or otherwise now known or herein after developed without the previous express consent by the copyright owner, except for reproduction in daily press and regular printed publications on sale to the public within 60 days of the event related to those data/results and always provided that copyright symbol appears together as follows below.

© DORNA WSBK ORGANIZATION Srl 2019



Official Fuel Supplier

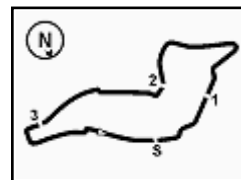


FKR PERGOIA TIMING

Official Tyre Supplier



Official Timekeeper



Imola Circuit 4.936 m

Pirelli Italian Round, 10-12 May 2019

Chronological Analysis Warm Up

2 / 4

4	30.030	41.378	36.364	27.162	2'14.934	181,6	9:58'20.201	1											9:49'37.656
5	29.913	41.051	36.586	27.264	2'14.814	181,0	10:00'35.015	2	1'03.612	46.739	39.301	29.495	2'59.147P	107,7					9:52'36.803
6	29.861	40.999	36.360	27.168	2'14.388	180,1	10:02'49.403	3	30.700	44.092	37.440	27.910	2'20.142	189,3					9:54'56.945
7	29.814	40.872	36.188	27.062	2'13.936	179,5	10:05'03.339	4	29.794	41.488	36.637	28.008	2'15.927	182,2					9:57'12.872

5	29.809	40.829	36.409	27.416	2'14.463	181,3	9:59'27.335	5	29.809	40.829	36.409	27.416	2'14.463	181,3					9:59'27.335
6	29.672	41.691	36.418	27.270	2'15.051	186,0	10:01'42.386	6	29.672	41.691	36.418	27.270	2'15.051	186,0					10:01'42.386
7	29.670	41.145	36.627	27.126	2'14.568	183,2	10:03'56.954	7	29.670	41.145	36.627	27.126	2'14.568	183,2					10:03'56.954
8	29.381	41.383	36.635	27.088	2'14.487	184,7	10:06'11.441	8	29.381	41.383	36.635	27.088	2'14.487	184,7					10:06'11.441

13° 25 A. VERDOIA (2'13.990)

Lap	Seg.1	Seg.2	Seg.3	Seg.4	Lap Time	km/h	Local Time
1							9:50'23.945
2	53.048	47.057	41.627	29.662	2'51.394P	145,3	9:53'15.339
3	32.114	44.663	38.195	28.039	2'23.011	175,7	9:55'38.350
4	30.605	42.968	37.162	27.620	2'18.355	180,1	9:57'56.705
5	30.213	42.087	36.333	27.171	2'15.804	179,2	10:00'12.509
6	29.842	41.352	35.980	26.955	2'14.129	180,7	10:02'26.638
7	29.589	41.110	36.408	26.883	2'13.990	180,7	10:04'40.628
8	31.959	45.035	37.397	27.079	2'21.470	181,6	10:07'02.098

19° 47 F. HERNANDEZ MOYANO (2'14.493)

Lap	Seg.1	Seg.2	Seg.3	Seg.4	Lap Time	km/h	Local Time
1							9:50'17.802
2	53.525	51.703	43.396	29.973	2'58.597P	129,0	9:53'16.399
3	31.305	45.236	38.770	28.970	2'24.281	181,0	9:55'40.680
4	30.556	43.444	37.560	27.744	2'19.304	182,2	9:57'59.984
5	30.410	42.456	36.858	27.170	2'16.894	179,5	10:00'16.878
6	29.954	41.650	36.233	27.044	2'14.881	179,2	10:02'31.759
7	29.826	41.676	36.533	26.458	2'14.493	181,0	10:04'46.252
8	29.736	42.077	36.671	27.076	2'15.560	183,5	10:07'01.812

14° 66 D. OTTEN (2'14.054)

Lap	Seg.1	Seg.2	Seg.3	Seg.4	Lap Time	km/h	Local Time
1							9:49'17.299
2	1'19.528	45.921	39.844	30.126	3'15.419P	145,7	9:52'32.718
3	30.860	43.001	37.768	28.113	2'19.742	183,5	9:54'52.460
4	30.284	42.795	36.827	27.483	2'17.389	184,4	9:57'09.849
5	29.531	41.451	36.702	27.296	2'14.980	188,0	9:59'24.829
6	30.120	41.668	36.333	27.112	2'15.233	178,6	10:01'40.062
7	29.702	41.917	36.516	26.929	2'15.064	181,0	10:03'55.126
8	29.745	41.355	36.029	26.925	2'14.054	181,3	10:06'09.180

20° 36 B. NEILA (2'14.494)

Lap	Seg.1	Seg.2	Seg.3	Seg.4	Lap Time	km/h	Local Time
1							9:50'25.329
2	51.600	47.394	41.741	29.513	2'50.248P	148,0	9:53'15.577
3	31.625	45.197	38.996	29.066	2'24.884	179,8	9:55'40.461
4	30.691	43.319	37.938	27.814	2'19.762	181,0	9:58'00.223
5	30.218	42.755	36.978	27.186	2'17.137	183,8	10:00'17.360
6	29.552	42.191	36.066	26.817	2'14.626	186,3	10:02'31.986
7	29.743	41.719	36.535	26.497	2'14.494	182,6	10:04'46.480
8	29.420	41.887	36.666	27.000	2'14.973	188,6	10:07'01.453

15° 69 J. BUIS (2'14.081)

Lap	Seg.1	Seg.2	Seg.3	Seg.4	Lap Time	km/h	Local Time
1							9:49'17.083
2	1'19.172	45.621	40.554	29.277	3'14.624P	143,7	9:52'31.707
3	30.876	43.145	37.869	27.934	2'19.824	178,6	9:54'51.531
4	30.938	42.472	37.020	27.421	2'17.851	168,1	9:57'09.382
5	29.533	41.524	36.208	27.123	2'14.388	187,6	9:59'23.770
6	30.233	41.531	36.176	26.995	2'14.935	181,0	10:01'38.705
7	30.609	42.077	35.940	26.720	2'15.346	182,9	10:03'54.051
8	29.406	41.323	36.024	27.328	2'14.081	188,0	10:06'08.132

21° 17 K. MEUFFELS (2'14.540)

Lap	Seg.1	Seg.2	Seg.3	Seg.4	Lap Time	km/h	Local Time
1							9:49'54.300
2	1'01.830	45.238	38.725	28.562	2'54.355P	148,0	9:52'48.655
3	30.900	43.467	37.714	28.172	2'20.253	180,1	9:55'08.908
4	30.279	42.407	36.983	27.638	2'17.307	180,7	9:57'26.215
5	30.108	41.590	36.493	27.355	2'15.546	180,1	9:59'41.761
6	29.817	41.408	36.159	27.444	2'14.828	181,9	10:01'56.589
7	29.856	41.363	36.184	27.137	2'14.540	180,4	10:04'11.129
8	29.861	41.096	37.782	28.175	2'16.914	179,5	10:06'28.043

16° 14 E. DE LA VEGA (2'14.119)

Lap	Seg.1	Seg.2	Seg.3	Seg.4	Lap Time	km/h	Local Time
1							9:48'58.265
2	1'39.747	46.183	39.093	29.608	3'34.631P	140,7	9:52'32.896
3	30.535	43.544	37.984	28.183	2'20.246	185,4	9:54'53.142
4	29.853	42.845	37.040	27.475	2'17.213	186,0	9:57'10.355
5	29.831	41.997	36.802	27.522	2'16.152	182,6	9:59'26.507
6	29.773	41.690	36.263	27.168	2'14.894	184,7	10:01'41.401
7	29.779	41.719	36.388	27.260	2'15.146	186,3	10:03'56.547
8	29.273	41.622	36.151	27.073	2'14.119	190,6	10:06'10.666

22° 97 M. KAPPLER (2'14.661)

Lap	Seg.1	Seg.2	Seg.3	Seg.4	Lap Time	km/h	Local Time
1							9:49'55.533
2	1'00.751	47.751	39.557	28.996	2'57.055P	147,6	9:52'52.588
3	31.499	44.238	38.063	27.610	2'21.410	181,3	9:55'13.998
4	30.730	42.184	37.017	27.424	2'17.355	180,7	9:57'31.353
5	30.402	42.090	36.880	27.334	2'16.706	180,1	9:59'48.059
6	30.239	41.640	36.428	26.927	2'15.234	179,8	10:02'03.293
7	29.737	41.520	36.262	27.142	2'14.661	181,0	10:04'17.954
8	29.977	41.975	36.488	26.887	2'15.327	180,4	10:06'33.281

17° 6 R. SCHOTMAN (2'14.257)

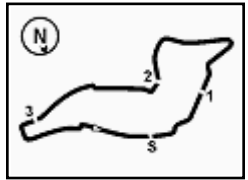
Lap	Seg.1	Seg.2	Seg.3	Seg.4	Lap Time	km/h	Local Time
1							9:49'21.732
2	1'16.306	45.707	39.083	29.287	3'10.383P	141,6	9:52'32.115
3	30.840	43.252	37.899	27.965	2'19.956	184,4	9:54'52.071
4	30.230	42.800	36.671	27.343	2'17.044	184,7	9:57'09.115
5	29.700	41.462	36.403	27.510	2'15.075	179,8	9:59'24.190
6	29.914	41.545	36.192	27.250	2'14.901	185,7	10:01'39.091
7	29.878	41.678	35.974	26.964	2'14.494	186,7	10:03'53.585
8	29.668	41.399	35.964	27.226	2'14.257	182,2	10:06'07.842

23° 41 J. JAHNIG (2'14.692)

Lap	Seg.1	Seg.2	Seg.3	Seg.4	Lap Time	km/h	Local Time
1							9:50'00.146
2	55.034	49.147	40.087	30.295	2'54.563P	146,4	9:52'54.709
3	31.186	44.335	38.126	28.781	2'22.428	181,9	9:55'17.137
4	30.863	43.636	37.391	28.333	2'20.223	182,6	9:57'37.360
5	30.262	43.050	37.119	27.896	2'18.327	181,3	9:59'55.687
6	29.933	42.303	36.699	28.000	2'16.935	180,7	10:02'12.622
7	29.992	41.652	36.878	27.293	2'15.815	179,5	10:04'28.437

18° 21 B. SANCHEZ (2'14.463)

Lap	Seg.1	Seg
-----	-------	-----



Pirelli Italian Round, 10-12 May 2019

Chronological Analysis Warm Up

Imola Circuit 4.936 m

3 / 4

8 **29.844** **41.558** **36.157** **27.133** **2'14.692** 179,8 10:06'43.129

7 **29.876** **41.675** **36.392** 27.577 **2'15.520** **177,2** 10:04'12.498
8 31.164 42.834 37.528 27.997 2'19.523 174,3 10:06'32.021

24° 27 F. ROVELLI (2'14.816)							
Lap	Seg.1	Seg.2	Seg.3	Seg.4	Lap Time	km/h	Local Time
1							9:49'00.055
2	1'36.444	45.793	40.259	29.626	3'32.122P	142,4	9:52'32.177
3	30.991	42.715	37.729	27.619	2'19.054	183,5	9:54'51.231
4	30.544	44.235	37.591	27.411	2'19.781	172,4	9:57'11.012
5	29.885	42.027	38.714	28.007	2'18.633	183,5	9:59'29.645
6	31.877	42.083	36.699	26.968	2'17.627	173,7	10:01'47.272
7	29.874	41.580	36.512	26.850	2'14.816	181,6	10:04'02.088

30° 91 G. MORA (2'15.866)							
Lap	Seg.1	Seg.2	Seg.3	Seg.4	Lap Time	km/h	Local Time
1							9:51'37.100
2	55.078	47.896	40.236	29.963	2'53.173P	139,6	9:54'30.273
3	32.643	44.945	38.966	28.751	2'25.305	170,5	9:56'55.578
4	31.764	43.686	38.120	28.205	2'21.775	173,2	9:59'17.353
5	31.088	43.358	37.729	28.279	2'20.454	171,5	10:01'37.807
6	31.019	42.756	37.869	27.849	2'19.493	174,0	10:03'57.300
7	30.011	41.903	36.711	27.241	2'15.866	183,2	10:06'13.166

25° 4 E. VOCINO (2'14.859)							
Lap	Seg.1	Seg.2	Seg.3	Seg.4	Lap Time	km/h	Local Time
1							9:49'08.198
2	1'31.574	46.822	39.517	29.740	3'27.653P	131,2	9:52'35.851
3	30.755	42.562	37.170	28.149	2'18.636	181,0	9:54'54.487
4	29.825	42.210	36.803	27.460	2'16.298	183,8	9:57'10.785
5	29.857	41.651	36.484	27.339	2'15.331	183,5	9:59'26.116
6	29.922	41.383	36.213	27.341	2'14.859	181,9	10:01'40.975
7	29.458	41.477	36.989	27.322	2'15.246	184,4	10:03'56.221
8	29.766	41.561	38.392	27.701	2'17.420C	185,7	10:06'13.641

31° 20 D. LOUREIRO (2'16.525)							
Lap	Seg.1	Seg.2	Seg.3	Seg.4	Lap Time	km/h	Local Time
1							9:50'35.586
2	50.046	46.759	40.395	30.146	2'47.346P	139,6	9:53'22.932
3	31.845	45.287	39.365	28.823	2'25.320	171,3	9:55'48.252
4	30.859	44.042	38.804	28.192	2'21.897	178,0	9:58'10.149
5	30.318	43.096	38.359	28.162	2'19.935	178,0	10:00'30.084
6	30.037	43.146	37.725	29.491	2'20.399	176,6	10:02'50.483
7	29.702	41.969	37.361	27.493	2'16.525	180,1	10:05'07.008

26° 13 D. IOZZO (2'14.959)							
Lap	Seg.1	Seg.2	Seg.3	Seg.4	Lap Time	km/h	Local Time
1							9:49'11.810
2	1'23.751	46.193	40.258	29.490	3'19.692P	143,0	9:52'31.502
3	31.216	43.293	37.859	27.949	2'20.317	175,4	9:54'51.819
4	30.060	43.527	36.748	27.521	2'17.856	183,5	9:57'09.675
5	29.962	41.472	36.638	27.247	2'15.319	184,1	9:59'24.994
6	29.874	41.528	36.277	27.280	2'14.959	178,9	10:01'39.953
7	29.938	41.960	36.551	27.164	2'15.613	178,0	10:03'55.566
8	29.851	41.462	37.826	27.125	2'16.264C	180,1	10:06'11.830

32° 85 K. SABATUCCI (2'16.555)							
Lap	Seg.1	Seg.2	Seg.3	Seg.4	Lap Time	km/h	Local Time
1							9:49'28.942
2	2'25.034	51.409	41.156	29.741	4'27.340P	145,5	9:53'56.282
3	39.206	51.158	40.726	208.993	4'20.083CP	128,5	9:58'16.365
4	48.296	45.331	37.905	27.997	2'39.529P	148,2	10:00'55.894
5	31.076	43.285	36.971	27.447	2'18.779	177,5	10:03'14.673
6	30.809	42.239	36.365	27.142	2'16.555	176,0	10:05'31.228

27° 15 M. BASTIANELLI (2'15.405)							
Lap	Seg.1	Seg.2	Seg.3	Seg.4	Lap Time	km/h	Local Time
1							9:50'16.616
2	49.551	49.972	43.060	30.447	2'53.030P	145,5	9:53'09.646
3	31.452	44.941	39.257	28.388	2'24.038	178,9	9:55'33.684
4	30.338	42.673	37.775	27.935	2'18.721	180,4	9:57'52.405
5	30.011	42.024	37.000	27.666	2'16.701	180,7	10:00'09.106
6	29.912	41.579	36.657	27.257	2'15.405	180,4	10:02'24.511

33° 65 J. FACCO (2'16.843)							
Lap	Seg.1	Seg.2	Seg.3	Seg.4	Lap Time	km/h	Local Time
1							9:49'07.639
2	1'32.714	46.042	39.287	29.582	3'27.625P	125,4	9:52'35.264
3	31.411	43.032	37.354	28.162	2'19.959	179,5	9:54'55.223
4	30.308	42.339	36.774	28.220	2'17.641	182,9	9:57'12.864
5	30.458	42.247	36.664	27.834	2'17.203	179,2	9:59'30.067
6	30.340	44.358	36.673	27.880	2'19.251	180,7	10:01'49.318
7	30.013	42.126	36.678	28.026	2'16.843	181,6	10:04'06.161

28° 24 M. BERTE (2'15.519)							
Lap	Seg.1	Seg.2	Seg.3	Seg.4	Lap Time	km/h	Local Time
1							9:49'13.390
2	1'24.448	47.046	40.421	30.819	3'22.734P	137,1	9:52'36.124
3	30.957	43.721	38.069	28.588	2'21.335	182,2	9:54'57.459
4	30.232	42.195	36.994	27.895	2'17.316	185,4	9:57'14.775
5	30.228	41.717	36.831	27.674	2'16.450	181,0	9:59'31.225
6	30.154	41.530	36.367	27.468	2'15.519	185,1	10:01'46.744
7	30.039	41.699	36.396	27.701	2'15.835	180,4	10:04'02.579
8	30.028	41.435	36.522	27.648	2'15.633	183,5	10:06'18.212

34° 72 V. STEEMAN (2'17.455)							
Lap	Seg.1	Seg.2	Seg.3	Seg.4	Lap Time	km/h	Local Time
1							9:49'52.709
2	1'04.235	47.650	39.977	29.662	3'01.524P	127,1	9:52'54.233
3	31.970	44.576	38.032	28.604	2'23.182	172,4	9:55'17.415
4	30.825	43.591	37.722	28.953	2'21.091	178,0	9:57'38.506
5	30.447	42.062	36.915	28.031	2'17.455	181,0	9:59'55.961
6	30.402	42.563	37.247	28.258	2'18.470	183,2	10:02'14.431
7	30.640	45.964	38.497	29.213	2'24.314	179,2	10:04'38.745
8	33.747	47.733	39.104	28.887	2'29.471	177,8	10:07'08.216

29° 2 L. DOTI (2'15.520)							
Lap	Seg.1	Seg.2	Seg.3	Seg.4	Lap Time	km/h	Local Time
1							9:49'41.592
2	1'02.132	46.653	40.129	29.745	2'58.659P	134,8	9:52'40.251
3	31.685	43.299	37.883	28.711	2'21.578	173,5	9:55'01.829
4	31.118	42.721	37.577	28.108	2'19.524	173,5	9:57'21.353
5	31.002	42.179	37.443	27.820	2'18.444	173,7	9:59'39.797
6	30.945	41.970	36.721	27.545	2'17.181	174,3	10:01'56.978

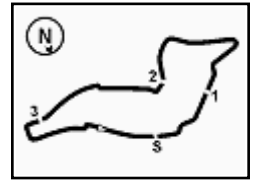
35° 28 O. BONOLI (2'17.469)							
Lap	Seg.1	Seg.2	Seg.3	Seg.4	Lap Time	km/h	Local Time
1							9:50'02.375
2	48.834	49.226	40.690	30.053	2'48.803P	148,2	9:52'51.178
3	31.935	45.358	38.342	28.346	2'23.981	177,2	9:55'15.159
4	31.120	43.586	38.333	28.856	2'21.895	180,4	9:57'37.054
5	30.968	43.256	37.520	28.012	2'19.756	180,4	9:59'56.810
6	30.437	42.790	37.309	28.308	2'18.844	179,8	10:02'15.654
7	30.404	42.237	37.042	27.950	2'17.633	178,0	10:04'33.287

12/05/2019 P = Pits In/Out - C = Lap Time Cancelled

These data/results cannot be reproduced, stored and/or transmitted in whole or in part by any manner of electronic, mechanical, photocopying, recording, broadcasting or otherwise now known or herein after developed without the previous express consent by the copyright owner, except for reproduction in daily press and regular printed publications on sale to the public within 60 days of the event related to those data/results and always provided that copyright symbol appears together as follows below.

© DORNA WSBK ORGANIZATION Srl 2019





Imola Circuit 4.936 m

4 / 4

Pirelli Italian Round, 10-12 May 2019 Chronological Analysis Warm Up

8 **30.290** 42.338 37.167 **27.674** **2'17.469** 179,2 10:06'50.756

36°		78 J. FORAY (2'21.880)					
Lap	Seg.1	Seg.2	Seg.3	Seg.4	Lap Time	km/h	Local Time
1							9:49'49.492
2	1'00.945	54.392	46.641	34.195	3'16.173P	112,9	9:53'05.665
3	33.697	47.607	41.566	31.831	2'34.701	163,3	9:55'40.366
4	32.304	45.084	39.795	1'11.667	3'08.850P	168,3	9:58'49.216
5	48.045	46.024	40.077	29.533	2'43.679P	139,1	10:01'32.895
6	31.880	54.186	38.749	28.266	2'33.081	176,9	10:04'05.976
7	31.292	43.892	38.502	28.194	2'21.880	180,7	10:06'27.856

12/05/2019 P = Pits In/Out - C = Lap Time Cancelled

These data/results cannot be reproduced, stored and/or transmitted in whole or in part by any manner of electronic, mechanical, photocopying, recording, broadcasting or otherwise now known or herein after developed without the previous express consent by the copyright owner, except for reproduction in daily press and regular printed publications on sale to the public within 60 days of the event related to those data/results and always provided that copyright symbol appears together as follows below.

© DORNA WSBK ORGANIZATION Srl 2019

