

## Pata Riviera di Rimini Round, 21-23 June 2019 Chronological Analysis Race 2

Misano Circuit Sic 58.4.226 m

Start at 14:00'27.653

1 / 4

1° 1 J. REA (1'36.887)							
Lap	Seg.1	Seg.2	Seg.3	Seg.4	Lap Time	km/h	Local Time
1		22.968	26.333	<b>21.716</b>	1'41.635	271,4	14:02'09.288
2	26.084	22.746	<b>26.220</b>	21.857	1'36.907	266,7	14:03'46.195
3	26.284	22.711	26.455	21.879	1'37.329	266,7	14:05'23.524
4	26.394	22.873	26.435	21.908	1'37.610	267,3	14:07'01.134
5	26.259	22.832	26.257	22.174	1'37.522	269,3	14:08'38.656
6	26.040	22.913	26.286	21.856	1'37.095	265,4	14:10'15.751
7	26.043	22.779	26.264	21.801	<b>1'36.887</b>	266,0	14:11'52.638
8	26.041	22.714	26.341	21.857	1'36.953	266,7	14:13'29.591
9	26.172	22.806	26.307	21.806	1'37.091	265,4	14:15'06.682
10	26.146	22.818	26.520	21.852	1'37.336	266,0	14:16'44.018
11	<b>26.038</b>	22.926	26.361	21.823	1'37.148	266,0	14:18'21.166
12	26.155	22.732	26.406	21.852	1'37.145	268,0	14:19'58.311
13	26.208	22.827	26.408	21.771	1'37.214	267,3	14:21'35.525
14	26.249	22.751	26.404	21.838	1'37.242	266,7	14:23'12.767
15	26.170	22.752	26.328	21.965	1'37.215	267,3	14:24'49.982
16	26.214	22.824	26.380	21.844	1'37.262	267,3	14:26'27.244
17	26.300	22.699	26.476	21.891	1'37.366	270,7	14:28'04.610
18	26.334	<b>22.637</b>	26.443	21.911	1'37.325	265,4	14:29'41.935
19	26.202	22.843	26.601	21.894	1'37.540	264,7	14:31'19.475
20	26.252	22.684	26.555	21.907	1'37.398	264,7	14:32'56.873
21	26.318	22.747	26.480	21.966	1'37.511	267,3	14:34'34.384
Race Time 34'06.731							

14	26.292	22.856	26.574	21.948	1'37.670	266,0	14:23'15.996
15	26.332	22.832	26.503	22.004	1'37.671	266,7	14:24'53.667
16	26.387	22.887	26.396	21.908	1'37.578	266,0	14:26'31.245
17	26.365	22.781	26.559	22.094	1'37.799	263,4	14:28'09.044
18	26.531	22.856	26.416	22.010	1'37.813	265,4	14:29'46.857
19	26.466	23.134	26.432	22.007	1'38.039	265,4	14:31'24.896
20	26.435	22.808	26.639	21.944	1'37.826	266,0	14:33'02.722
21	26.347	22.791	26.453	21.951	1'37.542	<b>267,3</b>	14:34'40.264
Race Time 34'12.611							

2° 54 T. RAZGATLIOGLU (1'36.814)							
Lap	Seg.1	Seg.2	Seg.3	Seg.4	Lap Time	km/h	Local Time
1		23.002	<b>26.286</b>	22.083	1'41.823	267,3	14:02'09.476
2	26.085	22.700	26.381	<b>21.648</b>	<b>1'36.814</b>	264,7	14:03'46.290
3	26.359	22.796	26.427	21.701	1'37.283	268,0	14:05'23.573
4	26.166	22.898	26.421	21.673	1'37.158	266,7	14:07'00.731
5	26.121	22.764	26.582	21.780	1'37.247	261,5	14:08'37.978
6	26.055	22.896	26.457	21.795	1'37.203	260,9	14:10'15.181
7	26.094	22.840	26.406	21.734	1'37.074	260,9	14:11'52.255
8	<b>26.022</b>	22.912	26.384	21.760	1'37.078	261,5	14:13'29.333
9	26.045	22.900	26.442	21.711	1'37.098	260,2	14:15'06.431
10	26.132	22.870	26.497	21.783	1'37.282	260,2	14:16'43.713
11	26.040	22.842	26.540	21.789	1'37.211	260,9	14:18'20.924
12	26.100	22.802	26.473	21.809	1'37.184	262,1	14:19'58.108
13	26.184	22.789	26.442	21.902	1'37.317	264,1	14:21'35.425
14	26.072	<b>22.689</b>	26.336	21.848	1'36.945	262,8	14:23'12.370
15	26.125	22.818	26.571	21.822	1'37.336	262,8	14:24'49.706
16	26.124	22.819	26.577	21.796	1'37.316	262,1	14:26'27.022
17	26.221	22.828	26.512	21.984	1'37.545	261,5	14:28'04.567
18	26.535	22.758	26.364	21.796	1'37.453	266,7	14:29'42.020
19	26.252	22.996	26.532	21.796	1'37.576	266,0	14:31'19.596
20	26.379	22.783	26.427	21.925	1'37.514	266,0	14:32'57.110
21	26.222	22.691	26.679	22.063	1'37.655	<b>268,7</b>	14:34'34.765
Race Time 34'07.112							

4° 22 A. LOWES (1'37.158)							
Lap	Seg.1	Seg.2	Seg.3	Seg.4	Lap Time	km/h	Local Time
1		23.321	<b>26.199</b>	21.764	1'42.147	<b>269,3</b>	14:02'09.800
2	26.174	23.056	26.247	<b>21.739</b>	1'37.216	266,0	14:03'47.016
3	<b>26.169</b>	22.901	26.356	21.835	1'37.261	266,0	14:05'24.277
4	26.267	23.051	26.281	21.917	1'37.516	266,7	14:07'01.793
5	26.293	22.956	26.331	21.783	1'37.363	266,7	14:08'39.156
6	26.688	23.012	26.342	21.811	1'37.853	266,0	14:10'17.009
7	26.208	22.899	26.393	21.933	1'37.433	267,3	14:11'54.442
8	26.216	22.918	26.459	21.875	1'37.468	267,3	14:13'31.910
9	26.181	23.015	26.330	21.870	1'37.396	265,4	14:15'09.306
10	26.236	<b>22.790</b>	26.371	21.761	<b>1'37.158</b>	266,7	14:16'46.464
11	26.192	22.883	26.341	21.832	1'37.248	267,3	14:18'23.712
12	26.236	23.033	26.320	21.871	1'37.460	268,0	14:20'01.172
13	26.277	23.096	26.584	21.878	1'37.835	266,0	14:21'39.007
14	26.238	22.977	26.405	21.815	1'37.435	266,0	14:23'16.442
15	26.244	22.972	26.371	21.819	1'37.406	268,0	14:24'53.848
16	26.404	23.056	26.421	21.914	1'37.795	267,3	14:26'31.643
17	26.280	22.796	26.313	22.219	1'37.608	268,0	14:28'09.251
18	26.514	22.899	26.454	21.935	1'37.802	268,0	14:29'47.053
19	26.489	23.125	26.387	21.910	1'37.911	267,3	14:31'24.964
20	26.756	22.994	26.443	21.914	1'38.107	267,3	14:33'03.071
21	26.304	22.915	26.377	21.920	1'37.516	<b>269,3</b>	14:34'40.587
Race Time 34'12.934							

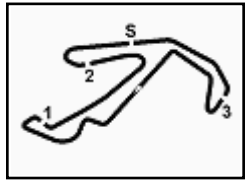
3° 91 L. HASLAM (1'37.079)							
Lap	Seg.1	Seg.2	Seg.3	Seg.4	Lap Time	km/h	Local Time
1		22.933	26.317	<b>21.764</b>	1'41.316	266,7	14:02'08.969
2	26.163	22.788	<b>26.287</b>	21.887	1'37.125	264,1	14:03'46.094
3	26.237	22.764	26.434	21.836	1'37.271	264,7	14:05'23.365
4	<b>26.141</b>	22.893	26.437	21.845	1'37.316	263,4	14:07'00.681
5	26.504	22.854	26.382	22.283	1'38.023	266,0	14:08'38.704
6	26.693	22.784	26.305	21.786	1'37.568	266,7	14:10'16.272
7	26.214	<b>22.736</b>	26.328	21.801	<b>1'37.079</b>	266,7	14:11'53.351
8	26.225	22.849	26.445	21.867	1'37.386	264,7	14:13'30.737
9	26.216	22.831	26.526	21.850	1'37.423	264,1	14:15'08.160
10	26.195	22.890	26.558	21.876	1'37.519	263,4	14:16'45.679
11	26.282	22.835	26.567	21.844	1'37.528	264,7	14:18'23.207
12	26.224	22.875	26.422	22.006	1'37.527	264,7	14:20'00.734
13	26.259	22.835	26.419	22.079	1'37.592	<b>267,3</b>	14:21'38.326

5° 21 M. RINALDI (1'37.172)							
Lap	Seg.1	Seg.2	Seg.3	Seg.4	Lap Time	km/h	Local Time
1		23.081	26.696	<b>21.601</b>	1'42.594	274,1	14:02'10.247
2	26.224	22.933	26.878	21.825	1'37.860	271,4	14:03'48.107
3	26.249	22.718	26.696	21.773	1'37.436	272,0	14:05'25.543
4	<b>26.157</b>	22.790	26.691	21.822	1'37.460	271,4	14:07'03.003
5	26.309	22.802	26.743	21.745	1'37.599	270,0	14:08'40.602
6	26.532	22.773	26.645	21.806	1'37.756	272,0	14:10'18.358
7	26.317	22.725	26.618	21.839	1'37.499	271,4	14:11'55.857
8	26.349	<b>22.640</b>	26.654	21.694	1'37.337	271,4	14:13'33.194
9	26.270	22.758	26.594	21.655	1'37.277	270,0	14:15'10.471
10	26.427	22.742	26.571	21.814	1'37.554	271,4	14:16'48.025
11	26.299	22.645	26.564	21.710	1'37.218	271,4	14:18'25.243
12	26.229	22.654	26.520	21.769	<b>1'37.172</b>	271,4	14:20'02.415
13	26.291	22.753	26.475	21.805	1'37.324	273,4	14:21'39.739
14	26.468	22.678	<b>26.403</b>	21.814	1'37.363	274,1	14:23'17.102
15	26.452	22.745	26.723	21.888	1'37.808	272,7	14:24'54.910
16	26.417	22.644	26.633	21.841	1'37.535	272,0	14:26'32.445
17	26.498	22.690	26.632	21.874	1'37.694	271,4	14:28'10.139
18	26.566	22.685	26.679	21.758	1'37.688	272,0	14:29'47.827
19	26.530	22.804	26.771	21.926	1'38.031	<b>274,8</b>	14:31'25.858
20	26.491	22.707	26.531	21.997	1'37.726	<b>274,8</b>	14:33'03.584
21	26.539	22.825	26.636	21.947	1'37.947	273,4	14:34'41.531
Race Time 34'13.878							

23/06/2019 P = Pits In/Out - C = Lap Time Cancelled

These data/results cannot be reproduced, stored and/or transmitted in whole or in part by any manner of electronic, mechanical, photocopying, recording, broadcasting or otherwise now known or herein after developed without the previous express consent by the copyright owner, except for reproduction in daily press and regular printed publications on sale to the public within 60 days of the event related to those data/results and always provided that copyright symbol appears together as follows below.

© DORNA WSBK ORGANIZATION Srl 2019



## Pata Riviera di Rimini Round, 21-23 June 2019 Chronological Analysis Race 2

Misano Circuit Sic 58 4.226 m

Start at 14:00'27.653

2 / 4

Lap	Seg.1	Seg.2	Seg.3	Seg.4	Lap Time	km/h	Local Time
5	26.436	22.816	26.419	21.757	1'37.428	264,1	14:08'40.812
6	26.488	22.921	26.391	21.968	1'37.768	266,0	14:10'18.580
7	26.308	22.877	26.435	21.836	1'37.456	266,7	14:11'56.036
8	26.512	<b>22.778</b>	26.599	<b>21.717</b>	1'37.606	265,4	14:13'33.642
9	26.358	22.838	26.331	21.857	1'37.384	264,1	14:15'11.026
10	26.351	22.865	26.423	21.736	<b>1'37.375</b>	265,4	14:16'48.401
11	26.439	22.854	26.439	21.904	1'37.636	264,7	14:18'26.037
12	26.341	22.862	26.460	21.796	1'37.459	265,4	14:20'03.496
13	26.403	22.973	26.525	21.828	1'37.729	265,4	14:21'41.225
14	26.481	22.837	26.432	21.852	1'37.602	266,0	14:23'18.827
15	26.341	22.886	26.400	21.874	1'37.501	265,4	14:24'56.328
16	26.269	22.858	26.457	21.868	1'37.452	266,0	14:26'33.780
17	26.396	22.855	26.488	21.882	1'37.621	265,4	14:28'11.401
18	26.417	22.841	26.434	21.859	1'37.551	264,1	14:29'48.952
19	26.488	22.906	26.375	21.841	1'37.610	267,3	14:31'26.562
20	26.364	22.787	26.655	21.836	1'37.642	266,0	14:33'04.204
21	26.405	22.873	26.479	22.105	1'37.862	266,7	14:34'42.066
Race Time 34'14.413							

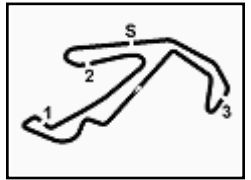
9° 87 L. ZANETTI (1'37.669)							
Lap	Seg.1	Seg.2	Seg.3	Seg.4	Lap Time	km/h	Local Time
1		23.420	26.872	21.945	1'45.232	<b>272,0</b>	14:02'12.885
2	26.807	23.035	26.791	21.845	1'38.478	264,7	14:03'51.363
3	26.474	22.964	26.741	21.913	1'38.092	270,0	14:05'29.455
4	26.410	22.890	26.696	21.874	1'37.870	268,7	14:07'07.325
5	26.501	22.824	26.685	22.199	1'38.209	268,0	14:08'45.534
6	26.483	22.936	26.695	22.039	1'38.153	269,3	14:10'23.687
7	26.492	22.773	26.913	21.944	1'38.122	268,0	14:12'01.809
8	26.357	22.749	26.623	22.053	1'37.782	268,0	14:13'39.591
9	26.520	<b>22.711</b>	<b>26.599</b>	21.839	<b>1'37.669</b>	268,7	14:15'17.260
10	26.581	22.895	26.783	21.789	1'38.048	267,3	14:16'55.308
11	<b>26.325</b>	22.805	26.744	21.874	1'37.748	269,3	14:18'33.056
12	26.539	22.806	26.664	21.866	1'37.875	270,7	14:20'10.931
13	26.438	22.745	26.908	<b>21.784</b>	1'37.875	<b>272,0</b>	14:21'48.806
14	26.521	22.906	26.820	21.902	1'38.149	268,0	14:23'26.955
15	26.527	22.855	27.260	21.910	1'38.552	268,7	14:25'05.507
16	26.704	22.766	26.718	22.028	1'38.216	268,7	14:26'43.723
17	26.540	22.744	26.784	21.849	1'37.917	268,0	14:28'21.640
18	26.634	22.808	26.743	21.821	1'38.006	268,0	14:29'59.646
19	26.454	22.825	26.730	21.953	1'37.962	268,7	14:31'37.608
20	26.674	22.803	26.863	21.991	1'38.331	270,0	14:33'15.939
21	26.772	22.847	26.829	22.040	1'38.488	270,0	14:34'54.427
Race Time 34'26.774							

7° 7 C. DAVIES (1'37.222)							
Lap	Seg.1	Seg.2	Seg.3	Seg.4	Lap Time	km/h	Local Time
1		23.144	26.794	21.821	1'43.885	<b>275,5</b>	14:02'11.538
2	26.520	22.874	26.636	21.893	1'37.923	268,7	14:03'49.461
3	26.278	22.795	26.679	21.813	1'37.565	269,3	14:05'27.026
4	26.279	22.648	26.627	21.869	1'37.423	269,3	14:07'04.449
5	26.409	22.705	26.661	21.916	1'37.691	270,0	14:08'42.140
6	26.265	22.710	26.753	21.872	1'37.600	270,7	14:10'19.740
7	26.262	22.706	26.544	<b>21.710</b>	<b>1'37.222</b>	272,0	14:11'56.962
8	26.290	22.684	<b>26.509</b>	21.853	1'37.336	272,0	14:13'34.298
9	26.256	22.727	26.579	21.775	1'37.337	271,4	14:15'11.635
10	<b>26.250</b>	22.650	26.622	21.775	1'37.297	272,7	14:16'48.932
11	26.326	22.671	<b>26.509</b>	21.997	1'37.503	272,7	14:18'26.435
12	26.272	22.746	26.527	21.806	1'37.351	274,1	14:20'03.786
13	26.340	22.913	26.584	21.803	1'37.640	274,8	14:21'41.426
14	26.518	22.730	26.614	21.983	1'37.845	273,4	14:23'19.271
15	26.335	22.751	26.578	21.821	1'37.485	274,1	14:24'56.756
16	26.328	22.687	26.724	21.864	1'37.603	272,7	14:26'34.359
17	26.402	<b>22.623</b>	26.813	21.888	1'37.726	272,0	14:28'12.085
18	26.482	22.786	26.753	22.018	1'38.039	272,7	14:29'50.124
19	26.427	22.795	26.715	22.302	1'38.239	272,7	14:31'28.363
20	26.542	22.706	26.963	21.961	1'38.172	270,7	14:33'06.535
21	26.573	22.877	27.133	22.182	1'38.765	271,4	14:34'45.300
Race Time 34'17.647							

10° 81 J. TORRES (1'37.875)							
Lap	Seg.1	Seg.2	Seg.3	Seg.4	Lap Time	km/h	Local Time
1		23.433	<b>26.556</b>	<b>21.854</b>	1'44.143	262,1	14:02'11.796
2	26.502	22.950	26.691	22.119	1'38.262	<b>264,1</b>	14:03'50.058
3	26.381	23.030	26.560	21.916	1'37.887	263,4	14:05'27.945
4	26.382	23.111	26.644	21.945	1'38.082	262,1	14:07'06.027
5	26.370	23.036	26.648	21.855	1'37.909	260,9	14:08'43.936
6	26.475	23.057	26.642	22.035	1'38.209	260,2	14:10'22.145
7	26.407	23.135	26.569	21.954	1'38.065	260,9	14:12'00.210
8	26.479	22.978	26.678	22.052	1'38.187	260,2	14:13'38.397
9	<b>26.342</b>	23.101	26.587	22.035	1'38.065	259,6	14:15'16.462
10	26.390	<b>22.882</b>	26.625	21.999	1'37.896	259,6	14:16'54.358
11	<b>26.342</b>	22.962	26.609	21.962	<b>1'37.875</b>	260,2	14:18'32.233
12	26.443	23.049	26.669	22.003	1'38.164	260,9	14:20'10.397
13	26.366	23.105	26.661	21.955	1'38.087	260,9	14:21'48.484
14	26.409	23.085	26.717	22.040	1'38.251	261,5	14:23'26.735
15	26.445	23.040	27.192	22.017	1'38.694	259,6	14:25'05.429
16	26.544	23.186	26.780	22.136	1'38.646	261,5	14:26'44.075
17	26.527	22.948	26.676	22.069	1'38.220	262,1	14:28'22.295
18	26.556	23.069	26.709	21.987	1'38.321	262,8	14:30'00.616
19	26.507	23.062	26.755	22.090	1'38.414	261,5	14:31'39.030
20	26.523	23.005	26.740	22.155	1'38.423	260,9	14:33'17.453
21	26.761	23.178	26.879	22.240	1'39.058	262,1	14:34'56.511
Race Time 34'28.858							

8° 51 M. PIRRO (1'37.609)							
Lap	Seg.1	Seg.2	Seg.3	Seg.4	Lap Time	km/h	Local Time
1		23.218	26.733	21.791	1'43.709	<b>273,4</b>	14:02'11.362
2	26.567	22.929	26.983	21.790	1'38.269	267,3	14:03'49.631
3	26.480	22.920	26.734	21.758	1'37.892	270,7	14:05'27.523
4	26.493	22.884	26.719	21.686	1'37.782	269,3	14:07'05.305
5	26.521	22.874	26.756	21.748	1'37.899	268,7	14:08'43.204
6	26.452	22.940	26.769	21.690	1'37.851	268,7	14:10'21.055
7	26.403	22.904	26.711	21.760	1'37.778	269,3	14:11'58.833
8	26.486	22.821	26.755	21.739	1'37.801	268,7	14:13'36.634
9	26.451	22.848	26.803	21.695	1'37.797	267,3	14:15'14.431
10	26.413	22.774	26.771	<b>21.651</b>	<b>1'37.609</b>	268,7	14:16'52.040
11	26.384	22.873	26.735	21.758	1'37.750	268,7	14:18'29.790
12	26.536	22.836	26.709	21.739	1'37.820	269,3	14:20'07.610
13	26.455	22.946	26.811	21.854	1'38.066	267,3	14:21'45.676
14	26.387	22.807	26.916	21.764	1'37.874	268,0	14:23'23.550
15	<b>26.382</b>	22.841	<b>26.680</b>	21.827	1'37.730	268,7	14:25'01.280
16	26.407	22.813	26.753	21.761	1'37.734	268,7	14:26'39.014
17	26.531	22.806	26.706	21.829	1'37.872	268,0	14:28'16.886
18	26.696	22.859	26.864	21.802	1'38.221	268,0	14:29'55.107
19	26.434	22.753	26.935	21.757	1'37.879	269,3	14:31'32.986

11° 28 M. REITERBERGER (1'38.094)							
Lap	Seg.1	Seg.2	Seg.3	Seg.4	Lap Time	km/h	Local Time
1		23.671	26.867	22.067	1'45.045	<b>268,7</b>	14:02'12.698
2	26.558	23.204	26.626	22.019	1'38.407	263,4	14:03'51.105
3	26.370	23.104	26.647	22.025	1'38.146	264,1	14:05'29.251
4	<b>26.314</b>	23.383	26.739	22			



## Pata Riviera di Rimini Round, 21-23 June 2019 Chronological Analysis Race 2

Misano Circuit Sic 58.4.226 m

Start at 14:00'27.653

3 / 4

11	26.456	23.127	26.807	22.294	1'38.684	262,8	14:18'36.490	2	48.673	37.096	26.705	21.736	2'14.210	273,4	14:04'22.618
12	26.508	23.076	26.768	22.319	1'38.671	264,7	14:20'15.161	3	26.352	22.689	26.579	21.670	1'37.290	272,7	14:05'59.908
13	26.471	23.137	26.918	22.148	1'38.674	264,1	14:21'53.835	4	26.178	22.704	26.626	21.719	1'37.227	273,4	14:07'37.135
14	26.435	22.965	26.834	22.109	1'38.343	264,7	14:23'32.178	5	26.402	22.676	26.464	21.825	1'37.367	272,7	14:09'14.502
15	26.542	23.075	26.771	22.153	1'38.541	263,4	14:25'10.719	6	26.297	22.653	26.462	21.736	1'37.148	274,1	14:10'51.650
16	26.485	23.018	27.030	22.228	1'38.761	264,7	14:26'49.480	7	26.355	22.607	26.514	21.734	1'37.210	273,4	14:12'28.860
17	26.513	22.987	26.754	22.058	1'38.312	262,1	14:28'27.792	8	26.228	22.841	26.556	21.702	1'37.327	272,7	14:14'06.187
18	26.558	22.954	26.779	22.287	1'38.578	264,1	14:30'06.370	9	26.337	22.573	26.563	21.741	1'37.214	272,0	14:15'43.401
19	26.479	23.041	26.745	22.141	1'38.406	263,4	14:31'44.776	10	26.281	22.595	26.687	21.735	1'37.298	274,1	14:17'20.699
20	26.387	<b>22.949</b>	26.801	22.145	1'38.282	263,4	14:33'23.058	11	26.332	22.662	26.471	21.793	1'37.258	274,1	14:18'57.957
21	26.411	23.062	26.721	22.239	1'38.433	264,7	14:35'01.491	12	26.492	22.708	26.414	21.723	1'37.337	274,1	14:20'35.294

Race Time 34'33.838

### 12° 76 L. BAZ (1'38.179)

Lap	Seg.1	Seg.2	Seg.3	Seg.4	Lap Time	km/h	Local Time
1		23.757	26.876	22.245	1'44.996	<b>262,1</b>	14:02'12.649
2	26.371	23.346	27.500	22.144	1'39.361	254,1	14:03'52.010
3	26.274	23.163	26.668	<b>22.088</b>	1'38.193	259,0	14:05'30.203
4	<b>26.249</b>	23.127	26.659	22.144	<b>1'38.179</b>	259,6	14:07'08.382
5	26.380	23.208	<b>26.616</b>	22.102	1'38.306	259,6	14:08'46.688
6	26.275	23.177	26.698	22.129	1'38.279	260,9	14:10'24.967
7	26.294	23.214	26.923	22.245	1'38.676	259,0	14:12'03.643
8	26.311	23.160	26.723	22.167	1'38.361	259,6	14:13'42.004
9	26.400	23.119	26.697	22.124	1'38.340	258,4	14:15'20.344
10	26.649	23.054	26.746	22.090	1'38.539	259,0	14:16'58.883
11	26.438	23.217	26.672	22.246	1'38.573	260,9	14:18'37.456
12	26.445	23.126	26.631	22.173	1'38.375	260,9	14:20'15.831
13	26.311	23.185	26.804	22.122	1'38.422	260,9	14:21'54.253
14	26.409	23.121	26.883	22.294	1'38.707	260,2	14:23'32.960
15	26.532	23.124	26.639	22.338	1'38.633	260,2	14:25'11.593
16	26.437	23.024	26.731	22.273	1'38.465	260,9	14:26'50.058
17	26.468	23.112	26.658	22.184	1'38.422	260,2	14:28'28.480
18	26.439	23.111	26.826	22.123	1'38.499	259,6	14:30'06.979
19	26.338	23.086	26.668	22.253	1'38.345	259,6	14:31'45.324
20	26.430	23.048	26.689	22.118	1'38.285	261,5	14:33'23.609
21	26.352	<b>23.003</b>	26.691	22.204	1'38.250	<b>262,1</b>	14:35'01.859

Race Time 34'34.206

### 13° 97 S. CAVALIERI (1'38.293)

Lap	Seg.1	Seg.2	Seg.3	Seg.4	Lap Time	km/h	Local Time
1		23.985	27.074	22.111	1'46.322	<b>266,7</b>	14:02'13.975
2	26.784	23.383	27.145	22.000	1'39.312	265,4	14:03'53.287
3	26.799	23.226	26.898	22.092	1'39.015	264,7	14:05'32.302
4	26.924	23.165	27.028	22.046	1'39.163	263,4	14:07'11.465
5	26.826	23.157	27.044	22.020	1'39.047	266,0	14:08'50.512
6	26.882	23.183	26.928	22.119	1'39.112	265,4	14:10'29.624
7	26.734	23.228	26.976	22.013	1'38.951	266,0	14:12'08.575
8	26.704	23.084	26.959	<b>21.956</b>	1'38.703	263,4	14:13'47.278
9	26.569	<b>22.989</b>	<b>26.736</b>	21.999	<b>1'38.293</b>	262,1	14:15'25.571
10	26.576	23.092	26.764	22.068	1'38.500	262,8	14:17'04.071
11	<b>26.426</b>	23.050	26.908	22.110	1'38.494	262,1	14:18'42.565
12	26.519	23.122	26.882	22.171	1'38.694	264,1	14:20'21.259
13	26.639	23.222	27.015	22.112	1'38.988	263,4	14:22'00.247
14	26.631	23.125	26.924	22.169	1'38.849	263,4	14:23'39.096
15	26.613	23.072	26.902	22.285	1'38.872	263,4	14:25'17.968
16	26.569	23.114	26.857	22.063	1'38.603	262,8	14:26'56.571
17	26.580	23.070	27.066	22.151	1'38.867	262,1	14:28'35.433
18	26.586	23.157	27.042	22.250	1'39.035	264,1	14:30'14.478
19	26.668	23.194	26.973	22.252	1'39.087	262,8	14:31'53.560
20	26.602	22.996	26.924	22.080	1'38.602	264,1	14:33'32.162
21	26.560	23.015	26.913	22.067	1'38.555	262,8	14:35'10.717

Race Time 34'43.064

### 14° 19 A. BAUTISTA (1'37.017)

Lap	Seg.1	Seg.2	Seg.3	Seg.4	Lap Time	km/h	Local Time
1		22.715	<b>26.298</b>	<b>21.602</b>	1'40.755	272,7	14:02'08.408

13	26.477	22.668	26.628	21.767	1'37.540	274,8	14:22'12.834
14	26.334	22.601	26.659	21.708	1'37.302	274,8	14:23'50.136
15	<b>26.145</b>	22.660	26.585	21.627	<b>1'37.017</b>	272,7	14:25'27.153
16	26.355	22.660	26.562	21.694	1'37.271	272,0	14:27'04.424
17	26.404	22.564	26.504	21.684	1'37.156	275,5	14:28'41.580
18	26.546	<b>22.532</b>	26.652	21.854	1'37.584	<b>276,2</b>	14:30'19.164
19	26.370	22.683	26.599	21.749	1'37.401	275,5	14:31'56.565
20	26.400	22.627	26.619	21.652	1'37.298	274,1	14:33'33.863
21	26.406	22.622	26.592	21.934	1'37.554	275,5	14:35'11.417

Race Time 34'43.764

### 15° 11 S. CORTESE (1'36.896)

Lap	Seg.1	Seg.2	Seg.3	Seg.4	Lap Time	km/h	Local Time
1		23.111	26.624	21.697	1'42.830	<b>270,0</b>	14:02'10.483
2	26.124	23.045	26.489	<b>21.686</b>	1'37.344	266,7	14:03'47.827
3	<b>26.102</b>	<b>22.769</b>	<b>26.240</b>	21.785	<b>1'36.896</b>	265,4	14:05'24.723
4	26.108	22.945	26.374	21.862	1'37.289	266,7	14:07'02.012
5	50.303	24.498	26.878	22.050	2'03.729	259,6	14:09'05.741
6	27.130	23.100	27.113	22.042	1'39.385	263,4	14:10'45.126
7	26.212	22.951	26.734	22.012	1'37.909	261,5	14:12'23.035
8	26.313	22.975	26.640	22.018	1'37.946	262,8	14:14'00.981
9	26.714	22.935	26.670	22.214	1'38.533	260,9	14:15'39.514
10	26.466	22.977	26.932	22.015	1'38.390	262,1	14:17'17.904
11	26.261	23.169	26.792	22.484	1'38.706	261,5	14:18'56.610
12	26.508	23.063	26.850	22.179	1'38.600	262,8	14:20'35.210
13	26.865	23.144	26.834	22.220	1'39.063	262,8	14:22'14.273
14	26.298	22.942	26.682	21.936	1'37.858	264,1	14:23'52.131
15	26.311	22.978	26.936	22.260	1'38.485	264,1	14:25'30.616
16	26.178	22.917	26.530	22.012	1'37.637	262,1	14:27'08.253
17	26.635	22.994	26.656	21.953	1'38.238	262,1	14:28'46.491
18	26.374	22.978	26.696	22.229	1'38.277	262,8	14:30'24.768
19	26.575	23.068	27.239	22.254	1'39.136	260,9	14:32'03.904
20	26.548	23.001	26.967	22.259	1'38.775	262,8	14:33'42.679
21	26.607	23.148	27.161	22.486	1'39.402	262,1	14:35'22.081

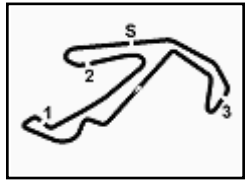
Race Time 34'54.428

### 16° 33 M. MELANDRI (1'36.950)

Lap	Seg.1	Seg.2	Seg.3	Seg.4	Lap Time	km/h	Local Time
1		22.973	<b>26.177</b>	21.764	1'41.926	269,3	14:02'09.579
2	26.153	22.830	26.292	<b>21.719</b>	1'36.994	268,7	14:03'46.573
3	26.261	22.818	26.440	21.761	1'37.280	270,0	14:05'23.853
4	26.282	22.884	26.503	21.763	1'37.432	<b>270,7</b>	14:07'01.285
5	26.292	22.918	26.315	21.963	1'37.488	268,0	14:08'38.773
6	26.813	22.839	26.371	21.857	1'37.880	268,0	14:10'16.653
7	<b>26.114</b>	22.873	26.243	21.720	<b>1'36.950</b>	266,7	14:11'53.603
8	26.176	22.829	26.440	21.869	1'37.314	269,3	14:13'30.917
9	26.391	22.797	26.318	21.942	1'37.448	266,7	14:15'08.365
10	26.321	22.847	26.508	21.897	1'37.573	264,1	14:16'45.938
11	26.302	22.777	26.579	21.898	1'37.556	267,3	14:18'23.494
12	26.265	22.829	26.353	21.969	1'37.416	268,0	14:20'00.910
13	26.256	1'06.911	27.977	22.206	2'23.350	260,9	14:22'24.260
14	26.403	22.907	26.611	21.888	1'37.809	265,4	14:24'02.069
15	26.231	22.928	26.485	21.924	1'37.568	266,0	14:25'39.637
16	26.276	22.830	26.488	21.822	1'37.416	264,7	14:27'17.053

23/06/2019 P = Pits In/Out - C = Lap Time Cancelled

These data/results cannot be reproduced, stored and/or transmitted in whole or in part by any manner of electronic, mechanical, photocopying



## Pata Riviera di Rimini Round, 21-23 June 2019 Chronological Analysis Race 2

Misano Circuit Sic 58 4.226 m

Start at 14:00'27.653

**4 / 4**

17	26.336	<b>22.769</b>	26.376	22.012	1'37.493	266,7	14:28'54.546	11	26.986	23.235	27.105	22.200	1'39.526	262,8	14:18'46.043
18	26.510	22.775	26.520	22.134	1'37.939	265,4	14:30'32.485	12	26.545	23.294	27.417	22.250	1'39.506	263,4	14:20'25.549
19	26.332	22.861	26.570	21.829	1'37.592	264,7	14:32'10.077	13	26.531	23.260	27.189	22.245	1'39.225	264,1	14:22'04.774
20	26.263	22.854	26.458	21.920	1'37.495	264,1	14:33'47.572	14	26.517	23.233	27.246	22.215	1'39.211	263,4	14:23'43.985
21	26.347	22.864	26.467	21.968	1'37.646	266,7	14:35'25.218	15	26.511	23.189	27.074	22.208	1'38.982	262,8	14:25'22.967
								Race Time 34'57.565							
								16		<b>26.384</b>		27.056		22.230 1'39.012 262,8 14:27'01.979	
								17		26.728		<b>23.143</b>		27.269 22.260 1'39.400 261,5 14:28'41.379	
														Race Time 28'13.726	

17° 23 R. KIYONARI (1'39.588)															
Lap	Seg.1	Seg.2	Seg.3	Seg.4	Lap Time	km/h	Local Time								
1		24.127	27.500	22.565	1'47.692	263,4	14:02'15.345								
2	27.131	23.480	27.371	22.298	1'40.280	262,1	14:03'55.625								
3	26.849	23.845	27.396	<b>22.140</b>	1'40.230	261,5	14:05'35.855								
4	26.957	23.423	<b>27.241</b>	22.262	1'39.883	262,8	14:07'15.738								
5	26.900	23.419	27.403	22.425	1'40.147	260,2	14:08'55.885								
6	26.882	23.654	27.409	22.408	1'40.353	261,5	14:10'36.238								
7	27.055	23.509	27.528	22.382	1'40.474	260,9	14:12'16.712								
8	26.776	23.456	27.491	22.201	1'39.924	260,9	14:13'56.636								
9	26.796	23.394	27.302	22.473	1'39.965	260,9	14:15'36.601								
10	26.939	23.507	27.517	22.388	1'40.351	261,5	14:17'16.952								
11	26.842	24.025	27.381	22.274	1'40.522	261,5	14:18'57.474								
12	26.859	23.567	27.428	22.976	1'40.830	<b>264,7</b>	14:20'38.304								
13	27.084	23.647	27.371	22.274	1'40.376	263,4	14:22'18.680								
14	27.007	23.766	27.260	22.487	1'40.520	263,4	14:23'59.200								
15	26.919	23.340	27.619	22.572	1'40.450	262,8	14:25'39.650								
16	27.161	23.528	27.478	22.790	1'40.957	261,5	14:27'20.607								
17	26.922	23.394	27.676	22.347	1'40.339	262,1	14:29'00.946								
18	26.776	23.347	27.364	22.251	1'39.738	264,1	14:30'40.684								
19	26.735	<b>23.277</b>	27.447	22.191	1'39.650	260,9	14:32'20.334								
20	26.756	23.350	27.341	22.367	1'39.814	264,1	14:34'00.148								
21	<b>26.681</b>	23.311	27.314	22.282	<b>1'39.588</b>	262,1	14:35'39.736								
								Race Time 35'12.083							

RET 52 A. DELBIANCO (1'38.554)															
Lap	Seg.1	Seg.2	Seg.3	Seg.4	Lap Time	km/h	Local Time								
1		23.996	26.971	22.228	1'46.032	<b>263,4</b>	14:02'13.685								
2	26.494	23.402	26.935	<b>22.110</b>	1'38.941	260,9	14:03'52.626								
3	<b>26.449</b>	23.317	26.876	22.265	1'38.907	261,5	14:05'31.533								
4	26.532	23.344	26.953	22.291	1'39.120	259,0	14:07'10.653								
5	26.618	23.326	26.944	22.380	1'39.268	259,0	14:08'49.921								
6	26.457	23.348	27.016	22.318	1'39.139	259,6	14:10'29.060								
7	26.509	23.329	27.026	22.364	1'39.228	258,4	14:12'08.288								
8	26.594	23.336	27.264	22.154	1'39.348	258,4	14:13'47.636								
9	26.459	<b>23.209</b>	<b>26.739</b>	22.147	<b>1'38.554</b>	258,4	14:15'26.190								
								Race Time 14'58.537							

RET 36 L. MERCADO (1'38.337)															
Lap	Seg.1	Seg.2	Seg.3	Seg.4	Lap Time	km/h	Local Time								
1		23.202	26.694	<b>21.923</b>	1'43.591	<b>264,1</b>	14:02'11.244								
2	50.305	24.002	27.075	22.196	2'03.578	259,0	14:04'14.822								
3	26.577	23.297	26.958	22.220	1'39.052	259,0	14:05'53.874								
4	26.454	23.437	26.823	22.065	1'38.779	259,0	14:07'32.653								
5	26.651	23.328	26.802	22.114	1'38.895	259,0	14:09'11.548								
6	26.536	23.132	26.798	21.992	1'38.458	260,2	14:10'50.006								
7	<b>26.418</b>	23.268	26.693	22.039	1'38.418	259,0	14:12'28.424								
8	26.535	23.460	26.724	21.939	1'38.658	262,1	14:14'07.082								
9	26.503	23.107	26.695	22.032	<b>1'38.337</b>	261,5	14:15'45.419								
10	26.557	23.212	<b>26.627</b>	22.027	1'38.423	261,5	14:17'23.842								
11	26.577	23.205	26.754	22.021	1'38.557	261,5	14:19'02.399								
12	26.549	<b>23.055</b>	26.757	22.021	1'38.382	260,9	14:20'40.781								
13	26.576	23.187	26.654	22.056	1'38.473	262,8	14:22'19.254								
14	26.662	23.310	26.772	22.088	1'38.832	259,6	14:23'58.086								
15	26.649	23.140	26.960	22.076	1'38.825	260,9	14:25'36.911								
16	26.614	23.097	26.761	21.997	1'38.469	260,2	14:27'15.380								
17	26.609	23.153	27.036	22.058	1'38.856	260,2	14:28'54.236								
18	26.644	23.590	27.145	22.268	1'39.647	258,4	14:30'33.883								
								Race Time 30'06.230							

RET 72 Y. TAKAHASHI (1'38.919)							
Lap	Seg.1	Seg.2	Seg.3	Seg.4	Lap Time	km/h	Local Time
1		23.946	27.296	22.221	1'46.146	<b>266,7</b>	14:02'13.799
2	26.709	23.453	27.122	22.165	1'39.449	265,4	14:03'53.248
3	26.531	23.359	<b>26.870</b>	22.159	<b>1'38.919</b>	264,7	14:05'32.167
4	26.861	23.210	27.001	22.193	1'39.265	263,4	14:07'11.432
5	26.621	23.311	26.930	22.189	1'39.051	264,1	14:08'50.483
6	26.724	23.238	26.909	22.203	1'39.074	264,7	14:10'29.557
7	26.581	23.310	26.928	22.172	1'38.991	262,8	14:12'08.548
8	27.037	23.296	26.914	22.191	1'39.438	265,4	14:13'47.986
9	26.534	23.362	27.056	<b>22.156</b>	1'39.108	262,8	14:15'27.094
10	26.527	23.274	27.389	22.233	1'39.423	262,8	14:17'06.517

23/06/2019

P = Pits In/Out - C = Lap Time Cancelled

These data/results cannot be reproduced, stored and/or transmitted in whole or in part by any manner of electronic, mechanical, photocopying, recording, broadcasting or otherwise now known or herein after developed without the previous express consent by the copyright owner, except for reproduction in daily press and regular printed publications on sale to the public within 60 days of the event related to those data/results and always provided that copyright symbol appears together as follows below.

© DORNA WSBK ORGANIZATION Srl 2019