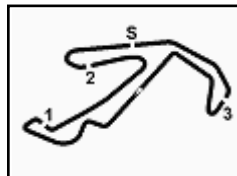


MISANO WORLD CIRCUIT MARCO SIMONCELLI				
TRACK LENGTH:		4,226 km	2,625 mi	
Loop	ID	OC	GPS	
		ms	LAT	LON
Pit In	3	15	43,96411 N	12,68578 E
Pit Out	18	90	43,95881 N	12,68196 E
Speed	20	100	43,96423 N	12,68309 E
FL.1	41	205	43,95807 N	12,67932 E
I1	22	110	43,95872 N	12,67857 E
I2.1	42	210	43,96477 N	12,68633 E
I2	24	120	43,96238 N	12,67987 E
I3	26	130	43,96249 N	12,69005 E
FL	30	150	43,96188 N	12,68399 E

PS = Practice Start board


Pata Riviera di Rimini Round, 21-23 June 2019
Biographical Entry List

Misano Circuit Sic 58 4.226 m

No.	Rider (Abbreviation)	Nat	Bike	Wins	Podiums	Pole	Races	Tyres	Class
	Age Date of Birth Place of Birth		Team	2019	2019	2019	2019		
1	1 REA Jonathan (Rea) 32 02/02/1987 Ballymena	GBR	Kawasaki ZX-10RR Kawasaki Racing Team WorldSBK	73 2	148 14	18 2	259 16	Pirelli	
2	7 DAVIES Chaz (Dav) 32 10/02/1987 Knighton	GBR	Ducati Panigale V4 R ARUBA.IT Racing - Ducati	29	82 3	7 1	193 16	Pirelli	
3**	9 SCHMITTER Dominic (Sch) 25 16/06/1994 Widnau	SUI	Yamaha YZF R1 iXS Racing powered by YART				26	Pirelli	IND
4	11 CORTESE Sandro (Cor) 29 06/01/1990 Ochsenhausen	GER	Yamaha YZF R1 GRT Yamaha WorldSBK				16 16	Pirelli	IND
5	19 BAUTISTA Alvaro (Bau) 34 21/11/1984 Talavera de la Reina	ESP	Ducati Panigale V4 R ARUBA.IT Racing - Ducati	13 13	15 15	3 3	16 16	Pirelli	
6	21 RINALDI Michael Ruben (Rin) 23 21/12/1995 Rimini	ITA	Ducati Panigale V4 R BARNI Racing Team				32 16	Pirelli	IND
7	22 LOWES Alex (Low) 28 14/09/1990 Lincoln	GBR	Yamaha YZF R1 Pata Yamaha WorldSBK Team	1	15 4	1	145 16	Pirelli	
8	23 KIYONARI Ryuichi (Kiy) 36 23/09/1982 Saitama	JPN	Honda CBR1000RR Moriwaki Althea Honda Team	3	6		69 16	Pirelli	
9	28 REITERBERGER Markus (Rei) 25 09/03/1994 Trostberg	GER	BMW S1000 RR BMW Motorrad WorldSBK Team				54 16	Pirelli	
10	33 MELANDRI Marco (Mel) 36 07/08/1982 Ravenna	ITA	Yamaha YZF R1 GRT Yamaha WorldSBK	22	75 3	4	169 16	Pirelli	IND
11	36 MERCADO Leandro (Mer) 27 15/02/1992 Cordoba	ARG	Kawasaki ZX-10RR Orelac Racing VerdNatura				97 12	Pirelli	IND
12**	51 PIRRO Michele (Pir) 32 05/07/1986 S.Giovanni Rotondo	ITA	Ducati Panigale V4 R BARNI Racing Team				6	Pirelli	IND
13	52 DELBIANCO Alessandro (Del) 21 31/07/1997 Rimini	ITA	Honda CBR1000RR Althea Mie Racing Team				16 16	Pirelli	IND
14	54 RAZGATLIOGLU Toprak (Raz) 22 16/10/1996 Sakarya	TUR	Kawasaki ZX-10RR Turkish Puccetti Racing		4 2		40 16	Pirelli	IND
15	60 VAN DER MARK Michael (vdM) 26 26/10/1992 Gouda	NED	Yamaha YZF R1 Pata Yamaha WorldSBK Team	3 1	26 5	1	119 16	Pirelli	
16	66 SYKES Tom (Syk) 33 19/08/1985 Huddersfield	GBR	BMW S1000 RR BMW Motorrad WorldSBK Team	34	108	48	275 16	Pirelli	
17	72 TAKAHASHI Yuki (Tak) 34 12/07/1984 Saitama	JPN	Honda CBR1000RR Moriwaki Althea Honda Team				3 3	Pirelli	
18**	76 BAZ Loris (Baz) 26 01/02/1993 Sallanches	FRA	Yamaha YZF R1 Ten Kate Racing - Yamaha	2	14	2	89 3	Pirelli	IND
19	81 TORRES Jordi (Tor) 31 27/08/1987 Terrassa	ESP	Kawasaki ZX-10RR Team Pedercini Racing	1	4		115 16	Pirelli	IND
20	87 ZANETTI Lorenzo (Zan) 31 10/08/1987 Brescia	ITA	Ducati Panigale V4 R Team Goeleven				29 2	Pirelli	IND
21	91 HASLAM Leon (Has) 36 31/05/1983 Derby	GBR	Kawasaki ZX-10RR Kawasaki Racing Team WorldSBK	5	41 2	3	233 16	Pirelli	
22**	97 CAVALIERI Samuele (Cav) 22 07/06/1997 Bologna	ITA	Ducati Panigale V4 R Motocorsa Racing					Pirelli	IND

21/06/2019

* = Wild Card

** = One Event

These data/results cannot be reproduced, stored and/or transmitted in whole or in part by any manner of electronic, mechanical, photocopying, recording, broadcasting or otherwise now known or herein after developed without the previous express consent by the copyright owner, except for reproduction in daily press and regular printed publications on sale to the public within 60 days of the event related to those data/results and always provided that copyright symbol appears together as follows below.

© DORNA WSBK ORGANIZATION Srl 2019

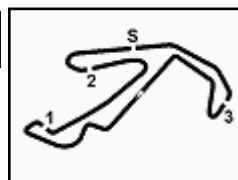
FICR PERUGIA TIMING



Official Tyre Supplier



Official Timekeeper



Pata Riviera di Rimini Round, 21-23 June 2019

Results Free Practice 1st Session

Misano Circuit Sic 58 4.226 m

1 / 2

No.	Rider	Nat	Team	Bike	Class	Time	Gap	Rel.	Laps	Speed	
										Avg	Max
1	1 J. REA	GBR	Kawasaki Racing Team WorldSBK	Kawasaki ZX-10RR		1'36.029			15	158,427	269,3
2	60 M. VAN DER MARK	NED	Pata Yamaha WorldSBK Team	Yamaha YZF R1		1'36.225	0.196	0.196	21	158,104	268,0
3	19 A. BAUTISTA	ESP	ARUBA.IT Racing - Ducati	Ducati Panigale V4 R		1'36.263	0.234	0.038	22	158,042	274,8
4	22 A. LOWES	GBR	Pata Yamaha WorldSBK Team	Yamaha YZF R1		1'36.380	0.351	0.117	19	157,850	270,7
5	7 C. DAVIES	GBR	ARUBA.IT Racing - Ducati	Ducati Panigale V4 R		1'36.544	0.515	0.164	18	157,582	271,4
6	66 T. SYKES	GBR	BMW Motorrad WorldSBK Team	BMW S1000 RR		1'36.555	0.526	0.011	14	157,564	266,0
7	33 M. MELANDRI	ITA	GRT Yamaha WorldSBK	Yamaha YZF R1	IND	1'36.629	0.600	0.074	18	157,443	266,0
8	91 L. HASLAM	GBR	Kawasaki Racing Team WorldSBK	Kawasaki ZX-10RR		1'36.714	0.685	0.085	21	157,305	267,3
9	11 S. CORTESE	GER	GRT Yamaha WorldSBK	Yamaha YZF R1	IND	1'36.825	0.796	0.111	16	157,125	266,0
10	54 T. RAZGATLIOGLU	TUR	Turkish Puccetti Racing	Kawasaki ZX-10RR	IND	1'36.914	0.885	0.089	19	156,980	264,7
11	21 M. RINALDI	ITA	BARNI Racing Team	Ducati Panigale V4 R	IND	1'36.955	0.926	0.041	17	156,914	272,7
12	28 M. REITERBERGER	GER	BMW Motorrad WorldSBK Team	BMW S1000 RR		1'36.968	0.939	0.013	17	156,893	266,0
13	97 S. CAVALIERI	ITA	Motocorsa Racing	Ducati Panigale V4 R	IND	1'37.309	1.280	0.341	21	156,343	266,7
14	51 M. PIRRO	ITA	BARNI Racing Team	Ducati Panigale V4 R	IND	1'37.311	1.282	0.002	10	156,340	268,7
15	76 L. BAZ	FRA	Ten Kate Racing - Yamaha	Yamaha YZF R1	IND	1'37.490	1.461	0.179	19	156,053	260,2
16	36 L. MERCADO	ARG	Orelac Racing VerdNatura	Kawasaki ZX-10RR	IND	1'37.597	1.568	0.107	16	155,882	262,8
17	81 J. TORRES	ESP	Team Pedercini Racing	Kawasaki ZX-10RR	IND	1'37.626	1.597	0.029	13	155,836	261,5
18	87 L. ZANETTI	ITA	Team Goeleven	Ducati Panigale V4 R	IND	1'38.031	2.002	0.405	11	155,192	270,0
19	52 A. DELBIANCO	ITA	Althea Mie Racing Team	Honda CBR1000RR	IND	1'38.532	2.503	0.501	9	154,403	264,1
20	72 Y. TAKAHASHI	JPN	Moriwaki Althea Honda Team	Honda CBR1000RR		1'38.650	2.621	0.118	20	154,218	264,1
21	23 R. KIYONARI	JPN	Moriwaki Althea Honda Team	Honda CBR1000RR		1'38.842	2.813	0.192	18	153,918	262,8
22	9 D. SCHMITTER	SUI	iXS Racing powered by YART	Yamaha YZF R1	IND	1'40.379	4.350	1.537	19	151,562	260,2

Qualifying Lap Time (107% of 1'36.029): 1'42.752

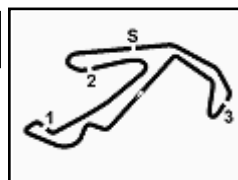
AIR	Humidity:	39%	Temp:	29°C
TRACK	Condition:	Dry	Temp:	40°C

Records	Pole	(SP2)	2018 T.Sykes	1'33.640	162,470	Km/h
	Race	(RC2)	2015 J.Rea	1'34.720	160,620	Km/h
	All Times	(SP2)	2018 T.Sykes	1'33.640	162,470	Km/h

Start 21/06/2019 10:30 End 11:22 The results are provisional until the end of the time limit for protests and appeals and the completion of the technical checks.

These data/results cannot be reproduced, stored and/or transmitted in whole or in part by any manner of electronic, mechanical, photocopying, recording, broadcasting or otherwise now known or herein after developed without the previous express consent by the copyright owner, except for reproduction in daily press and regular printed publications on sale to the public within 60 days of the event related to those data/results and always provided that copyright symbol appears together as follows below.

© DORNA WSBK ORGANIZATION Srl 2019



Pata Riviera di Rimini Round, 21-23 June 2019

Results Free Practice 1st Session

Misano Circuit Sic 58 4.226 m

2 / 2

Session Highlights

Local Time	No. Rider	Description
10.30.00		Start
10.30.08		WorldSBK Pit Intervention Time: 1min 6secs
10.32.00	54 T. RAZGATLIOGLU	Current Lap Cancelled - Exceeded Track Limits - Turn 1
10.35.32	22 A. LOWES	Current Lap Cancelled - Exceeded Track Limits - Turn 1
10.38.40	52 A. DELBIANCO	Current Lap Cancelled - Exceeded Track Limits - Turn 1
10.39.00	76 L. BAZ	Current Lap Cancelled - Exceeded Track Limits - Turn 1
10.39.06	11 S. CORTESE	Current Lap Cancelled - Exceeded Track Limits - Turn 1
10.40.49	7 C. DAVIES	Current Lap Cancelled - Exceeded Track Limits - Turn 1
10.42.20	76 L. BAZ	Current Lap Cancelled - Exceeded Track Limits - Turn 1
10.43.28	60 M. VAN DER MARK	Current Lap Cancelled - Exceeded Track Limits - Turn 1
10.43.32	54 T. RAZGATLIOGLU	Current Lap Cancelled - Exceeded Track Limits - Turn 1
10.46.05	51 M. PIRRO	Crashed - Turn 13
10.52.08	72 Y. TAKAHASHI	On Asphalt - Re-Joined - Turn 8
10.56.51	91 L. HASLAM	Current Lap Cancelled - Exceeded Track Limits - Turn 1
10.58.17	11 S. CORTESE	Current Lap Cancelled - Exceeded Track Limits - Turn 1
11.04.08	28 M. REITERBERGER	Current Lap Cancelled - Exceeded Track Limits - Turn 1
11.07.36	22 A. LOWES	Current Lap Cancelled - Exceeded Track Limits - Turn 1
11.09.50	36 L. MERCADO	Current Lap Cancelled - Exceeded Track Limits - Turn 1
11.11.46	52 A. DELBIANCO	Crashed - Re-Joined - Turn 14
11.14.03	36 L. MERCADO	Lap Cancelled (1'52.397) - Exceeded Track Limits - Turn 11
11.15.14	54 T. RAZGATLIOGLU	Lap Cancelled (1'37.101) - Exceeded Track Limits - Turn 11
11.15.53	60 M. VAN DER MARK	Lap Cancelled (1'36.942) - Exceeded Track Limits - Turn 11
11.16.07	22 A. LOWES	Current Lap Cancelled - Exceeded Track Limits - Turn 1
11.16.26	52 A. DELBIANCO	Crashed - Turn 16
11.17.19	54 T. RAZGATLIOGLU	Lap Cancelled (8'33.643) - Exceeded Track Limits - Turn 11
11.17.47	60 M. VAN DER MARK	Lap Cancelled (6'02.767) - Exceeded Track Limits - Turn 11
11.22.00		End Of Session

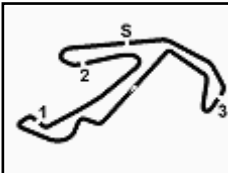
Fastest Laps Sequence

No.	Rider	Nat	Team	Bike	Local Time	Time	Gap	Avg
1	J. REA	GBR	Kawasaki Racing Team WorldSBK	Kawasaki ZX-10RR	10:33'25.877	1'36.718		157,299
1	J. REA	GBR	Kawasaki Racing Team WorldSBK	Kawasaki ZX-10RR	10:35'02.324	1'36.447	-0.271	157,741
1	J. REA	GBR	Kawasaki Racing Team WorldSBK	Kawasaki ZX-10RR	10:36'38.728	1'36.404	-0.043	157,811
1	J. REA	GBR	Kawasaki Racing Team WorldSBK	Kawasaki ZX-10RR	10:38'15.092	1'36.364	-0.040	157,876
19	A. BAUTISTA	ESP	ARUBA.IT Racing - Ducati	Ducati Panigale V4 R	10:38'32.575	1'36.364		157,876
19	A. BAUTISTA	ESP	ARUBA.IT Racing - Ducati	Ducati Panigale V4 R	10:40'08.884	1'36.309	-0.055	157,967
19	A. BAUTISTA	ESP	ARUBA.IT Racing - Ducati	Ducati Panigale V4 R	10:44'57.992	1'36.263	-0.046	158,042
1	J. REA	GBR	Kawasaki Racing Team WorldSBK	Kawasaki ZX-10RR	10:55'39.502	1'36.029	-0.234	158,427

Start 21/06/2019 10:30 End 11:22 The results are provisional until the end of the time limit for protests and appeals and the completion of the technical checks.

These data/results cannot be reproduced, stored and/or transmitted in whole or in part by any manner of electronic, mechanical, photocopying, recording, broadcasting or otherwise now known or herein after developed without the previous express consent by the copyright owner, except for reproduction in daily press and regular printed publications on sale to the public within 60 days of the event related to those data/results and always provided that copyright symbol appears together as follows below.

© DORNA WSBK ORGANIZATION Srl 2019



Pata Riviera di Rimini Round, 21-23 June 2019

Best Sectors & Speed Free Practice 1st Session

Misano Circuit Sic 58 4.226 m

BEST LAP			
1	1 J. REA	Kawasaki ZX-10RR	1'36.029
2	60 M. VAN DER MARK	Yamaha YZF R1	1'36.225
3	19 A. BAUTISTA	Ducati Panigale V4 R	1'36.263
4	22 A. LOWES	Yamaha YZF R1	1'36.380
5	7 C. DAVIES	Ducati Panigale V4 R	1'36.544
6	66 T. SYKES	BMW S1000 RR	1'36.555
7	33 M. MELANDRI	Yamaha YZF R1	1'36.629
8	91 L. HASLAM	Kawasaki ZX-10RR	1'36.714
9	11 S. CORTESE	Yamaha YZF R1	1'36.825
10	54 T. RAZGATLIOGLU	Kawasaki ZX-10RR	1'36.914
11	21 M. RINALDI	Ducati Panigale V4 R	1'36.955
12	28 M. REITERBERGER	BMW S1000 RR	1'36.968
13	97 S. CAVALIERI	Ducati Panigale V4 R	1'37.309
14	51 M. PIRRO	Ducati Panigale V4 R	1'37.311
15	76 L. BAZ	Yamaha YZF R1	1'37.490
16	36 L. MERCADO	Kawasaki ZX-10RR	1'37.597
17	81 J. TORRES	Kawasaki ZX-10RR	1'37.626
18	87 L. ZANETTI	Ducati Panigale V4 R	1'38.031
19	52 A. DELBIANCO	Honda CBR1000RR	1'38.532
20	72 Y. TAKAHASHI	Honda CBR1000RR	1'38.650
21	23 R. KIYONARI	Honda CBR1000RR	1'38.842
22	9 D. SCHMITTER	Yamaha YZF R1	1'40.379

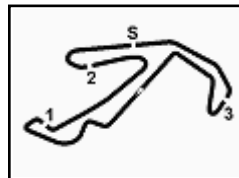
SPEED			
1	19 A. BAUTISTA	Ducati Panigale V4 R	274,8
2	21 M. RINALDI	Ducati Panigale V4 R	272,7
3	7 C. DAVIES	Ducati Panigale V4 R	271,4
4	22 A. LOWES	Yamaha YZF R1	270,7
5	87 L. ZANETTI	Ducati Panigale V4 R	270,0
6	1 J. REA	Kawasaki ZX-10RR	269,3
7	51 M. PIRRO	Ducati Panigale V4 R	268,7
8	60 M. VAN DER MARK	Yamaha YZF R1	268,0
9	91 L. HASLAM	Kawasaki ZX-10RR	267,3
10	97 S. CAVALIERI	Ducati Panigale V4 R	266,7
11	33 M. MELANDRI	Yamaha YZF R1	266,0
12	11 S. CORTESE	Yamaha YZF R1	266,0
13	66 T. SYKES	BMW S1000 RR	266,0
14	28 M. REITERBERGER	BMW S1000 RR	266,0
15	54 T. RAZGATLIOGLU	Kawasaki ZX-10RR	264,7
16	52 A. DELBIANCO	Honda CBR1000RR	264,1
17	72 Y. TAKAHASHI	Honda CBR1000RR	264,1
18	36 L. MERCADO	Kawasaki ZX-10RR	262,8
19	23 R. KIYONARI	Honda CBR1000RR	262,8
20	81 J. TORRES	Kawasaki ZX-10RR	261,5
21	9 D. SCHMITTER	Yamaha YZF R1	260,2
22	76 L. BAZ	Yamaha YZF R1	260,2

SEG. 1		SEG. 2		SEG. 3		SEG. 4		
1	1 J. REA	25.797	1	19 A. BAUTISTA	22.444	1	19 A. BAUTISTA	21.461
2	60 M. VAN DER MARK	25.837	2	7 C. DAVIES	22.449	2	1 J. REA	21.552
3	22 A. LOWES	25.909	3	21 M. RINALDI	22.523	3	22 A. LOWES	21.564
4	7 C. DAVIES	25.931	4	1 J. REA	22.535	4	66 T. SYKES	21.576
5	28 M. REITERBERGER	25.932	5	22 A. LOWES	22.563	5	19 A. BAUTISTA	21.654
6	66 T. SYKES	25.981	6	60 M. VAN DER MARK	22.576	6	33 M. MELANDRI	21.657
7	19 A. BAUTISTA	25.992	7	91 L. HASLAM	22.613	7	91 L. HASLAM	21.673
8	33 M. MELANDRI	25.994	8	33 M. MELANDRI	22.653	8	11 S. CORTESE	21.677
9	54 T. RAZGATLIOGLU	25.995	9	51 M. PIRRO	22.653	9	22 A. LOWES	21.681
10	11 S. CORTESE	26.030	10	66 T. SYKES	22.654	10	33 M. MELANDRI	21.683
11	21 M. RINALDI	26.084	11	28 M. REITERBERGER	22.676	11	54 T. RAZGATLIOGLU	21.697
12	76 L. BAZ	26.104	12	87 L. ZANETTI	22.705	12	60 M. VAN DER MARK	21.713
13	97 S. CAVALIERI	26.120	13	54 T. RAZGATLIOGLU	22.708	13	97 S. CAVALIERI	21.788
14	51 M. PIRRO	26.144	14	11 S. CORTESE	22.745	14	28 M. REITERBERGER	21.802
15	91 L. HASLAM	26.168	15	76 L. BAZ	22.775	15	87 L. ZANETTI	21.816
16	36 L. MERCADO	26.173	16	81 J. TORRES	22.828	16	36 L. MERCADO	21.845
17	81 J. TORRES	26.192	17	97 S. CAVALIERI	22.870	17	76 L. BAZ	21.858
18	72 Y. TAKAHASHI	26.452	18	36 L. MERCADO	22.927	18	81 J. TORRES	21.872
19	52 A. DELBIANCO	26.465	19	52 A. DELBIANCO	22.994	19	23 R. KIYONARI	22.001
20	87 L. ZANETTI	26.519	20	72 Y. TAKAHASHI	23.019	20	52 A. DELBIANCO	22.039
21	23 R. KIYONARI	26.667	21	23 R. KIYONARI	23.135	21	72 Y. TAKAHASHI	22.080
22	9 D. SCHMITTER	26.876	22	9 D. SCHMITTER	23.522	22	9 D. SCHMITTER	22.380

21/06/2019

These data/results cannot be reproduced, stored and/or transmitted in whole or in part by any manner of electronic, mechanical, photocopying, recording, broadcasting or otherwise now known or herein after developed without the previous express consent by the copyright owner, except for reproduction in daily press and regular printed publications on sale to the public within 60 days of the event related to those data/results and always provided that copyright symbol appears together as follows below.

© DORNA WSBK ORGANIZATION Srl 2019



Pata Riviera di Rimini Round, 21-23 June 2019

Ideal Times Free Practice 1st Session

Misano Circuit Sic 58 4.226 m

No.	Rider	Nat	Bike	Seg. 1	Seg. 2	Seg. 3	Seg. 4	Ideal Time		
				Diff. 1	Diff. 2	Diff. 3	Diff. 4	Best Lap	Pos.	Diff.
1	1 J. REA	GBR	Kawasaki ZX-10RR	25.797 +0.007	22.535 +0.014	26.018 +0.067	21.564 +0.027	1'35.914 1'36.029	1	0.115
2	19 A. BAUTISTA	ESP	Ducati Panigale V4 R	25.992	22.444 +0.064	26.168 +0.115	21.461 +0.019	1'36.065 1'36.263	3	0.198
3	60 M. VAN DER MARK	NED	Yamaha YZF R1	25.837 +0.039	22.576	25.997 +0.063	21.713	1'36.123 1'36.225	2	0.102
4	22 A. LOWES	GBR	Yamaha YZF R1	25.909	22.563 +0.114	26.113	21.681	1'36.266 1'36.380	4	0.114
5	7 C. DAVIES	GBR	Ducati Panigale V4 R	25.931	22.449 +0.053	26.454 +0.105	21.552	1'36.386 1'36.544	5	0.158
6	66 T. SYKES	GBR	BMW S1000 RR	25.981 +0.067	22.654 +0.014	26.162	21.677	1'36.474 1'36.555	6	0.081
7	33 M. MELANDRI	ITA	Yamaha YZF R1	25.994 +0.041	22.653 +0.027	26.228	21.683 +0.003	1'36.558 1'36.629	7	0.071
8	91 L. HASLAM	GBR	Kawasaki ZX-10RR	26.168 +0.074	22.613	26.268 +0.015	21.576	1'36.625 1'36.714	8	0.089
9	54 T. RAZGATLIOGLU	TUR	Kawasaki ZX-10RR	25.995	22.708 +0.150	26.288 +0.076	21.697	1'36.688 1'36.914	10	0.226
10	11 S. CORTESE	GER	Yamaha YZF R1	26.030 +0.050	22.745 +0.043	26.276 +0.024	21.657	1'36.708 1'36.825	9	0.117
11	28 M. REITERBERGER	GER	BMW S1000 RR	25.932 +0.098	22.676 +0.098	26.362	21.802	1'36.772 1'36.968	12	0.196
12	21 M. RINALDI	ITA	Ducati Panigale V4 R	26.084 +0.049	22.523 +0.075	26.570	21.654	1'36.831 1'36.955	11	0.124
13	51 M. PIRRO	ITA	Ducati Panigale V4 R	26.144 +0.144	22.653	26.559	21.673 +0.138	1'37.029 1'37.311	14	0.282
14	97 S. CAVALIERI	ITA	Ducati Panigale V4 R	26.120 +0.043	22.870 +0.005	26.447 +0.004	21.788 +0.032	1'37.225 1'37.309	13	0.084
15	76 L. BAZ	FRA	Yamaha YZF R1	26.104 +0.041	22.775 +0.132	26.580	21.858	1'37.317 1'37.490	15	0.173
16	36 L. MERCADO	ARG	Kawasaki ZX-10RR	26.173	22.927 +0.054	26.548 +0.038	21.845 +0.012	1'37.493 1'37.597	16	0.104
17	81 J. TORRES	ESP	Kawasaki ZX-10RR	26.192	22.828	26.622 +0.065	21.872 +0.047	1'37.514 1'37.626	17	0.112
18	87 L. ZANETTI	ITA	Ducati Panigale V4 R	26.519	22.705	26.751 +0.085	21.816 +0.155	1'37.791 1'38.031	18	0.240
19	52 A. DELBIANCO	ITA	Honda CBR1000RR	26.465 +0.115	22.994	26.845	22.039 +0.074	1'38.343 1'38.532	19	0.189
20	72 Y. TAKAHASHI	JPN	Honda CBR1000RR	26.452	23.019	26.956 +0.140	22.080 +0.003	1'38.507 1'38.650	20	0.143
21	23 R. KIYONARI	JPN	Honda CBR1000RR	26.667	23.135	27.039	22.001	1'38.842 1'38.842	21	
22	9 D. SCHMITTER	SUI	Yamaha YZF R1	26.876 +0.077	23.522	27.508 +0.016	22.380	1'40.286 1'40.379	22	0.093
Overall Ideal Time				25.797	22.444	25.997	21.461	1'35.699		

21/06/2019

These data/results cannot be reproduced, stored and/or transmitted in whole or in part by any manner of electronic, mechanical, photocopying, recording, broadcasting or otherwise now known or herein after developed without the previous express consent by the copyright owner, except for reproduction in daily press and regular printed publications on sale to the public within 60 days of the event related to those data/results and always provided that copyright symbol appears together as follows below.

© DORNA WSBK ORGANIZATION Srl 2019

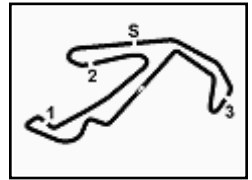
FICR PERUGIA TIMING



Official Tyre Supplier



Official Timekeeper


Pata Riviera di Rimini Round, 21-23 June 2019
Chronological Analysis Free Practice 1st Session

Misano Circuit Sic 58.4.226 m

1 / 4

1° 1 J. REA (1'36.029)							
Lap	Seg.1	Seg.2	Seg.3	Seg.4	Lap Time	km/h	Local Time
1		24.037	27.208	22.151		262,1	10:31'49.159
2	26.005	22.796	26.191	21.726	1'36.718	264,1	10:33'25.877
3	25.943	22.535	26.254	21.715	1'36.447	264,7	10:35'02.324
4	25.797	22.679	26.250	21.678	1'36.404	260,9	10:36'38.728
5	25.887	22.659	26.173	21.645	1'36.364	264,7	10:38'15.092
6	27.898	23.278	26.714	33.661	1'51.551P	262,8	10:40'06.643
7	11'08.469	23.235	26.811	22.022	12'20.537P	262,1	10:52'27.180
8	25.918	22.697	26.114	21.564	1'36.293	264,7	10:54'03.473
9	25.804	22.549	26.085	21.591	1'36.029	266,0	10:55'39.502
10	26.037	22.629	26.349	32.557	1'47.572P	265,4	10:57'27.074
11	8'31.865	24.180	26.780	21.772	9'44.597P	262,8	11:07'11.671
12	26.024	22.733	26.426	33.102	1'48.285P	265,4	11:08'59.956
13	5'37.401	27.150	27.165	22.961	6'54.677P	265,4	11:15'54.633
14	26.162	22.645	26.018	21.743	1'36.568	267,3	11:17'31.201
15	26.032	22.734	28.971	22.204	1'39.941	234,3	11:19'11.142
16	28.560	23.370	26.316	23.028	1'41.274	269,3	11:20'52.416

18	26.254	22.637	26.483	21.563	1'36.937	270,7	11:06'19.981
19	26.318	22.539	26.576	21.613	1'37.046	270,7	11:07'57.027
20	29.720	24.178	27.763	6'42.050	8'03.711P	272,0	11:16'00.738
21	41.453	22.933	26.864	21.764	1'53.014P	271,4	11:17'53.752
22	26.593	22.670	26.490	21.695	1'37.448	270,7	11:19'31.200
23	26.187	22.722	26.361	21.657	1'36.927	272,0	11:21'08.127

2° 60 M. VAN DER MARK (1'36.225)							
Lap	Seg.1	Seg.2	Seg.3	Seg.4	Lap Time	km/h	Local Time
1		23.431	26.600	21.988		264,1	10:31'51.926
2	26.260	22.974	26.431	21.811	1'37.476	262,8	10:33'29.402
3	26.257	22.958	26.287	21.846	1'37.348	262,8	10:35'06.750
4	26.114	22.976	26.167	21.794	1'37.051	263,4	10:36'43.801
5	26.069	22.763	26.182	21.880	1'36.894	264,1	10:38'20.695
6	26.040	22.774	26.150	21.927	1'36.891	264,1	10:39'57.586
7	29.862	26.183	26.584	21.934	1'44.563	264,7	10:41'42.149
8	26.091	22.795	26.060	21.983	1'36.929	262,8	10:43'19.078
9	29.203	22.836	26.238	34.482	1'52.759CP	265,4	10:45'11.837
10	8'03.841	23.068	26.554	21.850	9'15.313P	262,8	10:54'27.150
11	26.108	22.690	26.148	21.775	1'36.721	262,8	10:56'03.871
12	26.028	22.676	26.268	21.947	1'36.919	264,1	10:57'40.790
13	26.128	22.765	26.301	21.845	1'37.039	263,4	10:59'17.829
14	26.079	22.737	26.217	21.891	1'36.924	262,8	11:00'54.753
15	27.177	23.737	26.823	33.752	1'51.489P	257,1	11:02'46.242
16	4'46.186	26.172	28.452	21.957	6'02.767CP	265,4	11:08'49.009
17	26.052	22.800	26.269	21.821	1'36.942C	264,7	11:10'25.951
18	26.081	22.738	26.200	33.844	1'48.863P	262,8	11:12'14.814
19	2'21.850	27.216	27.008	26.419	3'42.493P	265,4	11:15'57.307
20	25.837	22.668	25.997	21.740	1'36.242	268,0	11:17'33.549
21	25.901	22.588	26.160	21.904	1'36.553	267,3	11:19'10.102
22	25.876	22.576	26.060	21.713	1'36.225	264,7	11:20'46.327

4° 22 A. LOWES (1'36.380)							
Lap	Seg.1	Seg.2	Seg.3	Seg.4	Lap Time	km/h	Local Time
1		24.149	27.758	22.185		262,8	10:32'06.670
2	26.376	23.218	26.769	21.788	1'38.151	270,7	10:33'44.821
3	26.035	22.758	26.387	21.777	1'36.957	268,7	10:35'21.778
4	32.605	23.575	27.992	38.746	2'02.918CP	258,4	10:37'24.696
5	5'26.752	23.515	26.872	22.037	6'39.176P	264,1	10:44'03.872
6	26.122	22.789	26.366	21.833	1'37.110	266,0	10:45'40.982
7	26.280	22.748	26.306	21.846	1'37.180	266,0	10:47'18.162
8	26.304	22.775	26.461	21.880	1'37.420	263,4	10:48'55.582
9	26.222	22.747	26.306	21.786	1'37.061	263,4	10:50'32.643
10	26.197	22.704	26.357	21.750	1'37.008	264,1	10:52'09.651
11	26.101	22.691	29.425	39.071	1'57.288P	225,9	10:54'06.939
12	8'53.128	23.445	26.755	21.993	10'05.321P	264,1	11:04'12.260
13	26.255	22.826	26.376	21.863	1'37.320	263,4	11:05'49.580
14	26.271	22.635	26.364	21.720	1'36.990	265,4	11:07'26.570
15	29.601	24.423	27.915	36.009	1'57.948CP	259,6	11:09'24.518
16	3'40.951	25.094	27.820	21.931	4'55.796P	255,9	11:14'20.314
17	25.909	22.677	26.113	21.681	1'36.380	266,7	11:15'56.694
18	28.838	22.790	26.425	21.842	1'39.895C	267,3	11:17'36.589
19	26.144	22.650	26.213	21.785	1'36.792	266,0	11:19'13.381
20	25.932	22.563	26.415	21.735	1'36.645	269,3	11:20'50.026

5° 7 C. DAVIES (1'36.544)							
Lap	Seg.1	Seg.2	Seg.3	Seg.4	Lap Time	km/h	Local Time
1							10:30'35.093
2	44.130	25.090	27.864	22.696	1'59.780P	267,3	10:32'34.873
3	26.201	22.639	26.556	21.727	1'37.123	270,7	10:34'11.996
4	25.931	22.502	26.559	21.552	1'36.544	270,7	10:35'48.540
5	26.191	22.510	26.454	21.652	1'36.807	270,7	10:37'25.347
6	25.963	22.464	26.566	21.817	1'36.810	268,7	10:39'02.157
7	25.982	22.481	26.507	21.806	1'36.776	271,4	10:40'38.933
8	30.809	24.411	27.611	12'45.952	14'08.783CP	268,7	10:54'47.716
9	42.867	24.719	27.864	22.381	1'57.831P	266,0	10:56'45.547
10	26.712	22.702	31.288	22.272	1'42.974	136,7	10:58'28.521
11	26.162	22.558	27.045	21.993	1'37.758	270,0	11:00'06.279
12	26.177	22.503	26.698	21.693	1'37.071	269,3	11:01'43.350
13	26.179	22.580	26.783	21.795	1'37.337	270,0	11:03'20.687
14	26.107	22.449	26.739	21.697	1'36.992	268,7	11:04'57.679
15	26.113	22.587	26.607	21.688	1'36.995	268,7	11:06'34.674
16	27.719	23.876	27.840	7'10.273	8'29.708P	255,3	11:15'04.382
17	43.097	23.432	27.161	25.730	1'59.420P	266,7	11:17'03.802
18	26.895	22.652	26.800	25.491	1'41.838	270,0	11:18'45.640
19	26.318	22.725	26.725	21.991	1'37.759	268,0	11:20'23.399

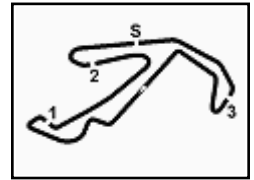
3° 19 A. BAUTISTA (1'36.263)							
Lap	Seg.1	Seg.2	Seg.3	Seg.4	Lap Time	km/h	Local Time
1							10:30'08.302
2	43.966	23.856	27.783	22.140	1'57.745P	268,0	10:32'06.047
3	26.327	22.988	26.312	21.605	1'37.232	273,4	10:33'43.279
4	26.248	22.502	26.297	21.467	1'36.514	272,0	10:35'19.793
5	26.052	22.705	26.200	21.461	1'36.418	272,0	10:36'56.211
6	26.038	22.573	26.278	21.475	1'36.364	272,0	10:38'32.575
7	26.048	22.570	26.230	21.461	1'36.309	271,4	10:40'08.884
8	26.036	22.664	26.234	21.531	1'36.465	273,4	10:41'45.349
9	26.086	22.497	26.183	21.614	1'36.380	273,4	10:43'21.729
10	25.992	22.508	26.283	21.480	1'36.263	272,0	10:44'57.992
11	28.246	23.380	27.212	8'30.604	9'49.442P	270,0	10:54'47.434
12	41.072	22.734	26.343	21.590	1'51.739P	270,7	10:56'39.173
13	26.006	22.722	26.168	21.659	1'36.555	274,8	10:58'15.728
14	26.029	22.444	26.341	21.523	1'36.337	272,7	10:59'52.065
15	26.100	22.480	26.591	21.697	1'36.868	271,4	11:01'28.933
16	26.187	22.640	26.542	21.516	1'36.885	270,7	11:03'05.818
17	26.200	22.580	26.796	21.650	1'37.226	270,7	11:04'43.044

6° 66 T. SYKES (1'36.555)							
Lap	Seg.1	Seg.2	Seg.3	Seg.4	Lap Time	km/h	Local Time
1							10:33'09.074
2	50.970	27.269	28.410	22.423	2'09.072P	255,9	10:35'18.146
3	27.378	23.634	26.762	22.172	1'39.946	264,1	10:36'58.092
4	26.303	22.961	26.491	21.820	1'37.575	263,4	10:38'35.667
5	26.160	22.774	27.811	25.865	1'42.610	262,8	10:40'18.277
6	26.180	22.719	26.350	21.683	1'36.932	262,1	10:41'55.209
7	26.024	22.740	26.197	21.812	1'36.773	262,8	10:43'31.982
8	28.617	23.801	27.646	9'38.914	10'58.978P	260,2	10:54'30.960
9	43.460	24.424	27.241	22.221	1'57.346P	260,9	10:56'28.306

21/06/2019 P = Pits In/Out - C = Lap Time Cancelled

These data/results cannot be reproduced, stored and/or transmitted in whole or in part by any manner of electronic, mechanical, photocopying, recording, broadcasting or otherwise now known or herein after developed without the previous express consent by the copyright owner, except for reproduction in daily press and regular printed publications on sale to the public within 60 days of the event related to those data/results and always provided that copyright symbol appears together as follows below.

© DORNA WSBK ORGANIZATION Srl 2019



Pata Riviera di Rimini Round, 21-23 June 2019 Chronological Analysis Free Practice 1st Session

Misano Circuit Sic 58 4.226 m

2 / 4

10	25.981	22.702	27.090	24.361	1'40.134	260,2	10:58'08.440	8	26.030	22.845	26.484	21.735	1'37.094	264,7	10:53'14.726
11	26.074	22.654	26.757	23.090	1'38.575	264,1	10:59'47.015	9	26.186	22.785	26.428	21.747	1'37.146	263,4	10:54'51.872
12	29.459	25.267	27.839	14'25.045	15'47.610P	259,0	11:15'34.625	10	26.497	23.028	26.982	21.878	1'38.385	264,1	10:56'30.257
13	43.130	23.391	27.363	29.752	2'03.636P	260,9	11:17'38.261	11	26.070	22.745	26.276	21.806	1'36.897	265,4	10:58'07.154
14	26.308	22.907	27.409	22.051	1'38.675	263,4	11:19'16.936	12	29.192	23.489	27.689	37.496	1'57.866CP	260,2	11:00'05.020
15	26.048	22.668	26.162	21.677	1'36.555	266,0	11:20'53.491	13	12'48.402	27.935	27.528	21.929	14'05.794P	261,5	11:14'10.814
								14	26.602	23.029	32.237	22.251	1'44.119	257,1	11:15'54.933
								15	26.298	22.797	26.296	21.792	1'37.183	266,0	11:17'32.116
								16	26.161	22.779	27.182	23.283	1'39.405	263,4	11:19'11.521
								17	26.142	22.949	26.336	21.861	1'37.288	264,1	11:20'48.809

7° **33 M. MELANDRI (1'36.629)**

Lap	Seg.1	Seg.2	Seg.3	Seg.4	Lap Time	km/h	Local Time
1		25.462	33.106	23.166		167,2	10:32'21.294
2	26.754	23.135	26.592	21.975	1'38.456	264,7	10:33'59.750
3	26.003	22.796	26.254	21.685	1'36.738	266,0	10:35'36.488
4	28.347	23.966	26.560	36.207	1'55.080P	264,7	10:37'31.568
5	6'02.680	23.841	26.872	22.457	7'15.850P	260,2	10:44'47.418
6	26.071	22.702	27.117	22.968	1'38.858	263,4	10:46'26.276
7	25.994	22.759	26.406	40.123	1'55.282P	263,4	10:48'21.558
8	7'03.028	23.826	27.075	22.237	8'16.166P	260,9	10:56'37.724
9	26.150	23.065	26.369	37.363	1'52.947P	265,4	10:58'30.671
10	6'14.251	23.979	27.256	22.226	7'27.712P	259,6	11:05'58.383
11	26.162	22.809	26.375	21.835	1'37.181	262,1	11:07'35.564
12	26.010	22.763	26.228	21.683	1'36.684	263,4	11:09'12.268
13	25.999	22.780	26.299	21.727	1'36.805	263,4	11:10'49.053
14	26.693	23.315	27.782	22.425	1'40.215	262,8	11:12'29.268
15	26.060	22.653	26.289	21.742	1'36.744	264,7	11:14'06.012
16	29.069	23.668	27.650	31.876	1'52.263	254,7	11:15'58.275
17	26.192	24.331	31.123	22.342	1'43.988	246,0	11:17'42.263
18	26.108	23.157	26.531	21.892	1'37.688	262,8	11:19'19.951
19	26.035	22.680	26.228	21.686	1'36.629	265,4	11:20'56.580

10° **54 T. RAZGATLIOGLU (1'36.914)**

Lap	Seg.1	Seg.2	Seg.3	Seg.4	Lap Time	km/h	Local Time
1		23.891	27.085	22.281		262,1	10:31'49.641
2	29.041	23.106	28.218	22.022	1'42.387C	262,1	10:33'32.028
3	26.710	23.188	27.064	22.373	1'39.335	259,6	10:35'11.363
4	26.383	23.148	26.500	21.877	1'37.908	260,2	10:36'49.271
5	26.219	22.969	26.379	21.801	1'37.368	262,1	10:38'26.639
6	26.151	22.902	26.448	21.818	1'37.319	259,6	10:40'03.958
7	26.120	23.016	26.513	23.525	1'39.174	258,4	10:41'43.132
8	26.155	22.799	26.288	21.806	1'37.048	262,8	10:43'20.180
9	31.119	23.276	26.705	32.982	1'54.082CP	259,6	10:45'14.262
10	10'15.203	24.196	27.349	22.118	11'28.866P	260,9	10:56'43.128
11	26.319	26.326	27.066	21.994	1'41.705	260,9	10:58'24.833
12	26.270	23.042	28.474	33.849	1'51.635P	262,1	11:00'16.468
13	7'14.870	27.388	29.334	22.051	8'33.643CP	244,3	11:08'50.111
14	26.087	22.760	26.463	21.791	1'37.101C	264,7	11:10'27.212
15	25.995	22.858	26.364	21.697	1'36.914	264,1	11:12'04.126
16	26.148	23.053	26.588	22.416	1'38.205	260,9	11:13'42.331
17	26.111	22.818	26.428	21.931	1'37.288	260,9	11:15'19.619
18	26.044	22.708	26.373	21.828	1'36.953	261,5	11:16'56.572
19	26.095	22.751	31.808	36.488	1'57.142P	205,7	11:18'53.714
20	1'20.741	23.212	26.953	22.178	2'33.084P	260,9	11:21'26.798

8° **91 L. HASLAM (1'36.714)**

Lap	Seg.1	Seg.2	Seg.3	Seg.4	Lap Time	km/h	Local Time
1		23.784	26.991	22.134		266,7	10:31'49.850
2	26.339	22.896	26.585	21.610	1'37.430	266,7	10:33'27.280
3	26.250	22.803	26.704	21.822	1'37.579	262,8	10:35'04.859
4	26.242	22.613	26.283	21.576	1'36.714	267,3	10:36'41.573
5	27.256	25.198	26.532	22.005	1'40.991	265,4	10:38'22.564
6	26.299	22.702	26.268	21.734	1'37.003	265,4	10:39'59.567
7	28.027	28.079	26.631	37.723	2'00.460P	264,7	10:42'00.027
8	8'23.111	23.195	26.789	21.931	9'35.026P	260,9	10:51'35.053
9	26.226	22.771	26.364	21.713	1'37.074	264,1	10:53'12.127
10	26.697	25.659	26.758	22.001	1'41.115	264,7	10:54'53.242
11	26.277	25.490	30.505	25.346	1'47.618	249,4	10:56'40.860
12	29.650	23.234	30.003	22.140	1'45.027C	215,1	10:58'25.887
13	26.168	22.828	26.655	34.106	1'49.757P	266,0	11:00'15.644
14	6'38.003	23.983	30.728	22.420	7'55.134P	187,5	11:08'10.778
15	26.292	27.086	27.219	22.901	1'43.498	259,0	11:09'54.276
16	26.285	23.019	26.337	21.861	1'37.502	266,0	11:11'31.778
17	26.400	22.835	26.402	21.944	1'37.581	264,7	11:13'09.359
18	26.317	22.932	26.342	21.936	1'37.527	265,4	11:14'46.886
19	26.568	22.852	26.477	21.816	1'37.713	261,5	11:16'24.599
20	26.259	22.822	26.501	21.970	1'37.552	264,1	11:18'02.151
21	26.440	22.896	26.299	21.994	1'37.629	264,7	11:19'39.780
22	26.311	23.082	28.171	41.847	1'59.411P	237,4	11:21'39.191

11° **21 M. RINALDI (1'36.955)**

Lap	Seg.1	Seg.2	Seg.3	Seg.4	Lap Time	km/h	Local Time
1							10:30'05.812
2	44.086	25.003	28.151	22.298	1'59.538P	267,3	10:32'05.350
3	26.349	22.953	26.800	21.767	1'37.869	270,0	10:33'43.219
4	26.606	22.725	26.876	35.604	1'51.811P	272,7	10:35'35.030
5					8'27.698P		10:44'02.728
6	42.271	23.143	27.104	21.822	1'54.340P	268,0	10:45'57.068
7	26.288	22.730	26.850	21.692	1'37.560	270,0	10:47'34.628
8	26.133	22.598	26.570	21.654	1'36.955	270,0	10:49'11.583
9	26.084	22.523	26.657	35.183	1'50.447P	270,0	10:51'02.030
10					11'54.929P		11:02'56.959
11	42.914	23.233	27.563	22.106	1'55.816P	268,7	11:04'52.775
12	26.414	22.767	26.952	21.715	1'37.848	268,7	11:06'30.623
13	26.383	22.675	27.045	21.845	1'37.948	268,0	11:08'08.571
14	27.379	24.270	28.688	35.782	1'56.119P	264,7	11:10'04.690
15	4'33.134	24.370	27.465	26.622	5'51.591P	267,3	11:15'56.281
16	26.274	22.675	26.644	22.060	1'37.653	271,4	11:17'33.934
17	26.426	22.626	26.917	21.894	1'37.863	272,0	11:19'11.797
18	26.585	22.758	26.934	21.823	1'38.100	270,7	11:20'49.897

9° **11 S. CORTESE (1'36.825)**

Lap	Seg.1	Seg.2	Seg.3	Seg.4	Lap Time	km/h	Local Time
1		25.022	30.168	22.853		184,0	10:32'18.745
2	26.792	23.320	26.951	21.936	1'38.999	264,1	10:33'57.744
3	26.178	22.863	26.514	21.696	1'37.251	265,4	10:35'34.995
4	31.412	23.954	27.513	22.042	1'44.921	264,1	10:37'19.916
5	26.080	22.788	26.300	21.657	1'36.825	264,7	10:38'56.741
6	28.348	23.429	28.235	38.339	1'58.351CP	263,4	10:40'55.092
7	9'30.094	23.425	26.978	22.043	10'42.540P	262,1	10:51'37.632

12° **28 M. REITERBERGER (1'36.968)**

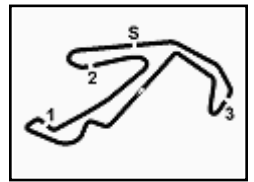
Lap	Seg.1	Seg.2	Seg.3	Seg.4	Lap Time	km/h	Local Time
1							10:30'01.682
2	45.527	25.955	28.881	23.336	2'03.699P	245,5	10:32'05.381
3	26.937	23.758	26.666	22.038	1'39.399	264,7	10:33'44.780
4	26.593	22.853	26.939	22.141	1'38.526	266,0	10:35'23.306
5	26.320	22.786	26.597	21.889	1'37.592	263,4	10:37'00.898
6	26.158	22.676	26.362	21.878	1'37.074	264,1	10:38'37.972

21/06/2019

P = Pits In/Out - C = Lap Time Cancelled

These data/results cannot be reproduced, stored and/or transmitted in whole or in part by any manner of electronic, mechanical, photocopying, recording, broadcasting or otherwise now known or herein after developed without the previous express consent by the copyright owner, except for reproduction in daily press and regular printed publications on sale to the public within 60 days of the event related to those data/results and always provided that copyright symbol appears together as follows below.

© DORNA WSBK ORGANIZATION Srl 2019



Pata Riviera di Rimini Round, 21-23 June 2019

Chronological Analysis Free Practice 1st Session

Misano Circuit Sic 58 4.226 m

3 / 4

7	26.196	22.796	26.462	22.007	1'37.461	264,7	10:40'15.433	10	26.170	23.102	26.795	22.013	1'38.080	255,3	10:56'20.690
8	26.199	23.398	29.670	22.154	1'41.421	236,8	10:41'56.854	11	26.201	22.925	26.806	21.905	1'37.837	257,8	10:57'58.527
9	26.030	22.774	26.362	21.802	1'36.968	264,1	10:43'33.822	12	26.104	22.914	26.690	21.941	1'37.649	259,0	10:59'36.176
10	26.189	25.349	28.807	12'10.711	13'31.056P	231,3	10:57'04.878	13	28.373	24.377	29.572	34.469	1'56.791P	243,2	11:01'32.967
11	44.557	24.616	27.707	22.187	1'59.067P	253,5	10:59'03.945	14	7'25.304	24.274	27.060	22.384	8'39.022P	256,5	11:10'11.989
12	26.111	22.876	27.792	22.091	1'38.870	255,3	11:00'42.815	15	26.279	22.975	26.730	22.009	1'37.993	258,4	11:11'49.982
13	26.054	22.757	26.458	21.995	1'37.264	264,1	11:02'20.079	16	26.201	22.908	26.664	21.858	1'37.631	258,4	11:13'27.613
14	25.932	22.792	26.605	22.067	1'37.396	264,1	11:03'57.475	17	26.145	22.907	26.580	21.858	1'37.490	258,4	11:15'05.103
15	30.361	26.149	28.328	22.743	1'47.581C	247,7	11:05'45.056	18	26.150	22.974	30.463	24.288	1'43.875	259,6	11:16'48.978
16	26.149	22.932	30.414	9'21.804	10'41.299P	212,6	11:16'26.355	19	26.568	23.074	26.649	21.989	1'38.280	259,0	11:18'27.258
17	44.446	28.798	29.537	22.266	2'05.047P	207,3	11:18'31.402	20	26.139	22.905	26.759	22.092	1'37.895	259,0	11:20'05.153
18	26.311	22.947	27.038	22.053	1'38.349	261,5	11:20'09.751								

13° 97 S. CAVALIERI (1'37.309)							
Lap	Seg.1	Seg.2	Seg.3	Seg.4	Lap Time	km/h	Local Time
1		26.271	28.596	22.949		262,1	10:32'21.785
2	26.721	23.308	26.550	22.109	1'38.688	266,7	10:34'00.473
3	26.370	23.008	26.522	22.100	1'38.000	266,7	10:35'38.473
4	26.686	23.366	26.642	22.146	1'38.840	264,7	10:37'17.313
5	26.120	22.962	26.451	21.852	1'37.385	265,4	10:38'54.698
6	26.322	22.880	26.621	21.788	1'37.611	264,1	10:40'32.309
7	26.167	22.881	26.467	21.805	1'37.320	264,1	10:42'09.629
8	26.163	22.875	26.451	21.820	1'37.309	263,4	10:43'46.938
9	27.444	23.421	27.450	36.455	1'54.770P	261,5	10:45'41.708
10	8'27.617	23.896	27.065	22.079	9'40.657P	261,5	10:55'22.365
11	26.258	22.916	26.447	21.925	1'37.546	264,1	10:56'59.911
12	26.203	22.933	26.526	21.892	1'37.554	264,1	10:58'37.465
13	26.381	22.912	26.561	21.976	1'37.830	264,1	11:00'15.295
14	26.343	22.870	26.576	21.889	1'37.678	264,1	11:01'52.973
15	27.388	26.664	28.032	22.658	1'44.742	260,9	11:03'37.715
16	27.861	23.578	27.284	22.387	1'41.110	262,8	11:05'18.825
17	27.587	23.358	27.208	37.076	1'55.229P	262,1	11:07'14.054
18	5'34.399	26.339	28.827	23.086	6'52.651P	258,4	11:14'06.705
19	26.273	22.953	26.480	21.970	1'37.676	263,4	11:15'44.381
20	26.186	23.041	26.537	21.995	1'37.759	264,1	11:17'22.140
21	29.058	24.057	27.087	22.302	1'42.504	262,8	11:19'04.644
22	26.227	22.885	26.476	21.962	1'37.550	263,4	11:20'42.194

16° 36 L. MERCADO (1'37.597)							
Lap	Seg.1	Seg.2	Seg.3	Seg.4	Lap Time	km/h	Local Time
1		25.194	28.194	23.292		259,6	10:31'55.618
2	27.364	23.448	27.162	22.099	1'40.073	261,5	10:33'35.691
3	26.548	23.069	26.862	22.012	1'38.491	260,9	10:35'14.182
4	26.411	23.012	31.335	43.733	2'04.491P	262,8	10:37'18.673
5	7'43.101	24.578	26.799	22.085	8'56.563P	259,6	10:46'15.236
6	26.173	22.981	26.586	21.857	1'37.597	259,6	10:47'52.833
7	26.333	23.176	26.577	21.845	1'37.931	260,2	10:49'30.764
8	26.321	22.979	26.681	21.921	1'37.902	259,0	10:51'08.666
9	26.631	23.294	27.703	34.323	1'51.951P	254,7	10:53'00.617
10	12'11.560	23.402	26.821	22.199	13'23.982P	259,0	11:06'24.599
11	26.332	22.982	26.548	22.001	1'37.863	260,9	11:08'02.462
12	26.231	22.927	26.640	21.983	1'37.781	259,0	11:09'40.243
13	28.588	23.323	27.043	33.443	1'52.397CP	259,6	11:11'32.640
14	2'37.226	23.305	27.877	22.748	3'51.156P	258,4	11:15'23.796
15	26.643	23.045	26.613	21.961	1'38.262	260,9	11:17'02.058
16	26.388	23.059	26.805	22.033	1'38.285	260,9	11:18'40.343
17	26.475	23.095	26.730	22.053	1'38.353	260,9	11:20'18.696

14° 51 M. PIRRO (1'37.311)							
Lap	Seg.1	Seg.2	Seg.3	Seg.4	Lap Time	km/h	Local Time
1							10:30'12.260
2	1'03.007	25.136	28.149	53.544	2'49.836P	265,4	10:33'02.096
3	5'53.193	27.141	27.194	45.704	7'33.232P	265,4	10:40'35.328
4	2'49.251	27.089	26.892	22.193	4'05.425P	266,0	10:44'40.753
5	26.144	22.847			26'15.290P	268,7	11:10'56.043
6	45.247	24.260	27.267	22.302	1'59.076P	264,7	11:12'55.119
7	26.516	22.902	26.655	22.046	1'38.119	268,0	11:14'33.238
8	26.284	22.790	26.706	21.831	1'37.611	268,7	11:16'10.849
9	26.333	22.726	26.609	21.740	1'37.408	268,0	11:17'48.257
10	26.309	22.807	26.580	21.673	1'37.369	268,7	11:19'25.626
11	26.288	22.653	26.559	21.811	1'37.311	266,0	11:21'02.937

17° 81 J. TORRES (1'37.626)							
Lap	Seg.1	Seg.2	Seg.3	Seg.4	Lap Time	km/h	Local Time
1		28.150	30.967	23.375		236,8	10:32'27.152
2	27.250	23.275	27.221	22.099	1'39.845	257,8	10:34'06.997
3	26.510	22.931	26.950	22.046	1'38.437	259,6	10:35'45.434
4	26.438	25.992	26.725	21.951	1'41.106	261,5	10:37'26.540
5	26.370	22.893	26.622	21.872	1'37.757	260,9	10:39'04.297
6	26.291	22.985	26.645	21.932	1'37.853	260,9	10:40'42.150
7	26.296	22.912	27.242	22.141	1'38.591	259,0	10:42'20.741
8	26.192	22.828	26.687	21.919	1'37.626	260,2	10:43'58.367
9	27.126	23.901	27.336	36.355	1'54.718P	252,9	10:45'53.085
10	12'35.382	23.518	27.016	22.219	13'48.135P	257,8	10:59'41.220
11	26.250	22.872	26.873	21.902	1'37.897	257,1	11:01'19.117
12	26.261	22.864	26.736	21.974	1'37.835	259,6	11:02'56.952
13	26.529	22.957	26.848	21.987	1'38.321	259,0	11:04'35.273
14	26.579	23.167	26.924	34.949	1'51.619P	257,8	11:06'26.892

15° 76 L. BAZ (1'37.490)							
Lap	Seg.1	Seg.2	Seg.3	Seg.4	Lap Time	km/h	Local Time
1		25.285	28.187	23.138		253,5	10:32'16.708
2	26.558	23.641	26.952	22.215	1'39.366	258,4	10:33'56.074
3	26.321	23.160	26.679	22.090	1'38.250	259,0	10:35'34.324
4	26.385	23.200	26.717	22.141	1'38.443	259,0	10:37'12.767
5	26.377	23.057	26.685	21.969	1'38.088	258,4	10:38'50.855
6	28.803	25.590	26.757	22.029	1'43.179C	260,2	10:40'34.034
7	26.132	22.775	26.789	21.903	1'37.599	259,0	10:42'11.633
8	28.060	23.676	27.312	36.576	1'55.624CP	254,7	10:44'07.257
9	9'22.108	23.979	27.087	22.179	10'35.353P	255,3	10:54'42.610

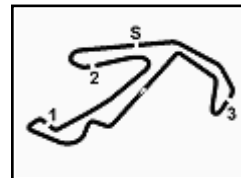
18° 87 L. ZANETTI (1'38.031)							
Lap	Seg.1	Seg.2	Seg.3	Seg.4	Lap Time	km/h	Local Time
1		25.242	28.646	22.776		262,1	10:32'06.512
2	27.228	22.971	27.251	21.911	1'39.361	269,3	10:33'45.873
3	26.585	22.979	26.999	21.851	1'38.414	268,7	10:35'24.287
4	26.623	22.749	26.888	21.846	1'38.106	267,3	10:37'02.393
5	27.305	23.759	27.529	38.153	1'56.746P	266,7	10:38'59.139
6	11'18.796	24.644	31.855	23.766	12'39.061P	224,1	10:51'38.200
7	26.628	22.715	27.128	21.816	1'38.287	269,3	10:53'16.487
8	26.692	22.816	26.843	21.858	1'38.209	270,0	10:54'54.696
9	26.519	22.705	26.836	21.971	1'38.031	269,3	10:56'32.727
10	28.121	23.734	27.583	35.366	1'54.804P	264,7	10:58'27.531
11	19'56.794	23.461	27.188	25.287	21'12.730P	265,4	11:19'40.261
12	26.583	22.741	26.751	21.966	1'38.041	268,0	11:21'18.302

21/06/2019 P = Pits In/Out - C = Lap Time Cancelled

These data/results cannot be reproduced, stored and/or transmitted in whole or in part by any manner of electronic, mechanical, photocopying, recording, broadcasting or otherwise now known or herein after developed without the previous express consent by the copyright owner, except for reproduction in daily press and regular printed publications on sale to the public within 60 days of the event related to those data/results and always provided that copyright symbol appears together as follows below.

© DORNA WSBK ORGANIZATION Srl 2019





Pata Riviera di Rimini Round, 21-23 June 2019

Chronological Analysis Free Practice 1st Session

Misano Circuit Sic 58.4.226 m

4 / 4

19° 52 A. DELBIANCO (1'38.532)

Lap	Seg.1	Seg.2	Seg.3	Seg.4	Lap Time	km/h	Local Time
1		23.751	29.609	22.425		259,0	10:31'53.370
2	26.984	23.223	27.102	22.248	1'39.557	264,1	10:33'32.927
3	26.813	23.215	27.048	22.101	1'39.177	263,4	10:35'12.104
4	26.580	22.994	26.845	22.113	1'38.532	262,8	10:36'50.636
5	26.592	23.074	26.962	22.039	1'38.667	263,4	10:38'29.303
6	32.751	23.395	27.109	12'14.621	13'37.876CP	264,1	10:52'07.179
7	43.654	25.363	27.111	22.293	1'58.421P	260,2	10:54'05.600
8	26.465	23.287	26.933	22.139	1'38.824	261,5	10:55'44.424
9	27.689	24.248	28.083	12'38.295	13'58.315P	255,9	11:09'42.739
10	41.867	23.621	27.526	2'59.433	4'32.447P	257,8	11:14'15.186

20° 72 Y. TAKAHASHI (1'38.650)

Lap	Seg.1	Seg.2	Seg.3	Seg.4	Lap Time	km/h	Local Time
1							10:30'45.283
2	43.863	24.627	28.918	22.991	2'00.399P	260,9	10:32'45.682
3	26.954	23.120	27.661	22.400	1'40.135	262,8	10:34'25.817
4	26.681	23.130	27.289	22.198	1'39.298	264,1	10:36'05.115
5	26.452	23.019	27.096	22.083	1'38.650	262,8	10:37'43.765
6	26.454	23.192	27.510	8'24.627	9'41.783P	261,5	10:47'25.548
7	43.515	25.932	27.612	23.088	2'00.147P	259,6	10:49'25.695
8	31.445	24.226	27.085	22.080	1'44.836	262,8	10:51'10.531
9	26.471	25.172	27.410	22.265	1'41.318	263,4	10:52'51.849
10	26.727	23.149	27.326	22.591	1'39.793	264,1	10:54'31.642
11	26.594	23.112	27.040	22.207	1'38.953	263,4	10:56'10.595
12	27.239	24.275	28.068	4'07.614	5'27.196P	259,6	11:01'37.791
13	44.532	23.992	27.432	22.511	1'58.467P	259,6	11:03'36.258
14	26.615	23.365	27.324	22.244	1'39.548	262,8	11:05'15.806
15	26.577	23.232	27.052	22.125	1'38.986	262,1	11:06'54.792
16	26.581	23.310	27.072	22.213	1'39.176	262,1	11:08'33.968
17	27.731	24.032	27.662	3'08.698	4'28.123P	255,9	11:13'02.091
18	45.892	29.360	27.070	22.471	2'04.793P	263,4	11:15'06.884
19	26.558	23.205	26.991	22.350	1'39.104	262,8	11:16'45.988
20	26.674	23.255	29.318	23.128	1'42.375	262,1	11:18'28.363
21	26.705	23.253	26.956	22.227	1'39.141	264,1	11:20'07.504

21° 23 R. KIYONARI (1'38.842)

Lap	Seg.1	Seg.2	Seg.3	Seg.4	Lap Time	km/h	Local Time
1							10:30'00.894
2	49.442	25.340	28.797	23.128	2'06.707P	251,7	10:32'07.601
3	27.449	25.044	27.998	22.483	1'42.974	262,1	10:33'50.575
4	27.340	23.414	27.628	22.269	1'40.651	262,1	10:35'31.226
5	26.964	26.529	27.922	6'56.534	8'17.949P	260,2	10:43'49.175
6	45.011	23.927	27.842	22.220	1'59.000P	259,6	10:45'48.175
7	26.724	23.424	27.316	22.138	1'39.602	262,8	10:47'27.777
8	26.667	23.135	27.039	22.001	1'38.842	259,6	10:49'06.619
9	26.724	27.752	27.716	22.340	1'44.532	260,9	10:50'51.151
10	26.728	23.251	27.199	22.086	1'39.264	262,1	10:52'30.415
11	27.456	23.632	28.034	3'48.965	5'08.087P	260,9	10:57'38.502
12	48.568	23.869	29.411	22.476	2'04.324P	225,5	10:59'42.826
13	28.302	24.032	27.401	5'51.143	7'10.878P	262,8	11:06'53.704
14	46.333	23.725	27.504	22.376	1'59.938P	260,9	11:08'53.642
15	26.738	23.381	27.219	22.070	1'39.408	260,9	11:10'33.050
16	26.726	29.307	27.446	22.337	1'45.816	260,2	11:12'18.866
17	26.896	23.296	27.259	22.216	1'39.667	260,2	11:13'58.533
18	30.792	24.209	27.543	3'47.857	5'10.401P	260,9	11:19'08.934
19	52.444	29.258	28.377	22.574	2'12.653P	260,9	11:21'21.587

22° 9 D. SCHMITTER (1'40.379)

Lap	Seg.1	Seg.2	Seg.3	Seg.4	Lap Time	km/h	Local Time
1		25.503	29.230	23.660		256,5	10:32'27.060

21/06/2019 P = Pits In/Out - C = Lap Time Cancelled

These data/results cannot be reproduced, stored and/or transmitted in whole or in part by any manner of electronic, mechanical, photocopying, recording, broadcasting or otherwise now known or herein after developed without the previous express consent by the copyright owner, except for reproduction in daily press and regular printed publications on sale to the public within 60 days of the event related to those data/results and always provided that copyright symbol appears together as follows below.

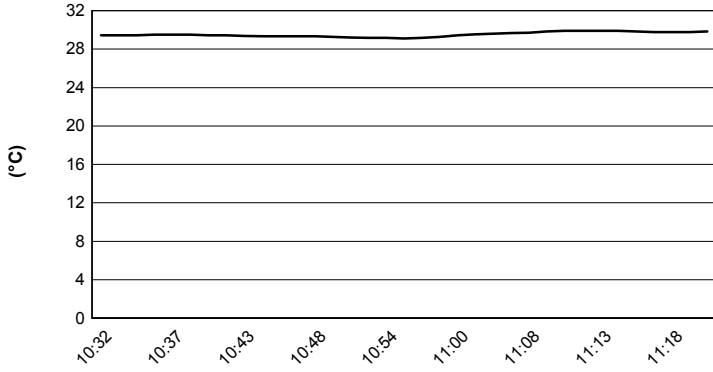
© DORNA WSBK ORGANIZATION Srl 2019



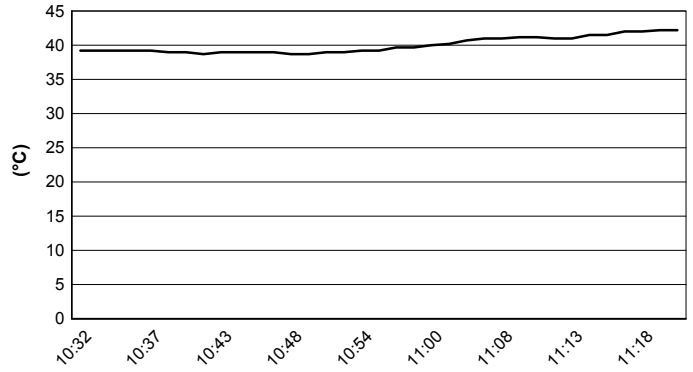
Pata Riviera di Rimini Round, 21-23 June 2019
Weather Report Free Practice 1st Session
 Session started 10:30 - Session ended 11:22

Misano Circuit Sic 58 4.226 m

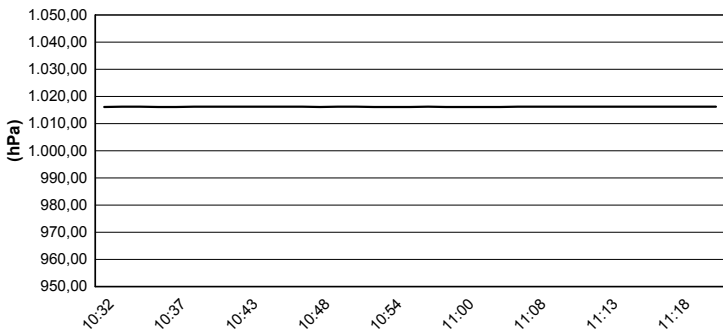
Air Temperature



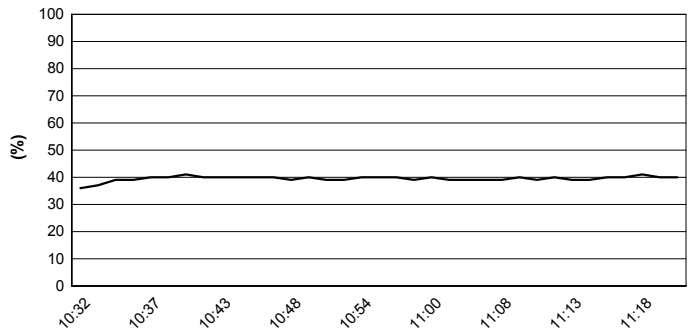
Track Temperature



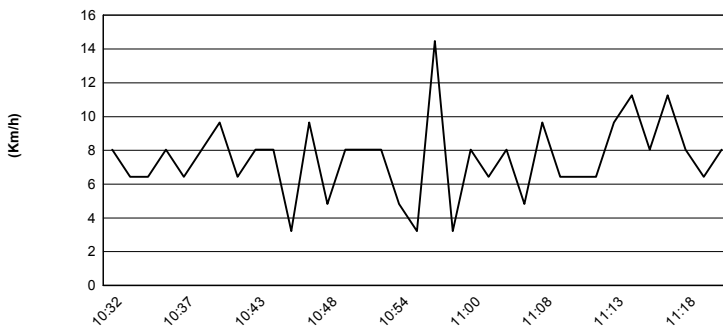
Air Pressure



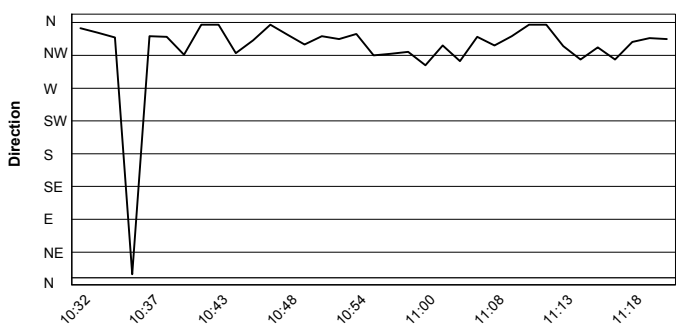
Humidity



Wind Speed



Wind Direction



21/06/2019

These data/results cannot be reproduced, stored and/or transmitted in whole or in part by any manner of electronic, mechanical, photocopying, recording, broadcasting or otherwise now known or herein after developed without the previous express consent by the copyright owner, except for reproduction in daily press and regular printed publications on sale to the public within 60 days of the event related to those data/results and always provided that copyright symbol appears together as follows below.

© DORNA WSBK ORGANIZATION Srl 2019