

Pata Riviera di Rimini Round, 21-23 June 2019

Free Practices Combined Results after FP2

Misano Circuit Sic 58 4.226 m

No. Rider	Nat Team	Bike	Class	FP1	FP2	FP3	Time	Gap	Rel.	Avg	LL
1 60 M. VAN DER MARK	NED Pata Yamaha WorldSBK Team	Yamaha YZF R1		1'36.225	1'36.021		1'36.021			158,440	40
2 1 J. REA	GBR Kawasaki Racing Team WorldSBK	Kawasaki ZX-10RR		1'36.029	1'36.443		1'36.029	0.008	0.008	158,427	36
3 19 A. BAUTISTA	ESP ARUBA.IT Racing - Ducati	Ducati Panigale V4 R		1'36.263	1'36.156		1'36.156	0.135	0.127	158,218	44
4 11 S. CORTESE	GER GRT Yamaha WorldSBK	Yamaha YZF R1	IND	1'36.825	1'36.267		1'36.267	0.246	0.111	158,035	34
5 22 A. LOWES	GBR Pata Yamaha WorldSBK Team	Yamaha YZF R1		1'36.380	1'36.506		1'36.380	0.359	0.113	157,850	37
6 66 T. SYKES	GBR BMW Motorrad WorldSBK Team	BMW S1000 RR		1'36.555	1'36.382		1'36.382	0.361	0.002	157,847	31
7 21 M. RINALDI	ITA BARNI Racing Team	Ducati Panigale V4 R	IND	1'36.955	1'36.463		1'36.463	0.442	0.081	157,714	38
8 7 C. DAVIES	GBR ARUBA.IT Racing - Ducati	Ducati Panigale V4 R		1'36.544	1'36.690		1'36.544	0.523	0.081	157,582	39
9 33 M. MELANDRI	ITA GRT Yamaha WorldSBK	Yamaha YZF R1	IND	1'36.629	1'36.784		1'36.629	0.608	0.085	157,443	38
10 91 L. HASLAM	GBR Kawasaki Racing Team WorldSBK	Kawasaki ZX-10RR		1'36.714	1'37.138		1'36.714	0.693	0.085	157,305	39
11 54 T. RAZGATLIOGLU	TUR Turkish Puccetti Racing	Kawasaki ZX-10RR	IND	1'36.914	1'36.774		1'36.774	0.753	0.060	157,208	37
12 51 M. PIRRO	ITA BARNI Racing Team	Ducati Panigale V4 R	IND	1'37.311	1'36.884		1'36.884	0.863	0.110	157,029	29
13 28 M. REITERBERGER	GER BMW Motorrad WorldSBK Team	BMW S1000 RR		1'36.968	1'37.116		1'36.968	0.947	0.084	156,893	25
14 81 J. TORRES	ESP Team Pedercini Racing	Kawasaki ZX-10RR	IND	1'37.626	1'37.109		1'37.109	1.088	0.141	156,665	32
15 87 L. ZANETTI	ITA Team Goeleven	Ducati Panigale V4 R	IND	1'38.031	1'37.217		1'37.217	1.196	0.108	156,491	27
16 97 S. CAVALIERI	ITA Motocorsa Racing	Ducati Panigale V4 R	IND	1'37.309	1'37.895		1'37.309	1.288	0.092	156,343	42
17 76 L. BAZ	FRA Ten Kate Racing - Yamaha	Yamaha YZF R1	IND	1'37.490	1'37.581		1'37.490	1.469	0.181	156,053	33
18 36 L. MERCADO	ARG Orelac Racing VerdNatura	Kawasaki ZX-10RR	IND	1'37.597	1'37.988		1'37.597	1.576	0.107	155,882	34
19 52 A. DELBIANCO	ITA Althea Mie Racing Team	Honda CBR1000RR	IND	1'38.532	1'38.911		1'38.532	2.511	0.935	154,403	22
20 72 Y. TAKAHASHI	JPN Moriwaki Althea Honda Team	Honda CBR1000RR		1'38.650	1'38.578		1'38.578	2.557	0.046	154,331	38
21 23 R. KIYONARI	JPN Moriwaki Althea Honda Team	Honda CBR1000RR		1'38.842	1'39.598		1'38.842	2.821	0.264	153,918	36
22 9 D. SCHMITTER	SUI iXS Racing powered by YART	Yamaha YZF R1	IND	1'40.379	1'39.508		1'39.508	3.487	0.666	152,888	41

21/06/2019

These data/results cannot be reproduced, stored and/or transmitted in whole or in part by any manner of electronic, mechanical, photocopying, recording, broadcasting or otherwise now known or herein after developed without the previous express consent by the copyright owner, except for reproduction in daily press and regular printed publications on sale to the public within 60 days of the event related to those data/results and always provided that copyright symbol appears together as follows below.

© DORNA WSBK ORGANIZATION Srl 2019

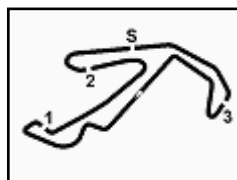
FIKIR PERUGIA TIMING



Official Tyre Supplier



Official Timekeeper



Pata Riviera di Rimini Round, 21-23 June 2019

Results Free Practice 2nd Session

Misano Circuit Sic 58 4.226 m

1 / 2

No.	Rider	Nat	Team	Bike	Class	Time	Gap	Rel.	Laps	Speed	
										Avg	Max
1	60 M. VAN DER MARK	NED	Pata Yamaha WorldSBK Team	Yamaha YZF R1		1'36.021			19	158,440	265,4
2	19 A. BAUTISTA	ESP	ARUBA.IT Racing - Ducati	Ducati Panigale V4 R		1'36.156	0.135	0.135	22	158,218	270,0
3	11 S. CORTESE	GER	GRT Yamaha WorldSBK	Yamaha YZF R1	IND	1'36.267	0.246	0.111	18	158,035	263,4
4	66 T. SYKES	GBR	BMW Motorrad WorldSBK Team	BMW S1000 RR		1'36.382	0.361	0.115	17	157,847	263,4
5	1 J. REA	GBR	Kawasaki Racing Team WorldSBK	Kawasaki ZX-10RR		1'36.443	0.422	0.061	21	157,747	264,7
6	21 M. RINALDI	ITA	BARNI Racing Team	Ducati Panigale V4 R	IND	1'36.463	0.442	0.020	21	157,714	266,7
7	22 A. LOWES	GBR	Pata Yamaha WorldSBK Team	Yamaha YZF R1		1'36.506	0.485	0.043	18	157,644	264,7
8	7 C. DAVIES	GBR	ARUBA.IT Racing - Ducati	Ducati Panigale V4 R		1'36.690	0.669	0.184	21	157,344	267,3
9	54 T. RAZGATLIOGLU	TUR	Turkish Puccetti Racing	Kawasaki ZX-10RR	IND	1'36.774	0.753	0.084	18	157,208	263,4
10	33 M. MELANDRI	ITA	GRT Yamaha WorldSBK	Yamaha YZF R1	IND	1'36.784	0.763	0.010	20	157,191	262,8
11	51 M. PIRRO	ITA	BARNI Racing Team	Ducati Panigale V4 R	IND	1'36.884	0.863	0.100	19	157,029	266,7
12	81 J. TORRES	ESP	Team Pedercini Racing	Kawasaki ZX-10RR	IND	1'37.109	1.088	0.225	19	156,665	259,0
13	28 M. REITERBERGER	GER	BMW Motorrad WorldSBK Team	BMW S1000 RR		1'37.116	1.095	0.007	8	156,654	262,1
14	91 L. HASLAM	GBR	Kawasaki Racing Team WorldSBK	Kawasaki ZX-10RR		1'37.138	1.117	0.022	18	156,618	267,3
15	87 L. ZANETTI	ITA	Team Goeleven	Ducati Panigale V4 R	IND	1'37.217	1.196	0.079	16	156,491	268,0
16	76 L. BAZ	FRA	Ten Kate Racing - Yamaha	Yamaha YZF R1	IND	1'37.581	1.560	0.364	14	155,907	257,8
17	97 S. CAVALIERI	ITA	Motocorsa Racing	Ducati Panigale V4 R	IND	1'37.895	1.874	0.314	21	155,407	261,5
18	36 L. MERCADO	ARG	Orelac Racing VerdNatura	Kawasaki ZX-10RR	IND	1'37.988	1.967	0.093	18	155,260	260,2
19	72 Y. TAKAHASHI	JPN	Moriwaki Althea Honda Team	Honda CBR1000RR		1'38.578	2.557	0.590	18	154,331	260,9
20	52 A. DELBIANCO	ITA	Althea Mie Racing Team	Honda CBR1000RR	IND	1'38.911	2.890	0.333	13	153,811	262,1
21	9 D. SCHMITTER	SUI	iXS Racing powered by YART	Yamaha YZF R1	IND	1'39.508	3.487	0.597	22	152,888	257,8
22	23 R. KIYONARI	JPN	Moriwaki Althea Honda Team	Honda CBR1000RR		1'39.598	3.577	0.090	18	152,750	261,5

Qualifying Lap Time (107% of 1'36.021): 1'42.743

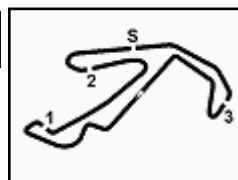
AIR	Humidity:	55%	Temp:	29°C
TRACK	Condition:	Dry	Temp:	46°C

Records	Pole	(SP2)	2018 T.Sykes	1'33.640	162,470	Km/h
	Race	(RC2)	2015 J.Rea	1'34.720	160,620	Km/h
	All Times	(SP2)	2018 T.Sykes	1'33.640	162,470	Km/h

Start 21/06/2019 15:00 End 15:52 The results are provisional until the end of the time limit for protests and appeals and the completion of the technical checks.

These data/results cannot be reproduced, stored and/or transmitted in whole or in part by any manner of electronic, mechanical, photocopying, recording, broadcasting or otherwise now known or herein after developed without the previous express consent by the copyright owner, except for reproduction in daily press and regular printed publications on sale to the public within 60 days of the event related to those data/results and always provided that copyright symbol appears together as follows below.

© DORNA WSBK ORGANIZATION Srl 2019



Pata Riviera di Rimini Round, 21-23 June 2019

Results Free Practice 2nd Session

Misano Circuit Sic 58 4.226 m

2 / 2

Session Highlights

Local Time	No. Rider	Description
15.00.00		Start
15.00.03		WorldSBK Pit Intervention Time: 1min 6secs
15.03.49	28 M. REITERBERGER	Current Lap Cancelled - Exceeded Track Limits - Turn 1
15.05.12	60 M. VAN DER MARK	Current Lap Cancelled - Exceeded Track Limits - Turn 1
15.05.31	87 L. ZANETTI	Current Lap Cancelled - Exceeded Track Limits - Turn 1
15.08.18	91 L. HASLAM	Crashed - Turn 14
15.08.29	91 L. HASLAM	Re-joined
15.08.37	54 T. RAZGATLIOGLU	Current Lap Cancelled - Exceeded Track Limits - Turn 1
15.08.39	52 A. DELBIANCO	Current Lap Cancelled - Exceeded Track Limits - Turn 1
15.09.45	51 M. PIRRO	Crashed - Turn 4
15.10.01	51 M. PIRRO	Re-joined
15.11.58	33 M. MELANDRI	Current Lap Cancelled - Exceeded Track Limits - Turn 1
15.12.11	97 S. CAVALIERI	Current Lap Cancelled - Exceeded Track Limits - Turn 1
15.13.23	60 M. VAN DER MARK	Current Lap Cancelled - Exceeded Track Limits - Turn 1
15.19.42	28 M. REITERBERGER	Crashed - Turn 2
15.22.01	76 L. BAZ	Current Lap Cancelled - Exceeded Track Limits - Turn 1
15.25.51	97 S. CAVALIERI	Crashed - Turn 14
15.26.11	97 S. CAVALIERI	Re-joined
15.26.33	36 L. MERCADO	Current Lap Cancelled - Exceeded Track Limits - Turn 1
15.27.02	76 L. BAZ	Current Lap Cancelled - Exceeded Track Limits - Turn 1
15.28.23	91 L. HASLAM	Current Lap Cancelled - Exceeded Track Limits - Turn 1
15.28.47	72 Y. TAKAHASHI	Current Lap Cancelled - Exceeded Track Limits - Turn 1
15.29.33	22 A. LOWES	Lap Cancelled (1'37.235) - Exceeded Track Limits - Turn 16
15.31.15	33 M. MELANDRI	Current Lap Cancelled - Exceeded Track Limits - Turn 1
15.42.09	52 A. DELBIANCO	Stop - Technical Problem
15.42.15	52 A. DELBIANCO	Current Lap Cancelled - Exceeded Track Limits - Turn 1
15.42.42	52 A. DELBIANCO	Technical Problem - Turn 3
15.45.39	33 M. MELANDRI	Current Lap Cancelled - Exceeded Track Limits - Turn 1
15.45.48	7 C. DAVIES	Lap Cancelled (1'36.457) - Exceeded Track Limits - Turn 11
15.46.44	54 T. RAZGATLIOGLU	Current Lap Cancelled - Exceeded Track Limits - Turn 1
15.47.45	1 J. REA	Crashed - Turn 2
15.50.46		RED FLAG
15.50.53	60 M. VAN DER MARK	Crashed - Turn 16
15.52.26	54 T. RAZGATLIOGLU	Lap Cancelled (1'36.566) - Exceeded Track Limits - Turn 16
15.52.32		End Of Session

Fastest Laps Sequence

No.	Rider	Nat	Team	Bike	Local Time	Time	Gap	Avg
1	J. REA	GBR	Kawasaki Racing Team WorldSBK	Kawasaki ZX-10RR	15:03'23.568	1'36.589		157,509
66	T. SYKES	GBR	BMW Motorrad WorldSBK Team	BMW S1000 RR	15:15'57.145	1'36.532	-0.057	157,602
11	S. CORTESE	GER	GRT Yamaha WorldSBK	Yamaha YZF R1	15:23'17.891	1'36.267	-0.265	158,035
19	A. BAUTISTA	ESP	ARUBA.IT Racing - Ducati	Ducati Panigale V4 R	15:38'26.393	1'36.156	-0.111	158,218
60	M. VAN DER MARK	NED	Pata Yamaha WorldSBK Team	Yamaha YZF R1	15:49'00.975	1'36.021	-0.135	158,440

Start 15:00 End 15:52 The results are provisional until the end of the time limit for protests and appeals and the completion of the technical checks.

These data/results cannot be reproduced, stored and/or transmitted in whole or in part by any manner of electronic, mechanical, photocopying, recording, broadcasting or otherwise now known or herein after developed without the previous express consent by the copyright owner, except for reproduction in daily press and regular printed publications on sale to the public within 60 days of the event related to those data/results and always provided that copyright symbol appears together as follows below.

© DORNA WSBK ORGANIZATION Srl 2019

Pata Riviera di Rimini Round, 21-23 June 2019

Best Sectors & Speed Free Practice 2nd Session

Misano Circuit Sic 58 4.226 m

BEST LAP			
1	60 M. VAN DER MARK	Yamaha YZF R1	1'36.021
2	19 A. BAUTISTA	Ducati Panigale V4 R	1'36.156
3	11 S. CORTESE	Yamaha YZF R1	1'36.267
4	66 T. SYKES	BMW S1000 RR	1'36.382
5	1 J. REA	Kawasaki ZX-10RR	1'36.443
6	21 M. RINALDI	Ducati Panigale V4 R	1'36.463
7	22 A. LOWES	Yamaha YZF R1	1'36.506
8	7 C. DAVIES	Ducati Panigale V4 R	1'36.690
9	54 T. RAZGATLIOGLU	Kawasaki ZX-10RR	1'36.774
10	33 M. MELANDRI	Yamaha YZF R1	1'36.784
11	51 M. PIRRO	Ducati Panigale V4 R	1'36.884
12	81 J. TORRES	Kawasaki ZX-10RR	1'37.109
13	28 M. REITERBERGER	BMW S1000 RR	1'37.116
14	91 L. HASLAM	Kawasaki ZX-10RR	1'37.138
15	87 L. ZANETTI	Ducati Panigale V4 R	1'37.217
16	76 L. BAZ	Yamaha YZF R1	1'37.581
17	97 S. CAVALIERI	Ducati Panigale V4 R	1'37.895
18	36 L. MERCADO	Kawasaki ZX-10RR	1'37.988
19	72 Y. TAKAHASHI	Honda CBR1000RR	1'38.578
20	52 A. DELBIANCO	Honda CBR1000RR	1'38.911
21	9 D. SCHMITTER	Yamaha YZF R1	1'39.508
22	23 R. KIYONARI	Honda CBR1000RR	1'39.598

SPEED			
1	19 A. BAUTISTA	Ducati Panigale V4 R	270,0
2	87 L. ZANETTI	Ducati Panigale V4 R	268,0
3	91 L. HASLAM	Kawasaki ZX-10RR	267,3
4	7 C. DAVIES	Ducati Panigale V4 R	267,3
5	21 M. RINALDI	Ducati Panigale V4 R	266,7
6	51 M. PIRRO	Ducati Panigale V4 R	266,7
7	60 M. VAN DER MARK	Yamaha YZF R1	265,4
8	1 J. REA	Kawasaki ZX-10RR	264,7
9	22 A. LOWES	Yamaha YZF R1	264,7
10	66 T. SYKES	BMW S1000 RR	263,4
11	54 T. RAZGATLIOGLU	Kawasaki ZX-10RR	263,4
12	11 S. CORTESE	Yamaha YZF R1	263,4
13	33 M. MELANDRI	Yamaha YZF R1	262,8
14	52 A. DELBIANCO	Honda CBR1000RR	262,1
15	28 M. REITERBERGER	BMW S1000 RR	262,1
16	23 R. KIYONARI	Honda CBR1000RR	261,5
17	97 S. CAVALIERI	Ducati Panigale V4 R	261,5
18	72 Y. TAKAHASHI	Honda CBR1000RR	260,9
19	36 L. MERCADO	Kawasaki ZX-10RR	260,2
20	81 J. TORRES	Kawasaki ZX-10RR	259,0
21	76 L. BAZ	Yamaha YZF R1	257,8
22	9 D. SCHMITTER	Yamaha YZF R1	257,8

SEG. 1		SEG. 2		SEG. 3		SEG. 4		
1	11 S. CORTESE	25.816	1	21 M. RINALDI	22.408	1	19 A. BAUTISTA	21.508
2	60 M. VAN DER MARK	25.838	2	7 C. DAVIES	22.429	2	21 M. RINALDI	21.536
3	54 T. RAZGATLIOGLU	25.864	3	19 A. BAUTISTA	22.439	3	1 J. REA	21.541
4	28 M. REITERBERGER	25.905	4	60 M. VAN DER MARK	22.482	4	22 A. LOWES	21.547
5	7 C. DAVIES	25.910	5	11 S. CORTESE	22.567	5	1 J. REA	21.618
6	1 J. REA	25.916	6	54 T. RAZGATLIOGLU	22.570	6	11 S. CORTESE	21.621
7	19 A. BAUTISTA	25.943	7	1 J. REA	22.603	7	91 L. HASLAM	21.624
8	33 M. MELANDRI	25.964	8	51 M. PIRRO	22.605	8	54 T. RAZGATLIOGLU	21.677
9	22 A. LOWES	25.968	9	22 A. LOWES	22.623	9	33 M. MELANDRI	21.688
10	66 T. SYKES	25.985	10	91 L. HASLAM	22.645	10	7 C. DAVIES	21.698
11	21 M. RINALDI	26.009	11	66 T. SYKES	22.658	11	60 M. VAN DER MARK	21.707
12	76 L. BAZ	26.045	12	33 M. MELANDRI	22.664	12	54 T. RAZGATLIOGLU	21.743
13	91 L. HASLAM	26.064	13	87 L. ZANETTI	22.707	13	81 J. TORRES	21.754
14	51 M. PIRRO	26.102	14	81 J. TORRES	22.722	14	91 L. HASLAM	21.773
15	81 J. TORRES	26.110	15	28 M. REITERBERGER	22.803	15	28 M. REITERBERGER	21.807
16	97 S. CAVALIERI	26.234	16	97 S. CAVALIERI	22.860	16	36 L. MERCADO	21.855
17	87 L. ZANETTI	26.299	17	76 L. BAZ	22.908	17	76 L. BAZ	21.860
18	36 L. MERCADO	26.308	18	36 L. MERCADO	22.919	18	97 S. CAVALIERI	21.933
19	72 Y. TAKAHASHI	26.400	19	52 A. DELBIANCO	23.021	19	72 Y. TAKAHASHI	22.022
20	52 A. DELBIANCO	26.406	20	72 Y. TAKAHASHI	23.087	20	23 R. KIYONARI	22.097
21	9 D. SCHMITTER	26.589	21	23 R. KIYONARI	23.260	21	52 A. DELBIANCO	22.129
22	23 R. KIYONARI	26.689	22	9 D. SCHMITTER	23.399	22	9 D. SCHMITTER	22.260

21/06/2019

These data/results cannot be reproduced, stored and/or transmitted in whole or in part by any manner of electronic, mechanical, photocopying, recording, broadcasting or otherwise now known or herein after developed without the previous express consent by the copyright owner, except for reproduction in daily press and regular printed publications on sale to the public within 60 days of the event related to those data/results and always provided that copyright symbol appears together as follows below.

© DORNA WSBK ORGANIZATION Srl 2019

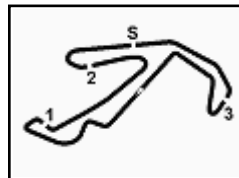
FICR PERUGIA TIMING



Official Tyre Supplier



Official Timekeeper



Pata Riviera di Rimini Round, 21-23 June 2019

Ideal Times Free Practice 2nd Session

Misano Circuit Sic 58 4.226 m

No.	Rider	Nat	Bike	Seg. 1	Seg. 2	Seg. 3	Seg. 4	Ideal Time		
				Diff. 1	Diff. 2	Diff. 3	Diff. 4	Best Lap	Pos.	Diff.
1	60 M. VAN DER MARK	NED	Yamaha YZF R1	25.838	22.482	25.994	21.707	1'36.021		
2	19 A. BAUTISTA	ESP	Ducati Panigale V4 R	25.943 +0.043	22.439 +0.062	26.157	21.508 +0.004	1'36.047		
3	11 S. CORTESE	GER	Yamaha YZF R1	25.816	22.567 +0.011	26.175	21.618 +0.080	1'36.176		
4	1 J. REA	GBR	Kawasaki ZX-10RR	25.916 +0.035	22.603	26.172	21.541 +0.176	1'36.232		
5	66 T. SYKES	GBR	BMW S1000 RR	25.985	22.658 +0.023	26.054	21.621 +0.041	1'36.318		
6	7 C. DAVIES	GBR	Ducati Panigale V4 R	25.910 +0.212	22.429	26.310 +0.102	21.677 +0.050	1'36.326		
7	22 A. LOWES	GBR	Yamaha YZF R1	25.968 +0.027	22.623 +0.084	26.157	21.624 +0.023	1'36.372		
8	21 M. RINALDI	ITA	Ducati Panigale V4 R	26.009 +0.045	22.408	26.420	21.536 +0.045	1'36.373		
9	54 T. RAZGATLIOGLU	TUR	Kawasaki ZX-10RR	25.864 +0.106	22.570 +0.074	26.289	21.743 +0.128	1'36.466		
10	33 M. MELANDRI	ITA	Yamaha YZF R1	25.964 +0.096	22.664 +0.068	26.304	21.688	1'36.620		
11	91 L. HASLAM	GBR	Kawasaki ZX-10RR	26.064 +0.156	22.645	26.205 +0.145	21.773 +0.150	1'36.687		
12	51 M. PIRRO	ITA	Ducati Panigale V4 R	26.102	22.605	26.565	21.547 +0.065	1'36.819		
13	81 J. TORRES	ESP	Kawasaki ZX-10RR	26.110 +0.015	22.722 +0.069	26.439	21.754	1'37.025		
14	28 M. REITERBERGER	GER	BMW S1000 RR	25.905	22.803	26.526	21.807 +0.075	1'37.041		
15	87 L. ZANETTI	ITA	Ducati Panigale V4 R	26.299	22.707	26.513	21.698	1'37.217		
16	76 L. BAZ	FRA	Yamaha YZF R1	26.045	22.908 +0.013	26.638	21.860 +0.117	1'37.451		
17	97 S. CAVALIERI	ITA	Ducati Panigale V4 R	26.234 +0.075	22.860	26.695 +0.086	21.933 +0.012	1'37.722		
18	36 L. MERCADO	ARG	Kawasaki ZX-10RR	26.308 +0.027	22.919 +0.180	26.699	21.855	1'37.781		
19	72 Y. TAKAHASHI	JPN	Honda CBR1000RR	26.400	23.087	27.019 +0.050	22.022	1'38.528		
20	52 A. DELBIANCO	ITA	Honda CBR1000RR	26.406 +0.045	23.021 +0.198	26.997 +0.102	22.129 +0.013	1'38.553		
21	23 R. KIYONARI	JPN	Honda CBR1000RR	26.689 +0.018	23.260 +0.050	27.314 +0.123	22.097 +0.047	1'39.360		
22	9 D. SCHMITTER	SUI	Yamaha YZF R1	26.589	23.399 +0.035	27.225	22.260	1'39.473		
Overall Ideal Time				25.816	22.408	25.994	21.508	1'35.726		

21/06/2019

These data/results cannot be reproduced, stored and/or transmitted in whole or in part by any manner of electronic, mechanical, photocopying, recording, broadcasting or otherwise now known or herein after developed without the previous express consent by the copyright owner, except for reproduction in daily press and regular printed publications on sale to the public within 60 days of the event related to those data/results and always provided that copyright symbol appears together as follows below.

© DORNA WSBK ORGANIZATION Srl 2019

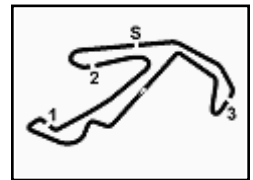
PIRELLI PERUGIA TIMING



Official Tyre Supplier



Official Timekeeper



Pata Riviera di Rimini Round, 21-23 June 2019 Chronological Analysis Free Practice 2nd Session

Misano Circuit Sic 58 4.226 m

1 / 4

1° 60 M. VAN DER MARK (1'36.021)							
Lap	Seg.1	Seg.2	Seg.3	Seg.4	Lap Time	km/h	Local Time
1			26.642	21.813		260,9	15:01'48.196
2	26.046	22.927	26.478	21.799	1'37.250	259,0	15:03'25.446
3	26.112	22.916	26.429	21.760	1'37.217	259,0	15:05'02.663
4	31.643	23.821	26.382	21.861	1'43.707C	260,9	15:06'46.370
5	26.091	22.860	26.299	22.044	1'37.294	260,2	15:08'23.664
6	26.072	22.852	26.252	21.900	1'37.076	259,6	15:10'00.740
7	26.060	22.812	26.221	21.789	1'36.882	260,2	15:11'37.622
8	26.007	22.734	26.264	21.927	1'36.932	260,2	15:13'14.554
9	27.233	23.297	27.068	33.663	1'51.261CP	257,1	15:15'05.815
10	8'41.406	23.170	26.435	21.933	9'52.944P	262,1	15:24'58.759
11	26.026	22.757	26.252	21.894	1'36.929	262,8	15:26'35.688
12	26.173	22.724	26.165	22.012	1'37.074	262,8	15:28'12.762
13	26.284	22.719	26.237	21.857	1'37.097	262,8	15:29'49.859
14	26.143	22.742	26.163	33.310	1'48.358P	263,4	15:31'38.217
15	5'50.449	22.881	26.400	21.877	7'01.607P	259,0	15:38'39.824
16	26.071	22.648	26.312	21.924	1'36.955	260,9	15:40'16.779
17	26.027	22.791	26.376	32.400	1'47.594P	258,4	15:42'04.373
18	2'26.593	28.039	27.622	21.844	3'44.098P	262,8	15:45'48.471
19	25.914	22.622	26.064	21.883	1'36.483	265,4	15:47'24.954
20	25.838	22.482	25.994	21.707	1'36.021	262,1	15:49'00.975

13	26.140	22.567	26.224	21.884	1'36.815	263,4	15:31'27.546
14	28.137	24.603	27.346	37.024	1'57.110P	257,1	15:33'24.656
15	9'57.879	23.981	27.166	22.062	11'11.088P	258,4	15:44'35.744
16	25.949	22.655	26.287	21.743	1'36.634	258,4	15:46'12.378
17	26.075	22.631	26.191	21.800	1'36.697	262,1	15:47'49.075
18	26.388	22.691	26.515	21.668	1'37.262	257,1	15:49'26.337
19	26.054	22.677	26.231	43.492	1'58.454CP	260,2	15:51'24.791

2° 19 A. BAUTISTA (1'36.156)							
Lap	Seg.1	Seg.2	Seg.3	Seg.4	Lap Time	km/h	Local Time
1							15:00'05.923
2	43.044	23.374	27.510	22.414	1'56.342P	268,0	15:02'02.265
3	26.865	22.941	26.894	7'35.539	8'52.239P	266,7	15:10'54.504
4	42.380	23.075	26.805	21.767	1'54.027P	267,3	15:12'48.531
5	26.151	22.654	26.418	21.590	1'36.813	268,7	15:14'25.344
6	26.048	22.733	26.374	21.754	1'36.909	268,7	15:16'02.253
7	26.049	22.664	26.579	21.743	1'37.035	268,7	15:17'39.288
8	26.137	22.916	26.508	21.545	1'37.106	266,7	15:19'16.394
9	26.072	22.605	26.460	21.646	1'36.783	268,7	15:20'53.177
10	26.121	22.582	26.592	21.619	1'36.914	268,7	15:22'30.091
11	26.067	22.587	26.411	21.578	1'36.643	268,7	15:24'06.734
12	26.140	22.537	26.702	21.607	1'36.986	267,3	15:25'43.720
13	29.989	23.637	27.806	6'13.954	7'35.386P	266,7	15:33'19.106
14	42.149	22.888	26.660	22.954	1'54.651P	267,3	15:35'13.757
15	26.014	22.572	26.299	21.595	1'36.480	267,3	15:36'50.237
16	25.986	22.501	26.157	21.512	1'36.156	269,3	15:38'26.393
17	26.272	22.652	26.379	21.683	1'36.986	268,0	15:40'03.379
18	25.992	22.515	26.431	21.508	1'36.446	267,3	15:41'39.825
19	25.943	24.186	26.697	21.588	1'38.414	267,3	15:43'18.239
20	26.009	22.439	26.367	21.511	1'36.326	268,0	15:44'54.565
21	26.028	22.506	26.502	21.631	1'36.667	270,0	15:46'31.232
22	26.011	22.469	26.394	21.612	1'36.486	268,0	15:48'07.718
23	26.042	22.503	26.361	21.587	1'36.493	268,0	15:49'44.211

4° 66 T. SYKES (1'36.382)							
Lap	Seg.1	Seg.2	Seg.3	Seg.4	Lap Time	km/h	Local Time
1							14:59'51.745
2	1'07.550	31.041	32.443	22.146	2'33.180P	228,8	15:02'24.925
3	26.270	22.835	27.244	24.962	1'41.311	259,6	15:04'06.236
4	26.142	22.724	26.725	21.795	1'37.386	258,4	15:05'43.622
5	26.908	23.443	27.120	5'24.710	6'42.181P	258,4	15:12'25.803
6	43.176	23.176	26.523	21.935	1'54.810P	260,2	15:14'20.613
7	25.989	22.664	26.230	21.649	1'36.532	260,9	15:15'57.145
8	26.201	22.658	26.375	21.768	1'37.002	262,1	15:17'34.147
9	26.074	22.733	26.405	21.810	1'37.022	261,5	15:19'11.169
10	26.979	23.276	27.097	5'48.487	7'05.839P	260,2	15:26'17.008
11	50.647	23.903	27.892	22.316	2'04.758P	258,4	15:28'21.766
12	26.767	23.204	26.744	21.986	1'38.701	260,2	15:30'00.467
13	26.355	23.200	27.098	22.234	1'38.887	260,2	15:31'39.354
14	26.456	23.299	27.538	10'35.827	11'53.120P	258,4	15:43'32.474
15	55.014	23.449	29.437	22.181	2'10.081P	176,5	15:45'42.555
16	25.985	22.681	26.054	21.662	1'36.382	261,5	15:47'18.937
17	26.072	22.736	26.147	21.621	1'36.576	263,4	15:48'55.513
18	26.182	22.670	26.350	21.638	1'36.840	263,4	15:50'32.353

3° 11 S. CORTESE (1'36.267)							
Lap	Seg.1	Seg.2	Seg.3	Seg.4	Lap Time	km/h	Local Time
1		23.795	27.249	22.242		259,0	15:01'51.179
2	26.337	23.025	26.606	21.904	1'37.872	260,9	15:03'29.051
3	26.137	22.854	26.526	21.835	1'37.352	259,6	15:05'06.403
4	26.361	22.871	26.601	22.017	1'37.850	257,8	15:06'44.253
5	26.653	27.100	27.117	22.450	1'43.320	258,4	15:08'27.573
6	26.664	23.248	27.147	35.006	1'52.065P	259,0	15:10'19.638
7	10'09.840	23.457	26.963	21.726	11'21.986P	259,6	15:21'41.624
8	25.816	22.578	26.175	21.698	1'36.267	259,0	15:23'17.891
9	25.858	22.643	26.247	21.618	1'36.366	259,0	15:24'54.257
10	26.922	23.273	27.322	25.497	1'43.014	251,7	15:26'37.271
11	26.126	22.642	26.180	21.691	1'36.639	262,1	15:28'13.910
12	26.213	22.603	26.316	21.689	1'36.821	262,1	15:29'50.731

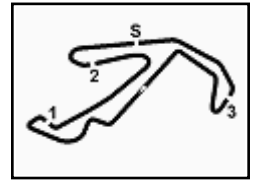
5° 1 J. REA (1'36.443)							
Lap	Seg.1	Seg.2	Seg.3	Seg.4	Lap Time	km/h	Local Time
1		23.351	26.978	21.809		260,9	15:01'46.979
2	25.916	22.709	26.423	21.541	1'36.589	261,5	15:03'23.568
3	26.053	22.666	26.279	21.718	1'36.716	260,2	15:05'00.284
4	25.952	22.675	26.386	21.668	1'36.681	260,2	15:06'36.965
5	25.920	22.681	26.375	21.699	1'36.675	260,9	15:08'13.640
6	26.189	22.701	26.451	21.632	1'36.973	260,9	15:09'50.613
7	26.076	22.669	26.287	21.649	1'36.681	260,2	15:11'27.294
8	25.975	22.651	26.342	21.684	1'36.652	262,8	15:13'03.946
9	26.131	22.636	26.382	21.716	1'36.865	261,5	15:14'40.811
10	27.374	23.219	27.215	33.975	1'51.783P	259,6	15:16'32.594
11	5'51.130	23.282	27.198	22.129	7'03.739P	260,9	15:23'36.333
12	26.128	22.838	26.658	21.905	1'37.529	260,2	15:25'13.862
13	26.132	22.749	26.558	22.005	1'37.444	260,9	15:26'51.306
14	26.943	23.494	27.131	32.602	1'50.170P	257,8	15:28'41.476
15	1'23.107	23.204	27.116	21.960	2'35.387P	259,6	15:31'16.863
16	26.001	22.713	26.447	21.876	1'37.037	262,1	15:32'53.900
17	26.056	22.687	26.291	21.704	1'36.738	260,9	15:34'30.638
18	25.927	22.809	26.348	21.953	1'37.037	260,2	15:36'07.675
19	27.562	23.902	26.629	32.492	1'50.585P	261,5	15:37'58.260
20	4'58.670	25.500	27.053	21.962	6'13.185P	263,4	15:44'11.445
21	25.951	22.603	26.172	21.717	1'36.443	262,8	15:45'47.888
22	25.964	22.826	26.259	22.613	1'37.662	264,7	15:47'25.550

6° 21 M. RINALDI (1'36.463)							
Lap	Seg.1	Seg.2	Seg.3	Seg.4	Lap Time	km/h	Local Time
1							15:00'02.887
2	44.959	23.779	28.053	22.029	1'58.820P	264,1	15:02'01.707
3	27.071	23.089	26.852	21.862	1'38.874	266,7	15:03'40.581
4	26.243	22.756	26.744	21.752	1'37.495	266,0	15:05'18.076
5	26.227	22.772	26.943	21.702	1'37.644	265,4	15:06'55.720
6	30.099	23.596	27.077	22.378	1'43.150	265,4	15:08'38.870
7	26.416	22.808	26.795	21.839	1'37.858	266,0	15:10'16.728

21/06/2019 P = Pits In/Out - C = Lap Time Cancelled

These data/results cannot be reproduced, stored and/or transmitted in whole or in part by any manner of electronic, mechanical, photocopying, recording, broadcasting or otherwise now known or herein after developed without the previous express consent by the copyright owner, except for reproduction in daily press and regular printed publications on sale to the public within 60 days of the event related to those data/results and always provided that copyright symbol appears together as follows below.

© DORNA WSBK ORGANIZATION Srl 2019



Pata Riviera di Rimini Round, 21-23 June 2019 Chronological Analysis Free Practice 2nd Session

Misano Circuit Sic 58 4.226 m

2 / 4

8	26.519	23.200	29.161	37.258	1'56.138P	254,1	15:12'12.866
9					10'10.605P		15:22'23.471
10	42.959	23.465	27.266	22.165	1'55.855P	262,1	15:24'19.326
11	26.304	22.916	26.851	21.904	1'37.975	264,1	15:25'57.301
12	26.338	22.743	26.866	21.785	1'37.732	264,7	15:27'35.033
13	26.288	22.845	26.903	21.797	1'37.833	265,4	15:29'12.866
14	26.348	22.719	26.729	21.735	1'37.531	265,4	15:30'50.397
15	26.279	22.559	26.680	21.568	1'37.086	266,7	15:32'27.483
16	29.139	24.352	29.103	37.307	1'59.901P	255,3	15:34'27.384
17					7'16.922P		15:41'44.306
18	44.721	25.432	27.736	28.181	2'06.070P	264,1	15:43'50.376
19	26.086	22.513	26.837	21.588	1'37.024	265,4	15:45'27.400
20	26.009	22.590	26.537	21.536	1'36.672	265,4	15:47'04.072
21	26.054	22.408	26.420	21.581	1'36.463	266,0	15:48'40.535
22	28.596	25.017	28.732	22.847	1'45.192	261,5	15:50'25.727

9° 54 T. RAZGATLIOGLU (1'36.774)							
Lap	Seg.1	Seg.2	Seg.3	Seg.4	Lap Time	km/h	Local Time
1		23.713	27.242	22.076		260,2	15:01'49.327
2	26.256	22.795	26.885	21.848	1'37.784	260,2	15:03'27.111
3	26.367	22.764	26.397	21.871	1'37.399	262,1	15:05'04.510
4	26.404	22.931	26.889	24.019	1'40.243	256,5	15:06'44.753
5	29.757	22.974	26.702	22.017	1'41.450	261,5	15:08'26.203
6	29.012	23.045	26.833	32.203	1'51.093CP	262,8	15:10'17.296
7	8'52.164	28.587	27.496	22.204	10'10.451P	255,9	15:20'27.747
8	27.006	23.477	27.233	22.067	1'39.783	255,3	15:22'07.530
9	26.096	22.844	30.371	22.362	1'41.673	184,9	15:23'49.203
10	26.155	22.834	29.992	33.882	1'52.863P	258,4	15:25'42.066
11	7'33.096	24.987	29.594	21.983	8'49.660P	217,3	15:34'31.726
12	26.179	22.909	26.503	21.866	1'37.457	260,2	15:36'09.183
13	26.173	23.045	26.665	31.979	1'47.862P	257,8	15:37'57.045
14	4'10.939	23.900	27.129	21.743	5'23.711P	258,4	15:43'20.756
15	25.970	22.644	26.289	21.871	1'36.774	259,0	15:44'57.530
16	25.864	22.672	26.433	21.820	1'36.789	259,6	15:46'34.319
17	26.451	22.942	27.112	21.785	1'38.290C	263,4	15:48'12.609
18	25.985	22.570	26.376	21.635	1'36.566C	257,8	15:49'49.175
19	26.069	22.757	29.015	34.319	1'52.160CP	258,4	15:51'41.335

7° 22 A. LOWES (1'36.506)							
Lap	Seg.1	Seg.2	Seg.3	Seg.4	Lap Time	km/h	Local Time
1		23.490	27.151	21.860		259,0	15:01'49.463
2	26.226	22.883	26.392	21.763	1'37.264	261,5	15:03'26.727
3	25.998	22.808	26.326	21.825	1'36.957	263,4	15:05'03.684
4	30.203	27.653	26.908	38.745	2'03.509P	262,1	15:07'07.193
5	13'20.222	23.241	26.597	22.002	14'32.062P	260,9	15:21'39.255
6	26.079	22.893	30.050	22.168	1'41.190	246,0	15:23'20.445
7	26.317	22.894	26.420	21.778	1'37.409	260,9	15:24'57.854
8	26.216	22.796	26.345	21.878	1'37.235C	261,5	15:26'35.089
9	26.073	22.803	26.384	21.765	1'37.025	261,5	15:28'12.114
10	26.060	22.880	26.502	21.819	1'37.261	262,8	15:29'49.375
11	26.193	22.783	26.502	33.489	1'48.967P	262,1	15:31'38.342
12	6'25.738	24.726	28.435	22.208	7'41.107P	237,9	15:39'19.449
13	25.982	22.822	26.212	21.710	1'36.726	261,5	15:40'56.175
14	26.093	22.623	26.261	21.653	1'36.630	261,5	15:42'32.805
15	26.054	22.825	26.191	21.637	1'36.707	262,1	15:44'09.512
16	25.968	22.665	26.299	21.638	1'36.570	262,1	15:45'46.082
17	26.009	22.749	26.187	21.624	1'36.569	262,8	15:47'22.651
18	25.995	22.707	26.157	21.647	1'36.506	263,4	15:48'59.157
19	26.106	22.630	26.278	21.653	1'36.667	264,7	15:50'35.824

10° 33 M. MELANDRI (1'36.784)							
Lap	Seg.1	Seg.2	Seg.3	Seg.4	Lap Time	km/h	Local Time
1		24.121	28.060	22.734		258,4	15:01'57.689
2	26.891	23.103	26.890	21.999	1'38.883	261,5	15:03'36.572
3	26.225	22.757	26.889	21.851	1'37.722	260,2	15:05'14.294
4	26.085	22.867	26.391	21.912	1'37.255	260,9	15:06'51.549
5	27.100	23.734	27.458	22.917	1'41.209	259,6	15:08'32.758
6	26.275	22.867	26.641	21.833	1'37.616	261,5	15:10'10.374
7	26.338	22.839	26.618	21.872	1'37.667	259,6	15:11'48.041
8	29.662	23.571	27.370	34.201	1'54.804CP	260,2	15:13'42.845
9	9'35.744	24.162	27.456	22.425	10'49.787P	257,1	15:24'32.632
10	26.352	22.884	26.920	22.459	1'38.615	259,0	15:26'11.247
11	26.340	22.867	26.660	21.941	1'37.808	259,6	15:27'49.055
12	26.523	22.939	27.082	21.862	1'38.406	260,9	15:29'27.461
13	26.326	22.844	26.671	21.947	1'37.788	260,2	15:31'05.249
14	28.734	23.527	27.744	34.260	1'54.265CP	257,8	15:32'59.514
15	6'10.655	24.110	27.062	22.154	7'23.981P	258,4	15:40'23.495
16	26.060	22.732	26.304	21.688	1'36.784	259,6	15:42'00.279
17	25.964	29.678	29.055	27.115	1'51.812	255,9	15:43'52.091
18	26.094	22.828	26.322	21.723	1'36.967	259,6	15:45'29.058
19	34.750	24.214	27.269	22.076	1'48.309C	256,5	15:47'17.367
20	26.131	22.664	26.404	21.706	1'36.905	260,9	15:48'54.272
21	28.648	26.824	26.606	25.882	1'47.960	262,8	15:50'42.232

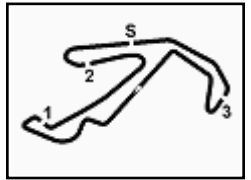
8° 7 C. DAVIES (1'36.690)							
Lap	Seg.1	Seg.2	Seg.3	Seg.4	Lap Time	km/h	Local Time
1							15:00'31.852
2	43.448	24.430	28.088	23.221	1'59.187P	261,5	15:02'31.039
3	26.318	22.849	26.712	22.090	1'37.969	266,0	15:04'09.008
4	26.200	22.630	26.785	21.855	1'37.470	265,4	15:05'46.478
5	26.250	22.587	30.260	23.359	1'42.456	205,7	15:07'28.934
6	26.240	22.716	26.862	22.191	1'38.009	265,4	15:09'06.943
7	27.514	23.879	28.134	8'19.775	9'39.302P	249,4	15:18'46.245
8	41.902	23.266	27.374	23.115	1'55.657P	265,4	15:20'41.902
9	26.274	22.798	26.649	21.927	1'37.648	265,4	15:22'19.550
10	26.158	22.698	26.781	23.353	1'38.990	265,4	15:23'58.540
11	26.090	22.663	26.846	21.785	1'37.384	264,1	15:25'35.924
12	26.174	22.639	26.734	21.955	1'37.502	264,7	15:27'13.426
13	27.802	25.445	27.333	6'11.554	7'32.134P	264,1	15:34'45.560
14	41.906	23.569	27.869	22.285	1'55.629P	259,6	15:36'41.189
15	25.910	22.931	26.543	21.776	1'37.160	264,7	15:38'18.349
16	25.974	22.604	26.720	21.677	1'36.975	265,4	15:39'55.324
17	26.021	22.564	26.611	21.734	1'36.930	266,0	15:41'32.254
18	27.749	25.156	28.170	22.233	1'43.308	257,1	15:43'15.562
19	26.028	22.456	26.310	21.663	1'36.457C	267,3	15:44'52.019
20	29.086	26.335	27.600	22.512	1'45.533	262,8	15:46'37.552
21	27.743	23.180	27.299	23.184	1'41.406	266,0	15:48'18.958
22	26.122	22.429	26.412	21.727	1'36.690	267,3	15:49'55.648

11° 51 M. PIRRO (1'36.884)							
Lap	Seg.1	Seg.2	Seg.3	Seg.4	Lap Time	km/h	Local Time
1							15:00'14.211
2	48.082	27.105	29.516	22.560	2'07.263P	243,8	15:02'21.474
3	26.887	26.091	28.123	22.243	1'43.344	262,8	15:04'04.818
4	26.284	22.747	32.343	21.841	1'43.215	172,5	15:05'48.033
5	26.102	22.605	26.565	21.612	1'36.884	265,4	15:07'24.917
6	26.331	22.608	26.632	21.547	1'37.118	264,7	15:09'02.035
7	59.235	27.138	28.511	9'11.946	11'06.830P	247,1	15:20'08.865
8	1'01.324	24.262	27.571	22.452	2'15.609P	263,4	15:22'24.474
9	26.638	22.812	26.933	21.842	1'38.225	266,0	15:24'02.699
10	26.489	22.706	26.742	21.859	1'37.796	265,4	15:25'40.495
11	26.442	22.732	27.731	40.990	1'57.895P	266,0	15:27'38.390
12					9'38.571P		15:37'16.961
13	56.125	24.309	27.282	22.045	2'09.761P	264,7	15:39'26.722
14	26.431	23.007	27.142	21.869	1'38.449	260,9	15:41'05.171
15	26.196	22.620	27.591	22.127	1'38.534	266,7	15:42'43.705

21/06/2019 P = Pits In/Out - C = Lap Time Cancelled

These data/results cannot be reproduced, stored and/or transmitted in whole or in part by any manner of electronic, mechanical, photocopying, recording, broadcasting or otherwise now known or herein after developed without the previous express consent by the copyright owner, except for reproduction in daily press and regular printed publications on sale to the public within 60 days of the event related to those data/results and always provided that copyright symbol appears together as follows below.

© DORNA WSBK ORGANIZATION Srl 2019



Pata Riviera di Rimini Round, 21-23 June 2019 Chronological Analysis Free Practice 2nd Session

Misano Circuit Sic 58 4.226 m

3 / 4

Lap	Seg.1	Seg.2	Seg.3	Seg.4	Lap Time	km/h	Local Time
16	26.337	22.902	26.775	21.729	1'37.743	265,4	15:44'21.448
17	26.380	22.871	26.737	21.903	1'37.891	266,7	15:45'59.339
18	26.580	22.784	27.246	21.843	1'38.453	266,7	15:47'37.792
19	26.460	22.716	26.786	21.813	1'37.775	266,7	15:49'15.567
20	26.702	24.220	27.898	22.925	1'41.745C	264,1	15:50'57.312

12° 81 J. TORRES (1'37.109)							
Lap	Seg.1	Seg.2	Seg.3	Seg.4	Lap Time	km/h	Local Time
1		23.993	27.280	22.101		254,7	15:01'52.716
2	26.474	23.063	26.717	21.944	1'38.198	259,0	15:03'30.914
3	27.020	23.109	27.110	21.969	1'39.208	252,9	15:05'10.122
4	26.384	22.895	26.645	21.874	1'37.798	259,0	15:06'47.920
5	26.244	22.945	26.632	22.036	1'37.857	257,1	15:08'25.777
6	26.734	23.962	29.129	34.597	1'54.422P	217,3	15:10'20.199
7	7'13.221	23.884	27.269	21.997	8'26.371P	254,1	15:18'46.570
8	26.251	23.039	26.900	21.929	1'38.119	255,3	15:20'24.689
9	26.308	23.153	28.321	25.606	1'43.388	244,3	15:22'08.077
10	27.320	23.281	27.068	33.750	1'51.419P	254,7	15:23'59.496
11	10'38.046	23.461	27.145	22.107	11'50.759P	254,7	15:35'50.255
12	26.190	22.854	26.800	21.894	1'37.738	255,9	15:37'27.993
13	26.110	22.825	26.738	21.929	1'37.602	257,1	15:39'05.595
14	26.117	22.768	26.627	21.852	1'37.364	257,1	15:40'42.959
15	26.125	22.791	26.439	21.754	1'37.109	257,8	15:42'20.068
16	26.200	22.937	26.723	21.918	1'37.778	257,8	15:43'57.846
17	26.318	22.858	26.666	21.853	1'37.695	257,1	15:45'35.541
18	26.126	22.844	26.560	21.833	1'37.363	257,8	15:47'12.904
19	26.571	22.988	26.505	21.941	1'38.005	257,1	15:48'50.909
20	26.244	22.722	26.584	21.886	1'37.436	257,8	15:50'28.345

13° 28 M. REITERBERGER (1'37.116)							
Lap	Seg.1	Seg.2	Seg.3	Seg.4	Lap Time	km/h	Local Time
1		24.430	29.387	24.023		238,4	15:01'56.506
2	27.189	23.468	27.272	23.704	1'41.633	256,5	15:03'38.139
3	32.893	23.714	29.123	4'08.660	5'34.390CP	244,3	15:09'12.529
4	43.774	23.874	27.264	21.813	1'56.725P	255,9	15:11'09.254
5	26.123	23.107	26.572	21.907	1'37.709	259,0	15:12'46.963
6	26.053	22.811	26.619	21.947	1'37.430	259,6	15:14'24.393
7	25.905	22.803	26.526	21.882	1'37.116	259,6	15:16'01.509
8	26.058	22.871	26.614	21.926	1'37.469	260,2	15:17'38.978
9	26.157	23.408	26.635	21.807	1'38.007	262,1	15:19'16.985

14° 91 L. HASLAM (1'37.138)							
Lap	Seg.1	Seg.2	Seg.3	Seg.4	Lap Time	km/h	Local Time
1		23.434	26.602	22.317		261,5	15:01'48.469
2	26.163	22.758	26.509	21.773	1'37.203	267,3	15:03'25.672
3	26.160	22.789	26.528	21.922	1'37.399	262,1	15:05'03.071
4	31.441	23.402	27.705	21.885	1'44.433	259,0	15:06'47.504
5	26.064	22.796	26.205	59.303	2'14.368P	263,4	15:09'01.872
6	8'06.282	23.709	27.184	22.332	9'19.507P	257,1	15:18'21.379
7	26.260	22.892	26.367	21.874	1'37.393	260,9	15:19'58.772
8	26.171	22.878	26.651	21.870	1'37.570	260,9	15:21'36.342
9	26.138	22.662	26.706	22.045	1'37.551	260,2	15:23'13.893
10	26.241	22.792	26.559	21.878	1'37.470	260,2	15:24'51.363
11	30.992	25.597	26.517	21.926	1'45.032	262,8	15:26'36.395
12	26.220	22.645	26.350	21.923	1'37.138	261,5	15:28'13.533
13	27.837	24.655	26.888	36.246	1'55.626CP	262,8	15:30'09.159
14	5'48.405	23.496	26.900	22.321	7'01.122P	259,0	15:37'10.281
15	26.299	22.809	26.755	21.954	1'37.817	261,5	15:38'48.098
16	26.270	22.847	26.704	36.074	1'51.895P	262,8	15:40'39.993
17	5'34.814	23.047	26.594	22.223	6'46.678P	262,1	15:47'26.671
18	26.900	23.002	26.531	21.975	1'38.408	262,1	15:49'05.079
19	27.449	26.076	29.583	41.291	2'04.399CP	241,6	15:51'09.478

15° 87 L. ZANETTI (1'37.217)							
Lap	Seg.1	Seg.2	Seg.3	Seg.4	Lap Time	km/h	Local Time
1		24.328	27.795	22.059		260,9	15:02'04.386
2	26.889	23.012	27.030	21.835	1'38.766	266,0	15:03'43.152
3	26.582	22.860	26.735	21.802	1'37.979	264,7	15:05'21.131
4	32.748	26.171	26.960	21.887	1'47.766C	265,4	15:07'08.897
5	26.638	22.814	27.085	21.895	1'38.432	264,7	15:08'47.329
6	26.608	22.923	26.887	21.819	1'38.237	266,0	15:10'26.566
7	26.501	22.856	26.613	21.842	1'37.812	265,4	15:12'03.378
8	26.634	22.827	27.037	34.154	1'50.652P	265,4	15:13'54.030
9	13'26.985	23.629	27.216	22.199	14'40.029P	264,7	15:28'34.059
10	26.712	23.099	26.757	21.966	1'38.534	266,0	15:30'12.593
11	26.510	22.949	26.889	22.119	1'38.467	266,7	15:31'51.060
12	27.500	23.323	27.450	36.203	1'54.476P	263,4	15:33'45.536
13	8'55.564	25.208	27.804	24.400	10'12.976P	264,1	15:43'58.512
14	26.479	22.887	26.816	21.890	1'38.072	266,0	15:45'26.584
15	26.796	24.780	27.548	21.863	1'40.987	252,3	15:47'17.571
16	26.299	22.707	26.513	21.698	1'37.217	268,0	15:48'54.788
17	26.370	22.712	27.233	21.732	1'38.047	258,4	15:50'32.835

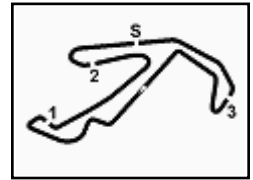
16° 76 L. BAZ (1'37.581)							
Lap	Seg.1	Seg.2	Seg.3	Seg.4	Lap Time	km/h	Local Time
1		23.746	27.192	22.526		257,1	15:01'51.676
2	26.180	23.165	26.755	21.860	1'37.960	257,1	15:03'29.636
3	26.045	22.921	26.638	21.977	1'37.581	257,8	15:05'07.217
4	26.285	22.908	26.668	21.914	1'37.775	257,1	15:06'44.992
5	26.272	23.060	26.843	22.002	1'38.177	255,3	15:08'23.169
6	26.230	25.943	30.785	34.282	1'57.240P	248,8	15:10'20.409
7	6'59.545	24.424	27.333	22.836	8'14.138P	251,7	15:18'34.547
8	26.300	23.234	27.067	22.230	1'38.831	252,3	15:20'13.378
9	26.413	23.144	26.872	22.118	1'38.547	254,7	15:21'51.925
10	28.915	23.802	27.707	24.422	1'44.846C	252,9	15:23'36.771
11	26.179	23.004	26.689	21.920	1'37.792	255,9	15:25'14.563
12	26.255	22.939	26.739	22.020	1'37.953	256,5	15:26'52.516
13	27.320	23.614	27.069	34.340	1'52.343CP	255,3	15:28'44.859
14	6'05.422	31.037	30.997	37.315	7'44.771P	236,3	15:36'29.630
15	5'03.682	30.590	30.934	42.706	6'47.912P	243,8	15:43'17.542

17° 97 S. CAVALIERI (1'37.895)							
Lap	Seg.1	Seg.2	Seg.3	Seg.4	Lap Time	km/h	Local Time
1		24.374	27.786	22.525		260,9	15:02'05.090
2	26.642	23.794	31.299	22.568	1'44.303	211,8	15:03'49.393
3	26.830	23.338	26.791	22.010	1'38.969	259,6	15:05'28.362
4	26.234	23.161	26.737	22.174	1'38.306	260,2	15:07'06.668
5	26.326	22.995	26.745	22.175	1'38.241	261,5	15:08'44.909
6	26.377	23.041	26.807	22.026	1'38.251	260,2	15:10'23.160
7	26.377	23.097	26.788	22.042	1'38.304	260,2	15:12'01.464
8	29.442	23.248	27.187	35.388	1'55.265CP	260,2	15:13'56.729
9	9'01.395	24.066	27.305	22.156	10'14.922P	257,1	15:24'11.651
10	26.416	23.007	27.655	1'08.037	2'25.115P	259,6	15:26'36.766
11	5'18.714	25.216	27.727	22.483	6'34.140P	257,8	15:33'10.906
12	26.326	22.991	26.695	22.007	1'38.019	260,2	15:34'48.925
13	26.322	22.919	26.700	22.190	1'38.131	259,6	15:36'27.056
14	26.311	22.972	26.986	22.039	1'38.308	261,5	15:38'05.364
15	26.324	22.914	26.781	21.943	1'37.962	260,2	15:39'43.326
16	26.455	22.974	26.802	21.933	1'38.164	260,2	15:41'21.490
17	26.316	22.997	26.738	21.965	1'38.016	260,2	15:42'59.506
18	26.263	22.906	26.785	21.978	1'37.932	261,5	15:44'37.438
19	26.309	22.860	26.781	21.945	1'37.895	260,2	15:46'15.333
20	26.299	22.865	26.797	22.011	1'37.972	260,9	15:47'53.305
21	28.177	25.900	28.033	22.401	1'44.511	259,0	15:49'37.816
22	26.422	23.021	26.867	45.672	2'01.982CP	260,9	15:51'39.798

21/06/2019 P = Pits In/Out - C = Lap Time Cancelled

These data/results cannot be reproduced, stored and/or transmitted in whole or in part by any manner of electronic, mechanical, photocopying, recording, broadcasting or otherwise now known or herein after developed without the previous express consent by the copyright owner, except for reproduction in daily press and regular printed publications on sale to the public within 60 days of the event related to those data/results and always provided that copyright symbol appears together as follows below.

© DORNA WSBK ORGANIZATION Srl 2019



Pata Riviera di Rimini Round, 21-23 June 2019 Chronological Analysis Free Practice 2nd Session

Misano Circuit Sic 58 4.226 m

4 / 4

18° 36 L. MERCADO (1'37.988)							
Lap	Seg.1	Seg.2	Seg.3	Seg.4	Lap Time	km/h	Local Time
1		23.980	28.105	22.202	255.3	15:01'54.552	
2	26.335	23.099	26.699	21.855	1'37.988	259.0	15:03'32.540
3	26.308	22.919	26.970	21.985	1'38.182	259.0	15:05'10.722
4	26.851	23.085	26.850	22.007	1'38.793	257.8	15:06'49.515
5	26.501	23.190	26.780	21.942	1'38.413	259.0	15:08'27.928
6	26.579	23.257	27.096	34.432	1'51.364P	260.2	15:10'19.292
7	11'32.155	24.365	27.510	22.221	12'46.251P	255.3	15:23'05.543
8	26.577	23.302	26.932	21.958	1'38.769	254.7	15:24'44.312
9	26.503	23.274	26.971	22.012	1'38.760	255.9	15:26'23.072
10	32.871	30.588	27.281	22.064	1'52.804C	259.0	15:28'15.876
11	26.631	23.109	26.841	21.989	1'38.570	258.4	15:29'54.446
12	26.689	23.233	27.869	33.417	1'51.208P	253.5	15:31'45.654
13	8'20.848	26.961	27.071	22.102	9'36.982P	258.4	15:41'22.636
14	26.668	23.191	26.966	22.017	1'38.842	258.4	15:43'01.478
15	26.587	23.055	26.847	22.088	1'38.577	258.4	15:44'40.055
16	26.480	23.055	26.829	21.932	1'38.296	257.8	15:46'18.351
17	26.456	23.089	26.888	21.982	1'38.415	257.8	15:47'56.766
18	26.553	23.233	26.946	21.985	1'38.817	256.5	15:49'35.583
19	26.459	23.088	26.803	39.167	1'55.517CP	257.8	15:51'31.100

1		25.039	30.573	22.774	241.6	15:02'01.336	
2	27.235	24.052	27.756	22.680	1'41.723	257.8	15:03'43.059
3	27.148	23.688	27.451	22.507	1'40.794	257.1	15:05'23.853
4	26.825	23.676	27.441	22.434	1'40.376	252.9	15:07'04.229
5	26.930	23.644	28.471	36.485	1'55.530P	252.9	15:08'59.759
6	7'02.203	25.895	28.555	22.560	8'19.213P	252.3	15:17'18.972
7	26.675	23.563	27.685	22.407	1'40.330	253.5	15:18'59.302
8	26.589	23.434	27.225	22.260	1'39.508	254.1	15:20'38.810
9	30.145	25.711	27.749	22.391	1'45.996	257.8	15:22'24.806
10	26.817	23.399	27.929	36.366	1'54.511P	255.9	15:24'19.317
11	5'48.569	24.043	27.679	22.414	7'02.705P	252.9	15:31'22.022
12	26.735	23.693	27.688	22.639	1'40.755	252.9	15:33'02.777
13	26.816	23.713	27.435	22.456	1'40.420	252.9	15:34'43.197
14	27.667	23.817	27.461	22.427	1'41.372	252.9	15:36'24.569
15	27.059	23.734	27.660	23.258	1'41.711	253.5	15:38'06.280
16	27.058	23.843	27.630	22.399	1'40.930	253.5	15:39'47.210
17	26.939	23.905	27.597	22.519	1'40.960	254.1	15:41'28.170
18	26.874	23.713	28.676	22.841	1'42.104	253.5	15:43'10.274
19	27.235	23.811	27.587	22.508	1'41.141	252.9	15:44'51.415
20	27.035	23.649	27.783	22.419	1'40.886	252.3	15:46'32.301
21	27.086	23.805	27.661	22.489	1'41.041	254.7	15:48'13.342
22	27.334	23.886	27.615	22.398	1'41.233	253.5	15:49'54.575
23	27.258	23.792	31.291	41.051	2'03.392CP	252.3	15:51'57.967

19° 72 Y. TAKAHASHI (1'38.578)							
Lap	Seg.1	Seg.2	Seg.3	Seg.4	Lap Time	km/h	Local Time
1					2'02.060P	259.0	15:00'01.546
2	47.935	23.956	27.723	22.446	15:02'03.606		
3	26.757	25.484	27.305	22.165	1'41.711	260.9	15:03'45.317
4	26.658	23.504	27.285	22.238	1'39.685	260.9	15:05'25.002
5	26.696	23.542	27.277	22.100	1'39.615	259.6	15:07'04.617
6	29.125	25.234	27.998	16'29.040	17'51.397P	252.9	15:24'56.014
7	46.252	23.729	28.351	22.436	2'00.768P	255.3	15:26'56.782
8	26.740	23.277	27.134	22.136	1'39.287	259.6	15:28'36.069
9	32.072	23.388	27.154	22.129	1'44.743C	257.8	15:30'20.812
10	26.431	23.244	27.052	22.171	1'38.898	260.9	15:31'59.710
11	26.866	23.540	28.352	3'40.747	4'59.505P	254.7	15:36'59.215
12	44.079	23.974	27.421	22.282	1'57.756P	255.9	15:38'56.971
13	26.538	23.388	27.102	22.111	1'39.139	259.0	15:40'36.110
14	26.400	23.087	27.069	22.022	1'38.578	259.6	15:42'14.688
15	26.736	23.279	27.176	22.172	1'39.363	259.0	15:43'54.051
16	26.510	23.198	27.256	22.104	1'39.068	260.2	15:45'33.119
17	26.660	23.287	27.019	22.243	1'39.209	259.0	15:47'12.328
18	27.303	23.321	27.045	22.108	1'39.777	260.2	15:48'52.103
19	26.620	23.240	27.136	22.272	1'39.268	260.2	15:50'31.373

22° 23 R. KIYONARI (1'39.598)							
Lap	Seg.1	Seg.2	Seg.3	Seg.4	Lap Time	km/h	Local Time
1							14:59'55.372
2	50.121	24.782	28.407	22.728	2'06.038P	254.1	15:02'01.410
3	28.499	27.653	27.873	22.867	1'46.892	258.4	15:03'48.302
4	27.665	24.081	27.616	4'59.814	6'19.176P	261.5	15:10'07.478
5	47.228	24.275	28.024	22.634	2'02.161P	259.0	15:12'09.639
6	27.013	23.952	27.740	22.741	1'41.446	259.0	15:13'51.085
7	27.669	23.700	27.671	5'05.654	6'24.694P	258.4	15:20'15.779
8	45.909	24.584	27.957	22.887	2'01.337P	257.1	15:22'17.116
9	26.856	23.319	27.314	22.335	1'39.824	260.2	15:23'56.940
10	26.689	23.426	27.611	22.103	1'39.829	258.4	15:25'36.769
11	27.610	26.314	28.182	6'04.245	7'26.351P	258.4	15:33'03.120
12	45.064	23.957	27.685	24.826	2'01.532P	259.6	15:35'04.652
13	27.779	23.420	27.580	22.313	1'41.092	257.8	15:36'45.744
14	26.707	23.310	27.437	22.144	1'39.598	257.8	15:38'25.342
15	28.090	24.114	28.296	3'43.505	5'04.005P	258.4	15:43'29.347
16	1'02.970	30.147	28.431	23.187	2'24.735P	256.5	15:45'54.082
17	27.634	23.575	27.602	22.403	1'41.214	257.8	15:47'35.296
18	26.994	23.260	27.542	22.097	1'39.893	258.4	15:49'15.189
19	26.736	23.439	27.357	22.622	1'40.154C	258.4	15:50'55.343

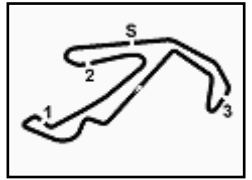
20° 52 A. DELBIANCO (1'38.911)							
Lap	Seg.1	Seg.2	Seg.3	Seg.4	Lap Time	km/h	Local Time
1		23.804	27.271	22.413	259.0	15:01'51.921	
2	26.451	23.219	27.099	22.142	1'38.911	256.5	15:03'30.832
3	26.855	23.602	27.205	22.129	1'39.791	256.5	15:05'10.623
4	26.694	23.452	27.163	22.188	1'39.497	262.1	15:06'50.120
5	26.427	23.021	26.997	22.607	1'39.052	260.9	15:08'29.172
6	28.413	24.585	26.923	13'55.658	15'15.579CP	262.1	15:23'44.751
7	45.084	24.116	28.703	22.261	2'00.164P	216.4	15:25'44.915
8	26.609	23.272	27.289	22.405	1'39.575	257.8	15:27'24.490
9	26.699	23.387	28.225	4'49.929	6'08.240P	253.5	15:33'32.730
10	41.914	24.398	27.423	22.224	1'55.959P	255.9	15:35'28.689
11	26.406	23.213	27.155	22.329	1'39.103	256.5	15:37'07.792
12	26.534	23.208	27.099	22.332	1'39.173	256.5	15:38'46.965
13	26.582	23.147	27.026	22.312	1'39.067	258.4	15:40'26.032
14	26.503	23.221	27.143	22.225	1'39.092	257.1	15:42'05.124

21° 9 D. SCHMITTER (1'39.508)							
Lap	Seg.1	Seg.2	Seg.3	Seg.4	Lap Time	km/h	Local Time

21/06/2019 P = Pits In/Out - C = Lap Time Cancelled

These data/results cannot be reproduced, stored and/or transmitted in whole or in part by any manner of electronic, mechanical, photocopying, recording, broadcasting or otherwise now known or herein after developed without the previous express consent by the copyright owner, except for reproduction in daily press and regular printed publications on sale to the public within 60 days of the event related to those data/results and always provided that copyright symbol appears together as follows below.

© DORNA WSBK ORGANIZATION Srl 2019



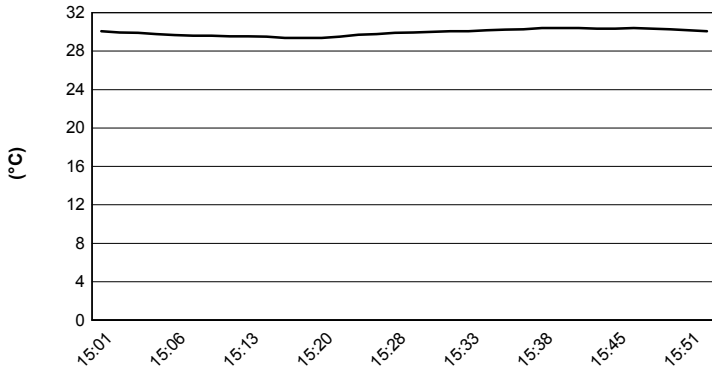
Pata Riviera di Rimini Round, 21-23 June 2019

Weather Report Free Practice 2nd Session

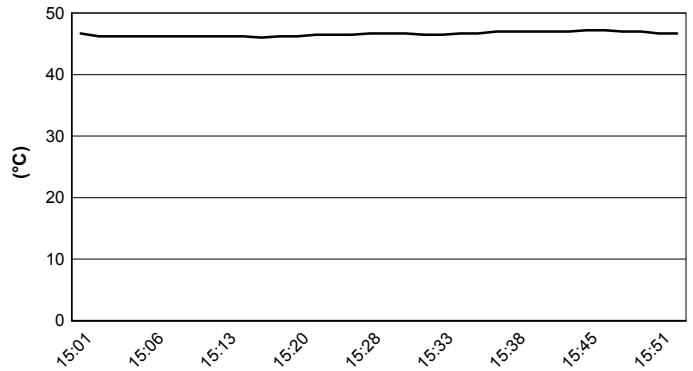
Session started 15:00 - Session ended 15:52

Misano Circuit Sic 58 4.226 m

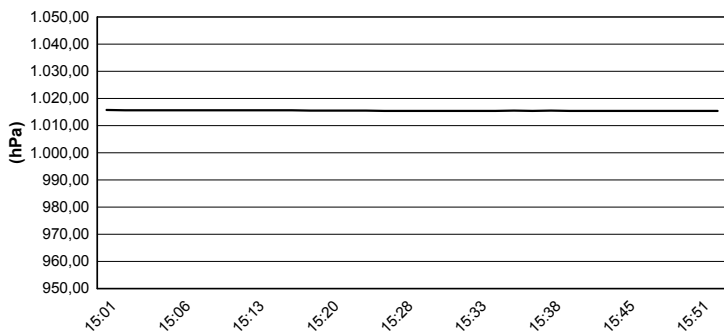
Air Temperature



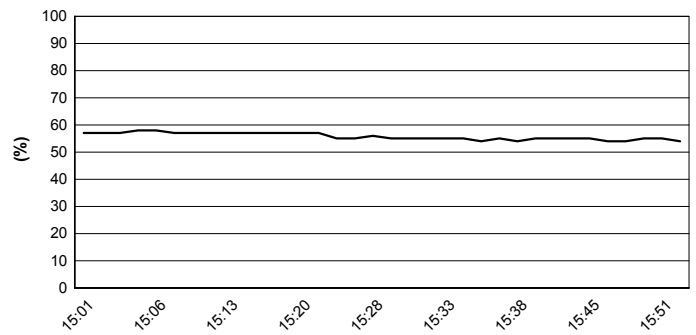
Track Temperature



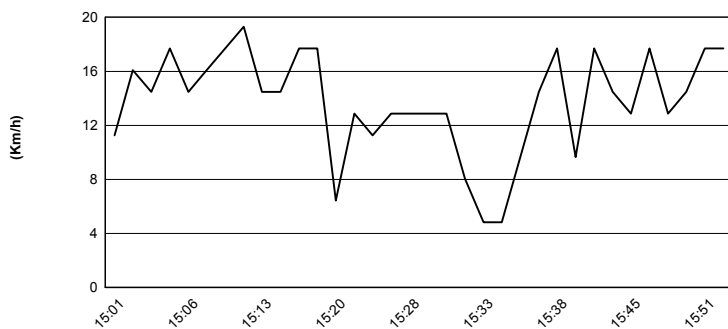
Air Pressure



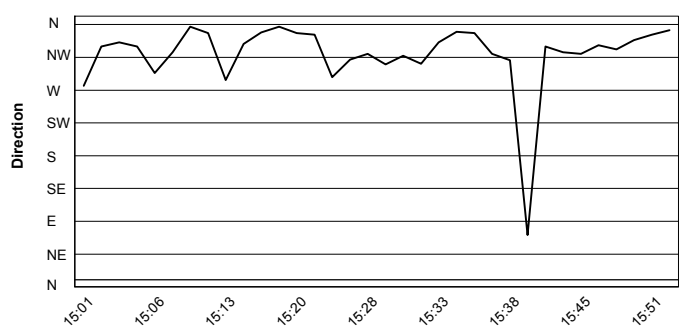
Humidity



Wind Speed



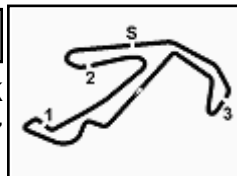
Wind Direction



21/06/2019

These data/results cannot be reproduced, stored and/or transmitted in whole or in part by any manner of electronic, mechanical, photocopying, recording, broadcasting or otherwise now known or herein after developed without the previous express consent by the copyright owner, except for reproduction in daily press and regular printed publications on sale to the public within 60 days of the event related to those data/results and always provided that copyright symbol appears together as follows below.

© DORNA WSBK ORGANIZATION Srl 2019



Pata Riviera di Rimini Round, 21-23 June 2019

Best Laps & Speeds

Misano Circuit Sic 58 4.226 m

No.	Rider Bike	Nat	Best Lap		FP1		FP2												
			LL	SPD	LL	SPD	LL	SPD											
1	60 M. VAN DER MARK Yamaha YZF R1	NED	1'36.021 40	267,9	1'36.225 21	267,9	1'36.021 19	265,3											
2	1 J. REA Kawasaki ZX-10RR	GBR	1'36.029 36	269,3	1'36.029 15	269,3	1'36.443 21	264,7											
3	19 A. BAUTISTA Ducati Panigale V4 R	ESP	1'36.156 44	274,8	1'36.263 22	274,8	1'36.156 22	270,0											
4	11 S. CORTESE Yamaha YZF R1	GER	1'36.267 34	266,0	1'36.825 16	266,0	1'36.267 18	263,4											
5	22 A. LOWES Yamaha YZF R1	GBR	1'36.380 37	270,6	1'36.380 19	270,6	1'36.506 18	264,7											
6	66 T. SYKES BMW S1000 RR	GBR	1'36.382 31	266,0	1'36.555 14	266,0	1'36.382 17	263,4											
7	21 M. RINALDI Ducati Panigale V4 R	ITA	1'36.463 38	272,7	1'36.955 17	272,7	1'36.463 21	266,6											
8	7 C. DAVIES Ducati Panigale V4 R	GBR	1'36.544 39	271,3	1'36.544 18	271,3	1'36.690 21	267,3											
9	33 M. MELANDRI Yamaha YZF R1	ITA	1'36.629 38	266,0	1'36.629 18	266,0	1'36.784 20	262,7											
10	91 L. HASLAM Kawasaki ZX-10RR	GBR	1'36.714 39	267,3	1'36.714 21	267,3	1'37.138 18	267,3											
11	54 T. RAZGATLIOGLU Kawasaki ZX-10RR	TUR	1'36.774 37	264,7	1'36.914 19	264,7	1'36.774 18	263,4											
12	51 M. PIRRO Ducati Panigale V4 R	ITA	1'36.884 29	268,6	1'37.311 10	268,6	1'36.884 19	266,6											
13	28 M. REITERBERGER BMW S1000 RR	GER	1'36.968 25	266,0	1'36.968 17	266,0	1'37.116 8	262,1											
14	81 J. TORRES Kawasaki ZX-10RR	ESP	1'37.109 32	261,5	1'37.626 13	261,5	1'37.109 19	258,9											
15	87 L. ZANETTI Ducati Panigale V4 R	ITA	1'37.217 27	270,0	1'38.031 11	270,0	1'37.217 16	267,9											
16	97 S. CAVALIERI Ducati Panigale V4 R	ITA	1'37.309 42	266,6	1'37.309 21	266,6	1'37.895 21	261,5											
17	76 L. BAZ Yamaha YZF R1	FRA	1'37.490 33	260,2	1'37.490 19	260,2	1'37.581 14	257,7											
18	36 L. MERCADO Kawasaki ZX-10RR	ARG	1'37.597 34	262,7	1'37.597 16	262,7	1'37.988 18	260,2											
19	52 A. DELBIANCO Honda CBR1000RR	ITA	1'38.532 22	264,0	1'38.532 9	264,0	1'38.911 13	262,1											
20	72 Y. TAKAHASHI Honda CBR1000RR	JPN	1'38.578 38	264,0	1'38.650 20	264,0	1'38.578 18	260,8											
21	23 R. KIYONARI Honda CBR1000RR	JPN	1'38.842 36	262,7	1'38.842 18	262,7	1'39.598 18	261,5											
22	9 D. SCHMITTER Yamaha YZF R1	SUI	1'39.508 41	260,2	1'40.379 19	260,2	1'39.508 22	257,7											

21/06/2019

These data/results cannot be reproduced, stored and/or transmitted in whole or in part by any manner of electronic, mechanical, photocopying, recording, broadcasting or otherwise now known or herein after developed without the previous express consent by the copyright owner, except for reproduction in daily press and regular printed publications on sale to the public within 60 days of the event related to those data/results and always provided that copyright symbol appears together as follows below.

© DORNA WSBK ORGANIZATION Srl 2019

PIRELLI PERUGIA TIMING



Official Tyre Supplier



Official Timekeeper