
Pata Riviera di Rimini Round, 21-23 June 2019
Chronological Analysis Race

Misano Circuit Sic 58 4.226 m

Start at 12:15'53.481

1 / 6

1° 21 R. KRUMMENACHER (1'40.100)							
Lap	Seg.1	Seg.2	Seg.3	Seg.4	Lap Time	km/h	Local Time
1		24.237	27.508	22.451	1'46.378	238,4	12:17'39.859
2	26.665	24.041	27.281	22.412	1'40.399	234,8	12:19'20.258
3	26.520	23.963	27.303	22.441	1'40.227	232,3	12:21'00.485
4	26.362	23.952	27.374	22.412	1'40.100	232,3	12:22'40.585
5	26.714	24.198	28.220	22.484	1'41.616	236,8	12:24'22.201
6	26.529	23.978	27.327	22.512	1'40.346	237,4	12:26'02.547
7	26.737	23.999	27.365	22.451	1'40.552	238,4	12:27'43.099
8	26.761	24.060	27.757	22.500	1'41.078	236,8	12:29'24.177
9	26.595	23.969	27.423	22.489	1'40.476	232,8	12:31'04.653
10	26.543	23.976	27.472	22.551	1'40.542	233,8	12:32'45.195
11	26.644	23.953	27.646	22.452	1'40.695	232,8	12:34'25.890
12	26.571	23.903	27.484	22.463	1'40.421	233,3	12:36'06.311
13	26.580	24.047	27.489	22.428	1'40.544	233,3	12:37'46.855
14	26.635	24.072	28.142	22.552	1'41.401	238,4	12:39'28.724
15	26.623	24.003	27.378	22.464	1'40.468	236,8	12:41'08.724
16	26.659	24.069	27.341	22.338	1'40.407	234,3	12:42'49.131
17	26.597	23.859	27.368	22.469	1'40.293	234,8	12:44'29.424
18	26.595	23.876	27.353	22.457	1'40.281	234,8	12:46'09.705
19	26.646	24.267	27.320	23.455	1'41.688	237,9	12:47'51.393
					Race Time 31'57.912		

2° 64 F. CARICASULO (1'39.930)							
Lap	Seg.1	Seg.2	Seg.3	Seg.4	Lap Time	km/h	Local Time
1		24.282	27.506	22.464	1'46.170	236,8	12:17'39.651
2	27.061	24.048	27.363	22.334	1'40.806	237,9	12:19'20.457
3	26.761	23.906	27.491	22.276	1'40.434	239,5	12:21'00.891
4	26.353	23.843	27.400	22.334	1'39.930	237,9	12:22'40.821
5	26.629	24.166	27.648	22.394	1'40.837	235,8	12:24'21.658
6	26.432	24.036	27.502	22.675	1'40.645	234,3	12:26'02.303
7	26.533	23.898	27.499	22.790	1'40.720	233,8	12:27'43.023
8	26.570	24.050	27.898	22.546	1'41.064	235,3	12:29'24.087
9	26.963	23.904	27.500	22.486	1'40.853	237,9	12:31'04.940
10	26.512	23.909	27.597	22.391	1'40.409	238,4	12:32'45.349
11	26.704	23.910	27.748	22.326	1'40.688	238,4	12:34'26.037
12	26.714	23.861	27.477	22.421	1'40.473	237,4	12:36'06.510
13	26.632	23.906	27.716	22.312	1'40.566	238,9	12:37'47.076
14	26.780	23.855	27.859	22.397	1'40.891	236,8	12:39'27.967
15	26.532	23.977	27.612	22.448	1'40.569	235,8	12:41'08.536
16	27.076	23.959	27.445	22.292	1'40.772	240,0	12:42'49.308
17	26.638	23.773	27.472	22.335	1'40.218	240,0	12:44'29.526
18	26.700	23.808	27.441	22.304	1'40.253	239,5	12:46'09.779
19	26.763	23.759	27.629	23.547	1'41.698	236,8	12:47'51.477
					Race Time 31'57.996		

3° 44 L. MAHIAS (1'40.071)							
Lap	Seg.1	Seg.2	Seg.3	Seg.4	Lap Time	km/h	Local Time
1		24.336	27.571	22.565	1'46.024	229,3	12:17'39.505
2	26.497	24.073	27.476	22.573	1'40.619	230,3	12:19'20.124
3	26.878	24.006	27.782	22.441	1'41.107	233,8	12:21'01.231
4	26.381	23.982	27.348	22.360	1'40.071	233,8	12:22'41.302
5	26.510	24.019	27.745	22.398	1'40.672	234,8	12:24'21.974
6	26.365	24.082	27.490	22.530	1'40.467	232,3	12:26'02.441
7	26.648	23.984	27.744	22.574	1'40.950	232,8	12:27'43.391
8	26.672	24.014	27.737	22.645	1'41.068	235,3	12:29'24.459
9	26.822	23.976	27.459	22.493	1'40.750	233,8	12:31'05.209
10	26.547	23.988	27.531	22.511	1'40.577	232,8	12:32'45.786
11	26.541	23.899	27.686	22.536	1'40.662	233,3	12:34'26.448
12	26.633	23.938	27.513	22.370	1'40.454	233,3	12:36'06.902
13	26.547	23.956	27.597	22.419	1'40.519	233,3	12:37'47.421
14	26.672	23.970	27.859	22.655	1'41.156	235,3	12:39'28.577
15	26.651	24.049	27.408	22.452	1'40.560	233,8	12:41'09.137
16	26.716	24.019	27.419	22.392	1'40.546	233,8	12:42'49.683
17	26.581	23.838	27.351	22.484	1'40.254	234,3	12:44'29.937

4° 16 J. CLUZEL (1'40.185)							
Lap	Seg.1	Seg.2	Seg.3	Seg.4	Lap Time	km/h	Local Time
1		24.266	27.446	22.551	1'46.639	238,9	12:17'40.120
2	26.919	23.958	27.286	22.541	1'40.704	238,4	12:19'20.824
3	26.941	23.932	27.231	22.507	1'40.611	236,8	12:21'01.435
4	26.550	23.966	27.284	22.385	1'40.185	237,4	12:22'41.620
5	26.709	23.928	27.547	22.582	1'40.766	238,4	12:24'22.386
6	26.738	23.941	27.257	22.500	1'40.436	237,9	12:26'02.822
7	26.813	23.982	27.497	22.476	1'40.768	237,4	12:27'43.590
8	26.802	23.901	27.675	22.642	1'41.020	238,9	12:29'24.610
9	26.966	23.904	27.529	22.501	1'40.900	237,9	12:31'05.510
10	26.765	23.986	27.320	22.448	1'40.519	236,8	12:32'46.029
11	26.711	23.964	27.466	22.467	1'40.608	236,3	12:34'26.637
12	26.817	23.947	27.426	22.457	1'40.647	237,9	12:36'07.284
13	26.734	23.928	27.420	22.503	1'40.585	236,8	12:37'47.869
14	26.753	24.017	27.548	22.560	1'40.878	236,8	12:39'28.747
15	26.831	24.175	27.396	22.509	1'40.911	237,9	12:41'09.658
16	26.819	24.002	27.428	22.469	1'40.718	236,8	12:42'50.376
17	26.907	23.974	27.396	22.622	1'40.899	236,3	12:44'31.275
18	26.924	24.067	27.470	22.782	1'41.243	235,3	12:46'12.518
19	26.932	24.117	27.548	22.651	1'41.248	234,8	12:47'53.766
					Race Time 32'00.285		

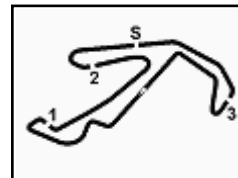
5° 78 H. OKUBO (1'40.115)							
Lap	Seg.1	Seg.2	Seg.3	Seg.4	Lap Time	km/h	Local Time
1		24.385	27.287	22.337	1'46.962	234,8	12:17'40.443
2	26.972	24.066	27.318	22.334	1'40.690	235,8	12:19'21.133
3	27.031	24.298	27.642	22.431	1'41.402	234,3	12:21'02.535
4	26.783	23.981	27.462	22.243	1'40.469	232,3	12:22'43.004
5	26.328	24.169	27.599	22.346	1'40.442	231,3	12:24'23.446
6	26.527	23.944	27.356	22.360	1'40.187	232,8	12:26'03.633
7	26.411	23.979	27.412	22.313	1'40.115	233,8	12:27'43.748
8	26.757	24.015	27.539	22.700	1'41.011	235,8	12:29'24.759
9	26.977	24.044	27.481	22.453	1'40.955	235,3	12:31'05.714
10	26.711	24.075	27.512	22.431	1'40.729	234,8	12:32'46.443
11	26.564	24.046	27.490	22.382	1'40.482	233,3	12:34'26.925
12	26.722	24.103	27.496	22.412	1'40.733	235,3	12:36'07.658
13	26.633	24.100	27.478	22.419	1'40.630	234,8	12:37'48.288
14	26.532	24.030	27.642	22.510	1'40.714	236,3	12:39'29.002
15	26.748	24.274	27.511	22.459	1'40.992	235,3	12:41'09.994
16	26.706	24.112	27.607	22.614	1'41.039	234,3	12:42'51.033
17	26.573	24.284	27.945	22.869	1'41.671	233,3	12:44'32.704
18	27.051	24.466	28.086	22.801	1'42.404	231,8	12:46'15.108
19	27.129	24.488	28.222	23.088	1'42.927	231,8	12:47'58.035
					Race Time 32'04.554		

6° 60 L. GABELLINI (1'40.495)							
Lap	Seg.1	Seg.2	Seg.3	Seg.4	Lap Time	km/h	Local Time
1		24.487	27.766	22.778	1'48.846	233,3	12:17'42.327
2	26.820	24.073	27.625	22.401	1'40.919	235,8	12:19'23.246
3	26.787	23.909	27.474	22.325	1'40.495	230,3	12:21'03.741
4	26.671	24.012	27.569	22.390	1'40.642	232,3	12:22'44.383
5	26.671	24.250	27.663	22.379	1'40.963	231,8	12:24'25.346
6	26.678	24.119	27.949	22.354	1'41.100	234,3	12:26'06.446
7	26.708	24.145	27.828	22.454	1'41.135	234,3	12:27'47.581
8	26.708	24.077	27.758	22.359	1'40.902	229,8	12:29'28.483
9	26.469	23.993	27.948	22.429	1'40.839	228,8	12:31'09.322
10	26.468	24.193	27.779	22.378	1'40.818	229,8	12:32'50.140
11	26.609	24.093	27.936	22.488	1'41.126	230,3	12:34'31.266
12	26.655	24.101	27.934	22.481	1'41.171	228,8	12:36'12.437
13	26.621	24.170	27.985	22.464	1'41.240	228,8	12:37'53.677
14	26.693	24.144	27.926	22.574	1'41.337	229,3	12:39'35.014

23/06/2019 P = Pits In/Out - C = Lap Time Cancelled

These data/results cannot be reproduced, stored and/or transmitted in whole or in part by any manner of electronic, mechanical, photocopying, recording, broadcasting or otherwise now known or herein after developed without the previous express consent by the copyright owner, except for reproduction in daily press and regular printed publications on sale to the public within 60 days of the event related to those data/results and always provided that copyright symbol appears together as follows below.

© DORNA WSBK ORGANIZATION Srl 2019



Pata Riviera di Rimini Round, 21-23 June 2019

Chronological Analysis Race

Misano Circuit Sic 58.4.226 m

Start at 12:15'53.481

2 / 6

15	26.766	24.242	27.881	22.475	1'41.364	230,3	12:41'16.378	12	26.933	24.228	27.746	22.592	1'41.499	232,3	12:36'16.455
16	26.731	24.035	27.893	22.496	1'41.155	229,3	12:42'57.533	13	26.939	24.207	27.841	22.676	1'41.663	231,3	12:37'58.118
17	26.873	24.215	27.918	22.579	1'41.585	230,3	12:44'39.118	14	26.969	24.317	27.771	22.692	1'41.749	231,8	12:39'39.867
18	26.833	24.325	27.979	22.671	1'41.808	228,8	12:46'20.926	15	27.173	24.276	27.868	22.726	1'42.043	233,3	12:41'21.910
19	26.891	24.390	28.132	23.152	1'42.565	229,3	12:48'03.491	16	27.053	24.274	27.888	22.700	1'41.915	232,3	12:43'03.825

Race Time 32'10.010

7° 38 H. SOOMER (1'40.379)

Lap	Seg.1	Seg.2	Seg.3	Seg.4	Lap Time	km/h	Local Time
1		24.589	27.780	22.353	1'47.853	227,4	12:17'41.334
2	26.703	24.019	27.364	22.293	1'40.379	229,8	12:19'21.713
3	27.000	24.108	27.437	22.489	1'41.034	230,3	12:21'02.747
4	27.171	24.110	27.604	22.472	1'41.357	229,8	12:22'44.104
5	26.709	24.239	27.566	22.463	1'40.977	228,3	12:24'25.081
6	26.657	24.236	27.722	22.583	1'41.198	227,8	12:26'06.279
7	26.724	24.210	27.690	22.574	1'41.198	227,4	12:27'47.477
8	27.235	24.227	27.876	22.536	1'41.874	228,3	12:29'29.351
9	26.833	24.221	27.651	22.462	1'41.167	228,3	12:31'10.518
10	26.807	24.184	27.567	22.449	1'41.007	228,8	12:32'51.525
11	26.819	24.166	27.686	22.609	1'41.280	228,3	12:34'32.805
12	26.875	24.153	27.680	22.499	1'41.207	228,3	12:36'14.012
13	26.823	24.236	27.816	22.559	1'41.434	227,4	12:37'55.446
14	26.826	24.258	27.678	22.574	1'41.336	227,8	12:39'36.782
15	27.006	24.353	27.758	22.828	1'41.945	228,3	12:41'18.727
16	27.039	24.203	27.818	22.685	1'41.745	227,8	12:43'00.472
17	26.909	24.204	27.789	22.679	1'41.581	228,3	12:44'42.053
18	26.993	24.353	27.925	22.830	1'42.101	228,3	12:46'24.154
19	27.067	24.401	27.920	22.749	1'42.137	228,3	12:48'06.291

Race Time 32'12.810

8° 33 K. MANFREDI (1'40.781)

Lap	Seg.1	Seg.2	Seg.3	Seg.4	Lap Time	km/h	Local Time
1		24.803	27.832	22.917	1'50.512	235,3	12:17'43.993
2	26.721	24.017	27.608	22.435	1'40.781	230,8	12:19'24.774
3	26.970	24.233	27.679	22.578	1'41.460	235,3	12:21'06.234
4	26.983	23.930	27.732	22.491	1'41.136	230,8	12:22'47.370
5	26.651	24.035	28.237	22.500	1'41.423	231,8	12:24'28.793
6	26.672	24.426	28.044	22.770	1'41.912	228,8	12:26'10.705
7	26.776	24.063	27.748	22.663	1'41.250	232,3	12:27'51.955
8	26.821	24.254	27.786	22.564	1'41.425	232,8	12:29'33.380
9	27.025	24.326	27.806	22.609	1'41.766	227,4	12:31'15.146
10	26.762	24.309	27.875	22.658	1'41.604	228,3	12:32'56.750
11	26.828	24.569	28.446	22.575	1'42.418	230,3	12:34'39.168
12	26.735	24.101	27.671	22.483	1'40.990	230,8	12:36'20.158
13	26.890	24.112	27.696	22.555	1'41.253	229,8	12:38'01.411
14	26.924	24.158	27.882	22.794	1'41.758	228,3	12:39'43.169
15	26.853	24.192	27.833	22.621	1'41.499	228,8	12:41'24.668
16	26.762	24.182	27.781	22.634	1'41.359	229,3	12:43'06.027
17	26.762	24.231	27.719	22.561	1'41.273	230,3	12:44'47.300
18	26.671	24.167	27.677	22.459	1'40.974	230,8	12:46'28.274
19	26.959	24.195	28.358	23.492	1'43.004	226,4	12:48'11.278

Race Time 32'17.797

9° 36 T. GRADINGER (1'40.892)

Lap	Seg.1	Seg.2	Seg.3	Seg.4	Lap Time	km/h	Local Time
1		24.798	27.695	22.671	1'49.267	235,3	12:17'42.748
2	26.951	24.155	27.509	22.862	1'41.477	238,4	12:19'24.225
3	26.864	24.105	27.493	22.453	1'40.915	234,8	12:21'05.140
4	26.942	24.065	27.857	22.391	1'41.255	235,8	12:22'46.395
5	26.874	24.153	27.440	22.425	1'40.892	237,4	12:24'27.287
6	26.716	24.131	27.699	22.474	1'41.020	231,8	12:26'08.307
7	26.815	24.142	27.639	22.538	1'41.134	232,3	12:27'49.441
8	26.779	24.218	27.758	22.455	1'41.210	232,3	12:29'30.651
9	26.880	24.116	27.687	22.607	1'41.290	232,3	12:31'11.941
10	26.938	24.257	27.842	22.603	1'41.640	232,3	12:32'53.581
11	26.918	24.108	27.734	22.615	1'41.375	232,8	12:34'34.956

10° 55 M. ROCCOLI (1'40.876)

Lap	Seg.1	Seg.2	Seg.3	Seg.4	Lap Time	km/h	Local Time
1		24.559	27.674	22.975	1'48.811	232,3	12:17'42.292
2	26.616	24.165	27.580	22.515	1'40.876	232,3	12:19'23.168
3	27.140	24.147	27.574	22.597	1'41.458	231,8	12:21'04.626
4	27.173	24.213	27.818	22.476	1'41.680	226,9	12:22'46.306
5	26.698	24.239	27.793	22.473	1'41.203	226,9	12:24'27.509
6	26.683	24.126	27.680	22.561	1'41.050	231,3	12:26'08.559
7	26.739	24.181	27.723	22.568	1'41.211	228,8	12:27'49.770
8	26.662	24.200	27.763	22.540	1'41.165	230,8	12:29'30.935
9	26.834	24.156	27.717	22.509	1'41.216	229,8	12:31'12.151
10	26.890	24.287	27.804	22.631	1'41.612	231,3	12:32'53.763
11	26.883	24.215	27.736	22.641	1'41.475	230,3	12:34'35.238
12	27.114	24.326	27.947	22.650	1'42.037	227,4	12:36'17.275
13	26.728	24.195	27.908	22.721	1'41.552	225,5	12:37'58.827
14	26.775	24.250	27.999	22.632	1'41.656	226,9	12:39'40.483
15	26.778	24.271	27.973	22.668	1'41.690	228,8	12:41'22.173
16	26.968	24.435	27.948	22.651	1'42.002	227,4	12:43'04.175
17	27.030	24.370	27.852	22.802	1'42.054	228,8	12:44'46.229
18	26.971	24.256	27.998	22.704	1'41.929	228,8	12:46'28.158
19	27.199	24.392	28.212	23.496	1'43.299	226,4	12:48'11.457

Race Time 32'17.976

11° 22 F. FULIGNI (1'41.141)

Lap	Seg.1	Seg.2	Seg.3	Seg.4	Lap Time	km/h	Local Time
1		25.202	27.959	22.768	1'50.990	235,8	12:17'44.471
2	28.202	24.184	27.651	22.674	1'42.711	233,8	12:19'27.182
3	26.660	24.057	27.835	22.589	1'41.141	233,3	12:21'08.323
4	26.863	24.096	27.801	22.617	1'41.377	235,3	12:22'49.700
5	27.097	24.368	27.721	22.562	1'41.748	235,8	12:24'31.448
6	27.061	24.115	27.705	22.531	1'41.412	232,8	12:26'12.860
7	26.623	24.281	27.901	22.681	1'41.486	233,3	12:27'54.346
8	26.901	24.242	28.240	22.615	1'41.998	233,3	12:29'36.344
9	27.266	24.210	27.785	22.628	1'41.889	233,8	12:31'18.233
10	26.935	24.146	27.943	22.630	1'41.654	235,8	12:32'59.887
11	26.865	24.282	28.115	22.701	1'41.963	235,3	12:34'41.850
12	26.828	24.214	27.920	22.630	1'41.592	234,8	12:36'23.442
13	26.807	24.310	27.870	22.793	1'41.780	231,3	12:38'05.222
14	26.691	24.156	27.945	22.608	1'41.400	232,3	12:39'46.622
15	26.743	24.240	27.876	22.556	1'41.415	232,8	12:41'28.037
16	26.753	24.271	27.881	22.608	1'41.513	233,3	12:43'09.550
17	26.795	24.251	28.040	22.711	1'41.797	234,3	12:44'51.347
18	26.935	24.103	27.770	22.652	1'41.460	231,8	12:46'32.807
19	26.734	24.645	27.883	22.570	1'41.832	232,3	12:48'14.639

Race Time 32'21.158

12° 12 L. OTTAVIANI (1'40.920)

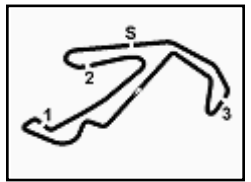
Lap	Seg.1	Seg.2	Seg.3	Seg.4	Lap Time	km/h	Local Time
1		24.395	27.890	22.790	1'48.567	225,0	12:17'42.048
2	26.662	24.120	27.627	22.511	1'40.920	226,4	12:19'22.968
3	26.904	24.321	27.673	22.678	1'41.576	229,3	12:21'04.544
4	27.025	24.367	28.393	22.588	1'42.373	225,0	12:22'46.917
5	26.897	24.330	28.281	22.520	1'42.028	225,9	12:24'28.945
6	26.746	24.129	27.937	22.561	1'41.373	224,1	12:26'10.318
7	26.816	24.153	27.782	22.622	1'41.373	225,5	12:27'51.691
8	26.812	24.336	28.186	22.643	1'41.977	225,0	12:29'33.668

23/06/2019

P = Pits In/Out - C = Lap Time Cancelled

These data/results cannot be reproduced, stored and/or transmitted in whole or in part by any manner of electronic, mechanical, photocopying, recording, broadcasting or otherwise now known or herein after developed without the previous express consent by the copyright owner, except for reproduction in daily press and regular printed publications on sale to the public within 60 days of the event related to those data/results and always provided that copyright symbol appears together as follows below.

© DORNA WSBK ORGANIZATION Srl 2019



Pata Riviera di Rimini Round, 21-23 June 2019

Chronological Analysis Race

Misano Circuit Sic 58.4.226 m

Start at 12:15'53.481

3 / 6

9	27.111	24.194	27.915	22.580	1'41.800	226.4	12:31'15.468	6	27.055	24.170	27.825	22.567	1'41.617	236.3	12:26'11.881
10	26.829	24.272	27.779	22.626	1'41.506	227.8	12:32'56.974	7	27.006	24.142	27.873	22.643	1'41.664	235.8	12:27'53.545
11	26.810	24.205	28.407	22.680	1'42.102	223.1	12:34'39.076	8	27.269	24.318	28.397	22.557	1'42.541	232.8	12:29'36.086
12	27.023	24.190	27.888	22.671	1'41.772	226.9	12:36'20.848	9	27.276	24.188	27.873	22.513	1'41.850	235.3	12:31'17.936
13	26.975	24.181	27.898	22.595	1'41.649	225.5	12:38'02.497	10	26.968	24.230	27.904	22.580	1'41.682	234.8	12:32'59.618
14	26.871	24.269	27.939	22.691	1'41.770	225.9	12:39'44.267	11	26.950	24.240	28.010	22.654	1'41.854	232.3	12:34'41.472
15	27.016	24.324	28.175	22.960	1'42.475	226.9	12:41'26.742	12	26.993	24.309	28.227	22.616	1'42.145	231.8	12:36'23.617
16	27.058	24.363	28.015	22.850	1'42.286	225.5	12:43'09.028	13	26.882	24.277	27.938	22.795	1'41.892	233.8	12:38'05.509
17	26.986	24.252	28.137	22.736	1'42.111	225.9	12:44'51.139	14	26.965	24.151	28.083	22.670	1'41.869	233.8	12:39'47.378
18	27.398	24.211	27.809	22.669	1'42.087	228.3	12:46'33.226	15	26.997	24.428	27.934	22.804	1'42.163	231.8	12:41'29.541
19	26.865	24.302	27.837	22.589	1'41.593	230.3	12:48'14.819	16	27.751	24.347	28.107	22.825	1'43.030	233.8	12:43'12.571
Race Time 32'21.338								17	27.151	24.221	27.993	22.829	1'42.194	233.3	12:44'54.765
Race Time 32'21.338								18	27.467	24.425	27.891	22.694	1'42.477	234.3	12:46'37.242
Race Time 32'21.338								19	27.113	24.114	28.011	22.939	1'42.177	233.3	12:48'19.419
Race Time 32'21.338								Race Time 32'25.938							

13° 84 L. CRESSON (1'41.497)

Lap	Seg.1	Seg.2	Seg.3	Seg.4	Lap Time	km/h	Local Time
1		25.430	27.851	22.778	1'50.774	238.4	12:17'44.255
2	27.070	24.151	27.793	22.595	1'41.609	235.8	12:19'25.864
3	27.023	24.279	27.671	22.625	1'41.598	236.3	12:21'07.462
4	27.092	24.197	27.789	22.518	1'41.596	237.9	12:22'49.058
5	26.884	24.265	27.752	22.596	1'41.497	238.4	12:24'30.555
6	27.001	24.297	27.684	22.569	1'41.551	237.9	12:26'12.106
7	27.066	24.270	27.624	22.711	1'41.671	237.4	12:27'53.777
8	27.224	24.271	28.074	22.491	1'42.060	236.8	12:29'35.837
9	27.348	24.214	27.730	22.564	1'41.856	233.3	12:31'17.693
10	27.033	24.235	27.911	22.570	1'41.749	233.3	12:32'59.442
11	26.970	24.539	28.098	22.944	1'42.551	235.8	12:34'41.993
12	27.061	24.132	28.049	22.588	1'41.830	238.9	12:36'23.823
13	26.952	24.262	27.851	22.705	1'41.770	237.9	12:38'05.593
14	27.160	24.195	27.966	22.632	1'41.953	236.8	12:39'47.546
15	27.046	24.377	27.963	22.625	1'42.011	238.9	12:41'29.557
16	27.041	24.259	27.894	22.551	1'41.745	233.8	12:43'11.302
17	27.063	24.256	27.703	22.754	1'41.776	234.8	12:44'53.078
18	27.093	24.312	27.899	22.644	1'41.948	233.8	12:46'35.026
19	26.975	24.252	27.827	22.715	1'41.769	234.8	12:48'16.795
Race Time 32'23.314							

16° 56 P. SEBESTYEN (1'41.593)

Lap	Seg.1	Seg.2	Seg.3	Seg.4	Lap Time	km/h	Local Time
1		25.003	27.997	22.897	1'51.407	234.8	12:17'44.888
2	27.314	24.189	27.626	22.526	1'41.655	231.3	12:19'26.543
3	26.865	24.260	27.824	22.749	1'41.698	233.8	12:21'08.241
4	27.372	24.206	27.613	22.607	1'41.798	233.3	12:22'50.039
5	26.977	24.314	27.720	22.637	1'41.648	234.8	12:24'31.687
6	27.019	24.090	28.637	22.597	1'42.343	227.4	12:26'14.030
7	26.891	24.618	27.778	22.643	1'41.930	231.3	12:27'55.960
8	26.951	24.615	27.873	22.624	1'42.063	232.8	12:29'38.023
9	26.992	24.195	27.916	22.680	1'41.783	229.8	12:31'19.806
10	26.777	24.209	27.905	22.702	1'41.593	231.8	12:33'01.399
11	27.279	24.215	27.945	22.767	1'42.206	228.8	12:34'43.605
12	26.945	24.330	27.836	22.848	1'41.959	229.8	12:36'25.564
13	26.969	24.299	27.903	22.800	1'41.971	228.3	12:38'07.535
14	26.873	24.363	27.760	22.753	1'41.749	229.8	12:39'49.284
15	26.922	24.441	27.860	22.790	1'42.013	228.8	12:41'31.297
16	26.992	24.273	27.861	22.744	1'41.870	230.3	12:43'13.167
17	26.961	24.133	27.888	22.683	1'41.665	231.8	12:44'54.832
18	27.201	24.234	27.940	22.808	1'42.183	229.3	12:46'37.015
19	27.161	24.476	27.966	23.324	1'42.927	232.8	12:48'19.942
Race Time 32'26.461							

14° 95 J. DANILO (1'41.355)

Lap	Seg.1	Seg.2	Seg.3	Seg.4	Lap Time	km/h	Local Time
1		25.026	27.874	23.148	1'50.654	234.8	12:17'44.135
2	26.841	24.270	27.730	22.514	1'41.355	233.8	12:19'25.490
3	26.742	24.254	27.805	22.555	1'41.356	232.3	12:21'06.846
4	26.938	24.242	27.750	22.536	1'41.466	233.3	12:22'48.312
5	26.875	24.407	27.956	22.617	1'41.855	232.8	12:24'30.167
6	26.891	24.266	27.766	22.528	1'41.451	232.8	12:26'11.618
7	26.994	24.234	27.826	22.802	1'41.856	234.3	12:27'53.474
8	27.043	24.299	29.083	22.668	1'43.093	229.3	12:29'36.567
9	27.304	24.417	27.768	22.643	1'42.132	231.8	12:31'18.699
10	26.880	24.288	27.971	22.559	1'41.698	232.3	12:33'00.397
11	26.908	24.260	27.848	22.908	1'41.924	233.3	12:34'42.321
12	27.025	24.260	27.887	22.614	1'41.786	233.8	12:36'24.107
13	26.987	24.374	27.914	22.606	1'41.881	232.3	12:38'05.988
14	27.064	24.433	27.940	22.629	1'42.066	231.8	12:39'48.054
15	26.918	24.278	27.898	22.638	1'41.732	233.8	12:41'29.786
16	27.178	24.292	27.845	22.641	1'41.956	232.3	12:43'11.742
17	26.987	24.232	27.780	22.644	1'41.643	233.3	12:44'53.385
18	27.025	24.260	28.346	22.660	1'42.291	233.8	12:46'35.676
19	26.907	24.367	28.222	22.650	1'42.146	229.3	12:48'17.822
Race Time 32'24.341							

17° 20 F. FULIGNI (1'41.528)

Lap	Seg.1	Seg.2	Seg.3	Seg.4	Lap Time	km/h	Local Time
1		25.000	28.021	23.159	1'51.537	237.4	12:17'45.018
2	27.750	24.351	27.628	22.725	1'42.454	235.8	12:19'27.472
3	26.877	24.354	27.604	22.693	1'41.528	234.3	12:21'09.000
4	27.137	24.271	27.719	22.700	1'41.827	234.8	12:22'50.827
5	26.887	24.437	27.693	22.768	1'41.785	233.8	12:24'32.612
6	26.933	24.280	27.769	22.644	1'41.626	234.3	12:26'14.238
7	27.007	24.537	27.706	22.787	1'42.037	237.9	12:27'56.275
8	26.870	24.964	27.773	22.667	1'42.274	234.8	12:29'38.549
9	26.902	24.306	27.758	22.698	1'41.664	234.8	12:31'20.213
10	27.031	24.397	27.720	22.720	1'41.868	235.3	12:33'02.081
11	27.238	24.519	27.892	22.880	1'42.529	237.9	12:34'44.610
12	26.899	24.345	27.962	23.047	1'42.253	237.9	12:36'26.863
13	26.948	24.351	27.621	22.706	1'41.626	234.8	12:38'08.489
14	27.110	24.427	27.842	22.714	1'42.093	233.8	12:39'50.582
15	27.099	24.443	27.832	22.772	1'42.146	233.8	12:41'32.728
16	27.013	24.283	27.765	22.841	1'41.902	233.3	12:43'14.630
17	27.083	24.432	28.201	22.910	1'42.626	232.8	12:44'57.256
18	27.195	24.390	28.194	22.742	1'42.521	233.3	12:46'39.777
19	27.319	24.358	28.248	22.982	1'42.907	233.3	12:48'22.684
Race Time 32'29.203							

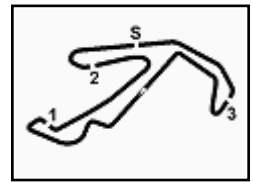
15° 27 M. CASADEI (1'41.409)

Lap	Seg.1	Seg.2	Seg.3	Seg.4	Lap Time	km/h	Local Time
1		24.922	27.941	22.630	1'49.910	237.4	12:17'43.391
2	27.119	24.294	27.908	22.618	1'41.939	235.3	12:19'25.330
3	27.063	24.186	27.889	22.666	1'41.804	235.3	12:21'07.134
4	27.145	24.258	27.798	22.520	1'41.721	233.8	12:22'48.855
5	26.882	24.148	27.856	22.523	1'41.409	236.3	12:24'30.264

18° 47 R. HARTOG (1'41.588)

Lap	Seg.1	Seg.2	Seg.3	Seg.4	Lap Time	km/h	Local Time
1		25.175	27.832	22.938	1'50.698	234.3	12:17'44.179
2	27.356	24.361	27.662	22.598	1'41.977	231.8	12:19'26.156

23/06/2019 P = Pits In/Out - C = Lap Time Cancelled



Pata Riviera di Rimini Round, 21-23 June 2019

Chronological Analysis Race

Misano Circuit Sic 58.4.226 m

Start at 12:15'53.481

4 / 6

Lap	Seg.1	Seg.2	Seg.3	Seg.4	Lap Time	km/h	Local Time
3	26.920	24.397	27.813	22.490	1'41.620	230,3	12:21'07.776
4	27.048	24.304	27.661	22.739	1'41.752	232,8	12:22'49.528
5	26.881	24.568	27.706	22.629	1'41.784	229,8	12:24'31.312
6	26.860	24.608	28.386	22.600	1'42.454	225,0	12:26'13.766
7	26.907	24.678	27.745	22.599	1'41.929	229,3	12:27'55.695
8	26.788	24.891	27.830	22.671	1'42.180	227,8	12:29'37.875
9	26.817	24.516	28.075	22.793	1'42.201	232,3	12:31'20.076
10	26.719	24.354	27.786	22.729	1'41.588	232,3	12:33'01.664
11	27.232	24.709	28.012	22.683	1'42.636	233,3	12:34'44.300
12	26.895	24.541	27.841	22.942	1'42.219	229,8	12:36'26.519
13	26.906	24.357	27.775	22.832	1'41.870	231,3	12:38'08.389
14	26.996	24.741	28.052	22.787	1'42.576	231,3	12:39'50.965
15	26.975	24.588	27.956	22.786	1'42.305	230,8	12:41'33.270
16	27.164	24.483	27.740	23.141	1'42.528	232,3	12:43'15.798
17	27.453	24.545	27.907	22.679	1'42.584	228,3	12:44'58.382
18	27.036	24.574	27.797	22.939	1'42.346	229,3	12:46'40.728
19	26.962	24.473	27.835	22.815	1'42.085	230,3	12:48'22.813
Race Time 32'29.332							

21° 4 C. STANGE (1'42.789)							
Lap	Seg.1	Seg.2	Seg.3	Seg.4	Lap Time	km/h	Local Time
1		25.086	28.118	22.952	1'52.133	231,3	12:17'45.614
2	27.516	24.462	28.032	22.941	1'42.951	231,3	12:19'28.565
3	27.065	24.650	28.401	22.955	1'43.071	225,9	12:21'11.636
4	27.341	24.575	28.060	22.813	1'42.789	228,8	12:22'54.425
5	27.160	25.044	28.025	23.027	1'43.256	223,6	12:24'37.681
6	27.080	24.705	28.116	23.014	1'42.915	224,5	12:26'20.596
7	27.199	24.868	28.201	23.013	1'43.281	225,0	12:28'03.877
8	27.106	24.720	28.128	23.042	1'42.996	225,0	12:29'46.873
9	26.996	24.660	28.155	23.012	1'42.823	224,1	12:31'29.696
10	27.139	24.765	28.179	23.165	1'43.248	224,5	12:33'12.944
11	27.178	24.671	28.366	23.072	1'43.287	223,1	12:34'56.231
12	27.184	24.729	28.321	23.122	1'43.356	223,6	12:36'39.587
13	27.113	24.832	28.304	23.046	1'43.295	223,6	12:38'22.882
14	27.369	24.658	28.356	23.101	1'43.484	223,6	12:40'06.366
15	27.234	24.852	28.081	22.948	1'43.115	224,5	12:41'49.481
16	27.133	24.720	28.226	23.050	1'43.129	224,5	12:43'32.610
17	27.367	24.763	28.245	23.089	1'43.464	224,5	12:45'16.074
18	27.264	24.691	28.259	23.012	1'43.226	223,1	12:46'59.300
19	27.399	24.766	28.305	23.220	1'43.690	224,1	12:48'42.990
Race Time 32'49.509							

19° 11 K. SMITH (1'41.409)							
Lap	Seg.1	Seg.2	Seg.3	Seg.4	Lap Time	km/h	Local Time
1		24.835	27.793	22.652	1'49.128	232,8	12:17'42.609
2	26.959	24.162	27.530	22.891	1'41.542	233,8	12:19'24.151
3	27.206	24.237	27.785	22.710	1'41.938	231,3	12:21'06.089
4	26.934	24.260	27.965	22.702	1'41.861	234,8	12:22'47.950
5	26.920	24.406	27.921	22.827	1'42.074	236,3	12:24'30.024
6	26.809	24.153	27.805	22.642	1'41.409	233,3	12:26'11.433
7	26.897	24.185	28.011	22.851	1'41.944	233,3	12:27'53.377
8	27.273	24.987	28.432	22.914	1'43.606	235,8	12:29'36.983
9	27.141	24.530	27.787	22.794	1'42.252	233,3	12:31'19.235
10	26.974	24.380	27.917	22.741	1'42.012	233,3	12:33'01.247
11	27.859	24.409	27.829	22.707	1'42.804	232,8	12:34'44.051
12	26.906	24.268	27.953	22.884	1'42.011	234,3	12:36'26.062
13	26.980	24.485	27.883	22.793	1'42.141	231,8	12:38'08.203
14	26.978	24.277	28.074	22.801	1'42.130	232,3	12:39'50.333
15	27.166	24.778	27.945	22.941	1'42.830	233,8	12:41'33.163
16	27.054	24.516	27.837	23.179	1'42.586	231,3	12:43'15.749
17	27.773	24.513	28.064	22.770	1'43.120	234,3	12:44'58.869
18	27.139	24.499	27.831	22.850	1'42.319	234,3	12:46'41.188
19	27.012	24.488	28.071	22.989	1'42.560	234,3	12:48'23.748
Race Time 32'30.267							

22° 10 N. CALERO (1'42.624)							
Lap	Seg.1	Seg.2	Seg.3	Seg.4	Lap Time	km/h	Local Time
1		25.448	28.412	22.958	1'53.065	233,3	12:17'46.546
2	27.667	24.617	27.966	22.994	1'43.244	230,3	12:19'29.790
3	27.133	24.637	28.089	22.765	1'42.624	231,3	12:21'12.414
4	27.431	24.535	28.078	22.813	1'42.857	229,8	12:22'55.271
5	27.144	25.323	28.153	22.856	1'43.476	228,3	12:24'38.747
6	27.040	24.499	28.198	22.906	1'42.643	228,3	12:26'21.390
7	26.944	24.555	28.399	23.197	1'43.095	225,0	12:28'04.485
8	28.430	24.793	28.143	22.767	1'44.133	228,8	12:29'48.618
9	27.463	24.683	28.386	22.851	1'43.383	229,8	12:31'32.001
10	27.491	24.706	28.358	22.907	1'43.462	229,8	12:33'15.463
11	27.292	24.695	28.292	23.027	1'43.306	226,9	12:34'58.769
12	27.311	24.690	28.604	23.099	1'43.704	226,4	12:36'42.473
13	27.288	24.900	28.409	22.874	1'43.471	228,8	12:38'25.944
14	27.568	24.689	28.358	22.931	1'43.546	229,8	12:40'09.490
15	27.424	24.888	28.271	23.106	1'43.689	229,8	12:41'53.179
16	27.383	24.604	28.242	22.879	1'43.108	230,8	12:43'36.287
17	27.351	24.751	28.682	23.187	1'43.971	226,4	12:45'20.258
18	27.268	25.016	28.661	22.967	1'43.912	227,8	12:47'04.170
19	27.201	24.646	28.353	23.016	1'43.216	226,9	12:48'47.386
Race Time 32'53.905							

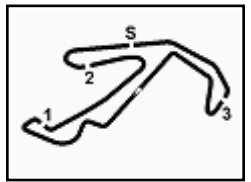
20° 30 G. VAN STRAALLEN (1'42.340)							
Lap	Seg.1	Seg.2	Seg.3	Seg.4	Lap Time	km/h	Local Time
1		25.315	28.174	23.061	1'51.772	233,8	12:17'45.253
2	27.694	24.458			1'43.432	230,8	12:19'28.685
3	27.166	24.565	28.067	22.829	1'42.627	231,3	12:21'11.312
4	27.050	24.703	27.934	22.730	1'42.417	226,9	12:22'53.729
5	26.978	24.788	27.996	22.880	1'42.642	226,4	12:24'36.371
6	27.016	24.568	27.994	22.762	1'42.340	226,9	12:26'18.711
7	26.995	24.515	27.924	22.990	1'42.424	227,4	12:28'01.135
8	26.953	24.650	28.059	22.837	1'42.499	226,9	12:29'43.634
9	26.898	24.569	28.154	22.819	1'42.440	226,4	12:31'26.074
10	27.032	24.737	28.172	22.917	1'42.858	226,4	12:33'08.932
11	27.052	24.577	28.114	22.872	1'42.615	226,4	12:34'51.547
12	27.154	24.511	28.199	23.100	1'42.964	225,9	12:36'34.511
13	27.133	24.502	28.191	23.009	1'42.835	225,5	12:38'17.346
14	27.179	24.622	28.543	23.004	1'43.348	225,0	12:40'00.694
15	27.292	24.656	28.144	22.942	1'43.034	225,9	12:41'43.728
16	27.138	24.618	28.246	23.099	1'43.101	226,4	12:43'26.829
17	27.250	24.676	28.187	22.915	1'43.028	226,9	12:45'09.857
18	27.260	24.704	28.311	23.050	1'43.325	225,9	12:46'53.182
19	27.425	24.696	28.279	23.133	1'43.533	227,4	12:48'36.715
Race Time 32'43.234							

23° 13 R. ROLFO (1'42.823)							
Lap	Seg.1	Seg.2	Seg.3	Seg.4	Lap Time	km/h	Local Time
1		25.411	28.435	23.086	1'53.450	229,3	12:17'46.931
2	27.583	24.874	28.067	22.828	1'43.352	227,8	12:19'30.283
3	27.262	24.768	27.935	23.042	1'43.007	228,3	12:21'13.290
4	27.362	24.691	28.279	22.949	1'43.281	226,4	12:22'56.571
5	27.385	24.938	28.137	23.029	1'43.489	225,5	12:24'40.060
6	27.239	24.610	28.074	22.900	1'42.823	225,5	12:26'22.883
7	27.680	24.694	28.125	22.966	1'43.465	225,5	12:28'06.348
8	27.347	24.743	28.182	22.950	1'43.222	225,0	12:29'49.570
9	27.321	24.700	28.121	22.967	1'43.109	226,4	12:31'32.679
10	27.213	24.701	28.171	22.993	1'43.078	228,3	12:33'15.757
11	27.522	24.741	28.183	23.131	1'43.577	226,9	12:34'59.334
12	27.375	24.524	28.260	23.188	1'43.347	226,9	12:36'42.681
13	27.258	24.568	28.129	23.047	1'43.002	223,1	12:38'25.683
14	27.535	24.788	28.163	23.061	1'43.547	224,5	12:40'09.230
15	27.415	24.763	28.222	23.108	1'43.508	224,5	12:41'52.738
16	27.536	24.717	28.148	23.114	1'43.515	223,6	12:43'36.253
17	27.704	24.752	28.556	23.123	1'44.135	225,5	12:45'20.388

23/06/2019 P = Pits In/Out - C = Lap Time Cancelled

These data/results cannot be reproduced, stored and/or transmitted in whole or in part by any manner of electronic, mechanical, photocopying, recording, broadcasting or otherwise now known or herein after developed without the previous express consent by the copyright owner, except for reproduction in daily press and regular printed publications on sale to the public within 60 days of the event related to those data/results and always provided that copyright symbol appears together as follows below.

© DORNA WSBK ORGANIZATION



Pata Riviera di Rimini Round, 21-23 June 2019

Chronological Analysis Race

Misano Circuit Sic 58 4.226 m

Start at 12:15'53.481

5 / 6

18	27.389	24.594	29.029	23.035	1'44.047	221,8	12:47'04.435	15	27.586	25.092	28.559	23.069	1'44.306	224,5	12:42'08.009
19	27.360	24.696	28.085	23.024	1'43.165	227,4	12:48'47.600	16	27.465	25.227	28.592	23.096	1'44.380	225,0	12:43'52.389
Race Time 32'54.119								17	27.590	24.985	28.598	23.200	1'44.373	225,5	12:45'36.762

24° 26 P. HOBELSBERGER (1'42.805)							
Lap	Seg.1	Seg.2	Seg.3	Seg.4	Lap Time	km/h	Local Time
1		25.496	28.159	23.066	1'52.418	233,3	12:17'45.899
2	27.563	24.589	28.011	23.409	1'43.572	231,3	12:19'29.471
3	27.263	24.635	27.961	22.946	1'42.805	230,8	12:21'12.276
4	27.352	24.960	28.119	22.915	1'43.346	232,3	12:22'55.622
5	27.384	24.980	28.180	23.025	1'43.569	230,8	12:24'39.191
6	27.364	24.529	28.061	23.217	1'43.171	228,8	12:26'22.362
7	27.281	24.613	28.095	23.010	1'42.999	228,3	12:28'05.361
8	27.314	24.682	28.075	23.002	1'43.073	227,4	12:29'48.434
9	27.393	24.788	28.180	23.110	1'43.471	227,4	12:31'31.905
10	27.354	24.764	28.230	23.151	1'43.499	227,8	12:33'15.404
11	27.711	24.649	28.285	23.170	1'43.815	229,8	12:34'59.219
12	27.333	24.824	28.430	23.180	1'43.767	230,8	12:36'42.986
13	27.403	24.670	28.261	23.142	1'43.476	230,8	12:38'26.462
14	27.805	24.978	28.348	23.068	1'44.199	228,8	12:40'10.661
15	27.368	24.923	28.271	23.212	1'43.774	228,8	12:41'54.435
16	27.458	24.970	28.247	23.184	1'43.859	227,8	12:43'38.294
17	27.590	24.869	28.316	23.440	1'44.215	228,3	12:45'22.509
18	27.508	25.162	28.279	23.361	1'44.310	227,8	12:47'06.819
19	27.756	25.049	28.496	23.467	1'44.768	227,8	12:48'51.587
Race Time 32'58.106							

27° 32 I. VINALES (1'40.622)							
Lap	Seg.1	Seg.2	Seg.3	Seg.4	Lap Time	km/h	Local Time
1		24.314	27.323	22.273	1'47.163	235,8	12:17'40.644
2	26.967	24.016	27.315	22.324	1'40.622	237,4	12:19'21.266
3	27.220	23.948	27.402	22.551	1'41.121	239,5	12:21'02.387
4	1'19.115	24.892	28.089	22.715	2'34.811	229,3	12:23'37.198
5	26.902	24.479	28.229	22.744	1'42.354	228,8	12:25'19.552
6	26.969	24.408	28.161	22.923	1'42.461	229,3	12:27'02.013
7	27.054	24.549	28.428	22.686	1'42.717	228,3	12:28'44.730
8	27.029	24.468	28.086	22.774	1'42.357	228,8	12:30'27.087
9	26.992	24.354	27.912	22.734	1'41.992	229,3	12:32'09.079
10	26.983	24.354	27.979	22.694	1'42.010	228,8	12:33'51.089
11	26.860	24.300	27.852	22.585	1'41.597	229,3	12:35'32.686
12	26.907	24.338	28.225	22.750	1'42.220	229,3	12:37'14.906
13	27.037	24.446	27.842	22.800	1'42.125	229,3	12:38'57.031
14	27.127	24.625	27.844	22.591	1'42.187	229,8	12:40'39.218
15	26.921	24.395	27.801	22.615	1'41.732	230,3	12:42'20.950
16	27.010	24.277	27.905	22.746	1'41.938	230,8	12:44'02.888
17	26.997	24.341	27.989	22.687	1'42.014	229,8	12:45'44.902
18	26.962	24.278	28.145	22.648	1'42.033	230,8	12:47'26.935
19	26.970	24.389	28.072	22.934	1'42.365	230,3	12:49'09.300
Race Time 33'15.819							

25° 65 M. CANDUCCI (1'43.445)							
Lap	Seg.1	Seg.2	Seg.3	Seg.4	Lap Time	km/h	Local Time
1		25.540	28.695	23.186	1'54.594	229,8	12:17'48.075
2	27.884	24.772	28.181	22.959	1'43.796	227,4	12:19'31.871
3	27.337	24.757	28.283	23.225	1'43.602	227,4	12:21'15.473
4	27.593	24.815	28.400	23.123	1'43.931	222,7	12:22'59.404
5	27.526	24.940	28.491	23.179	1'44.136	222,2	12:24'43.540
6	27.137	24.706	28.496	23.106	1'43.445	223,6	12:26'26.985
7	27.366	24.778	28.580	23.175	1'43.899	223,6	12:28'10.884
8	27.362	25.018	28.584	23.196	1'44.160	223,6	12:29'55.044
9	27.621	25.037	28.614	23.345	1'44.617	223,6	12:31'39.661
10	27.358	24.954	28.780	23.312	1'44.404	223,1	12:33'24.065
11	27.479	24.948	28.837	23.290	1'44.554	220,9	12:35'08.619
12	27.449	25.076	28.714	23.318	1'44.557	220,4	12:36'53.176
13	27.467	25.008	28.613	23.299	1'44.387	220,4	12:38'37.563
14	27.334	26.298	28.830	23.315	1'45.777	223,1	12:40'23.340
15	27.494	25.061	28.547	23.239	1'44.341	224,1	12:42'07.681
16	27.605	25.147	28.448	23.318	1'44.518	224,5	12:43'52.199
17	27.479	25.133	28.524	23.234	1'44.370	223,6	12:45'36.569
18	27.597	25.284	28.622	23.346	1'44.849	223,6	12:47'21.418
19	27.452	25.116	28.498	23.307	1'44.373	223,6	12:49'05.791
Race Time 33'12.310							

RET 86 A. BADOVINI (1'41.079)							
Lap	Seg.1	Seg.2	Seg.3	Seg.4	Lap Time	km/h	Local Time
1		25.001	27.963	22.593	1'49.647	234,3	12:17'43.128
2	26.804	24.225	27.651	22.602	1'41.282	233,8	12:19'24.410
3	27.159	24.270	27.745	22.882	1'42.056	234,3	12:21'06.466
4	26.873	24.271	27.781	22.755	1'41.680	233,8	12:22'48.146
5	26.843	24.206	27.635	22.405	1'41.089	231,8	12:24'29.235
6	26.691	24.132	28.187	22.617	1'41.627	225,9	12:26'10.862
7	26.773	24.120	27.788	22.651	1'41.332	231,8	12:27'52.194
8	26.715	24.353	27.970	22.696	1'41.734	231,8	12:29'33.928
9	27.184	24.176	27.836	22.578	1'41.774	227,8	12:31'15.702
10	26.787	24.285	27.786	22.640	1'41.498	232,8	12:32'57.200
11	26.821	24.216	27.880	22.641	1'41.558	230,8	12:34'38.758
12	26.617	24.134	27.599	22.729	1'41.079	231,3	12:36'19.837
13	26.737	24.253	27.763	22.625	1'41.378	229,3	12:38'01.215
Race Time 22'07.734							

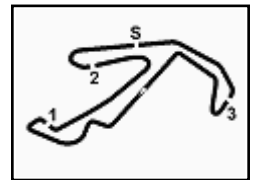
RET 53 G. SCONZA (1'43.906)							
Lap	Seg.1	Seg.2	Seg.3	Seg.4	Lap Time	km/h	Local Time
1		25.406	28.355	23.355	1'53.939	230,3	12:17'47.420
2	27.356	24.887	28.414	23.249	1'43.906	224,5	12:19'31.326
3	27.236	24.777	28.134	25.834	1'45.981	225,0	12:21'17.307
4	27.647	24.999	28.408	23.333	1'44.387	223,6	12:23'01.694
5	27.433	24.985	28.390	23.282	1'44.090	222,7	12:24'45.784
6	27.624	24.994	28.497	23.334	1'44.449	221,8	12:26'30.233
7	28.061	25.016	28.474	23.369	1'44.920	222,2	12:28'15.153
8	27.303	25.028	28.524	23.329	1'44.184	221,8	12:29'59.337
9	27.274	25.167	28.597	23.373	1'44.411	222,7	12:31'43.748
10	27.378	25.021	28.420	23.232	1'44.051	222,7	12:33'27.799
11	27.477	24.917	28.477	23.209	1'44.080	223,1	12:35'11.879
12	27.445	25.052	28.590	23.324	1'44.411	221,8	12:36'56.290
13	27.627	25.033	28.588	23.499	1'44.747	222,2	12:38'41.037
Race Time 22'47.556							

RET 3 R. DE ROSA (1'39.990)							
Lap	Seg.1	Seg.2	Seg.3	Seg.4	Lap Time	km/h	Local Time
1		24.281	27.440	22.534	1'46.868	233,8	12:17'40.349

23/06/2019 P = Pits In/Out - C = Lap Time Cancelled

These data/results cannot be reproduced, stored and/or transmitted in whole or in part by any manner of electronic, mechanical, photocopying, recording, broadcasting or otherwise now known or herein after developed without the previous express consent by the copyright owner, except for reproduction in daily press and regular printed publications on sale to the public within 60 days of the event related to those data/results and always provided that copyright symbol appears together as follows below.

© DORNA WSBK ORGANIZATION Srl 2019



Pata Riviera di Rimini Round, 21-23 June 2019

Chronological Analysis Race

Start at 12:15'53.481

2	26.934	24.004	27.325	22.412	1'40.675	234,3	12:19'21.024
3	27.365	23.877	27.389	22.495	1'41.126	231,8	12:21'02.150
4	26.364	23.909	27.246	22.471	1'39.990	233,8	12:22'42.140
5	26.558	1'19.091	31.113	24.738	2'41.500	213,9	12:25'23.640
6	28.946	26.770	30.007	24.370	1'50.093	216,9	12:27'13.733

Race Time 11'20.252

31°		6 M. HERRERA (1'43.618)					
Lap	Seg.1	Seg.2	Seg.3	Seg.4	Lap Time	km/h	Local Time
1		25.455	28.264	23.151	1'52.934	236,3	12:17'46.415
2	27.954	24.696	28.108	22.860	1'43.618	233,8	12:19'30.033
3	27.174	24.645	28.019	28.176	1'48.014	235,8	12:21'18.047
4	28.619	26.280	30.104	46.724	2'11.727P	229,3	12:23'29.774
5	7'25.067	24.956	28.392	22.733	8'41.148P	229,8	12:32'10.922
6	29.305	28.759	32.441	44.722	2'15.227P	197,4	12:34'26.149

Race Time 18'32.668

RET		74 J. VAN SIKKELERUS (1'42.569)					
Lap	Seg.1	Seg.2	Seg.3	Seg.4	Lap Time	km/h	Local Time
1		25.630	28.290	22.856	1'52.479	233,3	12:17'45.960
2	27.706	24.567	27.952	22.921	1'43.146	233,8	12:19'29.106
3	27.031	24.445	28.335	22.758	1'42.569	232,3	12:21'11.675
4	27.520	24.519	28.050	22.708	1'42.797	231,8	12:22'54.472

Race Time 7'00.991

RET		94 C. PEROLARI					
Lap	Seg.1	Seg.2	Seg.3	Seg.4	Lap Time	km/h	Local Time
1		24.894	27.586	22.710	1'49.450	237,9	12:17'42.931
2	56.970	25.621	29.376	35.549	2'27.516P	228,8	12:20'10.447

Race Time 4'16.966

23/06/2019 P = Pits In/Out - C = Lap Time Cancelled

These data/results cannot be reproduced, stored and/or transmitted in whole or in part by any manner of electronic, mechanical, photocopying, recording, broadcasting or otherwise now known or herein after developed without the previous express consent by the copyright owner, except for reproduction in daily press and regular printed publications on sale to the public within 60 days of the event related to those data/results and always provided that copyright symbol appears together as follows below.

© DORNA WSBK ORGANIZATION Srl 2019