

Pata Riviera di Rimini Round, 21-23 June 2019

Free Practices Combined Results after FP2

Misano Circuit Sic 58 4.226 m

No.	Rider	Nat	Team	Bike	Class	FP1	FP2	FP3	Time	Gap	Rel.	Avg	LL
1	64 F. CARICASULO	ITA	BARDAHL Evan Bros. WorldSSP Team	Yamaha YZF R6		1'39.979	1'39.951		1'39.951			152,211	34
2	3 R. DE ROSA	ITA	MV AGUSTA Reparto Corse	MV Agusta F3 675		1'40.136	1'40.340		1'40.136	0.185	0.185	151,929	39
3	21 R. KRUMMENACHER	SUI	BARDAHL Evan Bros. WorldSSP Team	Yamaha YZF R6		1'40.241	1'40.211		1'40.211	0.260	0.075	151,816	31
4	16 J. CLUZEL	FRA	GMT94 YAMAHA	Yamaha YZF R6		1'40.625	1'40.365		1'40.365	0.414	0.154	151,583	30
5	44 L. MAHIAS	FRA	Kawasaki Puccetti Racing	Kawasaki ZX-6R		1'40.545	1'40.836		1'40.545	0.594	0.180	151,311	35
6	38 H. SOOMER	EST	MPM WILSport Racedays	Honda CBR600RR		1'41.199	1'40.601		1'40.601	0.650	0.056	151,227	33
7	12 L. OTTAVIANI	ITA	SGM Tecnic	Yamaha YZF R6		1'41.200	1'40.717		1'40.717	0.766	0.116	151,053	30
8	60 L. GABELLINI	ITA	GOMMA Racing	Yamaha YZF R6		1'41.271	1'40.731		1'40.731	0.780	0.014	151,032	38
9	86 A. BADOVINI	ITA	Team Pedercini Racing	Kawasaki ZX-6R		1'40.871	1'41.163		1'40.871	0.920	0.140	150,822	23
10	32 I. VINALES	ESP	Kallio Racing	Yamaha YZF R6		1'41.038	1'41.034		1'41.034	1.083	0.163	150,579	34
11	78 H. OKUBO	JPN	Kawasaki Puccetti Racing	Kawasaki ZX-6R		1'41.136	1'41.226		1'41.136	1.185	0.102	150,427	38
12	11 K. SMITH	GBR	Team Pedercini Racing	Kawasaki ZX-6R	ESS	1'41.165	1'41.495		1'41.165	1.214	0.029	150,384	15
13	33 K. MANFREDI	ITA	Team Rosso e Nero	Yamaha YZF R6		1'41.176	1'41.298		1'41.176	1.225	0.011	150,368	39
14	36 T. GRADINGER	AUT	Kallio Racing	Yamaha YZF R6		1'41.540	1'41.224		1'41.224	1.273	0.048	150,296	33
15	47 R. HARTOG	NED	Team Hartog - Against Cancer	Kawasaki ZX-6R		1'42.008	1'41.421		1'41.421	1.470	0.197	150,004	38
16	56 P. SEBESTYEN	HUN	CIA Landlord Insurance Honda	Honda CBR600RR		1'41.460	1'41.780		1'41.460	1.509	0.039	149,947	32
17	55 M. ROCCOLI	ITA	Team Rosso Corsa	Yamaha YZF R6		1'41.679	1'41.476		1'41.476	1.525	0.016	149,923	32
18	94 C. PEROLARI	FRA	GMT94 YAMAHA	Yamaha YZF R6		1'41.763	1'41.536		1'41.536	1.585	0.060	149,835	35
19	20 F. FULIGNI	ITA	Team Rosso e Nero	Yamaha YZF R6		1'41.659	1'42.090		1'41.659	1.708	0.123	149,653	36
20	95 J. DANILO	FRA	CIA Landlord Insurance Honda	Honda CBR600RR		1'42.448	1'41.695		1'41.695	1.744	0.036	149,600	32
21	22 F. FULIGNI	ITA	MV AGUSTA Reparto Corse	MV Agusta F3 675		1'41.772	1'42.436		1'41.772	1.821	0.077	149,487	24
22	27 M. CASADEI	ITA	BARDAHL Evan Bros. WorldSSP Team	Yamaha YZF R6		1'42.903	1'41.967		1'41.967	2.016	0.195	149,201	28
23	84 L. CRESSON	BEL	Kallio Racing	Yamaha YZF R6		1'42.297	1'42.125		1'42.125	2.174	0.158	148,970	31
24	74 J. VAN SIKKELERUS	NED	MPM WILSport Racedays	Honda CBR600RR		1'42.783	1'42.134		1'42.134	2.183	0.009	148,957	33
25	65 M. CANDUCCI	ITA	DK MOTORSPORT	Yamaha YZF R6	ESS	1'43.281	1'42.323		1'42.323	2.372	0.189	148,682	37
26	10 N. CALERO	ESP	Orelac Racing VerdNatura	Kawasaki ZX-6R		1'42.396	1'42.545		1'42.396	2.445	0.073	148,576	29
27	26 P. HOBELBERGER	GER	Hobelsberger Racing	Yamaha YZF R6		1'43.162	1'43.735		1'43.162	3.211	0.766	147,473	22
28	4 C. STANGE	GER	GEMAR - Ciociaria Corse WorldSSP Team	Honda CBR600RR		1'43.429	1'43.199		1'43.199	3.248	0.037	147,420	30
29	30 G. VAN STRAALLEN	NED	EAB Racing Team	Kawasaki ZX-6R		1'43.271	1'43.318		1'43.271	3.320	0.072	147,317	33
30	6 M. HERRERA	ESP	MS Racing	Yamaha YZF R6			1'43.271		1'43.271	3.320		147,317	25
31	13 R. ROLFO	ITA	Team GREEN SPEED	Kawasaki ZX-6R		1'43.516	1'43.337		1'43.337	3.386	0.066	147,223	23
32	53 G. SCONZA	ITA	GEMAR - Ciociaria Corse WorldSSP Team	Honda CBR600RR		1'45.213	1'44.528		1'44.528	4.577	1.191	145,546	32
33	40 A. GYORFI	HUN	Team Toth	Yamaha YZF R6		1'45.819	1'44.964		1'44.964	5.013	0.436	144,941	32
34	76 A. BERNARDI	ITA	Flembo Leader Team	Kawasaki ZX-6R	ESS	1'45.204	1'45.402		1'45.204	5.253	0.240	144,610	35

21/06/2019

These data/results cannot be reproduced, stored and/or transmitted in whole or in part by any manner of electronic, mechanical, photocopying, recording, broadcasting or otherwise now known or herein after developed without the previous express consent by the copyright owner, except for reproduction in daily press and regular printed publications on sale to the public within 60 days of the event related to those data/results and always provided that copyright symbol appears together as follows below.

© DORNA WSBK ORGANIZATION Srl 2019

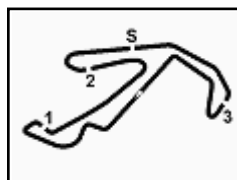
FICR PERUGIA TIMING



Official Tyre Supplier



Official Timekeeper



Pata Riviera di Rimini Round, 21-23 June 2019

Results Free Practice 2nd Session

Misano Circuit Sic 58 4.226 m

1 / 2

No.	Rider	Nat	Team	Bike	Class	Time	Gap	Rel.	Laps	Speed	
										Avg	Max
1	64 F. CARICASULO	ITA	BARDAHL Evan Bros. WorldSSP Team	Yamaha YZF R6		1'39.951			17	152,211	232,3
2	21 R. KRUMMENACHER	SUI	BARDAHL Evan Bros. WorldSSP Team	Yamaha YZF R6		1'40.211	0.260	0.260	18	151,816	233,3
3	3 R. DE ROSA	ITA	MV AGUSTA Reparto Corse	MV Agusta F3 675		1'40.340	0.389	0.129	20	151,620	230,8
4	16 J. CLUZEL	FRA	GMT94 YAMAHA	Yamaha YZF R6		1'40.365	0.414	0.025	15	151,583	233,3
5	38 H. SOOMER	EST	MPM WILSport Racedays	Honda CBR600RR		1'40.601	0.650	0.236	17	151,227	228,8
6	12 L. OTTAVIANI	ITA	SGM Tecnic	Yamaha YZF R6		1'40.717	0.766	0.116	15	151,053	229,3
7	60 L. GABELLINI	ITA	GOMMA Racing	Yamaha YZF R6		1'40.731	0.780	0.014	18	151,032	230,3
8	44 L. MAHIAS	FRA	Kawasaki Puccetti Racing	Kawasaki ZX-6R		1'40.836	0.885	0.105	21	150,875	229,3
9	32 I. VINALES	ESP	Kallio Racing	Yamaha YZF R6		1'41.034	1.083	0.198	16	150,579	234,3
10	86 A. BADOVINI	ITA	Team Pedercini Racing	Kawasaki ZX-6R		1'41.163	1.212	0.129	14	150,387	226,4
11	36 T. GRADINGER	AUT	Kallio Racing	Yamaha YZF R6		1'41.224	1.273	0.061	16	150,296	231,3
12	78 H. OKUBO	JPN	Kawasaki Puccetti Racing	Kawasaki ZX-6R		1'41.226	1.275	0.002	19	150,293	232,3
13	33 K. MANFREDI	ITA	Team Rosso e Nero	Yamaha YZF R6		1'41.298	1.347	0.072	17	150,187	232,3
14	47 R. HARTOG	NED	Team Hartog - Against Cancer	Kawasaki ZX-6R		1'41.421	1.470	0.123	19	150,004	226,4
15	55 M. ROCCOLI	ITA	Team Rosso Corsa	Yamaha YZF R6		1'41.476	1.525	0.055	17	149,923	231,3
16	11 K. SMITH	GBR	Team Pedercini Racing	Kawasaki ZX-6R	ESS	1'41.495	1.544	0.019	4	149,895	227,8
17	94 C. PEROLARI	FRA	GMT94 YAMAHA	Yamaha YZF R6		1'41.536	1.585	0.041	16	149,835	233,8
18	95 J. DANILO	FRA	CIA Landlord Insurance Honda	Honda CBR600RR		1'41.695	1.744	0.159	17	149,600	227,8
19	56 P. SEBESTYEN	HUN	CIA Landlord Insurance Honda	Honda CBR600RR		1'41.780	1.829	0.085	16	149,475	227,8
20	27 M. CASADEI	ITA	BARDAHL Evan Bros. WorldSSP Team	Yamaha YZF R6		1'41.967	2.016	0.187	15	149,201	230,8
21	20 F. FULIGNI	ITA	Team Rosso e Nero	Yamaha YZF R6		1'42.090	2.139	0.123	16	149,021	232,8
22	84 L. CRESSON	BEL	Kallio Racing	Yamaha YZF R6		1'42.125	2.174	0.035	15	148,970	231,3
23	74 J. VAN SIKKELERUS	NED	MPM WILSport Racedays	Honda CBR600RR		1'42.134	2.183	0.009	16	148,957	228,3
24	65 M. CANDUCCI	ITA	DK MOTORSPORT	Yamaha YZF R6	ESS	1'42.323	2.372	0.189	20	148,682	226,4
25	22 F. FULIGNI	ITA	MV AGUSTA Reparto Corse	MV Agusta F3 675		1'42.436	2.485	0.113	15	148,518	229,8
26	10 N. CALERO	ESP	Orelac Racing VerdNatura	Kawasaki ZX-6R		1'42.545	2.594	0.109	12	148,360	227,4
27	4 C. STANGE	GER	GEMAR - Ciociaria Corse WorldSSP Team	Honda CBR600RR		1'43.199	3.248	0.654	12	147,420	227,4
28	6 M. HERRERA	ESP	MS Racing	Yamaha YZF R6		1'43.271	3.320	0.072	18	147,317	228,8
29	30 G. VAN STRAALLEN	NED	EAB Racing Team	Kawasaki ZX-6R		1'43.318	3.367	0.047	17	147,250	228,8
30	13 R. ROLFO	ITA	Team GREEN SPEED	Kawasaki ZX-6R		1'43.337	3.386	0.019	13	147,223	224,5
31	26 P. HOBELSBERGER	GER	Hobelsberger Racing	Yamaha YZF R6		1'43.735	3.784	0.398	8	146,658	230,3
32	53 G. SCONZA	ITA	GEMAR - Ciociaria Corse WorldSSP Team	Honda CBR600RR		1'44.528	4.577	0.793	15	145,546	223,6
33	40 A. GYORFI	HUN	Team Toth	Yamaha YZF R6		1'44.964	5.013	0.436	17	144,941	222,7
34	76 A. BERNARDI	ITA	Flembbo Leader Team	Kawasaki ZX-6R	ESS	1'45.402	5.451	0.438	16	144,339	217,3

Qualifying Lap Time (107% of 1'39.951): 1'46.949

AIR	Humidity:	53%	Temp:	30°C
TRACK	Condition:	Dry	Temp:	46°C

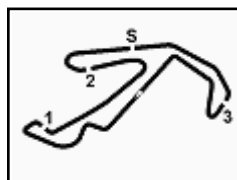
Records	Pole (QP)	2015 J.Cluzel	1'37.482	156,070	Km/h
	Race (RC)	2018 S.Cortese	1'38.193	154,940	Km/h
	All Times (QP)	2015 J.Cluzel	1'37.482	156,070	Km/h

Start 21/06/2019 16:02
End 16:48

The results are provisional until the end of the time limit for protests and appeals and the completion of the technical checks.

These data/results cannot be reproduced, stored and/or transmitted in whole or in part by any manner of electronic, mechanical, photocopying, recording, broadcasting or otherwise now known or herein after developed without the previous express consent by the copyright owner, except for reproduction in daily press and regular printed publications on sale to the public within 60 days of the event related to those data/results and always provided that copyright symbol appears together as follows below.

© DORNA WSBK ORGANIZATION Srl 2019



Pata Riviera di Rimini Round, 21-23 June 2019

Results Free Practice 2nd Session

Misano Circuit Sic 58.4.226 m

2 / 2

Session Highlights

Local Time	No. Rider	Description
16.02.00		Start
16.02.02		WorldSSP Pit Intervention Time: 1min 21secs
16.04.22	6 M. HERRERA	Current Lap Cancelled - Exceeded Track Limits - Turn 1
16.04.51	38 H. SOOMER	Check Transponder
16.05.37	22 F. FULIGNI	Crashed - Re-Joined - Turn 14
16.05.46	53 G. SCONZA	Crashed - Turn 14
16.06.15	53 G. SCONZA	Re-joined
16.07.29	33 K. MANFREDI	Current Lap Cancelled - Exceeded Track Limits - Turn 1
16.08.28	20 F. FULIGNI	Crashed - Turn 4
16.08.37	20 F. FULIGNI	Re-joined
16.10.56	33 K. MANFREDI	Current Lap Cancelled - Exceeded Track Limits - Turn 1
16.12.03	94 C. PEROLARI	Current Lap Cancelled - Exceeded Track Limits - Turn 1
16.12.49	84 L. CRESSON	Current Lap Cancelled - Exceeded Track Limits - Turn 1
16.24.24	20 F. FULIGNI	Current Lap Cancelled - Exceeded Track Limits - Turn 1
16.24.47	16 J. CLUZEL	Current Lap Cancelled - Exceeded Track Limits - Turn 1
16.28.32	95 J. DANILO	On the Gravel - Re-Joined - Turn 4
16.29.41	33 K. MANFREDI	Current Lap Cancelled - Exceeded Track Limits - Turn 1
16.30.16	26 P. HOBELBERGER	Crashed - Turn 16
16.32.32	12 L. OTTAVIANI	Current Lap Cancelled - Exceeded Track Limits - Turn 1
16.35.07	33 K. MANFREDI	Current Lap Cancelled - Exceeded Track Limits - Turn 1
16.35.39	22 F. FULIGNI	Current Lap Cancelled - Exceeded Track Limits - Turn 1
16.39.53	27 M. CASADEI	Crashed - Turn 2
16.40.42	27 M. CASADEI	Re-joined
16.42.09	94 C. PEROLARI	Current Lap Cancelled - Exceeded Track Limits - Turn 1
16.42.10	76 A. BERNARDI	Current Lap Cancelled - Exceeded Track Limits - Turn 1
16.44.08	10 N. CALERO	Crashed - Turn 16
16.44.09	30 G. VAN STRAALEN	Current Lap Cancelled - Exceeded Track Limits - Turn 1
16.46.09	95 J. DANILO	Current Lap Cancelled - Exceeded Track Limits - Turn 1
16.48.57		End Of Session

Fastest Laps Sequence

No.	Rider	Nat	Team	Bike	Local Time	Time	Gap	Avg
64	F. CARICASULO	ITA	BARDAHL Evan Bros. WorldSSP Team	Yamaha YZF R6	16:05'34.841	1'41.640		149,681
64	F. CARICASULO	ITA	BARDAHL Evan Bros. WorldSSP Team	Yamaha YZF R6	16:07'15.972	1'41.131	-0.509	150,435
64	F. CARICASULO	ITA	BARDAHL Evan Bros. WorldSSP Team	Yamaha YZF R6	16:08'56.510	1'40.538	-0.593	151,322
64	F. CARICASULO	ITA	BARDAHL Evan Bros. WorldSSP Team	Yamaha YZF R6	16:28'03.856	1'40.385	-0.153	151,553
21	R. KRUMMENACHER	SUI	BARDAHL Evan Bros. WorldSSP Team	Yamaha YZF R6	16:40'13.457	1'40.284	-0.101	151,705
64	F. CARICASULO	ITA	BARDAHL Evan Bros. WorldSSP Team	Yamaha YZF R6	16:41'06.587	1'40.048	-0.236	152,063
64	F. CARICASULO	ITA	BARDAHL Evan Bros. WorldSSP Team	Yamaha YZF R6	16:44'28.132	1'39.951	-0.097	152,211

Start 16:02 End 16:48 The results are provisional until the end of the time limit for protests and appeals and the completion of the technical checks.

These data/results cannot be reproduced, stored and/or transmitted in whole or in part by any manner of electronic, mechanical, photocopying, recording, broadcasting or otherwise now known or herein after developed without the previous express consent by the copyright owner, except for reproduction in daily press and regular printed publications on sale to the public within 60 days of the event related to those data/results and always provided that copyright symbol appears together as follows below.

© DORNA WSBK ORGANIZATION Srl 2019

Pata Riviera di Rimini Round, 21-23 June 2019

Best Sectors & Speed Free Practice 2nd Session

Misano Circuit Sic 58 4.226 m

BEST LAP

1	64 F. CARICASULO	Yamaha YZF R6	1'39.951
2	21 R. KRUMMENACHER	Yamaha YZF R6	1'40.211
3	3 R. DE ROSA	MV Agusta F3 675	1'40.340
4	16 J. CLUZEL	Yamaha YZF R6	1'40.365
5	38 H. SOOMER	Honda CBR600RR	1'40.601
6	12 L. OTTAVIANI	Yamaha YZF R6	1'40.717
7	60 L. GABELLINI	Yamaha YZF R6	1'40.731
8	44 L. MAHIAS	Kawasaki ZX-6R	1'40.836
9	32 I. VINALES	Yamaha YZF R6	1'41.034
10	86 A. BADOVINI	Kawasaki ZX-6R	1'41.163
11	36 T. GRADINGER	Yamaha YZF R6	1'41.224
12	78 H. OKUBO	Kawasaki ZX-6R	1'41.226
13	33 K. MANFREDI	Yamaha YZF R6	1'41.298
14	47 R. HARTOG	Kawasaki ZX-6R	1'41.421
15	55 M. ROCCOLI	Yamaha YZF R6	1'41.476
16	11 K. SMITH	Kawasaki ZX-6R	1'41.495
17	94 C. PEROLARI	Yamaha YZF R6	1'41.536
18	95 J. DANILO	Honda CBR600RR	1'41.695
19	56 P. SEBESTYEN	Honda CBR600RR	1'41.780
20	27 M. CASADEI	Yamaha YZF R6	1'41.967
21	20 F. FULIGNI	Yamaha YZF R6	1'42.090
22	84 L. CRESSON	Yamaha YZF R6	1'42.125
23	74 J. VAN SIKKELERUS	Honda CBR600RR	1'42.134
24	65 M. CANDUCCI	Yamaha YZF R6	1'42.323
25	22 F. FULIGNI	MV Agusta F3 675	1'42.436
26	10 N. CALERO	Kawasaki ZX-6R	1'42.545
27	4 C. STANGE	Honda CBR600RR	1'43.199
28	6 M. HERRERA	Yamaha YZF R6	1'43.271
29	30 G. VAN STRAALEN	Kawasaki ZX-6R	1'43.318
30	13 R. ROLFO	Kawasaki ZX-6R	1'43.337
31	26 P. HOBELSBERGER	Yamaha YZF R6	1'43.735
32	53 G. SCONZA	Honda CBR600RR	1'44.528
33	40 A. GYORFI	Yamaha YZF R6	1'44.964
34	76 A. BERNARDI	Kawasaki ZX-6R	1'45.402

SPEED

1	32 I. VINALES	Yamaha YZF R6	234,3
2	94 C. PEROLARI	Yamaha YZF R6	233,8
3	21 R. KRUMMENACHER	Yamaha YZF R6	233,3
4	16 J. CLUZEL	Yamaha YZF R6	233,3
5	20 F. FULIGNI	Yamaha YZF R6	232,8
6	78 H. OKUBO	Kawasaki ZX-6R	232,3
7	33 K. MANFREDI	Yamaha YZF R6	232,3
8	64 F. CARICASULO	Yamaha YZF R6	232,3
9	36 T. GRADINGER	Yamaha YZF R6	231,3
10	55 M. ROCCOLI	Yamaha YZF R6	231,3
11	84 L. CRESSON	Yamaha YZF R6	231,3
12	3 R. DE ROSA	MV Agusta F3 675	230,8
13	27 M. CASADEI	Yamaha YZF R6	230,8
14	60 L. GABELLINI	Yamaha YZF R6	230,3
15	26 P. HOBELSBERGER	Yamaha YZF R6	230,3
16	22 F. FULIGNI	MV Agusta F3 675	229,8
17	44 L. MAHIAS	Kawasaki ZX-6R	229,3
18	12 L. OTTAVIANI	Yamaha YZF R6	229,3
19	38 H. SOOMER	Honda CBR600RR	228,8
20	30 G. VAN STRAALEN	Kawasaki ZX-6R	228,8
21	6 M. HERRERA	Yamaha YZF R6	228,8
22	74 J. VAN SIKKELERUS	Honda CBR600RR	228,3
23	11 K. SMITH	Kawasaki ZX-6R	227,8
24	56 P. SEBESTYEN	Honda CBR600RR	227,8
25	95 J. DANILO	Honda CBR600RR	227,8
26	4 C. STANGE	Honda CBR600RR	227,4
27	10 N. CALERO	Kawasaki ZX-6R	227,4
28	47 R. HARTOG	Kawasaki ZX-6R	226,4
29	65 M. CANDUCCI	Yamaha YZF R6	226,4
30	86 A. BADOVINI	Kawasaki ZX-6R	226,4
31	13 R. ROLFO	Kawasaki ZX-6R	224,5
32	53 G. SCONZA	Honda CBR600RR	223,6
33	40 A. GYORFI	Yamaha YZF R6	222,7
34	76 A. BERNARDI	Kawasaki ZX-6R	217,3

SEG. 1

1	64 F. CARICASULO	26.322
2	86 A. BADOVINI	26.359
3	3 R. DE ROSA	26.437
4	60 L. GABELLINI	26.489
5	38 H. SOOMER	26.491
6	21 R. KRUMMENACHER	26.520
7	44 L. MAHIAS	26.525
8	12 L. OTTAVIANI	26.543
9	16 J. CLUZEL	26.591
10	78 H. OKUBO	26.631
11	32 I. VINALES	26.670
12	47 R. HARTOG	26.688
13	55 M. ROCCOLI	26.701
14	56 P. SEBESTYEN	26.702
15	95 J. DANILO	26.708
16	33 K. MANFREDI	26.751
17	11 K. SMITH	26.846
18	36 T. GRADINGER	26.856
19	94 C. PEROLARI	26.874
20	65 M. CANDUCCI	26.877
21	22 F. FULIGNI	26.908
22	10 N. CALERO	26.914
23	74 J. VAN SIKKELERUS	26.937
24	84 L. CRESSON	26.949
25	27 M. CASADEI	27.079
26	26 P. HOBELSBERGER	27.101
27	6 M. HERRERA	27.110
28	4 C. STANGE	27.138
29	20 F. FULIGNI	27.139
30	13 R. ROLFO	27.182
31	30 G. VAN STRAALEN	27.247
32	76 A. BERNARDI	27.395
33	53 G. SCONZA	27.403
34	40 A. GYORFI	27.633

SEG. 2

1	64 F. CARICASULO	23.763
2	21 R. KRUMMENACHER	23.766
3	3 R. DE ROSA	23.878
4	16 J. CLUZEL	23.919
5	12 L. OTTAVIANI	23.942
6	60 L. GABELLINI	23.964
7	38 H. SOOMER	23.997
8	44 L. MAHIAS	24.021
9	32 I. VINALES	24.049
10	78 H. OKUBO	24.082
11	33 K. MANFREDI	24.091
12	27 M. CASADEI	24.112
13	94 C. PEROLARI	24.115
14	36 T. GRADINGER	24.123
15	56 P. SEBESTYEN	24.218
16	86 A. BADOVINI	24.224
17	20 F. FULIGNI	24.227
18	55 M. ROCCOLI	24.236
19	11 K. SMITH	24.267
20	47 R. HARTOG	24.313
21	95 J. DANILO	24.318
22	22 F. FULIGNI	24.331
23	84 L. CRESSON	24.334
24	74 J. VAN SIKKELERUS	24.337
25	65 M. CANDUCCI	24.463
26	30 G. VAN STRAALEN	24.585
27	10 N. CALERO	24.592
28	6 M. HERRERA	24.601
29	26 P. HOBELSBERGER	24.620
30	4 C. STANGE	24.679
31	13 R. ROLFO	24.799
32	53 G. SCONZA	24.932
33	40 A. GYORFI	24.988
34	76 A. BERNARDI	25.380

SEG. 3

1	64 F. CARICASULO	27.356
2	16 J. CLUZEL	27.395
3	38 H. SOOMER	27.417
4	3 R. DE ROSA	27.520
5	21 R. KRUMMENACHER	27.551
6	44 L. MAHIAS	27.655
7	32 I. VINALES	27.658
8	86 A. BADOVINI	27.685
9	36 T. GRADINGER	27.689
10	94 C. PEROLARI	27.705
11	11 K. SMITH	27.753
12	78 H. OKUBO	27.757
13	60 L. GABELLINI	27.784
14	20 F. FULIGNI	27.799
15	55 M. ROCCOLI	27.837
16	33 K. MANFREDI	27.864
17	12 L. OTTAVIANI	27.876
18	47 R. HARTOG	27.876
19	95 J. DANILO	27.897
20	56 P. SEBESTYEN	27.911
21	84 L. CRESSON	28.015
22	10 N. CALERO	28.032
23	26 P. HOBELSBERGER	28.039
24	65 M. CANDUCCI	28.051
25	74 J. VAN SIKKELERUS	28.061
26	22 F. FULIGNI	28.062
27	13 R. ROLFO	28.139
28	4 C. STANGE	28.160
29	27 M. CASADEI	28.190
30	30 G. VAN STRAALEN	28.203
31	53 G. SCONZA	28.504
32	6 M. HERRERA	28.532
33	76 A. BERNARDI	28.910
34	40 A. GYORFI	28.943

SEG. 4

1	21 R. KRUMMENACHER	22.277
2	64 F. CARICASULO	22.328
3	12 L. OTTAVIANI	22.330
4	38 H. SOOMER	22.352
5	44 L. MAHIAS	22.357
6	3 R. DE ROSA	22.360
7	33 K. MANFREDI	22.411
8	16 J. CLUZEL	22.428
9	60 L. GABELLINI	22.444
10	78 H. OKUBO	22.501
11	36 T. GRADINGER	22.502
12	86 A. BADOVINI	22.521
13	95 J. DANILO	22.526
14	47 R. HARTOG	22.544
15	32 I. VINALES	22.545
16	55 M. ROCCOLI	22.550
17	27 M. CASADEI	22.586
18	11 K. SMITH	22.629
19	20 F. FULIGNI	22.640
20	56 P. SEBESTYEN	22.663
21	94 C. PEROLARI	22.674
22	74 J. VAN SIKKELERUS	22.729
23	6 M. HERRERA	22.790
24	10 N. CALERO	22.810
25	65 M. CANDUCCI	22.825
26	84 L. CRESSON	22.827
27	22 F. FULIGNI	22.980
28	13 R. ROLFO	22.993
29	26 P. HOBELSBERGER	23.006
30	30 G. VAN STRAALEN	23.069
31	4 C. STANGE	23.077
32	40 A. GYORFI	23.289
33	53 G. SCONZA	23.323
34	76 A. BERNARDI	23.607

21/06/2019

These data/results cannot be reproduced, stored and/or transmitted in whole or in part by any manner of electronic, mechanical, photocopying, recording, broadcasting or otherwise now known or herein after developed without the previous express consent by the copyright owner, except for reproduction in daily press and regular printed publications on sale to the public within 60 days of the event related to those data/results and always provided that copyright symbol appears together as follows below.

© DORNA WSBK ORGANIZATION Srl 2019

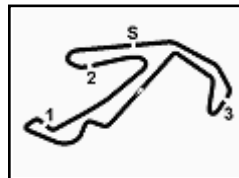
FICR PERUGIA TIMING



Official Tyre Supplier



Official Timekeeper



Pata Riviera di Rimini Round, 21-23 June 2019

Ideal Times Free Practice 2nd Session

Misano Circuit Sic 58 4.226 m

1 / 2

No.	Rider	Nat	Bike	Seg. 1 Diff. 1	Seg. 2 Diff. 2	Seg. 3 Diff. 3	Seg. 4 Diff. 4	Ideal Time Best Lap	Pos.	Diff.
1	64 F. CARICASULO	ITA	Yamaha YZF R6	26.322	23.763 +0.182	27.356	22.328	1'39.769 1'39.951	1	0.182
2	21 R. KRUMMENACHER	SUI	Yamaha YZF R6	26.520 +0.014	23.766 +0.038	27.551 +0.045	22.277	1'40.114 1'40.211	2	0.097
3	3 R. DE ROSA	ITA	MV Agusta F3 675	26.437 +0.069	23.878 +0.026	27.520 +0.050	22.360	1'40.195 1'40.340	3	0.145
4	38 H. SOOMER	EST	Honda CBR600RR	26.491 +0.182	23.997	27.417	22.352 +0.162	1'40.257 1'40.601	5	0.344
5	16 J. CLUZEL	FRA	Yamaha YZF R6	26.591	23.919	27.395	22.428 +0.032	1'40.333 1'40.365	4	0.032
6	44 L. MAHIAS	FRA	Kawasaki ZX-6R	26.525 +0.035	24.021 +0.047	27.655 +0.196	22.357	1'40.558 1'40.836	8	0.278
7	60 L. GABELLINI	ITA	Yamaha YZF R6	26.489	23.964 +0.018	27.784	22.444 +0.032	1'40.681 1'40.731	7	0.050
8	12 L. OTTAVIANI	ITA	Yamaha YZF R6	26.543 +0.006	23.942 +0.020	27.876	22.330	1'40.691 1'40.717	6	0.026
9	86 A. BADOVINI	ITA	Kawasaki ZX-6R	26.359 +0.185	24.224 +0.189	27.685	22.521	1'40.789 1'41.163	10	0.374
10	32 I. VINALES	ESP	Yamaha YZF R6	26.670	24.049	27.658 +0.005	22.545 +0.107	1'40.922 1'41.034	9	0.112
11	78 H. OKUBO	JPN	Kawasaki ZX-6R	26.631	24.082 +0.045	27.757 +0.132	22.501 +0.078	1'40.971 1'41.226	12	0.255
12	33 K. MANFREDI	ITA	Yamaha YZF R6	26.751	24.091 +0.039	27.864 +0.053	22.411 +0.089	1'41.117 1'41.298	13	0.181
13	36 T. GRADINGER	AUT	Yamaha YZF R6	26.856 +0.050	24.123	27.689	22.502 +0.004	1'41.170 1'41.224	11	0.054
14	55 M. ROCCOLI	ITA	Yamaha YZF R6	26.701	24.236	27.837 +0.055	22.550 +0.097	1'41.324 1'41.476	15	0.152
15	94 C. PEROLARI	FRA	Yamaha YZF R6	26.874	24.115 +0.075	27.705	22.674 +0.093	1'41.368 1'41.536	17	0.168
16	47 R. HARTOG	NED	Kawasaki ZX-6R	26.688	24.313	27.876	22.544	1'41.421 1'41.421	14	
17	95 J. DANILO	FRA	Honda CBR600RR	26.708 +0.153	24.318 +0.093	27.897	22.526	1'41.449 1'41.695	18	0.246
18	56 P. SEBESTYEN	HUN	Honda CBR600RR	26.702	24.218 +0.237	27.911 +0.049	22.663	1'41.494 1'41.780	19	0.286
19	11 K. SMITH	GBR	Kawasaki ZX-6R	26.846	24.267	27.753	22.629	1'41.495 1'41.495	16	
20	20 F. FULIGNI	ITA	Yamaha YZF R6	27.139 +0.070	24.227 +0.188	27.799	22.640 +0.027	1'41.805 1'42.090	21	0.285
21	27 M. CASADEI	ITA	Yamaha YZF R6	27.079	24.112	28.190	22.586	1'41.967 1'41.967	20	
22	74 J. VAN SIKKELERUS	NED	Honda CBR600RR	26.937 +0.029	24.337	28.061 +0.009	22.729 +0.032	1'42.064 1'42.134	23	0.070
23	84 L. CRESSON	BEL	Yamaha YZF R6	26.949	24.334	28.015	22.827	1'42.125 1'42.125	22	
24	65 M. CANDUCCI	ITA	Yamaha YZF R6	26.877 +0.107	24.463	28.051	22.825	1'42.216 1'42.323	24	0.107
25	22 F. FULIGNI	ITA	MV Agusta F3 675	26.908	24.331	28.062 +0.110	22.980 +0.045	1'42.281 1'42.436	25	0.155
26	10 N. CALERO	ESP	Kawasaki ZX-6R	26.914 +0.003	24.592	28.032 +0.194	22.810	1'42.348 1'42.545	26	0.197
27	26 P. HOBELSBERGER	GER	Yamaha YZF R6	27.101 +0.279	24.620 +0.491	28.039 +0.199	23.006	1'42.766 1'43.735	31	0.969
28	6 M. HERRERA	ESP	Yamaha YZF R6	27.110 +0.134	24.601 +0.015	28.532 +0.089	22.790	1'43.033 1'43.271	28	0.238
29	4 C. STANGE	GER	Honda CBR600RR	27.138	24.679	28.160 +0.145	23.077	1'43.054 1'43.199	27	0.145
30	30 G. VAN STRAALLEN	NED	Kawasaki ZX-6R	27.247 +0.093	24.585 +0.077	28.203 +0.014	23.069 +0.030	1'43.104 1'43.318	29	0.214
31	13 R. ROLFO	ITA	Kawasaki ZX-6R	27.182 +0.064	24.799 +0.160	28.139	22.993	1'43.113 1'43.337	30	0.224
32	53 G. SCONZA	ITA	Honda CBR600RR	27.403	24.932 +0.238	28.504 +0.128	23.323	1'44.162 1'44.528	32	0.366
33	40 A. GYORFI	HUN	Yamaha YZF R6	27.633	24.988 +0.111	28.943	23.289	1'44.853 1'44.964	33	0.111

21/06/2019

These data/results cannot be reproduced, stored and/or transmitted in whole or in part by any manner of electronic, mechanical, photocopying, recording, broadcasting or otherwise now known or herein after developed without the previous express consent by the copyright owner, except for reproduction in daily press and regular printed publications on sale to the public within 60 days of the event related to those data/results and always provided that copyright symbol appears together as follows below.

© DORNA WSBK ORGANIZATION Srl 2019

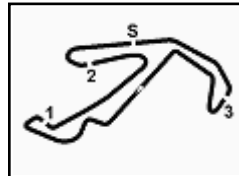
FICR PERUGIA TIMING



Official Tyre Supplier



Official Timekeeper



Pata Riviera di Rimini Round, 21-23 June 2019

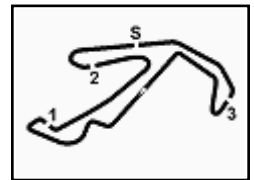
Ideal Times Free Practice 2nd Session

 Misano Circuit Sic 58 4.226 m
2 / 2

No.	Rider	Nat	Bike	Seg. 1	Seg. 2	Seg. 3	Seg. 4	Ideal Time		
				Diff. 1	Diff. 2	Diff. 3	Diff. 4	Best Lap	Pos.	Diff.
34	76 A. BERNARDI	ITA	Kawasaki ZX-6R	27.395 +0.110	25.380	28.910	23.607	1'45.292	34	0.110
Overall Ideal Time				26.322	23.763	27.356	22.277	1'39.718		

21/06/2019
 These data/results cannot be reproduced, stored and/or transmitted in whole or in part by any manner of electronic, mechanical, photocopying, recording, broadcasting or otherwise now known or herein after developed without the previous express consent by the copyright owner, except for reproduction in daily press and regular printed publications on sale to the public within 60 days of the event related to those data/results and always provided that copyright symbol appears together as follows below.
 © DORNA WSBK ORGANIZATION Srl 2019





Pata Riviera di Rimini Round, 21-23 June 2019

Chronological Analysis Free Practice 2nd Session

Misano Circuit Sic 58.4.226 m

1 / 6

1° 64 F. CARICASULO (1'39.951)							
Lap	Seg.1	Seg.2	Seg.3	Seg.4	Lap Time	km/h	Local Time
1		24.807	28.920	22.710		226,9	16:03'53.201
2	27.023	24.166	27.973	22.478	1'41.640	229,8	16:05'34.841
3	26.650	24.134	27.907	22.440	1'41.131	230,8	16:07'15.972
4	26.503	23.874	27.710	22.451	1'40.538	231,3	16:08'56.510
5	26.523	24.083	27.827	22.566	1'40.999	231,8	16:10'37.509
6	26.661	24.011	27.597	22.405	1'40.674	231,8	16:12'18.183
7	26.548	23.891	27.682	8'53.894	10'12.015P	230,8	16:22'30.198
8	26.585	24.751	28.473	22.620	2'12.429P	227,4	16:24'42.627
9	26.544	24.011	27.787	22.502	1'40.844	231,3	16:26'23.471
10	26.509	23.949	27.518	22.409	1'40.385	232,3	16:28'03.856
11	26.591	23.904	27.848	22.457	1'40.800	231,8	16:29'44.656
12	26.602	23.998	28.651	6'24.239	7'43.490P	231,3	16:37'28.146
13	43.531	24.430	28.008	22.424	1'58.393P	229,3	16:39'26.539
14	26.329	23.763	27.588	22.368	1'40.048	230,3	16:41'08.587
15	26.328	23.931	27.793	23.542	1'41.594	231,3	16:42'48.181
16	26.322	23.945	27.356	22.328	1'39.951	232,3	16:44'28.132
17	26.518	24.694	31.210	23.669	1'46.091	217,7	16:46'14.223
18	26.334	23.972	27.460	22.367	1'40.133	232,3	16:47'54.356

19	26.480	23.878	27.520	22.522	1'40.400	228,8	16:43'37.406
20	26.502	29.254	28.280	22.733	1'46.769	227,4	16:45'24.175
21	26.506	23.904	27.570	22.360	1'40.340	230,3	16:47'04.515

4° 16 J. CLUZEL (1'40.365)							
Lap	Seg.1	Seg.2	Seg.3	Seg.4	Lap Time	km/h	Local Time
1		25.056	28.533	23.018		226,9	16:05'04.338
2	27.024	24.350	27.752	22.684	1'41.810	230,3	16:06'46.148
3	26.806	24.216	27.716	22.727	1'41.465	230,8	16:08'27.613
4	26.851	24.169	30.714	22.839	1'44.573	221,8	16:10'12.186
5	26.834	24.172	27.611	22.825	1'41.442	231,8	16:11'53.628
6	26.845	24.318	27.785	33.258	1'52.206P	229,3	16:13'45.834
7	9'32.988	25.121	28.315	22.980	10'49.404P	226,9	16:24'35.238
8	31.074	25.382	30.046	22.804	1'49.306C	230,8	16:26'24.544
9	26.603	24.058	27.479	23.371	1'41.511	232,8	16:28'06.055
10	26.609	24.064	27.548	22.428	1'40.649	232,3	16:29'46.704
11	26.602	24.107	27.540	32.563	1'50.812P	231,8	16:31'37.516
12	7'51.787	25.087	28.150	22.796	9'07.820P	226,4	16:40'45.336
13	26.728	24.243	27.529	22.507	1'41.007	228,8	16:42'26.343
14	27.352	28.160	28.773	23.686	1'47.971	228,3	16:44'14.314
15	26.745	24.201	27.402	22.499	1'40.847	231,3	16:45'55.161
16	26.591	23.919	27.395	22.460	1'40.365	233,3	16:47'35.526

2° 21 R. KRUMMENACHER (1'40.211)							
Lap	Seg.1	Seg.2	Seg.3	Seg.4	Lap Time	km/h	Local Time
1							16:02'10.602
2	43.358	24.797	29.592	23.052	2'00.799P	233,3	16:04'11.401
3	26.920	24.172	28.324	40.536	1'59.952P	230,3	16:06'11.353
4	43.449	24.317	28.386	22.753	1'58.905P	226,9	16:08'10.258
5	26.673	24.058	27.766	22.573	1'41.070	229,3	16:09'51.328
6	26.623	24.026	27.708	22.500	1'40.857	229,3	16:11'32.185
7	26.816	23.908	27.758	22.407	1'40.889	228,8	16:13'13.074
8	26.520	23.918	27.645	22.895	1'40.978	229,8	16:14'54.052
9	26.873	24.035	27.842	22.493	1'41.243	228,8	16:16'35.295
10	27.547	25.712	28.803	22.613	1'44.675	227,4	16:18'19.970
11	28.149	24.544	27.869	24.563	1'45.125	228,3	16:20'05.095
12	26.712	23.977	27.788	13'23.696	14'42.173P	228,8	16:34'47.268
13	46.574	24.692	28.505	25.667	2'05.438P	226,9	16:36'52.706
14	26.698	23.852	27.605	22.312	1'40.467	228,8	16:38'33.173
15	26.521	23.771	27.583	22.409	1'40.284	230,3	16:40'13.457
16	26.563	23.766	27.551	22.351	1'40.231	229,8	16:41'53.688
17	26.578	23.822	27.675	22.486	1'40.561	229,3	16:43'34.249
18	31.085	24.723	28.078	22.555	1'46.441	228,3	16:45'20.690
19	26.534	23.804	27.596	22.277	1'40.211	230,8	16:47'00.901

5° 38 H. SOOMER (1'40.601)							
Lap	Seg.1	Seg.2	Seg.3	Seg.4	Lap Time	km/h	Local Time
1							16:03'56.616
2							16:05'39.984
3							1'41.939
4							1'42.097
5	7'23.360	24.761	27.903	22.721	8'38.745	225,0	16:17'42.765
6	26.732	24.333	27.623	22.651	1'41.339	226,9	16:19'24.104
7	27.188	24.169	28.050	22.643	1'42.050	228,8	16:21'06.154
8	27.733	24.459	27.940	22.496	1'42.628	225,9	16:22'48.782
9	26.785	24.269	27.887	22.676	1'41.617	225,5	16:24'30.399
10	26.745	26.456	28.491	33.614	1'55.306P	225,9	16:26'25.705
11	4'23.890	24.700	28.574	22.798	5'39.962P	226,4	16:32'05.667
12	26.961	24.214	27.873	22.439	1'41.487	225,9	16:33'47.154
13	26.691	24.232	27.806	22.507	1'41.236	226,4	16:35'28.390
14	29.903	26.350	28.307	33.379	1'57.939P	225,5	16:37'26.329
15	3'28.237	25.506	27.821	22.818	4'44.382P	224,1	16:42'10.711
16	26.673	23.997	27.417	22.514	1'40.601	227,4	16:43'51.312
17	26.686	24.150	27.783	22.352	1'40.971	225,5	16:45'32.283
18	26.491	24.057	27.548	24.346	1'42.442	225,9	16:47'14.725

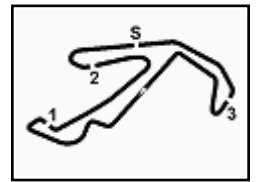
3° 3 R. DE ROSA (1'40.340)							
Lap	Seg.1	Seg.2	Seg.3	Seg.4	Lap Time	km/h	Local Time
1		25.197	28.457	22.828		225,9	16:03'54.151
2	26.882	24.212	28.035	22.557	1'41.686	228,8	16:05'35.837
3	26.780	24.123	27.930	22.649	1'41.482	228,8	16:07'17.319
4	26.691	24.076	27.730	22.953	1'41.450	229,3	16:08'58.769
5	26.715	24.121	27.781	22.557	1'41.174	228,8	16:10'39.943
6	26.629	24.068	27.749	22.487	1'40.933	228,8	16:12'20.876
7	26.658	24.194	27.683	22.514	1'41.049	228,8	16:14'01.925
8	30.650	25.866	29.463	3'16.613	4'42.592P	221,3	16:18'44.517
9	45.723	27.287	29.105	24.305	2'06.420P	224,1	16:20'50.937
10	26.668	24.208	27.537	22.590	1'41.003	230,3	16:22'31.940
11	26.752	24.141	27.682	22.538	1'41.113	227,8	16:24'13.053
12	26.591	24.040	27.945	22.509	1'41.085	223,1	16:25'54.138
13	26.628	24.033	27.708	22.484	1'40.853	227,8	16:27'34.991
14	29.775	24.926	29.085	5'36.389	7'00.175P	221,3	16:34'35.166
15	57.872	26.111	28.973	26.697	2'19.653P	225,9	16:36'54.819
16	26.625	24.062	27.593	22.455	1'40.735	230,8	16:38'35.554
17	26.775	23.921	27.538	22.494	1'40.728	229,8	16:40'16.282
18	26.437	23.953	27.918	22.416	1'40.724	226,4	16:41'57.006

6° 12 L. OTTAVIANI (1'40.717)							
Lap	Seg.1	Seg.2	Seg.3	Seg.4	Lap Time	km/h	Local Time
1							16:02'08.447
2	47.273	25.000	28.663	23.467	2'04.403P	224,5	16:04'12.850
3	27.142	24.086	28.185	1'16.521	2'35.934P	229,3	16:06'48.784
4	48.743	26.090	31.573	23.998	2'10.404P	215,1	16:08'09.188
5	26.850	24.073	27.940	22.441	1'41.304	225,5	16:10'40.492
6	26.757	24.161	28.982	13'00.268	14'20.168P	223,6	16:25'00.660
7	52.863	26.143	33.070	25.171	2'17.247P	184,3	16:27'17.907
8	26.780	23.976	27.972	22.376	1'41.104	224,5	16:28'59.011
9	26.549	23.962	27.876	22.330	1'40.717	224,1	16:30'39.728
10	26.589	24.042	28.136	22.361	1'41.128	221,8	16:32'20.856
11	32.115	26.782	32.915	4'36.946	6'08.758CP	192,2	16:38'29.614
12	49.315	24.844	28.323	22.685	2'05.167P	225,5	16:40'34.781
13	26.644	24.073	28.053	22.449	1'41.219	225,5	16:42'16.000
14	26.798	24.066	27.893	22.567	1'41.324	227,4	16:43'57.324
15	37.537	25.191	29.114	26.892	1'58.734	219,1	16:45'56.058
16	26.543	23.942	27.888	23.259	1'41.632	225,9	16:47'37.690

21/06/2019 P = Pits In/Out - C = Lap Time Cancelled

These data/results cannot be reproduced, stored and/or transmitted in whole or in part by any manner of electronic, mechanical, photocopying, recording, broadcasting or otherwise now known or herein after developed without the previous express consent by the copyright owner, except for reproduction in daily press and regular printed publications on sale to the public within 60 days of the event related to those data/results and always provided that copyright symbol appears together as follows below.

© DORNA WSBK ORGANIZATION Srl 2019



Pata Riviera di Rimini Round, 21-23 June 2019
Chronological Analysis Free Practice 2nd Session

Misano Circuit Sic 58 4.226 m

2 / 6

7° 60 L. GABELLINI (1'40.731)							
Lap	Seg.1	Seg.2	Seg.3	Seg.4	Lap Time	km/h	Local Time
1		25.320	28.784	22.961	229.3	16:03'56.268	
2	26.979	24.203	27.981	22.687	1'41.850	230,3	16:05'38.118
3	26.608	24.132	27.999	22.537	1'41.276	229,8	16:07'19.394
4	26.777	24.285	28.107	22.816	1'41.985	228,8	16:09'01.379
5	26.682	24.255	28.060	22.660	1'41.657	228,3	16:10'43.036
6	26.867	24.262	28.300	8'56.865	10'16.294P	225,9	16:20'59.330
7	45.711	25.907	29.520	23.105	2'04.243P	220,0	16:23'03.573
8	26.544	24.128	28.018	22.545	1'41.235	227,8	16:24'44.808
9	26.531	24.015	27.982	22.444	1'40.972	229,3	16:26'25.780
10	26.501	24.009	27.970	22.517	1'40.997	228,8	16:28'06.777
11	26.489	23.982	27.784	22.476	1'40.731	229,3	16:29'47.508
12	26.913	23.964	27.910	22.613	1'41.400	228,3	16:31'28.908
13	27.720	25.738	29.556	4'20.397	5'43.411P	216,9	16:37'12.319
14	44.807	25.305	28.937	22.787	2'01.836P	224,1	16:39'14.155
15	26.664	24.209	28.087	22.522	1'41.482	226,9	16:40'55.637
16	26.569	24.149	28.027	22.692	1'41.437	227,8	16:42'37.074
17	26.601	24.092	28.190	22.653	1'41.536	228,3	16:44'18.610
18	26.758	24.073	27.936	22.582	1'41.349	228,8	16:45'59.959
19	26.848	24.099	28.217	22.571	1'41.735	227,8	16:47'41.694

15	26.686	24.076	28.077	22.545	1'41.384	234,3	16:43'54.535
16	26.805	24.125	27.658	22.582	1'41.170	228,8	16:45'35.705
17	26.797	27.811	28.731	23.405	1'46.744	227,4	16:47'22.449

10° 86 A. BADOVINI (1'41.163)							
Lap	Seg.1	Seg.2	Seg.3	Seg.4	Lap Time	km/h	Local Time
1		25.902	29.334	23.440	220,9	16:04'25.552	
2	27.194	25.117	28.841	23.322	1'44.474	222,7	16:06'10.026
3	26.766	24.616	28.032	22.646	1'42.060	222,7	16:07'52.086
4	26.694	24.891	28.009	22.739	1'42.333	224,1	16:09'34.419
5	26.669	24.333	27.865	22.587	1'41.454	224,5	16:11'15.873
6	26.673	24.313	27.976	22.602	1'41.564	224,5	16:12'57.437
7	26.532	24.650	29.718	36.182	1'57.082P	221,8	16:14'54.519
8	15'54.067	25.409	28.664	25.303	17'13.443P	221,8	16:32'07.962
9	26.640	24.360	27.911	22.530	1'41.441	225,5	16:33'49.403
10	26.619	24.224	27.856	22.653	1'41.352	226,4	16:35'30.755
11	26.608	24.303	27.722	22.560	1'41.193	225,9	16:37'11.948
12	26.793	24.993	32.542	36.462	2'00.790P	219,5	16:39'12.738
13	4'25.668	25.979	29.062	23.492	5'44.201P	222,2	16:44'56.939
14	26.544	24.413	27.685	22.521	1'41.163	224,1	16:46'38.102
15	26.359	24.340	27.797	22.717	1'41.213	226,4	16:48'19.315

8° 44 L. MAHIAS (1'40.836)							
Lap	Seg.1	Seg.2	Seg.3	Seg.4	Lap Time	km/h	Local Time
1		24.990	28.922	22.754	215,6	16:04'40.710	
2	26.728	24.480	27.899	22.573	1'41.680	227,4	16:06'22.390
3	26.885	24.172	27.879	22.576	1'41.512	227,4	16:08'03.902
4	26.830	24.227	27.735	22.478	1'41.270	229,3	16:09'45.172
5	27.080	24.271	27.954	35.677	1'54.982P	227,8	16:11'40.154
6	6'48.444	25.078	28.519	22.902	8'04.943P	220,0	16:19'45.095
7	26.669	24.297	27.896	22.465	1'41.327	225,0	16:21'26.424
8	26.525	24.223	27.984	22.385	1'41.117	227,4	16:23'07.541
9	26.560	24.068	27.851	22.357	1'40.836	226,4	16:24'48.377
10	26.624	24.158	27.821	22.433	1'41.036	227,4	16:26'29.413
11	26.643	24.188	27.798	22.448	1'41.077	226,9	16:28'10.490
12	26.801	24.365	27.775	22.474	1'41.415	227,4	16:29'51.905
13	26.677	24.110	27.655	22.535	1'40.977	227,4	16:31'32.882
14	26.588	24.079	27.748	22.537	1'40.952	227,8	16:33'13.834
15	26.671	24.074	27.961	22.461	1'41.167	226,4	16:34'55.001
16	26.564	24.130	27.849	22.398	1'40.941	225,5	16:36'35.942
17	26.611	24.263	27.847	22.499	1'41.220	226,4	16:38'17.162
18	26.730	24.182	27.753	22.512	1'41.177	226,9	16:39'58.339
19	26.801	24.274	27.829	22.527	1'41.431	226,9	16:41'39.770
20	26.751	24.283	27.840	22.571	1'41.445	226,9	16:43'21.215
21	26.807	24.125	27.870	22.509	1'41.311	226,9	16:45'02.526
22	26.763	24.021	27.725	22.451	1'40.960	227,4	16:46'43.486

11° 36 T. GRADINGER (1'41.224)							
Lap	Seg.1	Seg.2	Seg.3	Seg.4	Lap Time	km/h	Local Time
1		25.236	28.505	23.251	230,8	16:03'55.499	
2	30.370	25.030	28.361	23.214	1'46.975	229,3	16:05'42.474
3	27.072	24.509	28.104	22.826	1'42.511	229,3	16:07'24.985
4	26.974	24.395	28.391	34.798	1'54.558P	230,3	16:09'19.543
5	5'22.461	25.197	28.484	22.939	6'39.081P	227,8	16:15'58.624
6	27.218	24.666	28.311	22.832	1'43.027	227,4	16:17'41.651
7	26.950	24.347	28.179	22.637	1'42.113	228,8	16:19'23.764
8	27.069	24.361	28.114	22.655	1'42.199	229,3	16:21'05.963
9	27.242	24.294	31.110	36.159	1'58.805P	216,9	16:23'04.768
10	11'19.923	25.821	29.640	23.129	12'38.513P	221,3	16:35'43.281
11	26.902	24.288	28.061	22.532	1'41.783	228,3	16:37'25.064
12	26.856	24.312	28.044	22.576	1'41.788	228,3	16:39'06.852
13	26.921	24.169	27.938	22.629	1'41.657	230,3	16:40'48.509
14	27.022	24.171	27.885	22.502	1'41.580	229,8	16:42'30.089
15	26.991	24.260	27.959	22.679	1'41.889	229,8	16:44'11.978
16	26.914	24.171	27.885	22.714	1'41.684	230,3	16:45'53.662
17	26.906	24.123	27.689	22.506	1'41.224	231,3	16:47'34.886

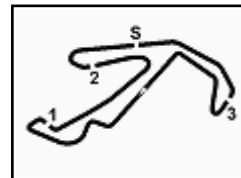
12° 78 H. OKUBO (1'41.226)							
Lap	Seg.1	Seg.2	Seg.3	Seg.4	Lap Time	km/h	Local Time
1		24.711	29.381	22.950	229,8	16:04'11.649	
2	26.978	24.225	28.220	38.983	1'58.406P	230,3	16:06'10.055
3	4'34.187	26.367	29.765	24.289	5'54.608P	224,1	16:12'04.663
4	27.981	25.998	30.162	23.870	1'48.011	223,6	16:13'52.674
5	26.806	24.372	28.207	22.653	1'42.038	226,9	16:15'34.712
6	26.817	24.241	27.965	22.633	1'41.656	228,3	16:17'16.368
7	26.825	24.234	28.047	22.541	1'41.647	230,3	16:18'58.015
8	26.896	24.082	28.281	22.929	1'42.188	231,3	16:20'40.203
9	26.631	24.127	27.889	22.579	1'41.226	228,3	16:22'21.429
10	26.829	24.328	28.083	22.537	1'41.777	229,8	16:24'03.206
11	26.732	24.154	28.014	22.617	1'41.517	229,3	16:25'44.723
12	26.706	24.162	27.972	22.614	1'41.454	229,8	16:27'26.177
13	26.856	24.217	27.983	22.698	1'41.754	230,8	16:29'07.931
14	26.881	24.337	28.347	22.788	1'42.353	227,8	16:30'50.284
15	26.865	24.339	28.480	33.677	1'53.361P	227,8	16:32'43.645
16	6'34.082	24.694	28.419	22.758	7'49.953P	226,9	16:40'33.598
17	26.807	24.324	27.974	22.650	1'41.755	228,8	16:42'15.353
18	26.866	24.365	27.964	22.501	1'41.696	229,8	16:43'57.049
19	26.914	24.157	27.757	22.679	1'41.507	230,3	16:45'38.556

9° 32 I. VINALES (1'41.034)							
Lap	Seg.1	Seg.2	Seg.3	Seg.4	Lap Time	km/h	Local Time
1		25.557	29.437	23.084	222,7	16:04'28.196	
2	27.255	24.544	28.291	22.896	1'42.986	227,4	16:06'11.182
3	26.952	24.257	28.247	22.729	1'42.185	227,8	16:07'53.367
4	27.077	24.334	28.199	22.785	1'42.395	227,4	16:09'35.762
5	26.883	24.250	28.059	22.911	1'42.103	228,3	16:11'17.865
6	28.021	25.024	29.041	37.633	1'59.719P	225,0	16:13'17.584
7	9'49.665	25.267	28.510	22.812	11'06.254P	225,9	16:24'23.838
8	27.011	24.282	28.049	23.094	1'42.436	229,8	16:26'06.274
9	26.758	24.183	28.003	22.617	1'41.561	228,3	16:27'47.835
10	26.782	24.347	32.838	36.149	2'00.116P	223,6	16:29'47.951
11	5'47.991	24.820	29.025	25.915	7'07.751P	225,9	16:36'55.702
12	26.693	24.249	27.876	22.574	1'41.392	226,4	16:38'37.094
13	26.670	24.049	27.663	22.652	1'41.034	230,3	16:40'18.128
14	26.730	27.487	28.433	32.373	1'55.023	227,8	16:42'13.151

21/06/2019 P = Pits In/Out - C = Lap Time Cancelled

These data/results cannot be reproduced, stored and/or transmitted in whole or in part by any manner of electronic, mechanical, photocopying, recording, broadcasting or otherwise now known or herein after developed without the previous express consent by the copyright owner, except for reproduction in daily press and regular printed publications on sale to the public within 60 days of the event related to those data/results and always provided that copyright symbol appears together as follows below.

© DORNA WSBK ORGANIZATION Srl 2019



Pata Riviera di Rimini Round, 21-23 June 2019

Chronological Analysis Free Practice 2nd Session

Misano Circuit Sic 58 4.226 m

3 / 6

20 27.083 24.440 28.213 22.754 1'42.490 **232,3** 16:47'21.046

16 26.852 24.287 **27.837** **22.550** 1'41.526 228,3 16:44'00.308

17 29.951 26.105 31.504 25.336 1'52.896 203,4 16:45'53.204

18 **26.701** **24.236** 27.892 22.647 **1'41.476** 228,8 16:47'34.680

13° 33 K. MANFREDI (1'41.298)

Lap	Seg.1	Seg.2	Seg.3	Seg.4	Lap Time	km/h	Local Time
1		25.211	28.397	22.817		232,3	16:03'55.288
2	26.978	24.295	27.917	22.570	1'41.760	226,9	16:05'37.048
3	27.022	24.194	28.024	22.635	1'41.875	227,4	16:07'18.923
4	27.811	24.362	30.145	23.323	1'45.641C	222,2	16:09'04.564
5	26.915	24.091	28.170	22.711	1'41.887	226,9	16:10'46.451
6	27.544	24.951	28.935	10'06.274	11'27.704CP	224,1	16:22'14.155
7	45.736	24.463	27.864	22.411	2'00.474P	227,8	16:24'14.629
8	26.751	24.130	27.917	22.500	1'41.298	229,3	16:25'55.927
9	26.775	24.141	34.364	26.023	1'51.303	178,2	16:27'47.230
10	27.121	24.366	28.406	22.802	1'42.695	225,9	16:29'29.925
11	30.902	25.648	29.829	29.532	1'55.911C	219,5	16:31'25.836
12	27.071	24.342	32.548	25.653	1'49.614	210,1	16:33'15.450
13	27.217	24.132	28.195	22.568	1'42.112	227,8	16:34'57.562
14	27.879	24.900	29.614	3'47.067	5'09.460CP	222,2	16:40'07.022
15	47.169	26.645	34.123	23.021	2'10.958P	214,7	16:42'17.980
16	26.928	24.311	27.993	22.594	1'41.826	228,8	16:43'59.806
17	29.788	26.376	31.275	25.240	1'52.679	222,7	16:45'52.485
18	27.040	24.196	28.052	22.630	1'41.918	227,8	16:47'34.403

16° 11 K. SMITH (1'41.495)

Lap	Seg.1	Seg.2	Seg.3	Seg.4	Lap Time	km/h	Local Time
1		26.110	29.874	38.680		226,4	16:04'26.896
2	23'20.800	25.112	28.665	23.063	24'37.640P	225,9	16:29'04.536
3	29.152	31.349	30.569	38.133	2'09.203P	225,5	16:31'13.739
4	12'51.426	25.133	28.544	22.891	14'07.994P	225,5	16:45'21.733
5	26.846	24.267	27.753	22.629	1'41.495	227,8	16:47'03.228

17° 94 C. PEROLARI (1'41.536)

Lap	Seg.1	Seg.2	Seg.3	Seg.4	Lap Time	km/h	Local Time
1		25.094	28.651	22.852		227,4	16:05'04.624
2	26.926	24.337	27.820	22.739	1'41.822	232,8	16:06'46.446
3	26.874	24.190	27.705	22.767	1'41.536	232,3	16:08'27.982
4	26.931	24.115	28.423	22.843	1'42.312	227,4	16:10'10.294
5	27.124	24.377	28.307	22.938	1'42.746	229,3	16:11'53.040
6	27.978	24.634	28.321	33.953	1'54.886CP	230,3	16:13'47.926
7	9'18.052	25.129	28.660	22.950	10'34.791P	226,4	16:24'22.717
8	27.051	24.320	28.079	22.739	1'42.189	229,3	16:26'04.906
9	26.878	24.217	27.828	22.674	1'41.597	230,8	16:27'46.503
10	28.543	24.596	28.261	36.501	1'57.901P	230,8	16:29'44.404
11	5'46.588	24.911	29.811	23.213	7'04.523P	209,7	16:36'48.927
12	26.960	24.348	28.024	22.881	1'42.213	228,8	16:38'31.140
13	27.049	27.096	29.316	22.960	1'46.421	232,3	16:40'17.561
14	26.936	24.171	27.841	22.851	1'41.799	231,8	16:41'59.360
15	31.700	26.759	32.335	22.954	1'53.748C	181,5	16:43'53.108
16	26.879	24.238	27.836	23.164	1'42.117	230,8	16:45'35.225
17	27.110	26.419	29.980	23.020	1'46.529	233,8	16:47'21.754

14° 47 R. HARTOG (1'41.421)

Lap	Seg.1	Seg.2	Seg.3	Seg.4	Lap Time	km/h	Local Time
1		25.891	29.096	23.762		226,4	16:03'57.021
2	27.749	24.906	28.510	23.081	1'44.246	224,5	16:05'41.267
3	27.101	24.668	28.314	22.902	1'42.985	225,0	16:07'24.252
4	27.059	24.428	28.348	22.746	1'42.581	224,1	16:09'06.833
5	26.910	24.547	29.031	22.961	1'43.449	222,7	16:10'50.282
6	26.947	24.512	28.331	5'25.768	6'45.558P	223,1	16:17'35.840
7	45.593	25.166	28.520	23.137	2'02.416P	223,1	16:19'38.256
8	27.113	24.978	28.151	23.028	1'43.270	223,1	16:21'21.526
9	33.489	26.751	30.595	2'10.114	3'40.949P	219,1	16:25'02.475
10	41.834	25.154	28.747	23.190	1'58.925P	224,1	16:27'01.400
11	34.090	28.464	28.526	22.847	1'53.927	224,5	16:28'55.327
12	27.566	24.565	28.528	22.986	1'43.645	224,5	16:30'38.972
13	27.982	24.649	28.390	23.032	1'44.053	225,9	16:32'23.025
14	29.938	26.160	28.202	22.807	1'47.107	222,7	16:34'10.132
15	28.037	24.656	28.043	23.349	1'44.085	223,6	16:35'54.217
16	27.286	24.587	28.206	3'40.885	5'00.964P	223,6	16:40'55.181
17	43.300	24.875	28.267	22.991	1'59.433P	223,6	16:42'54.614
18	26.768	24.572	28.265	22.872	1'42.477	225,0	16:44'37.091
19	26.922	24.363	28.062	22.680	1'42.027	224,5	16:46'19.118
20	26.688	24.313	27.876	22.544	1'41.421	225,0	16:48'00.539

18° 95 J. DANILO (1'41.695)

Lap	Seg.1	Seg.2	Seg.3	Seg.4	Lap Time	km/h	Local Time
1		25.449	29.142	23.307		226,9	16:04'03.048
2	27.196	24.573	28.301	22.797	1'42.867	227,4	16:05'45.915
3	27.668	24.670	28.434	23.033	1'43.805	227,8	16:07'29.720
4	29.601	26.219	29.620	22.915	1'48.355	223,6	16:09'18.075
5	27.263	24.575	28.576	22.922	1'43.336	227,4	16:11'01.411
6	27.031	24.670	28.658	48.599	2'08.958P	226,9	16:13'10.369
7	6'26.285	25.129	28.421	22.905	7'42.740P	225,9	16:20'53.109
8	27.262	24.629	28.288	22.949	1'43.128	225,9	16:22'36.237
9	27.049	24.507	28.675	23.053	1'43.284	226,9	16:24'19.521
10	27.044	24.556	28.472	22.791	1'42.863	225,9	16:26'02.384
11	27.041	24.520	28.296	22.721	1'42.578	225,9	16:27'44.962
12	49.916	28.154	29.832	36.734	2'24.636P	224,1	16:30'09.598
13	7'30.809	25.019	28.449	22.841	8'47.118P	224,1	16:38'56.716
14	26.836	24.494	28.002	22.615	1'41.947	226,9	16:40'38.663
15	26.708	24.318	28.039	22.667	1'41.732	226,9	16:42'20.395
16	26.861	24.411	27.897	22.526	1'41.695	227,8	16:44'02.090
17	30.382	24.960	29.657	30.542	1'55.541	225,9	16:45'57.631
18	31.440	25.252	29.386	40.299	2'06.377CP	225,0	16:48'04.008

15° 55 M. ROCCOLI (1'41.476)

Lap	Seg.1	Seg.2	Seg.3	Seg.4	Lap Time	km/h	Local Time
1							16:02'11.974
2	44.053	25.446	28.759	23.297	2'01.555P	224,5	16:04'13.529
3	27.598	24.849	28.493	9'30.774	10'51.714P	224,1	16:15'05.243
4	46.770	25.459	28.550	23.148	2'03.927P	223,6	16:17'09.170
5	27.237	24.619	28.272	22.971	1'43.099	225,0	16:18'52.269
6	27.213	24.648	28.268	23.073	1'43.202	225,0	16:20'35.471
7	26.904	24.540	28.209	22.949	1'42.602	224,5	16:22'18.073
8	26.943	24.647	28.104	22.753	1'42.447	225,5	16:24'00.520
9	26.833	24.539	28.128	22.712	1'42.212	225,5	16:25'42.732
10	26.892	24.573	28.283	22.896	1'42.644	224,5	16:27'25.376
11	26.902	24.415	28.145	22.687	1'42.149	225,9	16:29'07.525
12	27.066	24.664	28.380	22.776	1'42.886	231,3	16:30'50.411
13	26.921	24.423	28.395	6'27.908	7'47.647P	231,3	16:38'38.058
14	43.357	24.774	28.028	22.855	1'59.014P	224,5	16:40'37.072
15	26.721	24.386	27.973	22.630	1'41.710	227,4	16:42'18.782

19° 56 P. SEBESTYEN (1'41.780)

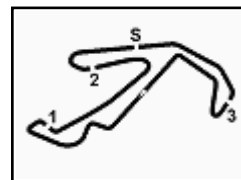
Lap	Seg.1	Seg.2	Seg.3	Seg.4	Lap Time	km/h	Local Time
1		25.231	28.665	22.977		225,5	16:03'58.520
2	38.053	27.087	28.399	46.540	2'20.079P	227,8	16:06'18.599
3	4'58.045	29.510	31.014	23.035	6'21.604P	218,2	16:12'40.203
4	27.020	24.519	28.039	28.137	1'47.715	225,5	16:14'27.918
5	26.945	24.450	28.640	23.241	1'43.276	226,9	16:16'11.194
6	26.982	24.315	28.017	22.761	1'42.075	225,0	16:17'53.269
7	26.993	24.683	29.062	43.267	2'04.005P	221,8	16:19'57.274
8	7'35.305	24.727	28.306	22.698	8'51.036P	223,1	16:28'48.310

21/06/2019 P = Pits In/Out - C = Lap Time Cancelled

These data/results cannot be reproduced, stored and/or transmitted in whole or in part by any manner of electronic, mechanical, photocopying, recording, broadcasting or otherwise now known or herein after developed without the previous express consent by the copyright owner, except for reproduction in daily press and regular printed publications on sale to the public within 60 days of the event related to those data/results and always provided that copyright symbol appears together as follows below.

© DORNA WSBK ORGANIZATION Srl 2019





Pata Riviera di Rimini Round, 21-23 June 2019

Chronological Analysis Free Practice 2nd Session

Misano Circuit Sic 58.4.226m

4 / 6

9	26.702	24.455	27.960	22.663	1'41.780	224,1	16:30'30.090	13	29.380	26.738	32.038	34.539	2'02.695P	216,4	16:38'02.752
10	26.937	24.371	28.101	22.781	1'42.190	225,5	16:32'12.280	14	4'55.382	24.639	28.268	23.478	6'11.767P	229,8	16:44'14.519
11	26.887	24.281	28.170	22.691	1'42.029	225,0	16:33'54.309	15	26.949	24.334	28.015	22.827	1'42.125	231,3	16:45'56.644
12	26.838	24.337	28.079	22.757	1'42.011	225,5	16:35'36.320	16	27.157	24.444	31.447	22.859	1'45.907	231,3	16:47'42.551
13	27.609	25.043	28.774	39.716	2'01.142P	224,5	16:37'37.462								
14	4'21.292	27.755	33.434	22.829	5'45.310P	193,9	16:43'22.772								
15	26.835	24.273	27.934	22.797	1'41.839	226,9	16:45'04.611								
16	27.005	24.297	27.911	22.758	1'41.971	226,9	16:46'46.582								
17	26.798	24.218	28.049	22.797	1'41.862	225,9	16:48'28.444								

20° 27 M. CASADEI (1'41.967)							
Lap	Seg.1	Seg.2	Seg.3	Seg.4	Lap Time	km/h	Local Time
1							16:03'08.634
2	45.437	25.580	29.558	23.292	2'03.867P	225,5	16:05'12.501
3	27.654	24.586	28.846	22.969	1'44.055	220,4	16:06'56.556
4	27.383	24.621	28.822	22.861	1'43.687	225,5	16:08'40.243
5	27.094	24.388	28.480	22.723	1'42.685	226,9	16:10'22.928
6	27.301	24.436	29.467	12'49.041	14'10.245P	227,4	16:24'33.173
7	44.868	25.050	28.801	23.025	2'01.744P	228,3	16:26'34.917
8	27.386	24.297	28.898	22.726	1'43.307	226,4	16:28'18.224
9	27.145	24.386	28.403	22.616	1'42.550	227,8	16:30'00.774
10	27.081	24.266	29.109	27.773	1'48.229	225,9	16:31'49.003
11	27.216	24.427	28.393	4'21.405	5'41.441P	227,8	16:37'30.444
12	42.900	24.581	28.427	22.729	1'58.637P	217,8	16:39'29.081
13	1'28.786	26.109	29.505	23.264	2'47.664	210,1	16:42'16.745
14	27.228	24.337	28.364	22.951	1'42.880	230,3	16:43'59.625
15	28.858	24.359	32.263	22.873	1'48.353	169,5	16:45'47.978
16	27.079	24.112	28.190	22.586	1'41.967	230,8	16:47'29.945

23° 74 J. VAN SIKKELERUS (1'42.134)							
Lap	Seg.1	Seg.2	Seg.3	Seg.4	Lap Time	km/h	Local Time
1							16:04'12.787
2	28.012	25.049	29.158	42.357	2'04.576P	228,3	16:06'17.363
3	54.193	27.726	28.432	23.028	2'13.379P	225,9	16:08'30.742
4	27.233	24.814	28.427	23.043	1'43.517	226,4	16:10'14.259
5	27.112	24.592	28.421	22.976	1'43.101	225,0	16:11'57.360
6	27.323	24.598	28.401	34.267	1'54.589P	223,6	16:13'51.949
7	14'35.576	25.623	32.783	23.090	15'57.072P	224,1	16:29'49.021
8	27.334	24.810	28.389	24.078	1'44.611	224,1	16:31'33.632
9	26.937	24.493	28.404	22.959	1'42.793	224,1	16:33'16.425
10	27.423	24.664	28.527	22.886	1'43.500	224,1	16:34'59.925
11	29.144	30.360	28.841	24.960	1'53.305	225,5	16:36'53.230
12	26.976	24.553	28.294	22.882	1'42.705	224,5	16:38'35.935
13	26.966	24.337	28.070	22.761	1'42.134	225,5	16:40'18.069
14	27.406	24.956	29.053	27.176	1'48.591	221,3	16:42'06.660
15	28.045	29.857	28.271	22.882	1'49.055	226,9	16:43'55.715
16	27.035	24.557	28.061	22.729	1'42.382	226,4	16:45'38.097
17	27.216	24.458	28.269	22.784	1'42.727	224,5	16:47'20.824

24° 65 M. CANDUCCI (1'42.323)							
Lap	Seg.1	Seg.2	Seg.3	Seg.4	Lap Time	km/h	Local Time
1							16:02'11.596
2	43.937	25.610	28.552	23.476	2'01.575P	226,4	16:04'13.171
3	27.164	24.589	28.191	56.181	2'16.125P	225,5	16:06'29.296
4	44.477	24.802	28.129	22.868	2'00.276P	224,1	16:08'29.572
5	26.914	24.671	28.387	23.001	1'42.973	225,0	16:10'12.545
6	26.984	24.463	28.051	22.825	1'42.323	225,0	16:11'54.868
7	26.877	24.577	28.250	22.969	1'42.673	223,6	16:13'37.541
8	27.570	25.024	29.092	3'15.811	4'37.497P	219,5	16:18'15.038
9	46.899	25.310	29.218	23.396	2'04.823P	218,6	16:20'19.861
10	27.163	25.008	28.587	2'51.706	4'12.464P	221,3	16:24'32.325
11	44.689	25.311	28.663	23.234	2'01.897P	220,9	16:26'34.222
12	27.393	24.953	29.161	23.084	1'44.591	220,0	16:28'18.813
13	27.228	24.797	28.333	23.156	1'43.514	222,7	16:30'02.327
14	27.181	25.187	28.967	4'27.419	5'48.754P	221,3	16:35'51.081
15	46.304	26.483	29.427	23.775	2'05.989P	218,6	16:37'57.070
16	27.105	24.777	28.294	23.056	1'43.232	220,9	16:39'40.302
17	27.312	24.959	28.388	23.129	1'43.788	221,8	16:41'24.090
18	27.248	24.721	28.359	22.996	1'43.324	222,7	16:43'07.414
19	27.662	25.074	28.452	23.260	1'44.448	222,2	16:44'51.862
20	27.259	24.774	28.354	23.170	1'43.557	222,7	16:46'35.419
21	27.266	24.793	28.438	23.122	1'43.619	221,8	16:48'19.038

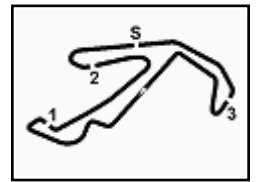
22° 84 L. CRESSON (1'42.125)							
Lap	Seg.1	Seg.2	Seg.3	Seg.4	Lap Time	km/h	Local Time
1		25.559	29.308	23.331		230,3	16:04'00.809
2	27.866	24.768	28.547	23.062	1'44.243	228,3	16:05'45.052
3	27.407	24.689	28.664	22.873	1'43.633	228,3	16:07'28.685
4	27.207	24.563	28.427	22.836	1'43.033	228,3	16:09'11.718
5	27.447	24.397	28.358	22.968	1'43.170	229,3	16:10'54.888
6	27.422	24.532	28.437	23.042	1'43.433	228,3	16:12'38.321
7	30.174	24.870	30.806	36.803	2'02.653CP	220,0	16:14'40.974
8	13'05.048	27.264	28.679	23.135	14'24.126P	228,3	16:29'05.100
9	27.183	24.571	28.499	22.990	1'43.243	227,4	16:30'48.343
10	27.361	26.394	28.562	22.955	1'45.272	229,8	16:32'33.615
11	27.312	24.529	28.460	22.961	1'43.262	228,8	16:34'16.877
12	27.336	24.469	28.444	22.931	1'43.180	227,8	16:36'00.057

25° 22 F. FULIGNI (1'42.436)							
Lap	Seg.1	Seg.2	Seg.3	Seg.4	Lap Time	km/h	Local Time
1		25.496	28.634	23.091		226,9	16:03'55.212
2	27.418	24.447	28.103	7'56.992	9'16.960P	228,8	16:13'12.172
3	45.835	26.048	29.287	23.547	2'04.717P	224,5	16:15'16.889
4	27.570	24.920	28.581	23.167	1'44.238	226,4	16:17'01.127
5	27.152	24.758	28.459	22.998	1'43.367	226,9	16:18'44.494
6	27.150	24.723	28.526	22.980	1'43.379	226,9	16:20'27.873
7	27.370	24.842	28.420	23.767	1'44.399	225,5	16:22'12.272
8	27.124	25.721	29.379	6'24.841	7'47.065P	223,6	16:29'59.337
9	44.113	25.456	29.164	23.482	2'02.215P	225,0	16:32'01.552
10	27.341	24.707	28.416	23.217	1'43.681	226,4	16:33'45.233
11	27.174	24.592	28.318	23.021	1'43.105	226,9	16:35'28.338
12	31.040	24.875	29.370	3'14.982	4'40.267CP	209,3	16:40'08.605

21/06/2019 P = Pits In/Out - C = Lap Time Cancelled

These data/results cannot be reproduced, stored and/or transmitted in whole or in part by any manner of electronic, mechanical, photocopying, recording, broadcasting or otherwise now known or herein after developed without the previous express consent by the copyright owner, except for reproduction in daily press and regular printed publications on sale to the public within 60 days of the event related to those data/results and always provided that copyright symbol appears together as follows below.

© DORNA WSBK ORGANIZATION Srl 2019



Pata Riviera di Rimini Round, 21-23 June 2019

Chronological Analysis Free Practice 2nd Session

Misano Circuit Sic 58.4.226 m

5 / 6

13	45.748	26.004	28.514	23.098	2'03.364P	227,4	16:42'11.969
14	27.151	24.590	28.631	22.995	1'43.367	228,3	16:43'55.336
15	26.940	24.419	28.062	25.518	1'44.939	228,3	16:45'40.275
16	26.908	24.331	28.172	23.025	1'42.436	229,8	16:47'22.711

3	27.985	24.722	28.583	23.218	1'44.508	224,5	16:07'31.333
4	27.439	24.757	28.394	23.069	1'43.659	225,5	16:09'14.992
5	27.423	24.715	28.363	23.398	1'43.899	223,1	16:10'58.891
6	27.358	24.838	28.480	23.212	1'43.888	223,1	16:12'42.779
7	27.247	24.703	28.292	23.171	1'43.413	224,1	16:14'26.192
8	27.617	24.913	28.418	23.271	8'44.720	222,7	16:23'10.912
9	27.390	24.711	28.261	23.228	1'43.590	225,5	16:24'54.502
10	27.646	24.775	28.683	23.106	1'44.210	228,8	16:26'38.712
11	27.578	24.585	28.817	23.167	1'44.147	223,1	16:28'22.859
12	27.510	25.359	28.724	23.523	8'39.867	221,3	16:37'02.726
13	27.293	25.575	28.606	23.362	1'44.836	221,3	16:38'47.562
14	27.424	24.725	28.525	23.172	1'43.846	222,7	16:40'31.408
15	27.268	24.823	28.379	23.128	1'43.598	225,0	16:42'15.006
16	27.987	24.744	28.203	23.186	1'44.120	225,9	16:43'59.126
17	30.683	25.056	28.300	23.311	1'47.350C	223,1	16:45'46.476
18	27.340	24.662	28.217	23.099	1'43.318	224,1	16:47'29.794

26° 10 N. CALERO (1'42.545)							
Lap	Seg.1	Seg.2	Seg.3	Seg.4	Lap Time	km/h	Local Time
1		25.442	29.215	23.081		220,9	16:04'28.471
2	27.296	24.816	28.469	23.092	1'43.673	226,9	16:06'12.144
3	27.255	24.848	28.724	23.102	1'43.929	224,5	16:07'56.073
4	27.318	25.156	30.411	41.712	2'04.597P	219,5	16:10'00.670
5	7'33.738	30.697	29.852	24.133	8'58.420P	224,1	16:18'59.090
6	27.517	25.079	29.017	23.120	1'44.733	222,7	16:20'43.823
7	30.255	28.843	31.697	37.731	2'08.526P	224,1	16:22'52.349
8	4'40.677	24.758	28.470	22.865	5'56.770P	225,9	16:28'49.119
9	26.917	24.592	28.226	22.810	1'42.545	224,5	16:30'31.664
10	29.646	31.268	29.088	23.199	1'53.201	224,5	16:32'24.865
11	27.370	27.968	31.062	38.939	2'05.339P	211,8	16:34'30.204
12	4'47.930	25.446	28.799	23.087	6'05.262P	224,5	16:40'35.466
13	27.023	24.783	28.327	22.921	1'43.054	225,0	16:42'18.520

30° 13 R. ROLFO (1'43.337)							
Lap	Seg.1	Seg.2	Seg.3	Seg.4	Lap Time	km/h	Local Time
1							16:02'47.155
2	50.383	28.439	30.908	1'50.661	3'40.391P	214,3	16:06'27.546
3	47.365	25.743	28.679	23.345	2'05.132P	220,4	16:08'32.678
4	27.305	24.955	28.315	23.106	1'43.681	222,7	16:10'16.359
5	27.182	24.806	28.298	23.126	1'43.412	221,8	16:11'59.771
6	27.183	24.872	28.354	23.251	1'43.660	222,2	16:13'43.431
7	27.377	24.865	28.579	23.510	1'44.331	220,0	16:15'27.762
8	27.959	24.879	28.390	23.134	1'44.362	222,2	16:17'12.124
9	27.224	24.801	28.462	23.116	1'43.603	224,5	16:18'55.727
10	27.467	24.799	28.433	7'13.926	8'34.625P	221,3	16:27'30.352
11	52.590	28.210	32.345	23.308	2'16.453P	154,3	16:29'46.805
12	27.246	24.959	28.139	22.993	1'43.337	223,1	16:31'30.142
13	27.292	25.055	28.380	4'21.598	5'42.325P	220,0	16:37'12.467
14	45.466	25.225	28.580	23.186	2'02.457P	222,2	16:39'14.924

27° 4 C. STANGE (1'43.199)							
Lap	Seg.1	Seg.2	Seg.3	Seg.4	Lap Time	km/h	Local Time
1		26.237	29.383	23.989		226,9	16:04'01.187
2	33.032	26.188	29.325	35.163	2'03.708P	222,2	16:06'04.895
3	12'16.959	25.550	28.693	23.584	13'34.786P	221,8	16:19'39.681
4	27.906	25.160	28.405	23.269	1'44.740	222,2	16:21'24.421
5	27.696	24.954	28.472	23.302	1'44.424	227,4	16:23'08.845
6	27.623	25.066	28.364	33.589	1'54.632P	221,3	16:25'03.477
7	11'28.613	26.215	28.859	23.616	12'47.303P	220,9	16:37'50.780
8	27.578	25.022	28.160	23.478	1'44.238	222,7	16:39'35.018
9	27.527	24.961	28.221	24.168	1'44.877	221,8	16:41'19.895
10	27.590	25.033	28.356	23.343	1'44.322	221,8	16:43'04.217
11	27.338	25.099	28.337	23.245	1'44.019	222,2	16:44'48.236
12	27.306	24.878	28.347	23.093	1'43.624	221,8	16:46'31.860
13	27.138	24.679	28.305	23.077	1'43.199	222,2	16:48'15.059

31° 26 P. HOBELSBERGER (1'43.735)							
Lap	Seg.1	Seg.2	Seg.3	Seg.4	Lap Time	km/h	Local Time
1		26.694	28.978	23.836		222,7	16:04'00.651
2	27.802	25.374	28.415	23.531	1'45.122	226,4	16:05'45.773
3	27.493	25.113	28.750	23.161	1'44.517	230,3	16:07'30.290
4	27.553	24.965	28.342	23.120	1'43.980	223,6	16:09'14.270
5	27.374	24.950	28.890	23.572	1'49.286	225,9	16:11'03.556
6	27.717	24.782	29.324	10'11.474	11'33.297P	227,4	16:22'36.853
7	58.333	27.045	28.656	23.508	2'17.542P	223,1	16:24'54.395
8	27.380	25.111	28.238	23.006	1'43.735	224,5	16:26'38.130
9	27.101	24.620	32.249	23.110	1'47.080	224,5	16:28'25.210

28° 6 M. HERRERA (1'43.271)							
Lap	Seg.1	Seg.2	Seg.3	Seg.4	Lap Time	km/h	Local Time
1		26.034	36.959	23.983		159,1	16:04'09.128
2	33.579	25.238	30.049	43.632	2'12.498CP	226,4	16:06'21.626
3	1'17.639	25.315	45.322	26.466	2'54.742P	189,1	16:09'16.368
4	28.288	25.071	29.915	23.233	1'46.507	216,9	16:11'02.875
5	27.851	24.938	29.389	23.155	1'45.333	226,4	16:12'48.208
6	27.628	24.695	29.116	22.928	1'44.367	225,9	16:14'32.575
7	27.480	24.977	29.186	23.172	1'44.815	225,0	16:16'17.390
8	27.401	24.749	29.023	22.932	1'44.105	224,1	16:18'01.495
9	27.524	24.917	29.081	22.930	1'44.452	227,4	16:19'45.947
10	27.324	24.742	29.816	40.568	2'02.450P	223,6	16:21'48.397
11	5'10.543	29.091	35.661	23.004	6'38.299P	161,4	16:28'26.696
12	27.391	24.711	28.720	22.966	1'43.788	228,8	16:30'10.484
13	27.336	24.648	28.813	22.959	1'43.756	225,9	16:31'54.240
14	27.457	24.713	28.789	22.870	1'43.829	225,9	16:33'38.069
15	27.445	24.669	28.929	22.986	1'44.029	224,1	16:35'22.098
16	27.244	24.616	28.621	22.790	1'43.271	226,4	16:37'05.369
17	27.275	24.676	28.532	22.791	1'43.274	227,4	16:38'48.643
18	27.110	24.601	28.970	38.787	1'59.468P	228,3	16:40'48.111
19	5'20.170	25.146	28.940	23.107	6'37.363P	227,4	16:47'25.474

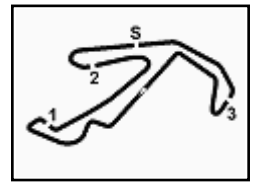
32° 53 G. SCONZA (1'44.528)							
Lap	Seg.1	Seg.2	Seg.3	Seg.4	Lap Time	km/h	Local Time
1		26.359	29.883	23.912		223,6	16:04'03.260
2	27.988	25.374	28.897	1'22.861	2'45.120P	220,4	16:06'48.380
3	10'44.098	27.856	30.413	24.071	12'06.438P	218,6	16:18'54.818
4	28.127	25.358	28.858	23.710	1'46.053	220,9	16:20'40.871
5	27.735	25.397	29.043	23.534	1'45.709	219,1	16:22'26.580
6	27.461	25.201	28.849	23.471	1'44.982	220,0	16:24'11.562
7	27.554	25.428	28.751	23.846	1'45.579	220,4	16:25'57.141
8	27.484	25.126	28.749	32.639	1'53.998	219,1	16:27'51.139
9	32.330	26.082	29.249	37.272	2'04.933P	218,6	16:29'56.072
10	6'34.894	26.694	29.344	23.689	7'54.621P	215,1	16:37'50.693
11	27.843	24.998	28.504	23.324	1'44.669	222,2	16:39'35.362
12	27.613	25.021	28.537	23.472	1'44.643	221,8	16:41'20.005
13	27.727	24.932	28.763	23.393	1'44.815	221,8	16:43'04.820
14	27.403	25.170	28.632	23.323	1'44.528	220,9	16:44'49.348
15	27.423	25.026	28.947	23.917	1'45.313	221,3	16:46'34.661

29° 30 G. VAN STRAALLEN (1'43.318)							
Lap	Seg.1	Seg.2	Seg.3	Seg.4	Lap Time	km/h	Local Time
1		25.781	29.338	23.391		225,0	16:04'02.005
2	27.909	25.102	28.471	23.338	1'44.820	225,0	16:05'46.825

21/06/2019 P = Pits In/Out - C = Lap Time Cancelled

These data/results cannot be reproduced, stored and/or transmitted in whole or in part by any manner of electronic, mechanical, photocopying, recording, broadcasting or otherwise now known or herein after developed without the previous express consent by the copyright owner, except for reproduction in daily press and regular printed publications on sale to the public within 60 days of the event related to those data/results and always provided that copyright symbol appears together as follows below.

© DORNA WSBK ORGANIZATION Srl 2019



Pata Riviera di Rimini Round, 21-23 June 2019
Chronological Analysis Free Practice 2nd Session

16 27.531 25.451 28.654 23.469 1'45.105 218,2 16:48'19.766

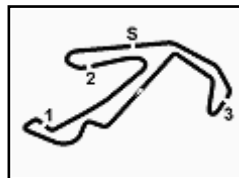
33° 40 A. GYORFI (1'44.964)							
Lap	Seg.1	Seg.2	Seg.3	Seg.4	Lap Time	km/h	Local Time
1		26.840	30.354	24.811		220,0	16:04'06.664
2	28.995	25.543	29.406	37.142	2'01.086P	222,2	16:06'07.750
3	3'28.355	26.248	31.192	26.431	4'52.226P	184,0	16:10'59.976
4	27.700	25.358	29.297	23.748	1'46.103	221,3	16:12'46.079
5	27.802	25.139	29.551	23.555	1'46.047	222,7	16:14'32.126
6	28.600	25.295	29.353	23.426	1'46.674	222,2	16:16'18.800
7	27.803	24.988	29.243	23.526	1'45.560	222,7	16:18'04.360
8	29.539	27.291	33.564	37.739	2'08.133P	205,3	16:20'12.493
9	8'13.192	27.948	34.832	25.506	9'41.478P	147,7	16:29'53.971
10	30.095	25.884	29.608	24.891	1'50.478	219,5	16:31'44.449
11	27.944	24.988	29.427	23.443	1'45.802	220,0	16:33'30.251
12	29.273	25.471	30.895	27.116	1'52.755	215,6	16:35'23.006
13	27.798	25.108	29.144	23.363	1'45.413	222,7	16:37'08.419
14	29.636	27.929	31.679	25.089	1'54.333	187,8	16:39'02.752
15	27.847	25.802	33.378	40.366	2'07.393P	193,5	16:41'10.145
16	1'49.361	27.012	32.615	24.610	3'13.598P	219,1	16:44'23.743
17	27.858	25.123	29.226	23.478	1'45.685	221,8	16:46'09.428
18	27.633	25.099	28.943	23.289	1'44.964	222,7	16:47'54.392

34° 76 A. BERNARDI (1'45.402)							
Lap	Seg.1	Seg.2	Seg.3	Seg.4	Lap Time	km/h	Local Time
1							16:03'20.905
2	1'11.611	29.422	30.146	29.193	2'40.372P	217,3	16:06'01.277
3	28.471	26.016	29.775	23.995	1'48.257	210,5	16:07'49.534
4	27.921	26.451	30.404	24.000	1'48.776	216,0	16:09'38.310
5	28.002	26.257	30.061	5'30.935	6'55.255P	210,9	16:16'33.565
6	1'00.304	28.851	29.810	24.474	2'23.439P	212,6	16:18'57.004
7	28.275	26.073	29.660	24.104	1'48.112	213,4	16:20'45.116
8	27.940	25.785	29.604	25.128	1'48.457	212,2	16:22'33.573
9	27.643	25.694	29.277	24.008	1'46.622	212,6	16:24'20.195
10	27.744	25.795	29.191	24.095	1'46.825	215,1	16:26'07.020
11	27.668	25.463	29.251	23.655	1'46.037	213,4	16:27'53.057
12	28.406	27.648	29.871	4'56.943	6'22.868P	212,2	16:34'15.925
13	57.973	27.239	34.529	25.444	2'25.185P	159,3	16:36'41.110
14	27.664	25.880	29.444	23.705	1'46.693	212,2	16:38'27.803
15	27.395	25.488	29.213	23.668	1'45.764	213,4	16:40'13.567
16	27.505	25.380	28.910	23.607	1'45.402	214,3	16:41'58.969
17	33.708	26.243	29.636	36.476	2'06.063C	211,8	16:44'05.032

21/06/2019 P = Pits In/Out - C = Lap Time Cancelled

These data/results cannot be reproduced, stored and/or transmitted in whole or in part by any manner of electronic, mechanical, photocopying, recording, broadcasting or otherwise now known or herein after developed without the previous express consent by the copyright owner, except for reproduction in daily press and regular printed publications on sale to the public within 60 days of the event related to those data/results and always provided that copyright symbol appears together as follows below.

© DORNA WSBK ORGANIZATION Srl 2019



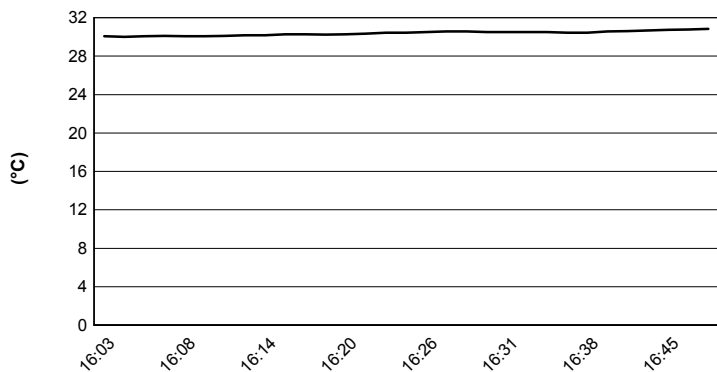
Pata Riviera di Rimini Round, 21-23 June 2019

Weather Report Free Practice 2nd Session

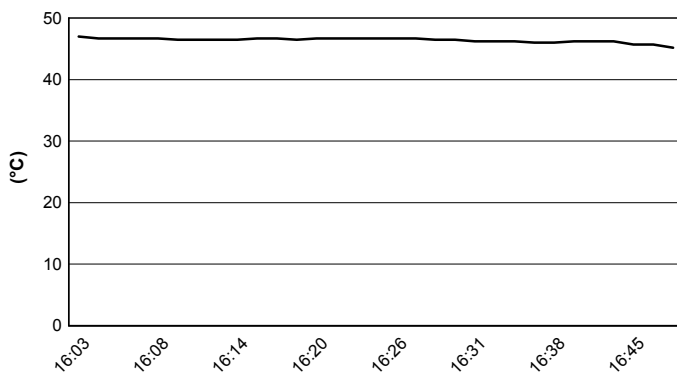
Session started 16:02 - Session ended 16:48

Misano Circuit Sic 58 4.226 m

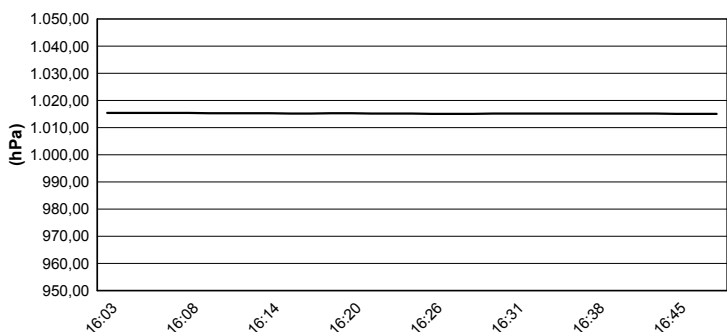
Air Temperature



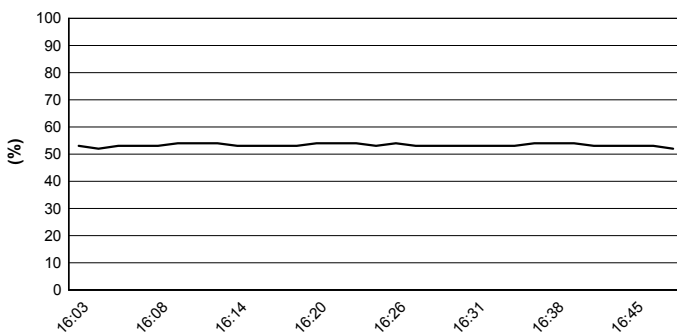
Track Temperature



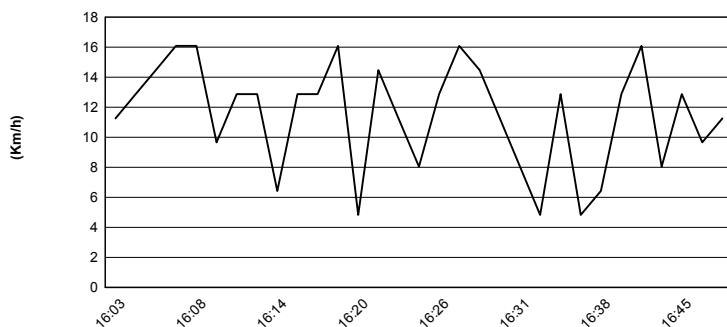
Air Pressure



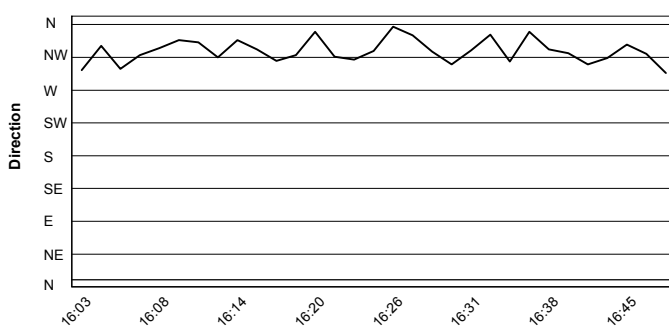
Humidity



Wind Speed



Wind Direction

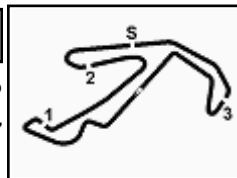


21/06/2019

These data/results cannot be reproduced, stored and/or transmitted in whole or in part by any manner of electronic, mechanical, photocopying, recording, broadcasting or otherwise now known or herein after developed without the previous express consent by the copyright owner, except for reproduction in daily press and regular printed publications on sale to the public within 60 days of the event related to those data/results and always provided that copyright symbol appears together as follows below.

© DORNA WSBK ORGANIZATION Srl 2019





Pata Riviera di Rimini Round, 21-23 June 2019

Best Laps & Speeds

Misano Circuit Sic 58 4.226 m

1 / 2

No.	Rider Bike	Nat	Best Lap		FP1		FP2							
			LL	SPD	LL	SPD	LL	SPD						
1	64 F. CARICASULO Yamaha YZF R6	ITA	1'39.951	34 237,3	1'39.979	17 237,3	1'39.951	17 232,2						
2	3 R. DE ROSA MV Agusta F3 675	ITA	1'40.136	39 233,2	1'40.136	19 233,2	1'40.340	20 230,7						
3	21 R. KRUMMENACHER Yamaha YZF R6	SUI	1'40.211	31 234,7	1'40.241	13 234,7	1'40.211	18 233,2						
4	16 J. CLUZEL Yamaha YZF R6	FRA	1'40.365	30 234,7	1'40.625	15 234,7	1'40.365	15 233,2						
5	44 L. MAHIAS Kawasaki ZX-6R	FRA	1'40.545	35 232,2	1'40.545	14 232,2	1'40.836	21 229,3						
6	38 H. SOOMER Honda CBR600RR	EST	1'40.601	33 231,7	1'41.199	16 231,7	1'40.601	17 228,8						
7	12 L. OTTAVIANI Yamaha YZF R6	ITA	1'40.717	30 229,3	1'41.200	15 228,3	1'40.717	15 229,3						
8	60 L. GABELLINI Yamaha YZF R6	ITA	1'40.731	38 232,2	1'41.271	20 232,2	1'40.731	18 230,2						
9	86 A. BADOVINI Kawasaki ZX-6R	ITA	1'40.871	23 232,7	1'40.871	9 232,7	1'41.163	14 226,4						
10	32 I. VINALES Yamaha YZF R6	ESP	1'41.034	34 234,2	1'41.038	18 232,2	1'41.034	16 234,2						
11	78 H. OKUBO Kawasaki ZX-6R	JPN	1'41.136	38 237,3	1'41.136	19 237,3	1'41.226	19 232,2						
12	11 K. SMITH Kawasaki ZX-6R	GBR	1'41.165	15 235,8	1'41.165	11 235,8	1'41.495	4 227,8						
13	33 K. MANFREDI Yamaha YZF R6	ITA	1'41.176	39 235,2	1'41.176	22 235,2	1'41.298	17 232,2						
14	36 T. GRADINGER Yamaha YZF R6	AUT	1'41.224	33 235,2	1'41.540	17 235,2	1'41.224	16 231,2						
15	47 R. HARTOG Kawasaki ZX-6R	NED	1'41.421	38 229,7	1'42.008	19 229,7	1'41.421	19 226,4						
16	56 P. SEBESTYEN Honda CBR600RR	HUN	1'41.460	32 230,2	1'41.460	16 230,2	1'41.780	16 227,8						
17	55 M. ROCCOLI Yamaha YZF R6	ITA	1'41.476	32 231,2	1'41.679	15 230,2	1'41.476	17 231,2						
18	94 C. PEROLARI Yamaha YZF R6	FRA	1'41.536	35 233,7	1'41.763	19 233,7	1'41.536	16 233,7						
19	20 F. FULIGNI Yamaha YZF R6	ITA	1'41.659	36 236,3	1'41.659	20 236,3	1'42.090	16 232,7						
20	95 J. DANILO Honda CBR600RR	FRA	1'41.695	32 231,2	1'42.448	15 231,2	1'41.695	17 227,8						
21	22 F. FULIGNI MV Agusta F3 675	ITA	1'41.772	24 230,7	1'41.772	9 230,7	1'42.436	15 229,7						
22	27 M. CASADEI Yamaha YZF R6	ITA	1'41.967	28 232,2	1'42.903	13 232,2	1'41.967	15 230,7						
23	84 L. CRESSON Yamaha YZF R6	BEL	1'42.125	31 236,3	1'42.297	16 236,3	1'42.125	15 231,2						
24	74 J. VAN SIKKELERUS Honda CBR600RR	NED	1'42.134	33 230,2	1'42.783	17 230,2	1'42.134	16 228,3						
25	65 M. CANDUCCI Yamaha YZF R6	ITA	1'42.323	37 226,4	1'43.281	17 225,9	1'42.323	20 226,4						

21/06/2019

These data/results cannot be reproduced, stored and/or transmitted in whole or in part by any manner of electronic, mechanical, photocopying, recording, broadcasting or otherwise now known or herein after developed without the previous express consent by the copyright owner, except for reproduction in daily press and regular printed publications on sale to the public within 60 days of the event related to those data/results and always provided that copyright symbol appears together as follows below.

© DORNA WSBK ORGANIZATION Srl 2019

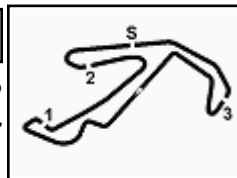
PIRELLI PERUGIA TIMING



Official Tyre Supplier



Official Timekeeper



Misano Circuit Sic 58 4.226 m

Pata Riviera di Rimini Round, 21-23 June 2019

Best Laps & Speeds

2 / 2

No.	Rider Bike	Nat	Best Lap		FP1		FP2							
			LL	SPD	LL	SPD	LL	SPD						
26	10 N. CALERO Kawasaki ZX-6R	ESP	1'42.396	29 232,2	1'42.396	17 232,2	12 227,3	1'42.545						
27	26 P. HOBELSBERGER Yamaha YZF R6	GER	1'43.162	22 230,2	1'43.162	14 228,3	8 230,2	1'43.735						
28	4 C. STANGE Honda CBR600RR	GER	1'43.199	30 232,2	1'43.429	18 232,2	12 227,3	1'43.199						
29	6 M. HERRERA Yamaha YZF R6	ESP	1'43.271	18 228,8				1'43.271						
30	30 G. VAN STRAALEN Kawasaki ZX-6R	NED	1'43.271	33 231,2	1'43.271	16 231,2	17 228,8	1'43.318						
31	13 R. ROLFO Kawasaki ZX-6R	ITA	1'43.337	23 225,4	1'43.516	10 225,4	13 224,5	1'43.337						
32	53 G. SCONZA Honda CBR600RR	ITA	1'44.528	32 225,9	1'45.213	17 225,9	15 223,6	1'44.528						
33	40 A. GYORFI Yamaha YZF R6	HUN	1'44.964	32 228,8	1'45.819	15 228,8	17 222,6	1'44.964						
34	76 A. BERNARDI Kawasaki ZX-6R	ITA	1'45.204	35 219,5	1'45.204	19 219,5	16 217,3	1'45.402						

21/06/2019

These data/results cannot be reproduced, stored and/or transmitted in whole or in part by any manner of electronic, mechanical, photocopying, recording, broadcasting or otherwise now known or herein after developed without the previous express consent by the copyright owner, except for reproduction in daily press and regular printed publications on sale to the public within 60 days of the event related to those data/results and always provided that copyright symbol appears together as follows below.

© DORNA WSBK ORGANIZATION Srl 2019

FICR PERUGIA TIMING



Official Tyre Supplier



Official Timekeeper