

Pata Riviera di Rimini Round, 21-23 June 2019

Chronological Analysis Race

Misano Circuit Sic 58.4.226 m

Start at 15:16'05.856

1 / 4

1° 1 A. CARRASCO (1'51.257)							
Lap	Seg.1	Seg.2	Seg.3	Seg.4	Lap Time	km/h	Local Time
1		27.449	31.891	24.130	1'56.634	173,4	15:18'02.490
2	27.879	27.369	31.888	24.405	1'51.541	173,1	15:19'54.031
3	27.813	27.605	32.138	24.440	1'51.996	174,8	15:21'46.027
4	28.241	27.782	31.801	24.315	1'52.139	173,9	15:23'38.166
5	27.710	27.725	31.965	24.234	1'51.634	173,6	15:25'29.800
6	27.894	27.926	31.634	24.242	1'51.696	176,5	15:27'21.496
7	28.069	27.762	31.849	24.192	1'51.872	173,9	15:29'13.368
8	27.771	27.634	31.923	24.279	1'51.607	173,1	15:31'04.975
9	27.800	27.627	31.849	24.307	1'51.583	173,6	15:32'56.558
10	27.625	27.591	31.954	24.304	1'51.474	173,9	15:34'48.032
11	27.846	28.082	31.489	24.224	1'51.641	179,1	15:36'39.673
12	27.702	27.619	31.775	24.314	1'51.410	173,9	15:38'31.083
13	27.681	27.530	31.743	24.303	1'51.257	173,6	15:40'22.340
					Race Time	24'16.484	

Race Time 24'17.546

2° 18 M. GONZALEZ (1'51.085)							
Lap	Seg.1	Seg.2	Seg.3	Seg.4	Lap Time	km/h	Local Time
1		27.924	31.437	24.282	1'56.541	173,4	15:18'02.397
2	27.682	27.973	31.706	24.392	1'51.753	173,9	15:19'54.150
3	27.813	27.584	31.858	24.493	1'51.748	177,6	15:21'45.898
4	27.992	28.014	32.147	24.361	1'52.514	172,5	15:23'38.412
5	28.073	27.460	31.433	24.392	1'51.358	175,6	15:25'29.770
6	28.059	27.696	32.012	24.273	1'52.040	172,0	15:27'21.810
7	27.880	27.748	31.870	24.319	1'51.817	175,6	15:29'13.627
8	27.645	28.463	31.577	24.362	1'52.047	177,6	15:31'05.674
9	27.566	27.358	32.015	24.318	1'51.257	170,1	15:32'56.931
10	27.621	27.420	31.591	24.453	1'51.085	177,6	15:34'48.016
11	27.999	27.814	31.745	24.286	1'51.844	175,6	15:36'39.860
12	27.678	27.624	31.755	24.549	1'51.606	177,3	15:38'31.466
13	28.090	27.313	31.844	24.449	1'51.696	174,2	15:40'23.162
					Race Time	24'17.306	

3° 25 A. VERDOÑA (1'51.358)							
Lap	Seg.1	Seg.2	Seg.3	Seg.4	Lap Time	km/h	Local Time
1		27.577	31.713	24.447	1'57.095	175,3	15:18'02.951
2	27.650	27.563	31.763	24.417	1'51.393	175,3	15:19'54.344
3	27.800	27.579	31.574	24.570	1'51.523	175,9	15:21'45.867
4	28.219	27.964	31.923	24.357	1'52.463	175,0	15:23'38.330
5	27.891	27.678	31.882	24.369	1'51.820	173,9	15:25'30.150
6	27.870	27.617	31.788	24.233	1'51.508	178,2	15:27'21.658
7	28.236	27.737	32.018	24.320	1'52.311	175,9	15:29'13.969
8	27.734	27.535	31.811	24.352	1'51.432	176,8	15:31'05.401
9	27.688	27.669	31.756	24.303	1'51.416	175,6	15:32'56.817
10	27.609	27.592	31.872	24.285	1'51.358	173,1	15:34'48.175
11	28.011	27.626	32.006	24.184	1'51.827	171,7	15:36'40.002
12	27.689	27.556	31.867	24.700	1'51.812	180,6	15:38'31.814
13	28.046	27.249	31.742	24.454	1'51.491	178,8	15:40'23.305
					Race Time	24'17.449	

4° 55 G. HENDRA PRATAMA (1'50.981)							
Lap	Seg.1	Seg.2	Seg.3	Seg.4	Lap Time	km/h	Local Time
1		27.476	31.906	24.207	1'58.262	172,0	15:18'04.118
2	27.604	27.457	31.728	24.293	1'51.082	173,4	15:19'55.200
3	27.560	27.372	31.620	24.429	1'50.981	181,2	15:21'46.181
4	28.268	27.606	32.179	24.280	1'52.333	176,2	15:23'38.514
5	27.872	27.708	31.912	24.580	1'52.072	176,2	15:25'30.586
6	28.361	27.793	31.633	24.128	1'51.915	172,8	15:27'22.501
7	27.958	27.316	31.699	24.223	1'51.196	176,8	15:29'13.697
8	27.732	27.196	32.245	24.322	1'51.495	168,5	15:31'05.192
9	27.758	27.783	32.141	24.170	1'51.852	171,2	15:32'57.044
10	27.743	27.382	31.857	24.395	1'51.377	175,6	15:34'48.421
11	27.910	27.790	31.870	24.606	1'52.176	176,5	15:36'40.597
12	27.615	27.250	31.985	24.177	1'51.027	174,5	15:38'31.624
13	28.115	27.258	31.594	24.811	1'51.778	176,8	15:40'23.402

5° 72 V. STEEMAN (1'51.017)							
Lap	Seg.1	Seg.2	Seg.3	Seg.4	Lap Time	km/h	Local Time
1		27.605	31.621	24.308	1'57.276	176,8	15:18'03.132
2	27.897	27.425	31.719	24.309	1'51.350	177,0	15:19'54.482
3	27.963	27.437	31.848	24.610	1'51.858	179,7	15:21'46.340
4	28.391	27.488	32.101	24.526	1'52.506	174,5	15:23'38.846
5	27.954	27.343	31.909	24.307	1'51.513	177,0	15:25'30.359
6	28.441	28.052	31.381	24.072	1'51.946	179,1	15:27'22.305
7	28.050	27.614	31.953	24.405	1'52.022	181,5	15:29'14.327
8	27.813	27.284	31.776	24.424	1'51.297	178,5	15:31'05.624
9	28.016	27.401	31.996	24.230	1'51.643	174,8	15:32'57.267
10	27.877	27.363	31.606	24.627	1'51.473	179,4	15:34'48.740
11	27.893	27.602	31.914	24.328	1'51.737	181,5	15:36'40.477
12	27.627	27.355	31.799	24.236	1'51.017	178,2	15:38'31.494
13	27.951	27.558	32.081	24.843	1'52.433	176,5	15:40'23.927
					Race Time	24'18.071	

6° 4 E. VOCINO (1'51.158)							
Lap	Seg.1	Seg.2	Seg.3	Seg.4	Lap Time	km/h	Local Time
1		27.880	31.845	24.504	1'58.633	176,2	15:18'04.489
2	27.711	27.721	31.739	24.301	1'51.472	172,5	15:19'55.961
3	27.583	27.773	31.727	24.544	1'51.627	172,2	15:21'47.588
4	27.763	27.640	31.489	24.613	1'51.505	175,9	15:23'39.093
5	27.920	27.413	31.811	24.281	1'51.425	177,3	15:25'30.518
6	27.862	27.632	31.694	24.481	1'51.669	173,6	15:27'22.187
7	27.936	27.832	31.848	24.454	1'52.070	175,6	15:29'14.257
8	28.017	27.587	31.744	24.243	1'51.591	173,9	15:31'05.848
9	27.976	27.530	31.822	24.306	1'51.634	174,8	15:32'57.482
10	27.812	27.679	31.607	24.321	1'51.419	174,2	15:34'48.901
11	27.958	27.673	32.005	24.257	1'51.893	171,2	15:36'40.794
12	27.673	27.501	31.609	24.375	1'51.158	175,6	15:38'31.952
13	28.150	27.499	31.562	24.777	1'51.988	173,9	15:40'23.940
					Race Time	24'18.084	

7° 95 S. DEROUÉ (1'51.577)							
Lap	Seg.1	Seg.2	Seg.3	Seg.4	Lap Time	km/h	Local Time
1		27.763	31.525	25.931	2'00.943	181,8	15:18'06.799
2	28.168	27.803	32.062	24.360	1'52.393	174,8	15:19'59.192
3	27.875	27.660	31.844	24.412	1'51.791	174,2	15:21'50.983
4	27.925	27.772	31.794	24.394	1'51.885	175,3	15:23'42.868
5	27.887	27.950	31.764	25.349	1'52.950	174,5	15:25'35.818
6	27.788	27.670	31.918	24.324	1'51.700	173,9	15:27'27.518
7	27.814	27.690	31.886	24.363	1'51.753	174,2	15:29'19.271
8	27.834	27.650	31.796	24.297	1'51.577	173,6	15:31'10.848
9	27.777	27.736	31.787	24.356	1'51.656	174,8	15:33'02.504
10	27.966	27.663	31.853	24.405	1'51.887	173,9	15:34'54.391
11	27.842	27.642	31.989	24.372	1'51.845	174,2	15:36'46.236
12	27.824	27.821	32.325	24.645	1'52.615	173,1	15:38'38.851
13	28.035	28.067	32.338	24.779	1'53.219	171,7	15:40'32.070
					Race Time	24'26.214	

8° 15 M. BASTIANELLI (1'51.379)							
Lap	Seg.1	Seg.2	Seg.3	Seg.4	Lap Time	km/h	Local Time
1		29.597	31.796	24.450	2'02.280	175,6	15:18'08.136
2	27.819	27.670	31.819	24.775	1'52.083	176,5	15:20'00.219
3	28.139	27.840	31.561	24.323	1'51.863	177,9	15:21'52.082
4	27.989	27.640	32.240	24.600	1'52.469	172,8	15:23'44.551
5	28.199	27.698	31.967	24.406	1'52.270	180,0	15:25'36.821
6	27.762	27.477	31.745	24.395	1'51.379	177,3	15:27'28.200
7	28.161	27.834	32.114	24.231	1'52.340	168,2	15:29'20.540
8	28.281	27.416	32.463	24.382	1'52.542	177,9	15:31'13.082
9	28.327	27.586	32.098	24.633	1'52.644	180,3	15:33'05.726
10	28.343	27.746	32.551	24.442	1'53.082	172,2	15:34'58.808
11	28.441	27.697	31.846	24.559	1'52.543	176,8	15:36'51.351

23/06/2019 P = Pits In/Out - C = Lap Time Cancelled

These data/results cannot be reproduced, stored and/or transmitted in whole or in part by any manner of electronic, mechanical, photocopying, recording, broadcasting or otherwise now known or herein after developed without the previous express consent by the copyright owner, except for reproduction in daily press and regular printed publications on sale to the public within 60 days of the event related to those data/results and always provided that copyright symbol appears together as follows below.

© DORNA WSBK ORGANIZATION Srl 2019



Official Fuel Supplier

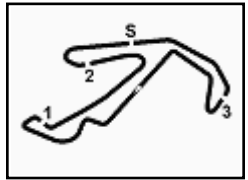


FKR PERGOIA TIMING

Official Tyre Supplier



Official Timekeeper



Pata Riviera di Rimini Round, 21-23 June 2019

Chronological Analysis Race

Misano Circuit Sic 58 4.226 m

Start at 15:16'05.856

2 / 4

12	28.018	27.841	32.411	24.518	1'52.788	172,2	15:38'44.139	11	28.417	27.699	31.912	24.589	1'52.617	178,2	15:36'51.929
13	28.039	27.666	32.114	24.528	1'52.347	171,2	15:40'36.486	12	28.147	27.488	32.414	24.695	1'52.744	174,2	15:38'44.673
Race Time 24'30.630								13	28.253	27.664	32.486	24.350	1'52.753	173,1	15:40'37.426
								Race Time 24'31.570							

9° 85 K. SABATUCCI (1'51.545)							
Lap	Seg.1	Seg.2	Seg.3	Seg.4	Lap Time	km/h	Local Time
1		29.941	32.161	24.966	2'03.773	179,1	15:18'09.629
2	28.090	27.427	31.655	24.413	1'51.585	176,5	15:20'01.214
3	28.063	27.390	31.601	24.560	1'51.614	180,3	15:21'52.828
4	28.106	27.417	31.662	24.360	1'51.545	181,5	15:23'44.373
5	28.047	27.922	31.746	24.277	1'51.992	174,5	15:25'36.365
6	27.926	27.344	31.903	24.378	1'51.551	174,5	15:27'27.916
7	28.012	27.763	31.831	24.567	1'52.173	178,2	15:29'20.089
8	27.937	27.768	32.460	24.401	1'52.566	170,6	15:31'12.655
9	28.474	27.663	32.157	24.721	1'53.015	175,3	15:33'05.670
10	28.253	28.129	32.005	24.633	1'53.020	175,9	15:34'58.690
11	28.096	27.766	32.556	24.515	1'52.933	171,7	15:36'51.623
12	28.054	28.057	32.010	24.469	1'52.590	180,3	15:38'44.213
13	28.214	28.314	31.739	24.489	1'52.756	177,9	15:40'36.969
					Race Time 24'31.113		

13° 46 S. DI SORA (1'51.629)							
Lap	Seg.1	Seg.2	Seg.3	Seg.4	Lap Time	km/h	Local Time
1		29.940	31.966	24.595	2'02.758	181,5	15:18'08.614
2	28.160	27.635	32.070	24.464	1'52.329	175,0	15:20'00.943
3	28.165	27.749	32.013	24.632	1'52.559	181,5	15:21'53.502
4	28.331	27.683	31.607	24.491	1'52.112	178,2	15:23'45.614
5	28.353	27.602	32.138	24.443	1'52.536	180,0	15:25'38.150
6	28.179	27.473	32.223	24.616	1'52.491	179,7	15:27'30.641
7	28.382	28.017	32.093	24.603	1'53.095	180,0	15:29'23.736
8	28.645	27.585	32.272	24.403	1'52.905	178,5	15:31'16.641
9	28.303	27.890	33.089	24.391	1'53.673	172,8	15:33'10.314
10	28.528	27.514	31.767	24.178	1'51.987	175,6	15:35'02.301
11	28.205	27.619	31.935	24.369	1'52.128	173,1	15:36'54.429
12	27.916	27.791	32.376	24.348	1'52.431	173,9	15:38'46.860
13	27.944	27.556	31.704	24.425	1'51.629	174,8	15:40'38.489
					Race Time 24'32.633		

10° 47 F. HERNANDEZ MOYANO (1'51.402)							
Lap	Seg.1	Seg.2	Seg.3	Seg.4	Lap Time	km/h	Local Time
1		29.461	31.858	25.138	2'02.590	174,5	15:18'08.446
2	27.985	27.687	31.596	24.619	1'51.887	179,7	15:20'00.333
3	28.225	27.918	32.019	24.475	1'52.637	177,0	15:21'52.970
4	28.080	27.645	31.767	24.619	1'52.111	181,2	15:23'45.081
5	28.313	27.406	31.952	24.360	1'52.031	177,9	15:25'37.112
6	28.125	27.423	31.650	24.204	1'51.402	177,6	15:27'28.514
7	28.026	28.037	31.942	24.196	1'52.201	175,6	15:29'20.715
8	28.284	27.348	32.231	24.302	1'52.165	172,8	15:31'12.880
9	28.360	27.880	32.442	24.412	1'53.094	179,7	15:33'05.974
10	28.464	27.518	32.555	24.364	1'52.901	174,8	15:34'58.875
11	28.580	27.681	32.151	24.661	1'53.073	178,8	15:36'51.948
12	28.326	27.409	32.391	24.508	1'52.634	174,2	15:38'44.582
13	28.107	27.983	32.013	24.348	1'52.451	177,0	15:40'37.033
					Race Time 24'31.177		

14° 21 B. SANCHEZ (1'51.811)							
Lap	Seg.1	Seg.2	Seg.3	Seg.4	Lap Time	km/h	Local Time
1		29.412	32.030	24.784	2'03.931	179,4	15:18'09.787
2	28.330	27.613	31.529	24.414	1'51.886	177,0	15:20'01.673
3	28.189	27.667	31.681	24.380	1'51.917	176,8	15:21'53.590
4	28.411	27.555	31.713	24.440	1'52.119	181,2	15:23'45.709
5	28.429	27.617	31.723	24.572	1'52.341	180,9	15:25'38.050
6	28.078	27.527	32.183	24.931	1'52.719	179,7	15:27'30.769
7	28.406	27.926	32.159	24.614	1'53.105	179,1	15:29'23.874
8	28.357	27.819	32.420	24.900	1'53.496	179,4	15:31'17.370
9	28.192	27.679	31.834	24.559	1'52.264	180,0	15:33'09.634
10	28.010	27.879	32.271	24.333	1'52.493	172,2	15:35'02.127
11	28.243	27.825	32.190	24.314	1'52.572	176,8	15:36'54.699
12	27.924	27.580	32.110	24.446	1'52.060	176,2	15:38'46.759
13	27.896	27.789	31.755	24.371	1'51.811	178,5	15:40'38.570
					Race Time 24'32.714		

11° 14 E. DE LA VEGA (1'51.599)							
Lap	Seg.1	Seg.2	Seg.3	Seg.4	Lap Time	km/h	Local Time
1		29.137	32.162	24.656	2'02.893	176,2	15:18'08.749
2	28.176	27.391	31.966	24.407	1'51.940	175,6	15:20'00.689
3	28.206	27.745	32.049	24.483	1'52.483	180,9	15:21'53.172
4	28.289	27.332	31.809	24.535	1'51.965	178,2	15:23'45.137
5	28.106	27.348	31.657	24.810	1'51.921	177,6	15:25'37.058
6	27.971	27.625	31.828	24.258	1'51.682	175,3	15:27'28.740
7	27.993	27.395	31.939	24.272	1'51.599	174,8	15:29'20.339
8	28.122	27.486	32.415	24.363	1'52.386	170,6	15:31'12.725
9	28.196	27.570	32.886	24.550	1'53.202	172,2	15:33'05.927
10	28.358	27.581	32.361	24.534	1'52.834	176,5	15:34'58.761
11	28.195	27.722	32.318	24.516	1'52.751	174,2	15:36'51.512
12	28.364	27.760	32.206	24.513	1'52.843	176,2	15:38'44.355
13	28.240	28.276	32.004	24.446	1'52.966	179,4	15:40'37.321
					Race Time 24'31.465		

15° 69 J. BUIS (1'51.798)							
Lap	Seg.1	Seg.2	Seg.3	Seg.4	Lap Time	km/h	Local Time
1		28.434	31.712	24.987	2'00.700	176,8	15:18'06.556
2	28.040	28.422	32.147	24.651	1'53.260	181,5	15:19'59.816
3	28.464	28.035	31.745	24.662	1'52.906	180,0	15:21'52.722
4	27.985	27.910	31.678	24.818	1'52.391	181,2	15:23'45.113
5	28.468	27.907	31.576	24.539	1'52.490	176,5	15:25'37.603
6	28.220	27.785	31.875	24.589	1'52.469	175,9	15:27'30.072
7	28.439	28.312	32.204	24.615	1'53.570	178,5	15:29'23.642
8	28.388	28.148	32.207	24.900	1'53.643	180,9	15:31'17.285
9	28.059	28.068	31.874	24.721	1'52.722	179,4	15:33'10.007
10	27.970	27.988	31.686	24.413	1'52.057	177,9	15:35'02.064
11	28.077	28.287	32.116	24.497	1'52.977	179,1	15:36'55.041
12	27.920	27.953	31.783	24.603	1'52.259	177,3	15:38'47.300
13	27.805	27.980	31.584	24.429	1'51.798	178,5	15:40'39.098
					Race Time 24'33.242		

12° 20 D. LOUREIRO (1'51.688)							
Lap	Seg.1	Seg.2	Seg.3	Seg.4	Lap Time	km/h	Local Time
1		28.379	31.723	25.239	2'01.300	177,3	15:18'07.156
2	28.269	27.836	32.107	24.514	1'52.726	178,5	15:19'59.882
3	27.804	27.628	31.797	24.459	1'51.688	176,5	15:21'51.570
4	28.199	28.093	31.743	24.433	1'52.468	177,3	15:23'44.038
5	27.859	27.829	31.934	24.401	1'52.023	172,8	15:25'36.061
6	27.927	27.628	32.112	24.402	1'52.069	173,9	15:27'28.130
7	28.023	27.486	32.091	24.532	1'52.132	173,6	15:29'20.262
8	28.370	27.587	31.883	24.502	1'52.342	175,0	15:31'12.604
9	28.037	27.955	32.709	24.577	1'53.278	172,0	15:33'05.882
10	28.837	27.695	32.256	24.642	1'53.430	178,8	15:34'59.312

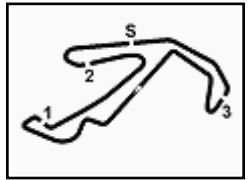
16° 7 T. KAWAKAMI (1'51.761)							
Lap	Seg.1	Seg.2	Seg.3	Seg.4	Lap Time	km/h	Local Time
1		28.684	31.605	24.963	2'01.424	175,9	15:18'07.280
2	28.325	28.275	31.990	24.629	1'53.219	176,2	15:20'00.499
3	28.245	27.725	31.703	24.594	1'52.267	179,4	15:21'52.766
4	28.494	27.651	31.860	24.742	1'52.747	180,0	15:23'45.513
5	28.258	27.706	31.727	24.439	1'52.130	178,5	15:25'37.643
6	28.315	27.581	32.059	24.511	1'52.466	173,4	15:27'30.109
7	28.208	28.194	32.124	24.669	1'53.195	177,3	15:29'23.304
8	28.404	27.909	32.509	24.819	1'53.641	172,5	15:31'16.945
9	28.184	27.970	32.574	24.509	1'53.237	176,8	15:33'10.182

23/06/2019 P = Pits In/Out - C = Lap Time Cancelled

These data/results cannot be reproduced, stored and/or transmitted in whole or in part by any manner of electronic, mechanical, photocopying, recording, broadcasting or otherwise now known or herein after developed without the previous express consent by the copyright owner, except for reproduction in daily press and regular printed publications on sale to the public within 60 days of the event related to those data/results and always provided that copyright symbol appears together as follows below.

© DORNA WSBK ORGANIZATION Srl 2019





Pata Riviera di Rimini Round, 21-23 June 2019

Chronological Analysis Race

Misano Circuit Sic 58 4.226 m

Start at 15:16'05.856

3 / 4

10	28.510	27.827	31.837	24.576	1'52.750	177,3	15:35'02.932	9	28.222	27.539	32.044	25.238	1'53.043	176,8	15:33'11.575
11	27.981	27.657	32.147	24.411	1'52.196	178,8	15:36'55.128	10	28.447	27.829	31.459	24.576	1'52.311	177,9	15:35'03.886
12	28.193	27.842	31.776	24.464	1'52.275	178,5	15:38'47.403	11	28.048	27.640	31.582	25.350	1'52.620	176,5	15:36'56.506
13	27.955	27.642	31.768	24.396	1'51.761	173,9	15:40'39.164	12	28.042	27.542	31.524	24.743	1'51.851	175,9	15:38'48.357
								13	28.150	27.386	31.564	24.903	1'52.003	178,8	15:40'40.360
								Race Time 24'33.308							

Race Time 24'34.504

17° 8 M. PEREZ (1'51.847)

Lap	Seg.1	Seg.2	Seg.3	Seg.4	Lap Time	km/h	Local Time								
1		28.654	31.297	24.916	2'00.877	180,3	15:18'06.733								
2	28.095	27.940	32.163	24.375	1'52.573	179,1	15:19'59.306								
3	28.051	27.752	32.112	24.447	1'52.362	172,2	15:21'51.668								
4	28.261	28.081	32.118	24.590	1'53.050	176,5	15:23'44.710								
5	28.276	27.707	31.827	24.582	1'52.392	176,2	15:25'37.118								
6	28.562	28.031	32.099	24.666	1'53.358	177,3	15:27'30.468								
7	28.407	27.792	32.196	24.594	1'52.989	179,7	15:29'23.457								
8	28.429	27.672	32.426	24.510	1'53.037	170,1	15:31'16.494								
9	28.142	28.132	32.646	24.668	1'53.588	170,6	15:33'10.082								
10	28.156	27.571	31.656	24.464	1'51.847	175,0	15:35'01.929								
11	28.040	28.076	32.582	24.457	1'53.155	174,8	15:36'55.084								
12	28.061	27.676	31.960	24.592	1'52.289	174,5	15:38'47.373								
13	28.209	27.598	31.667	24.461	1'51.935	178,5	15:40'39.308								
								Race Time 24'33.452							

21° 24 M. BERTÈ (1'52.039)

Lap	Seg.1	Seg.2	Seg.3	Seg.4	Lap Time	km/h	Local Time								
1		29.770	32.211	25.339	2'04.444	178,8	15:18'10.300								
2	28.447	27.760	32.144	24.844	1'53.195	181,2	15:20'03.495								
3	28.430	27.822	31.708	24.664	1'52.624	179,4	15:21'56.119								
4	28.205	27.738	31.438	24.658	1'52.039	178,5	15:23'48.158								
5	28.277	28.043	31.492	24.576	1'52.388	176,2	15:25'40.546								
6	28.185	27.700	32.000	24.410	1'52.295	175,0	15:27'32.841								
7	28.000	27.819	31.824	24.736	1'52.379	180,6	15:29'25.220								
8	28.302	27.556	31.812	25.127	1'52.797	180,6	15:31'18.017								
9	28.204	27.658	32.028	24.820	1'52.710	182,4	15:33'10.727								
10	28.360	27.513	31.993	24.505	1'52.371	179,1	15:35'03.098								
11	28.332	27.500	32.023	24.790	1'52.645	179,4	15:36'55.743								
12	28.176	27.451	31.767	24.767	1'52.161	180,0	15:38'47.904								
13	28.019	27.453	32.191	24.843	1'52.506	177,3	15:40'40.410								
								Race Time 24'34.554							

18° 97 M. KAPPLER (1'51.513)

Lap	Seg.1	Seg.2	Seg.3	Seg.4	Lap Time	km/h	Local Time								
1		29.482	32.199	25.178	2'04.759	178,5	15:18'10.615								
2	28.395	27.603	31.943	24.718	1'52.659	178,2	15:20'03.274								
3	28.366	27.665	31.833	24.420	1'52.284	174,8	15:21'55.558								
4	27.893	27.603	31.651	24.366	1'51.513	176,5	15:23'47.071								
5	28.129	28.137	31.613	24.435	1'52.314	179,7	15:25'39.385								
6	27.829	27.328	31.704	24.653	1'51.514	180,0	15:27'30.899								
7	28.477	27.810	32.274	24.677	1'53.238	176,5	15:29'24.137								
8	28.506	27.638	32.354	24.889	1'53.387	182,1	15:31'17.524								
9	28.284	27.686	32.603	24.760	1'53.333	180,9	15:33'10.857								
10	28.488	27.478	32.015	24.603	1'52.584	176,8	15:35'03.441								
11	28.247	27.479	31.947	24.907	1'52.580	179,1	15:36'56.021								
12	28.143	27.375	31.777	24.719	1'52.014	182,4	15:38'48.035								
13	28.097	27.360	31.713	24.466	1'51.636	177,3	15:40'39.671								
								Race Time 24'33.815							

22° 52 O. KÖNIG (1'51.649)

Lap	Seg.1	Seg.2	Seg.3	Seg.4	Lap Time	km/h	Local Time								
1		30.168	32.084	24.747	2'03.475	177,0	15:18'09.331								
2	28.108	27.700	32.000	24.382	1'52.190	174,8	15:20'01.521								
3	28.593	27.739	32.113	24.509	1'52.954	172,5	15:21'54.475								
4	27.959	27.770	31.818	24.695	1'52.242	174,5	15:23'46.717								
5	27.932	27.752	31.896	24.333	1'51.913	173,6	15:25'38.630								
6	28.203	27.562	32.000	24.816	1'52.581	172,2	15:27'31.211								
7	28.116	28.227	32.008	24.756	1'53.107	174,2	15:29'24.318								
8	28.525	27.895	32.263	24.899	1'53.582	176,2	15:31'17.900								
9	29.058	27.774	31.815	24.862	1'53.509	176,2	15:33'11.409								
10	28.796	27.883	31.936	24.458	1'53.073	173,6	15:35'04.482								
11	27.965	27.727	31.669	24.808	1'52.169	176,5	15:36'56.651								
12	28.464	27.839	31.591	24.410	1'52.304	176,5	15:38'48.955								
13	27.802	27.561	31.465	24.821	1'51.649	176,5	15:40'40.604								
								Race Time 24'34.748							

19° 61 Y. OKAYA (1'51.837)

Lap	Seg.1	Seg.2	Seg.3	Seg.4	Lap Time	km/h	Local Time								
1		30.004	32.246	25.123	2'03.747	180,0	15:18'09.603								
2	28.714	27.664	32.364	24.674	1'53.416	177,6	15:20'03.019								
3	28.758	28.096	31.802	24.701	1'53.357	178,8	15:21'56.376								
4	28.283	27.637	31.558	24.692	1'52.170	180,6	15:23'48.546								
5	28.183	27.433	31.999	24.801	1'52.416	174,8	15:25'40.962								
6	28.260	27.659	31.772	24.473	1'52.164	180,0	15:27'33.126								
7	28.166	27.603	31.646	24.614	1'52.029	180,9	15:29'25.155								
8	28.566	27.495	31.854	25.110	1'53.025	180,0	15:31'18.180								
9	28.371	27.650	31.984	24.841	1'52.846	181,5	15:33'11.026								
10	28.630	27.769	31.626	24.442	1'52.467	177,9	15:35'03.493								
11	28.342	27.810	31.704	24.995	1'52.851	181,5	15:36'56.344								
12	27.943	27.481	31.690	24.723	1'51.837	181,8	15:38'48.181								
13	28.114	27.316	31.789	24.817	1'52.036	178,5	15:40'40.217								
								Race Time 24'34.361							

23° 42 M. GARCIA (1'51.864)

Lap	Seg.1	Seg.2	Seg.3	Seg.4	Lap Time	km/h	Local Time								
1		27.802	32.139	25.796	2'01.082	170,3	15:18'06.938								
2	28.255	27.827	32.301	24.766	1'53.149	179,4	15:20'00.087								
3	28.050	27.785	32.002	24.541	1'52.378	176,2	15:21'52.465								
4	28.033	27.634	31.660	24.537	1'51.864	179,4	15:23'44.329								
5	30.707	28.110	31.957	24.619	1'55.393	174,5	15:25'39.722								
6	28.347	27.830	31.758	24.710	1'52.645	175,0	15:27'32.367								
7	28.071	27.927	31.690	24.596	1'52.284	176,8	15:29'24.651								
8	28.459	27.620	31.981	24.960	1'53.020	181,5	15:31'17.671								
9	28.374	28.066	32.164	24.853	1'53.457	183,1	15:33'11.128								
10	28.774	27.752	31.601	24.914	1'53.041	179,7	15:35'04.169								
11	28.108	27.637	31.717	24.805	1'52.267	177,9	15:36'56.436								
12	28.531	27.767	32.010	24.713	1'53.021	175,9	15:38'49.457								
13	28.266	27.535	31.840	24.601	1'52.242	174,5	15:40'41.699								
								Race Time 24'35.843							

20° 91 G. MORA (1'51.851)

Lap	Seg.1	Seg.2	Seg.3	Seg.4	Lap Time	km/h	Local Time
1		30.721	32.154	24.983	2'04.364	172,8	15:18'10.220
2	28.219	27.715	32.089	24.719	1'52.742	171,7	15:20'02.962
3	28.440	28.148	31.735	24.688	1'53.011	175,6	15:21'55.973
4	27.804	28.015	31.812	24.673	1'52.304	173,4	15:23'48.277
5	28.290	27.831	31.758	24.589	1'52.468	174,5	15:25'40.745
6	28.149	27.645	31.670	24.391	1'51.855	174,8	15:27'32.600
7	28.028	27.767	31.879	24.552	1'52.226	175,0	15:29'24.826
8	28.445	27.603	32.274	25.384	1'53.706	175,6	15:31'18.532

24° 71 T. EDWARDS (1'52.043)

Lap	Seg.1	Seg.2	Seg.3	Seg.4	Lap Time	km/h	Local Time
1		29.188	31.960	24.568	2'02.994	181,2	15:18'08.850
2	28.334	27.547	31.889	24.558	1'52.328	175,3	15:20'01.178
3	28.325	27.500	31.623	24.729	1'52.177	183,4	15:21'53.355
4	28.309	27.862	31.893	24.465	1'52.529	180,3	15:23'45.884
5	28.442	27.445	31.558	24.598	1'52.043	179,7	15:25'37.927
6	28.662	27.364	31.765	24.573	1'52.364	180,6	15:27'30.291
7	28.400	27.725	32.333	24.601	1'53.059	170,9	15:29'23.350

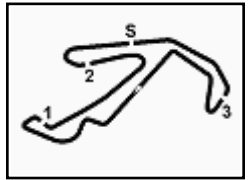
23/06/2019

P = Pits In/Out - C = Lap Time Cancelled

These data/results cannot be reproduced, stored and/or transmitted in whole or in part by any manner of electronic, mechanical, photocopying, recording, broadcasting or otherwise now known or herein after developed without the previous express consent by the copyright owner, except for reproduction in daily press and regular printed publications on sale to the public within 60 days of the event related to those data/results and always provided that copyright symbol appears together as follows below.

© DORNA WSBK ORGANIZATION Srl 2019





Pata Riviera di Rimini Round, 21-23 June 2019

Chronological Analysis Race

Misano Circuit Sic 58 4.226 m

4 / 4

Start at 15:16'05.856

RET 27 F. ROVELLI							
Lap	Seg.1	Seg.2	Seg.3	Seg.4	Lap Time	km/h	Local Time
1					5'54.070P		15:21'59.926
					Race Time 5'54.070		

25° 39 J. PEREZ GONZALEZ (1'52.514)							
Lap	Seg.1	Seg.2	Seg.3	Seg.4	Lap Time	km/h	Local Time
8	28.125	28.424	31.953	24.743	1'53.245	178,2	15:31'16.595
9	28.220	28.001	32.809	24.427	1'53.457	174,5	15:33'10.052
10	28.481	27.639	32.161	24.398	1'52.679	175,3	15:35'02.731
11	28.439	27.600	31.997	24.804	1'52.840	179,7	15:36'55.571
12	27.964	27.465	31.896	25.070	1'52.395	179,4	15:38'47.966
13	29.476	27.964	31.874	24.503	1'53.817	175,9	15:40'41.783
					Race Time 24'35.927		

25° 39 J. PEREZ GONZALEZ (1'52.514)							
Lap	Seg.1	Seg.2	Seg.3	Seg.4	Lap Time	km/h	Local Time
1		29.240	32.798	25.180	2'04.962	175,9	15:18'10.818
2	28.313	27.668	32.053	24.882	1'52.916	177,9	15:20'03.734
3	28.355	27.830	31.941	24.573	1'52.699	176,8	15:21'56.433
4	28.439	27.863	31.925	24.598	1'52.825	175,3	15:23'49.258
5	28.187	27.719	32.079	24.529	1'52.514	173,6	15:25'41.772
6	28.185	27.725	32.283	24.460	1'52.653	172,8	15:27'34.425
7	28.030	27.959	32.389	24.520	1'52.898	171,7	15:29'27.323
8	28.308	28.122	32.479	24.788	1'53.697	171,2	15:31'21.020
9	28.348	28.125	32.359	24.825	1'53.657	171,4	15:33'14.677
10	29.040	28.429	32.748	24.888	1'55.105	169,5	15:35'09.782
11	28.293	28.463	32.656	24.849	1'54.261	169,0	15:37'04.043
12	28.218	28.340	32.868	24.959	1'54.385	169,0	15:38'58.428
13	28.417	28.313	33.148	25.076	1'54.954	166,7	15:40'53.382
					Race Time 24'47.526		

26° 3 M. PEDENEAU (1'52.947)							
Lap	Seg.1	Seg.2	Seg.3	Seg.4	Lap Time	km/h	Local Time
1		30.911	33.124	25.388	2'06.888	173,1	15:18'12.744
2	28.509	28.310	32.465	24.767	1'54.051	173,4	15:20'06.795
3	28.397	28.001	32.370	24.794	1'53.562	172,2	15:22'00.357
4	28.191	27.875	32.196	24.685	1'52.947	173,4	15:23'53.304
5	28.254	28.052	32.377	24.765	1'53.448	171,7	15:25'46.752
6	28.415	27.966	32.598	24.837	1'53.816	169,3	15:27'40.568
7	28.246	27.864	32.618	24.721	1'53.449	171,7	15:29'34.017
8	28.269	27.894	32.467	24.743	1'53.373	172,0	15:31'27.390
9	28.241	28.081	32.481	25.065	1'53.868	171,2	15:33'21.258
10	28.206	27.991	32.428	24.771	1'53.396	171,4	15:35'14.654
11	28.167	28.026	32.472	24.767	1'53.432	170,6	15:37'08.086
12	28.107	27.996	32.346	24.727	1'53.176	172,0	15:39'01.262
13	28.398	28.019	32.671	25.066	1'54.154	172,0	15:40'55.416
					Race Time 24'49.560		

27° 64 H. DE CANCELLIS (1'52.310)							
Lap	Seg.1	Seg.2	Seg.3	Seg.4	Lap Time	km/h	Local Time
1		27.539			2'59.268	177,6	15:19'05.124
2	29.911	29.226	33.304	24.950	1'57.391	166,7	15:21'02.515
3	28.376	28.102	32.757	24.457	1'53.692	168,8	15:22'56.207
4	28.010	27.830	32.469	24.460	1'52.769	169,0	15:24'48.976
5	28.037	27.766	32.501	24.331	1'52.635	168,8	15:26'41.611
6	27.922	27.739	32.351	24.298	1'52.310	169,5	15:28'33.921
7	27.890	27.713	32.384	24.330	1'52.317	168,5	15:30'26.238
8	27.996	27.904	32.468	24.436	1'52.804	169,0	15:32'19.042
9	28.059	27.817	32.471	24.416	1'52.763	169,5	15:34'11.805
10	28.109	27.787	32.468	24.429	1'52.793	169,0	15:36'04.598
11	27.905	27.650	32.473	24.287	1'52.315	169,3	15:37'56.913
12	27.798	27.947	32.426	24.442	1'52.613	170,1	15:39'49.526
13	27.806	27.795	32.433	24.341	1'52.375	169,0	15:41'41.901
					Race Time 25'36.045		

RET 88 B. IERACI (1'52.680)							
Lap	Seg.1	Seg.2	Seg.3	Seg.4	Lap Time	km/h	Local Time
1		27.808	31.777	51.111	2'26.167	171,7	15:18'32.023
2	32.771	29.896	32.552	24.666	1'59.885	170,6	15:20'31.908
3	28.168	27.901	32.191	24.429	1'52.689	172,0	15:22'24.597
4	28.088	27.924	32.198	24.470	1'52.680	171,7	15:24'17.277
					Race Time 8'11.421		

23/06/2019 P = Pits In/Out - C = Lap Time Cancelled

These data/results cannot be reproduced, stored and/or transmitted in whole or in part by any manner of electronic, mechanical, photocopying, recording, broadcasting or otherwise now known or herein after developed without the previous express consent by the copyright owner, except for reproduction in daily press and regular printed publications on sale to the public within 60 days of the event related to those data/results and always provided that copyright symbol appears together as follows below.

© DORNA WSBK ORGANIZATION Srl 2019

