

TT Circuit Assen 4.542 m

## Motul Dutch Round, 12-14 April 2019

### Free Practices Combined Results

| No. | Rider                     | Nat | Team                          | Bike                 | Class | FP1      | FP2             | FP3             | Time            | Gap   | Rel.  | Avg     | LL |
|-----|---------------------------|-----|-------------------------------|----------------------|-------|----------|-----------------|-----------------|-----------------|-------|-------|---------|----|
| 1   | <b>1 J. REA</b>           | GBR | Kawasaki Racing Team WorldSBK | Kawasaki ZX-10RR     |       | 1'35.598 | 1'35.417        | <b>1'35.202</b> | <b>1'35.202</b> |       |       | 171,753 | 43 |
| 2   | <b>66 T. SYKES</b>        | GBR | BMW Motorrad WorldSBK Team    | BMW S1000 RR         |       | 1'35.789 | <b>1'35.414</b> | 1'35.621        | <b>1'35.414</b> | 0.212 | 0.212 | 171,371 | 41 |
| 3   | <b>91 L. HASLAM</b>       | GBR | Kawasaki Racing Team WorldSBK | Kawasaki ZX-10RR     |       | 1'36.317 | <b>1'35.427</b> | 1'36.094        | <b>1'35.427</b> | 0.225 | 0.013 | 171,348 | 54 |
| 4   | <b>28 M. REITERBERGER</b> | GER | BMW Motorrad WorldSBK Team    | BMW S1000 RR         |       | 1'36.012 | <b>1'35.442</b> | 1'35.973        | <b>1'35.442</b> | 0.240 | 0.015 | 171,321 | 45 |
| 5   | <b>60 M. VAN DER MARK</b> | NED | Pata Yamaha WorldSBK Team     | Yamaha YZF R1        |       | 1'35.763 | <b>1'35.445</b> | 1'37.285        | <b>1'35.445</b> | 0.243 | 0.003 | 171,315 | 44 |
| 6   | <b>19 A. BAUTISTA</b>     | ESP | ARUBA.IT Racing - Ducati      | Ducati Panigale V4 R |       | 1'35.915 | <b>1'35.547</b> | 1'36.028        | <b>1'35.547</b> | 0.345 | 0.102 | 171,133 | 40 |
| 7   | <b>54 T. RAZGATLIOGLU</b> | TUR | Turkish Puccetti Racing       | Kawasaki ZX-10RR     | IND   | 1'36.448 | <b>1'35.554</b> | 1'36.407        | <b>1'35.554</b> | 0.352 | 0.007 | 171,120 | 45 |
| 8   | <b>11 S. CORTESE</b>      | GER | GRT Yamaha WorldSBK           | Yamaha YZF R1        | IND   | 1'38.072 | <b>1'35.703</b> |                 | <b>1'35.703</b> | 0.501 | 0.149 | 170,854 | 34 |
| 9   | <b>7 C. DAVIES</b>        | GBR | ARUBA.IT Racing - Ducati      | Ducati Panigale V4 R |       | 1'35.970 | <b>1'35.813</b> | 1'36.884        | <b>1'35.813</b> | 0.611 | 0.110 | 170,657 | 43 |
| 10  | <b>22 A. LOWES</b>        | GBR | Pata Yamaha WorldSBK Team     | Yamaha YZF R1        |       | 1'36.459 | 1'36.183        | <b>1'35.874</b> | <b>1'35.874</b> | 0.672 | 0.061 | 170,549 | 34 |
| 11  | <b>50 E. LAVERTY</b>      | IRL | Team Gooleven                 | Ducati Panigale V4 R | IND   | 1'37.503 | <b>1'36.197</b> | 1'37.356        | <b>1'36.197</b> | 0.995 | 0.323 | 169,976 | 45 |
| 12  | <b>81 J. TORRES</b>       | ESP | Team Pedercini Racing         | Kawasaki ZX-10RR     | IND   | 1'36.550 | <b>1'36.235</b> | 1'36.649        | <b>1'36.235</b> | 1.033 | 0.038 | 169,909 | 51 |
| 13  | <b>2 L. CAMIER</b>        | GBR | Moriwaki Althea Honda Team    | Honda CBR1000RR      |       | 1'37.223 | <b>1'36.457</b> | 1'37.041        | <b>1'36.457</b> | 1.255 | 0.222 | 169,518 | 39 |
| 14  | <b>33 M. MELANDRI</b>     | ITA | GRT Yamaha WorldSBK           | Yamaha YZF R1        | IND   | 1'37.037 | <b>1'36.765</b> | 1'37.237        | <b>1'36.765</b> | 1.563 | 0.308 | 168,978 | 43 |
| 15  | <b>23 R. KIYONARI</b>     | JPN | Moriwaki Althea Honda Team    | Honda CBR1000RR      |       | 1'37.859 | 1'37.262        | <b>1'37.220</b> | <b>1'37.220</b> | 2.018 | 0.455 | 168,188 | 47 |
| 16  | <b>80 H. BARBERA</b>      | ESP | Orelac Racing VerdNatura      | Kawasaki ZX-10RR     | IND   | 1'39.060 | 1'37.395        | <b>1'37.236</b> | <b>1'37.236</b> | 2.034 | 0.016 | 168,160 | 51 |
| 17  | <b>21 M. RINALDI</b>      | ITA | BARNI Racing Team             | Ducati Panigale V4 R | IND   | 1'39.081 | <b>1'37.405</b> | 1'37.612        | <b>1'37.405</b> | 2.203 | 0.169 | 167,868 | 46 |
| 18  | <b>52 A. DELBIANCO</b>    | ITA | Althea Mie Racing Team        | Honda CBR1000RR      | IND   | 1'40.025 | <b>1'37.901</b> | 1'38.548        | <b>1'37.901</b> | 2.699 | 0.496 | 167,018 | 43 |

13/04/2019

These data/results cannot be reproduced, stored and/or transmitted in whole or in part by any manner of electronic, mechanical, photocopying, recording, broadcasting or otherwise now known or herein after developed without the previous express consent by the copyright owner, except for reproduction in daily press and regular printed publications on sale to the public within 60 days of the event related to those data/results and always provided that copyright symbol appears together as follows below.

© DORNA WSBK ORGANIZATION Srl 2019

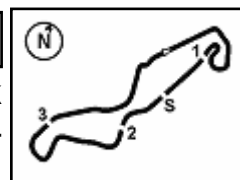
FKR PERUGIA TIMING



Official Tyre Supplier



Official Timekeeper



## Motul Dutch Round, 12-14 April 2019

### Results Free Practice 3rd Session

TT Circuit Assen 4.542 m

1 / 2

| No.                                  | Rider              | Nat | Team                          | Bike                 | Class | Time            | Gap   | Rel.  | Laps | Speed   |              |
|--------------------------------------|--------------------|-----|-------------------------------|----------------------|-------|-----------------|-------|-------|------|---------|--------------|
|                                      |                    |     |                               |                      |       |                 |       |       |      | Avg     | Max          |
| 1                                    | 1 J. REA           | GBR | Kawasaki Racing Team WorldSBK | Kawasaki ZX-10RR     |       | <b>1'35.202</b> |       |       | 6    | 171,753 | <b>295,9</b> |
| 2                                    | 66 T. SYKES        | GBR | BMW Motorrad WorldSBK Team    | BMW S1000 RR         |       | <b>1'35.621</b> | 0.419 | 0.419 | 6    | 171,000 | <b>288,8</b> |
| 3                                    | 22 A. LOWES        | GBR | Pata Yamaha WorldSBK Team     | Yamaha YZF R1        |       | <b>1'35.874</b> | 0.672 | 0.253 | 5    | 170,549 | <b>290,3</b> |
| 4                                    | 28 M. REITERBERGER | GER | BMW Motorrad WorldSBK Team    | BMW S1000 RR         |       | <b>1'35.973</b> | 0.771 | 0.099 | 8    | 170,373 | <b>288,8</b> |
| 5                                    | 19 A. BAUTISTA     | ESP | ARUBA.IT Racing - Ducati      | Ducati Panigale V4 R |       | <b>1'36.028</b> | 0.826 | 0.055 | 4    | 170,275 | <b>294,3</b> |
| 6                                    | 91 L. HASLAM       | GBR | Kawasaki Racing Team WorldSBK | Kawasaki ZX-10RR     |       | <b>1'36.094</b> | 0.892 | 0.066 | 11   | 170,158 | <b>292,7</b> |
| 7                                    | 54 T. RAZGATLIOGLU | TUR | Turkish Puccetti Racing       | Kawasaki ZX-10RR     | IND   | <b>1'36.407</b> | 1.205 | 0.313 | 10   | 169,606 | <b>286,5</b> |
| 8                                    | 81 J. TORRES       | ESP | Team Pedercini Racing         | Kawasaki ZX-10RR     | IND   | <b>1'36.649</b> | 1.447 | 0.242 | 9    | 169,181 | <b>284,2</b> |
| 9                                    | 7 C. DAVIES        | GBR | ARUBA.IT Racing - Ducati      | Ducati Panigale V4 R |       | <b>1'36.884</b> | 1.682 | 0.235 | 7    | 168,771 | <b>292,7</b> |
| 10                                   | 2 L. CAMIER        | GBR | Moriwaki Althea Honda Team    | Honda CBR1000RR      |       | <b>1'37.041</b> | 1.839 | 0.157 | 7    | 168,498 | <b>289,5</b> |
| 11                                   | 23 R. KIYONARI     | JPN | Moriwaki Althea Honda Team    | Honda CBR1000RR      |       | <b>1'37.220</b> | 2.018 | 0.179 | 6    | 168,188 | <b>291,9</b> |
| 12                                   | 80 H. BARBERA      | ESP | Orelac Racing VerdNatura      | Kawasaki ZX-10RR     | IND   | <b>1'37.236</b> | 2.034 | 0.016 | 11   | 168,160 | <b>288,8</b> |
| 13                                   | 33 M. MELANDRI     | ITA | GRT Yamaha WorldSBK           | Yamaha YZF R1        | IND   | <b>1'37.237</b> | 2.035 | 0.001 | 8    | 168,158 | <b>291,9</b> |
| 14                                   | 60 M. VAN DER MARK | NED | Pata Yamaha WorldSBK Team     | Yamaha YZF R1        |       | <b>1'37.285</b> | 2.083 | 0.048 | 2    | 168,075 | <b>285,0</b> |
| 15                                   | 50 E. LAVERTY      | IRL | Team GoEleven                 | Ducati Panigale V4 R | IND   | <b>1'37.356</b> | 2.154 | 0.071 | 7    | 167,953 | <b>294,3</b> |
| 16                                   | 21 M. RINALDI      | ITA | BARNI Racing Team             | Ducati Panigale V4 R | IND   | <b>1'37.612</b> | 2.410 | 0.256 | 11   | 167,512 | <b>291,9</b> |
| 17                                   | 52 A. DELBIANCO    | ITA | Althea Mie Racing Team        | Honda CBR1000RR      | IND   | <b>1'38.548</b> | 3.346 | 0.936 | 8    | 165,921 | <b>277,6</b> |
| ----- Out 107% in this Session ----- |                    |     |                               |                      |       |                 |       |       |      |         |              |
| 18                                   | 11 S. CORTESE      | GER | GRT Yamaha WorldSBK           | Yamaha YZF R1        | IND   |                 |       |       | 0    |         | <b>251,7</b> |

Qualifying Lap Time (107% of 1'35.202): 1'41.867

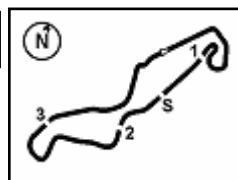
|       |            |     |       |     |
|-------|------------|-----|-------|-----|
| AIR   | Humidity:  | 72% | Temp: | 3°C |
| TRACK | Condition: | Dry | Temp: | 3°C |

|         |           |       |      |       |          |         |      |
|---------|-----------|-------|------|-------|----------|---------|------|
| Records | Pole      | (SP2) | 2017 | J.Rea | 1'33.505 | 174,870 | Km/h |
|         | Race      | (RC1) | 2017 | J.Rea | 1'34.880 | 172,340 | Km/h |
|         | All Times | (SP2) | 2017 | J.Rea | 1'33.505 | 174,870 | Km/h |

Start 13/04/2019 09:00 End 09:21 The results are provisional until the end of the time limit for protests and appeals and the completion of the technical checks.

These data/results cannot be reproduced, stored and/or transmitted in whole or in part by any manner of electronic, mechanical, photocopying, recording, broadcasting or otherwise now known or herein after developed without the previous express consent by the copyright owner, except for reproduction in daily press and regular printed publications on sale to the public within 60 days of the event related to those data/results and always provided that copyright symbol appears together as follows below.

© DORNA WSBK ORGANIZATION Srl 2019



## Motul Dutch Round, 12-14 April 2019

### Results Free Practice 3rd Session

#### Session Highlights

| Local Time | No. Rider       | Description                                            |
|------------|-----------------|--------------------------------------------------------|
| 09.00.00   |                 | Start                                                  |
| 09.00.19   |                 | WorldSBK Pit Intervention Time: 1min 1sec              |
| 09.09.50   | 52 A. DELBIANCO | On Asphalt - Re-Joined - Turn 4                        |
| 09.13.38   | 23 R. KIYONARI  | Current Lap Cancelled - Exceeded Track Limits - Turn 2 |
| 09.19.58   | 7 C. DAVIES     | On Asphalt - Re-Joined - Turn 1                        |
| 09.21.45   |                 | End Of Session                                         |

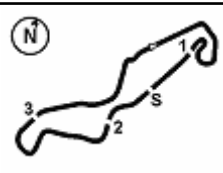
#### Fastest Laps Sequence

| No. | Rider           | Nat | Team                          | Bike             | Local Time   | Time            | Gap    | Avg     |
|-----|-----------------|-----|-------------------------------|------------------|--------------|-----------------|--------|---------|
| 81  | J. TORRES       | ESP | Team Pedercini Racing         | Kawasaki ZX-10RR | 09:03'42.070 | <b>1'39.390</b> |        | 164,516 |
| 91  | L. HASLAM       | GBR | Kawasaki Racing Team WorldSBK | Kawasaki ZX-10RR | 09:03'58.393 | <b>1'37.842</b> | -1.548 | 167,118 |
| 91  | L. HASLAM       | GBR | Kawasaki Racing Team WorldSBK | Kawasaki ZX-10RR | 09:05'35.756 | <b>1'37.363</b> | -0.479 | 167,941 |
| 91  | L. HASLAM       | GBR | Kawasaki Racing Team WorldSBK | Kawasaki ZX-10RR | 09:07'12.760 | <b>1'37.004</b> | -0.359 | 168,562 |
| 81  | J. TORRES       | ESP | Team Pedercini Racing         | Kawasaki ZX-10RR | 09:08'43.197 | <b>1'36.792</b> | -0.212 | 168,931 |
| 91  | L. HASLAM       | GBR | Kawasaki Racing Team WorldSBK | Kawasaki ZX-10RR | 09:08'49.081 | <b>1'36.321</b> | -0.471 | 169,757 |
| 28  | M. REITERBERGER | GER | BMW Motorrad WorldSBK Team    | BMW S1000 RR     | 09:13'53.273 | <b>1'36.220</b> | -0.101 | 169,936 |
| 1   | J. REA          | GBR | Kawasaki Racing Team WorldSBK | Kawasaki ZX-10RR | 09:14'25.971 | <b>1'35.764</b> | -0.456 | 170,745 |
| 1   | J. REA          | GBR | Kawasaki Racing Team WorldSBK | Kawasaki ZX-10RR | 09:16'01.375 | <b>1'35.404</b> | -0.360 | 171,389 |
| 1   | J. REA          | GBR | Kawasaki Racing Team WorldSBK | Kawasaki ZX-10RR | 09:17'36.577 | <b>1'35.202</b> | -0.202 | 171,753 |

Start 09:00 End 09:21 The results are provisional until the end of the time limit for protests and appeals and the completion of the technical checks.

These data/results cannot be reproduced, stored and/or transmitted in whole or in part by any manner of electronic, mechanical, photocopying, recording, broadcasting or otherwise now known or herein after developed without the previous express consent by the copyright owner, except for reproduction in daily press and regular printed publications on sale to the public within 60 days of the event related to those data/results and always provided that copyright symbol appears together as follows below.

© DORNA WSBK ORGANIZATION Srl 2019



TT Circuit Assen 4.542 m

## Motul Dutch Round, 12-14 April 2019 Best Sectors & Speed Free Practice 3rd Session

| BEST LAP |                    |                      |          |
|----------|--------------------|----------------------|----------|
| 1        | 1 J. REA           | Kawasaki ZX-10RR     | 1'35.202 |
| 2        | 66 T. SYKES        | BMW S1000 RR         | 1'35.621 |
| 3        | 22 A. LOWES        | Yamaha YZF R1        | 1'35.874 |
| 4        | 28 M. REITERBERGER | BMW S1000 RR         | 1'35.973 |
| 5        | 19 A. BAUTISTA     | Ducati Panigale V4 R | 1'36.028 |
| 6        | 91 L. HASLAM       | Kawasaki ZX-10RR     | 1'36.094 |
| 7        | 54 T. RAZGATLIOGLU | Kawasaki ZX-10RR     | 1'36.407 |
| 8        | 81 J. TORRES       | Kawasaki ZX-10RR     | 1'36.649 |
| 9        | 7 C. DAVIES        | Ducati Panigale V4 R | 1'36.884 |
| 10       | 2 L. CAMIER        | Honda CBR1000RR      | 1'37.041 |
| 11       | 23 R. KIYONARI     | Honda CBR1000RR      | 1'37.220 |
| 12       | 80 H. BARBERA      | Kawasaki ZX-10RR     | 1'37.236 |
| 13       | 33 M. MELANDRI     | Yamaha YZF R1        | 1'37.237 |
| 14       | 60 M. VAN DER MARK | Yamaha YZF R1        | 1'37.285 |
| 15       | 50 E. LAVERTY      | Ducati Panigale V4 R | 1'37.356 |
| 16       | 21 M. RINALDI      | Ducati Panigale V4 R | 1'37.612 |
| 17       | 52 A. DELBIANCO    | Honda CBR1000RR      | 1'38.548 |
| 18       | 11 S. CORTESE      | Yamaha YZF R1        |          |

| SPEED |                    |                      |       |
|-------|--------------------|----------------------|-------|
| 1     | 1 J. REA           | Kawasaki ZX-10RR     | 295,9 |
| 2     | 19 A. BAUTISTA     | Ducati Panigale V4 R | 294,3 |
| 3     | 50 E. LAVERTY      | Ducati Panigale V4 R | 294,3 |
| 4     | 7 C. DAVIES        | Ducati Panigale V4 R | 292,7 |
| 5     | 91 L. HASLAM       | Kawasaki ZX-10RR     | 292,7 |
| 6     | 33 M. MELANDRI     | Yamaha YZF R1        | 291,9 |
| 7     | 21 M. RINALDI      | Ducati Panigale V4 R | 291,9 |
| 8     | 23 R. KIYONARI     | Honda CBR1000RR      | 291,9 |
| 9     | 22 A. LOWES        | Yamaha YZF R1        | 290,3 |
| 10    | 2 L. CAMIER        | Honda CBR1000RR      | 289,5 |
| 11    | 80 H. BARBERA      | Kawasaki ZX-10RR     | 288,8 |
| 12    | 28 M. REITERBERGER | BMW S1000 RR         | 288,8 |
| 13    | 66 T. SYKES        | BMW S1000 RR         | 288,8 |
| 14    | 54 T. RAZGATLIOGLU | Kawasaki ZX-10RR     | 286,5 |
| 15    | 60 M. VAN DER MARK | Yamaha YZF R1        | 285,0 |
| 16    | 81 J. TORRES       | Kawasaki ZX-10RR     | 284,2 |
| 17    | 52 A. DELBIANCO    | Honda CBR1000RR      | 277,6 |
| 18    | 11 S. CORTESE      | Yamaha YZF R1        | 251,7 |

| SEG. 1 |                    |        |
|--------|--------------------|--------|
| 1      | 1 J. REA           | 31.233 |
| 2      | 22 A. LOWES        | 31.444 |
| 3      | 66 T. SYKES        | 31.478 |
| 4      | 19 A. BAUTISTA     | 31.510 |
| 5      | 91 L. HASLAM       | 31.591 |
| 6      | 28 M. REITERBERGER | 31.600 |
| 7      | 54 T. RAZGATLIOGLU | 31.619 |
| 8      | 33 M. MELANDRI     | 31.746 |
| 9      | 81 J. TORRES       | 31.761 |
| 10     | 60 M. VAN DER MARK | 31.778 |
| 11     | 7 C. DAVIES        | 31.801 |
| 12     | 2 L. CAMIER        | 31.829 |
| 13     | 50 E. LAVERTY      | 31.880 |
| 14     | 80 H. BARBERA      | 31.966 |
| 15     | 21 M. RINALDI      | 32.031 |
| 16     | 23 R. KIYONARI     | 32.054 |
| 17     | 52 A. DELBIANCO    | 32.132 |

| SEG. 2 |                    |        |
|--------|--------------------|--------|
| 1      | 1 J. REA           | 14.252 |
| 2      | 91 L. HASLAM       | 14.262 |
| 3      | 66 T. SYKES        | 14.295 |
| 4      | 19 A. BAUTISTA     | 14.303 |
| 5      | 28 M. REITERBERGER | 14.359 |
| 6      | 22 A. LOWES        | 14.362 |
| 7      | 23 R. KIYONARI     | 14.505 |
| 8      | 7 C. DAVIES        | 14.524 |
| 9      | 54 T. RAZGATLIOGLU | 14.552 |
| 10     | 50 E. LAVERTY      | 14.563 |
| 11     | 80 H. BARBERA      | 14.577 |
| 12     | 33 M. MELANDRI     | 14.636 |
| 13     | 81 J. TORRES       | 14.644 |
| 14     | 2 L. CAMIER        | 14.671 |
| 15     | 60 M. VAN DER MARK | 14.695 |
| 16     | 21 M. RINALDI      | 14.753 |
| 17     | 52 A. DELBIANCO    | 14.961 |
| 18     | 11 S. CORTESE      | 17.045 |

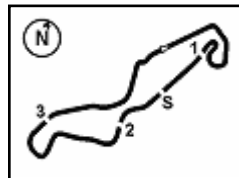
| SEG. 3 |                    |        |
|--------|--------------------|--------|
| 1      | 1 J. REA           | 27.753 |
| 2      | 28 M. REITERBERGER | 27.817 |
| 3      | 66 T. SYKES        | 27.856 |
| 4      | 19 A. BAUTISTA     | 27.889 |
| 5      | 22 A. LOWES        | 27.907 |
| 6      | 91 L. HASLAM       | 27.913 |
| 7      | 81 J. TORRES       | 27.929 |
| 8      | 2 L. CAMIER        | 27.936 |
| 9      | 54 T. RAZGATLIOGLU | 27.999 |
| 10     | 21 M. RINALDI      | 28.008 |
| 11     | 23 R. KIYONARI     | 28.073 |
| 12     | 80 H. BARBERA      | 28.101 |
| 13     | 60 M. VAN DER MARK | 28.145 |
| 14     | 7 C. DAVIES        | 28.156 |
| 15     | 50 E. LAVERTY      | 28.205 |
| 16     | 52 A. DELBIANCO    | 28.223 |
| 17     | 33 M. MELANDRI     | 28.234 |
| 18     | 11 S. CORTESE      | 32.702 |

| SEG. 4 |                    |        |
|--------|--------------------|--------|
| 1      | 1 J. REA           | 21.940 |
| 2      | 66 T. SYKES        | 21.992 |
| 3      | 91 L. HASLAM       | 22.082 |
| 4      | 54 T. RAZGATLIOGLU | 22.082 |
| 5      | 22 A. LOWES        | 22.117 |
| 6      | 28 M. REITERBERGER | 22.144 |
| 7      | 19 A. BAUTISTA     | 22.157 |
| 8      | 81 J. TORRES       | 22.203 |
| 9      | 50 E. LAVERTY      | 22.399 |
| 10     | 7 C. DAVIES        | 22.403 |
| 11     | 23 R. KIYONARI     | 22.476 |
| 12     | 2 L. CAMIER        | 22.546 |
| 13     | 60 M. VAN DER MARK | 22.572 |
| 14     | 80 H. BARBERA      | 22.592 |
| 15     | 33 M. MELANDRI     | 22.621 |
| 16     | 21 M. RINALDI      | 22.762 |
| 17     | 52 A. DELBIANCO    | 22.794 |

13/04/2019

These data/results cannot be reproduced, stored and/or transmitted in whole or in part by any manner of electronic, mechanical, photocopying, recording, broadcasting or otherwise now known or herein after developed without the previous express consent by the copyright owner, except for reproduction in daily press and regular printed publications on sale to the public within 60 days of the event related to those data/results and always provided that copyright symbol appears together as follows below.

© DORNA WSBK ORGANIZATION Srl 2019



TT Circuit Assen 4.542 m

## Motul Dutch Round, 12-14 April 2019

### Ideal Times Free Practice 3rd Session

| No.                       | Rider              | Nat | Bike                 | Seg. 1                      | Seg. 2                  | Seg. 3           | Seg. 4           | Ideal Time                  |      |       |
|---------------------------|--------------------|-----|----------------------|-----------------------------|-------------------------|------------------|------------------|-----------------------------|------|-------|
|                           |                    |     |                      | Diff. 1                     | Diff. 2                 | Diff. 3          | Diff. 4          | Best Lap                    | Pos. | Diff. |
| 1                         | 1 J. REA           | GBR | Kawasaki ZX-10RR     | 31.233                      | <b>14.252</b><br>+0.024 | <b>27.753</b>    | 21.940           | <b>1'35.178</b><br>1'35.202 | 1    | 0.024 |
| 2                         | 66 T. SYKES        | GBR | BMW S1000 RR         | 31.478                      | 14.295                  | 27.856           | 21.992           | <b>1'35.621</b><br>1'35.621 | 2    |       |
| 3                         | 22 A. LOWES        | GBR | Yamaha YZF R1        | 31.444                      | 14.362<br>+0.026        | 27.907           | 22.117<br>+0.018 | <b>1'35.830</b><br>1'35.874 | 3    | 0.044 |
| 4                         | 91 L. HASLAM       | GBR | Kawasaki ZX-10RR     | 31.591                      | 14.262<br>+0.046        | 27.913<br>+0.071 | 22.082<br>+0.129 | <b>1'35.848</b><br>1'36.094 | 6    | 0.246 |
| 5                         | 19 A. BAUTISTA     | ESP | Ducati Panigale V4 R | 31.510                      | 14.303                  | 27.889<br>+0.003 | 22.157<br>+0.166 | <b>1'35.859</b><br>1'36.028 | 5    | 0.169 |
| 6                         | 28 M. REITERBERGER | GER | BMW S1000 RR         | 31.600<br>+0.002            | 14.359                  | 27.817<br>+0.009 | 22.144<br>+0.042 | <b>1'35.920</b><br>1'35.973 | 4    | 0.053 |
| 7                         | 54 T. RAZGATLIOGLU | TUR | Kawasaki ZX-10RR     | 31.619<br>+0.127            | 14.552<br>+0.028        | 27.999           | 22.082           | <b>1'36.252</b><br>1'36.407 | 7    | 0.155 |
| 8                         | 81 J. TORRES       | ESP | Kawasaki ZX-10RR     | 31.761<br>+0.050            | 14.644<br>+0.062        | 27.929           | 22.203           | <b>1'36.537</b><br>1'36.649 | 8    | 0.112 |
| 9                         | 7 C. DAVIES        | GBR | Ducati Panigale V4 R | 31.801                      | 14.524                  | 28.156           | 22.403           | <b>1'36.884</b><br>1'36.884 | 9    |       |
| 10                        | 2 L. CAMIER        | GBR | Honda CBR1000RR      | 31.829<br>+0.018            | 14.671                  | 27.936           | 22.546<br>+0.041 | <b>1'36.982</b><br>1'37.041 | 10   | 0.059 |
| 11                        | 50 E. LAVERTY      | IRL | Ducati Panigale V4 R | 31.880<br>+0.096            | 14.563<br>+0.036        | 28.205<br>+0.033 | 22.399<br>+0.144 | <b>1'37.047</b><br>1'37.356 | 15   | 0.309 |
| 12                        | 23 R. KIYONARI     | JPN | Honda CBR1000RR      | 32.054<br>+0.053            | 14.505<br>+0.059        | 28.073           | 22.476           | <b>1'37.108</b><br>1'37.220 | 11   | 0.112 |
| 13                        | 60 M. VAN DER MARK | NED | Yamaha YZF R1        | 31.778                      | 14.695                  | 28.145<br>+0.082 | 22.572<br>+0.013 | <b>1'37.190</b><br>1'37.285 | 14   | 0.095 |
| 14                        | 80 H. BARBERA      | ESP | Kawasaki ZX-10RR     | 31.966                      | 14.577                  | 28.101           | 22.592           | <b>1'37.236</b><br>1'37.236 | 12   |       |
| 15                        | 33 M. MELANDRI     | ITA | Yamaha YZF R1        | 31.746                      | 14.636                  | 28.234           | 22.621           | <b>1'37.237</b><br>1'37.237 | 13   |       |
| 16                        | 21 M. RINALDI      | ITA | Ducati Panigale V4 R | 32.031<br>+0.046            | 14.753                  | 28.008           | 22.762<br>+0.012 | <b>1'37.554</b><br>1'37.612 | 16   | 0.058 |
| 17                        | 52 A. DELBIANCO    | ITA | Honda CBR1000RR      | 32.132<br>+0.130            | 14.961<br>+0.045        | 28.223           | 22.794<br>+0.263 | <b>1'38.110</b><br>1'38.548 | 17   | 0.438 |
|                           | 11 S. CORTESE      | GER | Yamaha YZF R1        | One or more sectors missing |                         |                  |                  |                             |      |       |
| <b>Overall Ideal Time</b> |                    |     |                      | 31.233                      | 14.252                  | 27.753           | 21.940           | <b>1'35.178</b>             |      |       |

13/04/2019

These data/results cannot be reproduced, stored and/or transmitted in whole or in part by any manner of electronic, mechanical, photocopying, recording, broadcasting or otherwise now known or herein after developed without the previous express consent by the copyright owner, except for reproduction in daily press and regular printed publications on sale to the public within 60 days of the event related to those data/results and always provided that copyright symbol appears together as follows below.

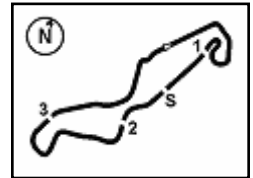
© DORNA WSBK ORGANIZATION Srl 2019

**FICR PERUGIA TIMING**


Official Tyre Supplier



Official Timekeeper



## Motul Dutch Round, 12-14 April 2019 Chronological Analysis Free Practice 3rd Session

TT Circuit Assen 4.542 m

1 / 2

| 1° 1 J. REA (1'35.202) |               |               |               |               |                 |              |             |
|------------------------|---------------|---------------|---------------|---------------|-----------------|--------------|-------------|
| Lap                    | Seg.1         | Seg.2         | Seg.3         | Seg.4         | Lap Time        | km/h         | Local Time  |
| 1                      |               | 14.959        | 28.571        | 22.668        |                 | 286,5        | 9:11'13.770 |
| 2                      | 31.817        | 14.430        | 27.835        | 22.355        | 1'36.437        | 285,7        | 9:12'50.207 |
| 3                      | 31.440        | 14.347        | 27.875        | 22.102        | 1'35.764        | 288,0        | 9:14'25.971 |
| 4                      | 31.402        | <b>14.252</b> | 27.776        | 21.974        | 1'35.404        | <b>295,9</b> | 9:16'01.375 |
| 5                      | <b>31.233</b> | 14.276        | <b>27.753</b> | <b>21.940</b> | <b>1'35.202</b> | 288,8        | 9:17'36.577 |
| 6                      | 32.412        | 14.876        | 29.118        | 30.883        | 1'47.289P       | 288,8        | 9:19'23.866 |
| 7                      | 49.535        | 14.806        | 28.897        | 23.411        | 1'56.649P       | 286,5        | 9:21'20.515 |

12 **31.591** 14.308 27.984 22.211 **1'36.094** 289,5 9:20'14.797

| 2° 66 T. SYKES (1'35.621) |               |               |               |               |                 |              |             |
|---------------------------|---------------|---------------|---------------|---------------|-----------------|--------------|-------------|
| Lap                       | Seg.1         | Seg.2         | Seg.3         | Seg.4         | Lap Time        | km/h         | Local Time  |
| 1                         |               | 15.549        | 28.935        | 23.056        |                 | 280,5        | 9:10'54.147 |
| 2                         | 32.029        | 14.726        | 28.285        | 22.737        | 1'37.777        | 281,3        | 9:12'31.924 |
| 3                         | 32.049        | 14.481        | 28.004        | 22.316        | 1'36.850        | 287,2        | 9:14'08.774 |
| 4                         | 31.552        | 14.368        | 27.910        | 22.316        | 1'36.146        | <b>288,8</b> | 9:15'44.920 |
| 5                         | 31.489        | 14.313        | 27.866        | 22.116        | 1'35.784        | 288,0        | 9:17'20.704 |
| 6                         | <b>31.478</b> | <b>14.295</b> | <b>27.856</b> | <b>21.992</b> | <b>1'35.621</b> | 285,0        | 9:18'56.325 |
| 7                         | 32.528        | 14.661        | 28.135        | 22.061        | 1'37.385        | 285,7        | 9:20'33.710 |

| 7° 54 T. RAZGATLIOGLU (1'36.407) |               |               |               |               |                 |              |             |
|----------------------------------|---------------|---------------|---------------|---------------|-----------------|--------------|-------------|
| Lap                              | Seg.1         | Seg.2         | Seg.3         | Seg.4         | Lap Time        | km/h         | Local Time  |
| 1                                |               | 16.099        | 30.620        | 23.703        |                 | 280,5        | 9:05'09.233 |
| 2                                | 33.258        | 15.221        | 28.938        | 22.783        | 1'40.200        | 281,3        | 9:06'49.433 |
| 3                                | 32.350        | 14.951        | 28.336        | 22.589        | 1'38.226        | <b>286,5</b> | 9:08'27.659 |
| 4                                | 32.092        | 14.741        | 28.446        | 22.438        | 1'37.717        | 285,0        | 9:10'05.376 |
| 5                                | 32.001        | 14.823        | 28.279        | 22.322        | 1'37.425        | <b>286,5</b> | 9:11'42.801 |
| 6                                | 31.849        | 14.589        | 28.174        | 22.217        | 1'36.829        | 285,7        | 9:13'19.630 |
| 7                                | 31.746        | 14.580        | <b>27.999</b> | <b>22.082</b> | <b>1'36.407</b> | 285,0        | 9:14'56.037 |
| 8                                | 31.820        | 14.637        | 28.184        | 22.306        | 1'36.947        | 285,0        | 9:16'32.984 |
| 9                                | <b>31.619</b> | 14.616        | 28.082        | 22.139        | 1'36.456        | <b>286,5</b> | 9:18'09.440 |
| 10                               | 31.852        | <b>14.552</b> | 28.132        | 22.210        | 1'36.746        | 285,7        | 9:19'46.186 |
| 11                               | 31.965        | 14.591        | 28.151        | 22.332        | 1'37.039        | <b>286,5</b> | 9:21'23.225 |

| 3° 22 A. LOWES (1'35.874) |               |               |               |               |                 |              |             |
|---------------------------|---------------|---------------|---------------|---------------|-----------------|--------------|-------------|
| Lap                       | Seg.1         | Seg.2         | Seg.3         | Seg.4         | Lap Time        | km/h         | Local Time  |
| 1                         |               | 15.564        | 29.066        | 23.225        |                 | 285,0        | 9:12'46.434 |
| 2                         | 32.359        | 14.886        | 28.237        | 22.620        | 1'38.102        | 284,2        | 9:14'24.536 |
| 3                         | 31.947        | 14.580        | 28.982        | 22.240        | 1'37.749        | 285,0        | 9:16'02.285 |
| 4                         | 31.504        | 14.446        | 28.099        | <b>22.117</b> | 1'36.166        | <b>290,3</b> | 9:17'38.451 |
| 5                         | 31.483        | <b>14.362</b> | 27.948        | 22.203        | 1'35.996        | 288,8        | 9:19'14.447 |
| 6                         | <b>31.444</b> | 14.388        | <b>27.907</b> | 22.135        | <b>1'35.874</b> | 289,5        | 9:20'50.321 |

| 8° 81 J. TORRES (1'36.649) |               |               |               |               |                 |              |             |
|----------------------------|---------------|---------------|---------------|---------------|-----------------|--------------|-------------|
| Lap                        | Seg.1         | Seg.2         | Seg.3         | Seg.4         | Lap Time        | km/h         | Local Time  |
| 1                          |               | 15.978        | 29.388        | 23.372        |                 | 272,7        | 9:02'02.680 |
| 2                          | 33.018        | 14.989        | 28.575        | 22.808        | 1'39.390        | 280,5        | 9:03'42.070 |
| 3                          | 35.608        | 18.447        | 29.357        | 23.382        | 1'46.794        | 238,4        | 9:05'28.864 |
| 4                          | 32.090        | 14.778        | 28.204        | 22.469        | 1'37.541        | 281,3        | 9:07'06.405 |
| 5                          | 31.872        | <b>14.644</b> | 28.019        | 22.257        | 1'36.792        | <b>284,2</b> | 9:08'43.197 |
| 6                          | 31.811        | 14.706        | <b>27.929</b> | <b>22.203</b> | <b>1'36.649</b> | 282,7        | 9:10'19.846 |
| 7                          | 31.994        | 14.993        | 28.379        | 33.824        | 1'49.190P       | 279,8        | 9:12'09.036 |
| 8                          | 4'07.898      | 15.031        | 28.876        | 22.583        | 5'14.388P       | 282,0        | 9:17'23.424 |
| 9                          | 32.102        | 14.813        | 28.083        | 22.645        | 1'37.643        | 280,5        | 9:19'01.067 |
| 10                         | <b>31.761</b> | 14.672        | 28.103        | 22.423        | 1'36.959        | 280,5        | 9:20'38.026 |

| 4° 28 M. REITERBERGER (1'35.973) |               |               |               |               |                 |              |             |
|----------------------------------|---------------|---------------|---------------|---------------|-----------------|--------------|-------------|
| Lap                              | Seg.1         | Seg.2         | Seg.3         | Seg.4         | Lap Time        | km/h         | Local Time  |
| 1                                |               | 15.876        | 28.927        | 22.864        |                 | 268,0        | 9:07'22.071 |
| 2                                | 31.902        | 14.481        | 27.912        | 22.466        | 1'36.761        | 283,5        | 9:08'58.832 |
| 3                                | 32.061        | 14.555        | 27.872        | 22.474        | 1'36.962        | <b>288,8</b> | 9:10'35.794 |
| 4                                | 35.365        | 15.271        | 28.272        | 22.351        | 1'41.259        | 276,9        | 9:12'17.053 |
| 5                                | 31.712        | 14.547        | <b>27.817</b> | <b>22.144</b> | 1'36.220        | 285,0        | 9:13'53.273 |
| 6                                | 31.602        | <b>14.359</b> | 27.826        | 22.186        | <b>1'35.973</b> | 286,5        | 9:15'29.246 |
| 7                                | <b>31.600</b> | 14.372        | 27.950        | 22.469        | 1'36.391        | 281,3        | 9:17'05.637 |
| 8                                | 34.736        | 15.668        | 29.248        | 22.307        | 1'41.959        | 277,6        | 9:18'47.596 |
| 9                                | 35.037        | 14.833        | 28.543        | 22.990        | 1'41.403        | 284,2        | 9:20'28.999 |

| 9° 7 C. DAVIES (1'36.884) |               |               |               |               |                 |              |             |
|---------------------------|---------------|---------------|---------------|---------------|-----------------|--------------|-------------|
| Lap                       | Seg.1         | Seg.2         | Seg.3         | Seg.4         | Lap Time        | km/h         | Local Time  |
| 1                         |               | 15.498        | 29.196        | 23.213        |                 | 276,9        | 9:02'42.269 |
| 2                         | 32.666        | 14.892        | 28.627        | 22.819        | 1'39.004        | 289,5        | 9:04'21.273 |
| 3                         | 33.201        | 14.858        | 28.835        | 22.838        | 1'39.732        | 291,9        | 9:06'01.005 |
| 4                         | 31.997        | 14.646        | <b>28.156</b> | 22.495        | 1'37.294        | 291,9        | 9:07'38.299 |
| 5                         | <b>31.801</b> | <b>14.524</b> | <b>28.156</b> | <b>22.403</b> | <b>1'36.884</b> | <b>292,7</b> | 9:09'15.183 |
| 6                         | 33.971        | 14.887        | 28.707        | 31.741        | 1'49.306P       | 290,3        | 9:11'04.489 |
| 7                         | 6'43.286      | 14.887        | 28.714        | 22.895        | 7'49.782P       | 290,3        | 9:18'54.271 |
| 8                         | 35.413        | 14.800        | 28.957        | 22.919        | 1'42.089        | 291,9        | 9:20'36.360 |

| 5° 19 A. BAUTISTA (1'36.028) |               |               |               |               |                 |              |             |
|------------------------------|---------------|---------------|---------------|---------------|-----------------|--------------|-------------|
| Lap                          | Seg.1         | Seg.2         | Seg.3         | Seg.4         | Lap Time        | km/h         | Local Time  |
| 1                            |               | 14.941        | 28.944        | 23.078        |                 | 290,3        | 9:13'33.228 |
| 2                            | 32.297        | 14.820        | 28.513        | 22.470        | 1'38.100        | 291,9        | 9:15'11.328 |
| 3                            | 32.085        | 14.479        | 28.104        | 22.186        | 1'36.854        | 292,7        | 9:16'48.182 |
| 4                            | 31.706        | 14.437        | <b>27.889</b> | <b>22.157</b> | 1'36.189        | <b>294,3</b> | 9:18'24.371 |
| 5                            | <b>31.510</b> | <b>14.303</b> | 27.892        | 22.323        | <b>1'36.028</b> | 290,3        | 9:20'00.399 |

| 10° 2 L. CAMIER (1'37.041) |               |               |               |               |                 |              |             |
|----------------------------|---------------|---------------|---------------|---------------|-----------------|--------------|-------------|
| Lap                        | Seg.1         | Seg.2         | Seg.3         | Seg.4         | Lap Time        | km/h         | Local Time  |
| 1                          |               | 15.408        | 28.650        | 22.852        |                 | 282,7        | 9:09'50.752 |
| 2                          | <b>31.829</b> | 14.708        | 28.099        | 22.691        | 1'37.327        | 288,8        | 9:11'28.079 |
| 3                          | 31.847        | <b>14.671</b> | <b>27.936</b> | 22.587        | <b>1'37.041</b> | <b>289,5</b> | 9:13'05.120 |
| 4                          | 31.969        | 14.781        | 28.168        | 22.661        | 1'37.579        | 288,0        | 9:14'42.699 |
| 5                          | 31.838        | 14.740        | 28.277        | 22.601        | 1'37.456        | 288,0        | 9:16'20.155 |
| 6                          | 31.906        | 14.796        | 28.123        | <b>22.546</b> | 1'37.371        | 285,7        | 9:17'57.526 |
| 7                          | 38.345        | 15.182        | 29.184        | 24.282        | 1'46.993        | 284,2        | 9:19'44.519 |
| 8                          | 34.836        | 15.227        | 29.417        | 23.375        | 1'42.855        | 282,0        | 9:21'27.374 |

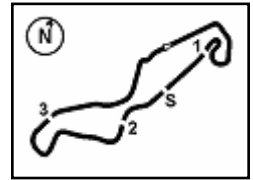
| 6° 91 L. HASLAM (1'36.094) |        |               |               |               |          |              |             |
|----------------------------|--------|---------------|---------------|---------------|----------|--------------|-------------|
| Lap                        | Seg.1  | Seg.2         | Seg.3         | Seg.4         | Lap Time | km/h         | Local Time  |
| 1                          |        | 15.983        | 30.227        | 23.851        |          | 283,5        | 9:02'20.551 |
| 2                          | 32.252 | 14.582        | 28.397        | 22.611        | 1'37.842 | 288,0        | 9:03'58.393 |
| 3                          | 32.347 | 14.530        | 28.169        | 22.317        | 1'37.363 | 288,8        | 9:05'35.756 |
| 4                          | 32.025 | 14.513        | 28.189        | 22.277        | 1'37.004 | 287,2        | 9:07'12.760 |
| 5                          | 31.794 | 14.392        | 28.053        | <b>22.082</b> | 1'36.321 | 291,9        | 9:08'49.081 |
| 6                          | 32.515 | 14.901        | 29.585        | 22.654        | 1'39.655 | 282,7        | 9:10'28.736 |
| 7                          | 31.655 | 14.415        | 28.070        | 22.556        | 1'36.696 | <b>292,7</b> | 9:12'05.432 |
| 8                          | 31.694 | 14.421        | 28.217        | 22.331        | 1'36.663 | 290,3        | 9:13'42.095 |
| 9                          | 36.200 | 15.135        | 28.629        | 22.402        | 1'42.366 | 287,2        | 9:15'24.461 |
| 10                         | 31.631 | <b>14.262</b> | <b>27.913</b> | 23.394        | 1'37.200 | <b>292,7</b> | 9:17'01.661 |
| 11                         | 31.749 | 14.523        | 28.473        | 22.297        | 1'37.042 | 290,3        | 9:18'38.703 |

| 11° 23 R. KIYONARI (1'37.220) |               |               |               |               |                 |              |             |
|-------------------------------|---------------|---------------|---------------|---------------|-----------------|--------------|-------------|
| Lap                           | Seg.1         | Seg.2         | Seg.3         | Seg.4         | Lap Time        | km/h         | Local Time  |
| 1                             |               | 15.200        | 29.303        | 23.368        |                 | 284,2        | 9:11'23.530 |
| 2                             | 32.731        | 14.754        | 28.251        | 22.919        | 1'38.655        | 289,5        | 9:13'02.185 |
| 3                             | 38.257        | 14.914        | 28.831        | 23.100        | 1'45.102C       | 284,2        | 9:14'47.287 |
| 4                             | 32.107        | 14.564        | <b>28.073</b> | <b>22.476</b> | <b>1'37.220</b> | 289,5        | 9:16'24.507 |
| 5                             | <b>32.054</b> | 14.624        | 28.155        | 22.687        | 1'37.520        | <b>291,9</b> | 9:18'02.027 |
| 6                             | 32.316        | 14.741        | 28.202        | 22.739        | 1'37.998        | 285,0        | 9:19'40.025 |
| 7                             | 32.107        | <b>14.505</b> | 28.081        | 22.594        | 1'37.287        | 288,0        | 9:21'17.312 |

13/04/2019 P = Pits In/Out - C = Lap Time Cancelled

These data/results cannot be reproduced, stored and/or transmitted in whole or in part by any manner of electronic, mechanical, photocopying, recording, broadcasting or otherwise now known or herein after developed without the previous express consent by the copyright owner, except for reproduction in daily press and regular printed publications on sale to the public within 60 days of the event related to those data/results and always provided that copyright symbol appears together as follows below.

© DORNA WSBK ORGANIZATION Srl 2019



## Motul Dutch Round, 12-14 April 2019 Chronological Analysis Free Practice 3rd Session

TT Circuit Assen 4.542 m

2 / 2

| 12° 80 H. BARBERA (1'37.236) |               |               |               |               |                 |              |             |
|------------------------------|---------------|---------------|---------------|---------------|-----------------|--------------|-------------|
| Lap                          | Seg.1         | Seg.2         | Seg.3         | Seg.4         | Lap Time        | km/h         | Local Time  |
| 1                            |               | 15.804        | 33.082        | 23.994        |                 | 279,8        | 9:01'55.476 |
| 2                            | 34.224        | 16.412        | 34.317        | 23.127        | 1'48.080        | 252,3        | 9:03'43.556 |
| 3                            | 32.079        | 15.021        | 31.486        | 24.134        | 1'42.720        | 287,2        | 9:05'26.276 |
| 4                            | 32.037        | 14.712        | 28.221        | 22.813        | 1'37.783        | 284,2        | 9:07'04.059 |
| 5                            | 32.406        | 15.167        | 29.844        | 22.727        | 1'40.144        | 280,5        | 9:08'44.203 |
| 6                            | <b>31.966</b> | <b>14.577</b> | <b>28.101</b> | <b>22.592</b> | <b>1'37.236</b> | <b>288,8</b> | 9:10'21.439 |
| 7                            | 32.058        | 14.820        | 28.429        | 22.784        | 1'38.091        | 282,7        | 9:11'59.530 |
| 8                            | 36.022        | 15.129        | 29.652        | 22.797        | 1'43.600        | 279,8        | 9:13'43.130 |
| 9                            | 34.582        | 15.148        | 29.415        | 23.244        | 1'42.389        | 282,0        | 9:15'25.519 |
| 10                           | 32.280        | 14.688        | 28.466        | 22.848        | 1'38.282        | 287,2        | 9:17'03.801 |
| 11                           | 35.985        | 15.386        | 30.691        | 33.968        | 1'56.030P       | 282,7        | 9:18'59.831 |
| 12                           | 1'04.606      | 17.094        | 35.149        | 26.636        | 2'23.485P       | 260,2        | 9:21'23.316 |

|   |               |               |               |               |                 |              |             |
|---|---------------|---------------|---------------|---------------|-----------------|--------------|-------------|
| 2 | 34.230        | 15.328        | 28.413        | 22.890        | 1'40.861        | 274,8        | 9:03'42.753 |
| 3 | 32.377        | 15.187        | 28.420        | 22.824        | 1'38.808        | 273,4        | 9:05'21.561 |
| 4 | <b>32.132</b> | 17.667        | 32.980        | 23.741        | 1'46.520        | 272,0        | 9:07'08.081 |
| 5 | 32.262        | 15.085        | 28.443        | 23.077        | 1'38.867        | 276,9        | 9:08'46.948 |
| 6 | 1'09.940      | 20.391        | 34.630        | 34.046        | 2'39.007P       | 201,9        | 9:11'25.955 |
| 7 | 4'39.507      | 15.724        | 29.021        | 23.095        | 5'47.347P       | 274,1        | 9:17'13.302 |
| 8 | 32.262        | 15.006        | <b>28.223</b> | 23.057        | <b>1'38.548</b> | 273,4        | 9:18'51.850 |
| 9 | 32.357        | <b>14.961</b> | 28.492        | <b>22.794</b> | 1'38.604        | <b>277,6</b> | 9:20'30.454 |

| 13° 33 M. MELANDRI (1'37.237) |               |               |               |               |                 |              |             |
|-------------------------------|---------------|---------------|---------------|---------------|-----------------|--------------|-------------|
| Lap                           | Seg.1         | Seg.2         | Seg.3         | Seg.4         | Lap Time        | km/h         | Local Time  |
| 1                             |               | 16.604        | 31.218        | 24.684        |                 | 272,0        | 9:02'41.691 |
| 2                             | 34.037        | 15.387        | 29.130        | 23.310        | 1'41.864        | 286,5        | 9:04'23.555 |
| 3                             | 33.032        | 15.171        | 29.011        | 23.064        | 1'40.278        | 281,3        | 9:06'03.833 |
| 4                             | 32.125        | 14.660        | 28.405        | 22.928        | 1'38.118        | 287,2        | 9:07'41.951 |
| 5                             | 32.741        | 15.097        | 29.406        | 33.620        | 1'50.864P       | 284,2        | 9:09'32.815 |
| 6                             | 5'06.509      | 15.388        | 29.273        | 23.260        | 6'14.430P       | 285,7        | 9:15'47.245 |
| 7                             | 32.263        | 14.966        | 28.460        | 23.031        | 1'38.720        | 286,5        | 9:17'25.965 |
| 8                             | 32.030        | 14.672        | 28.329        | 22.684        | 1'37.715        | 287,2        | 9:19'03.680 |
| 9                             | <b>31.746</b> | <b>14.636</b> | <b>28.234</b> | <b>22.621</b> | <b>1'37.237</b> | <b>291,9</b> | 9:20'40.917 |

| 14° 60 M. VAN DER MARK (1'37.285) |               |               |               |               |                 |              |             |
|-----------------------------------|---------------|---------------|---------------|---------------|-----------------|--------------|-------------|
| Lap                               | Seg.1         | Seg.2         | Seg.3         | Seg.4         | Lap Time        | km/h         | Local Time  |
| 1                                 |               | 15.675        | 29.316        | 23.214        |                 | 281,3        | 9:16'52.282 |
| 2                                 | 32.541        | 14.861        | <b>28.145</b> | <b>22.572</b> | 1'38.119        | 279,8        | 9:18'30.401 |
| 3                                 | <b>31.778</b> | <b>14.695</b> | 28.227        | 22.585        | <b>1'37.285</b> | <b>285,0</b> | 9:20'07.686 |

| 15° 50 E. LAVERTY (1'37.356) |               |               |               |               |                 |              |             |
|------------------------------|---------------|---------------|---------------|---------------|-----------------|--------------|-------------|
| Lap                          | Seg.1         | Seg.2         | Seg.3         | Seg.4         | Lap Time        | km/h         | Local Time  |
| 1                            |               | 16.156        | 30.838        | 33.589        |                 | 262,8        | 9:02'29.281 |
| 2                            | 7'11.523      | 15.138        | 29.045        | 22.991        | 8'18.697P       | 283,5        | 9:10'47.978 |
| 3                            | 32.168        | 14.684        | 28.279        | 22.841        | 1'37.972        | 290,3        | 9:12'25.950 |
| 4                            | <b>31.880</b> | 14.622        | 28.263        | 22.677        | 1'37.442        | 282,0        | 9:14'03.392 |
| 5                            | 31.938        | 14.638        | <b>28.205</b> | 22.589        | 1'37.370        | 289,5        | 9:15'40.762 |
| 6                            | 31.976        | 14.599        | 28.238        | 22.543        | <b>1'37.356</b> | 288,8        | 9:17'18.118 |
| 7                            | 31.991        | <b>14.563</b> | 28.307        | 22.539        | 1'37.400        | <b>294,3</b> | 9:18'55.518 |
| 8                            | 32.157        | 14.598        | 28.464        | <b>22.399</b> | 1'37.618        | 291,9        | 9:20'33.136 |

| 16° 21 M. RINALDI (1'37.612) |               |               |               |               |                 |              |             |
|------------------------------|---------------|---------------|---------------|---------------|-----------------|--------------|-------------|
| Lap                          | Seg.1         | Seg.2         | Seg.3         | Seg.4         | Lap Time        | km/h         | Local Time  |
| 1                            |               | 16.645        | 29.790        | 23.793        |                 | 278,4        | 9:02'04.988 |
| 2                            | 33.170        | 15.307        | 28.912        | 23.473        | 1'40.862        | 288,8        | 9:03'45.850 |
| 3                            | 32.596        | 15.142        | 28.426        | 23.358        | 1'39.522        | 288,0        | 9:05'25.372 |
| 4                            | 32.338        | 14.998        | 28.185        | 22.858        | 1'38.379        | 288,8        | 9:07'03.751 |
| 5                            | 32.077        | <b>14.753</b> | <b>28.008</b> | 22.774        | <b>1'37.612</b> | 290,3        | 9:08'41.363 |
| 6                            | 32.112        | 14.979        | 28.380        | <b>22.762</b> | 1'38.233        | <b>291,9</b> | 9:10'19.596 |
| 7                            | 34.632        | 15.897        | 31.514        | 24.530        | 1'46.573        | 274,1        | 9:12'06.169 |
| 8                            | 32.113        | 14.776        | 28.338        | 22.968        | 1'38.195        | 291,1        | 9:13'44.364 |
| 9                            | <b>32.031</b> | 14.882        | 28.332        | 22.916        | 1'38.161        | 285,7        | 9:15'22.525 |
| 10                           | 32.145        | 14.874        | 28.507        | 23.525        | 1'39.051        | 290,3        | 9:17'01.576 |
| 11                           | 37.554        | 15.447        | 32.243        | 23.653        | 1'48.897        | 288,0        | 9:18'50.473 |
| 12                           | 32.380        | 15.125        | 28.826        | 32.853        | 1'49.184P       | 279,1        | 9:20'39.657 |

| 17° 52 A. DELBIANCO (1'38.548) |       |        |        |        |          |       |             |
|--------------------------------|-------|--------|--------|--------|----------|-------|-------------|
| Lap                            | Seg.1 | Seg.2  | Seg.3  | Seg.4  | Lap Time | km/h  | Local Time  |
| 1                              |       | 16.976 | 30.480 | 24.269 |          | 235,8 | 9:02'01.892 |

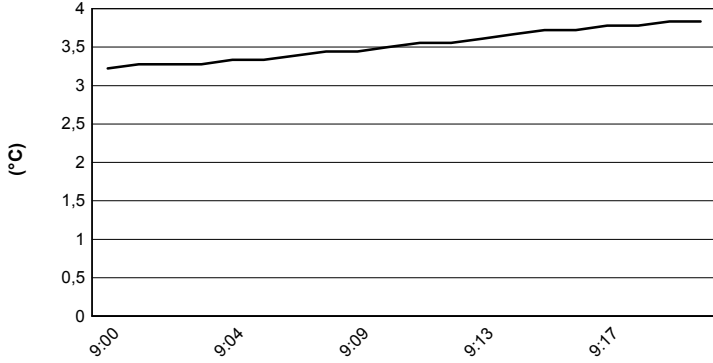
13/04/2019 P = Pits In/Out - C = Lap Time Cancelled

These data/results cannot be reproduced, stored and/or transmitted in whole or in part by any manner of electronic, mechanical, photocopying, recording, broadcasting or otherwise now known or herein after developed without the previous express consent by the copyright owner, except for reproduction in daily press and regular printed publications on sale to the public within 60 days of the event related to those data/results and always provided that copyright symbol appears together as follows below.

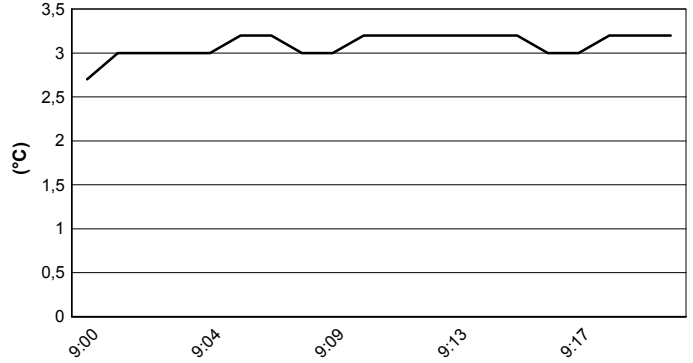
© DORNA WSBK ORGANIZATION Srl 2019

**Motul Dutch Round, 12-14 April 2019**  
**Weather Report Free Practice 3rd Session**  
 Session started 09:00 - Session ended 9:21

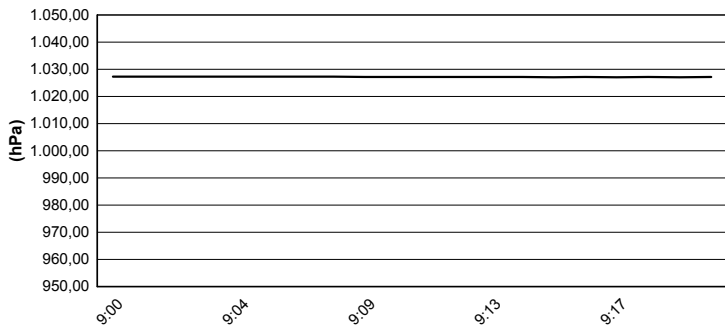
### Air Temperature



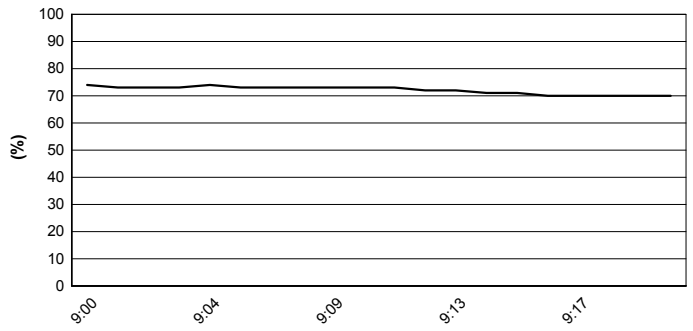
### Track Temperature



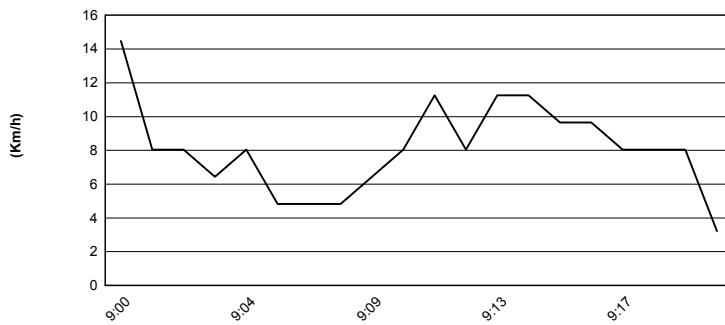
### Air Pressure



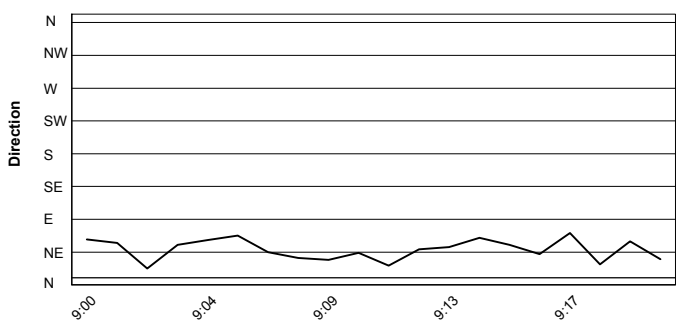
### Humidity



### Wind Speed



### Wind Direction



13/04/2019

These data/results cannot be reproduced, stored and/or transmitted in whole or in part by any manner of electronic, mechanical, photocopying, recording, broadcasting or otherwise now known or herein after developed without the previous express consent by the copyright owner, except for reproduction in daily press and regular printed publications on sale to the public within 60 days of the event related to those data/results and always provided that copyright symbol appears together as follows below.

© DORNA WSBK ORGANIZATION Srl 2019