

TT Circuit Assen 4.542 m

1 / 2

**Motul Dutch Round, 12-14 April 2019**
**Results Tissot Superpole**

No.	Rider	Nat	Team	Bike	Class	Time	Gap	Rel.	Laps	Speed	
										Avg	Max
1	19 A. BAUTISTA	ESP	ARUBA.IT Racing - Ducati	Ducati Panigale V4 R		<b>1'34.740</b>			10	172,590	<b>300,8</b>
2	60 M. VAN DER MARK	NED	Pata Yamaha WorldSBK Team	Yamaha YZF R1		<b>1'34.822</b>	0.082	0.082	8	172,441	<b>295,1</b>
3	28 M. REITERBERGER	GER	BMW Motorrad WorldSBK Team	BMW S1000 RR		<b>1'34.828</b>	0.088	0.006	10	172,430	<b>292,7</b>
4	22 A. LOWES	GBR	Pata Yamaha WorldSBK Team	Yamaha YZF R1		<b>1'34.935</b>	0.195	0.107	8	172,236	<b>296,7</b>
5	91 L. HASLAM	GBR	Kawasaki Racing Team WorldSBK	Kawasaki ZX-10RR		<b>1'35.086</b>	0.346	0.151	10	171,962	<b>296,7</b>
6	66 T. SYKES	GBR	BMW Motorrad WorldSBK Team	BMW S1000 RR		<b>1'35.155</b>	0.415	0.069	6	171,838	<b>287,2</b>
7	7 C. DAVIES	GBR	ARUBA.IT Racing - Ducati	Ducati Panigale V4 R		<b>1'35.288</b>	0.548	0.133	10	171,598	<b>300,0</b>
8	1 J. REA	GBR	Kawasaki Racing Team WorldSBK	Kawasaki ZX-10RR		<b>1'35.530</b>	0.790	0.242	7	171,163	<b>295,1</b>
9	54 T. RAZGATLIOGLU	TUR	Turkish Puccetti Racing	Kawasaki ZX-10RR	IND	<b>1'35.844</b>	1.104	0.314	7	170,602	<b>290,3</b>
10	2 L. CAMIER	GBR	Moriwaki Althea Honda Team	Honda CBR1000RR		<b>1'35.920</b>	1.180	0.076	10	170,467	<b>292,7</b>
11	81 J. TORRES	ESP	Team Pedercini Racing	Kawasaki ZX-10RR	IND	<b>1'36.076</b>	1.336	0.156	11	170,190	<b>288,0</b>
12	11 S. CORTESE	GER	GRT Yamaha WorldSBK	Yamaha YZF R1	IND	<b>1'36.175</b>	1.435	0.099	1	170,015	<b>293,5</b>
13	50 E. LAVERTY	IRL	Team GoEleven	Ducati Panigale V4 R	IND	<b>1'36.222</b>	1.482	0.047	8	169,932	<b>292,7</b>
14	52 A. DELBIANCO	ITA	Althea Mie Racing Team	Honda CBR1000RR	IND	<b>1'36.828</b>	2.088	0.606	7	168,869	<b>282,7</b>
15	23 R. KIYONARI	JPN	Moriwaki Althea Honda Team	Honda CBR1000RR		<b>1'36.879</b>	2.139	0.051	9	168,780	<b>291,1</b>
16	33 M. MELANDRI	ITA	GRT Yamaha WorldSBK	Yamaha YZF R1	IND	<b>1'37.042</b>	2.302	0.163	8	168,496	<b>291,1</b>
17	21 M. RINALDI	ITA	BARNI Racing Team	Ducati Panigale V4 R	IND	<b>1'37.221</b>	2.481	0.179	7	168,186	<b>295,9</b>
18	80 H. BARBERA	ESP	Orelac Racing VerdNatura	Kawasaki ZX-10RR	IND	<b>1'37.283</b>	2.543	0.062	7	168,079	<b>291,1</b>

N.81 (Torres J.) and N.80 (Barbera H.) have been penalized according to art.1.23.2

AIR	Humidity:	65%	Temp:	4°C
TRACK	Condition:	Dry	Temp:	7°C

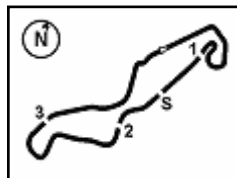
Records	Pole	(SP2)	2017	J.Rea	1'33.505	174,870	Km/h
	Race	(RC1)	2017	J.Rea	1'34.880	172,340	Km/h
	All Times	(SP2)	2017	J.Rea	1'33.505	174,870	Km/h

Start	End
13/04/2019 11:00	11:26

The results are provisional until the end of the time limit for protests and appeals and the completion of the technical checks.

These data/results cannot be reproduced, stored and/or transmitted in whole or in part by any manner of electronic, mechanical, photocopying, recording, broadcasting or otherwise now known or herein after developed without the previous express consent by the copyright owner, except for reproduction in daily press and regular printed publications on sale to the public within 60 days of the event related to those data/results and always provided that copyright symbol appears together as follows below.

© DORNA WSBK ORGANIZATION Srl 2019



## Motul Dutch Round, 12-14 April 2019

### Results Tissot Superpole

#### Session Highlights

Local Time	No. Rider	Description
11.00.00		Start
11.00.11		WorldSBK Pit Intervention Time: 1min 1sec
11.05.06	11 S. CORTESE	Crashed - Turn 12
11.08.38	28 M. REITERBERGER	On the Gravel - Re-Joined - Turn 16
11.08.48	52 A. DELBIANCO	On Asphalt - Re-Joined - Turn 9
11.23.30	23 R. KIYONARI	Crashed - Turn 13
11.23.35	54 T. RAZGATLIOGLU	Crashed - Turn 13
11.23.44		RED FLAG - SESSION ENDED
11.26.03		End Of Session
11.30.00	23 R. KIYONARI	Medical Centre
11.30.05	54 T. RAZGATLIOGLU	Medical Centre

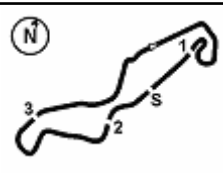
#### Fastest Laps Sequence

No.	Rider	Nat	Team	Bike	Local Time	Time	Gap	Avg
50	E. LAVERTY	IRL	Team Gooleven	Ducati Panigale V4 R	11:03'20.202	<b>1'36.727</b>		169,045
91	L. HASLAM	GBR	Kawasaki Racing Team WorldSBK	Kawasaki ZX-10RR	11:03'20.410	<b>1'35.750</b>	-0.977	170,770
60	M. VAN DER MARK	NED	Pata Yamaha WorldSBK Team	Yamaha YZF R1	11:03'22.086	<b>1'35.301</b>	-0.449	171,574
60	M. VAN DER MARK	NED	Pata Yamaha WorldSBK Team	Yamaha YZF R1	11:04'57.277	<b>1'35.191</b>	-0.110	171,773
22	A. LOWES	GBR	Pata Yamaha WorldSBK Team	Yamaha YZF R1	11:04'59.333	<b>1'34.935</b>	-0.256	172,236
60	M. VAN DER MARK	NED	Pata Yamaha WorldSBK Team	Yamaha YZF R1	11:11'29.152	<b>1'34.822</b>	-0.113	172,441
19	A. BAUTISTA	ESP	ARUBA.IT Racing - Ducati	Ducati Panigale V4 R	11:23'27.787	<b>1'34.740</b>	-0.082	172,590

Start 11:00 End 11:26 The results are provisional until the end of the time limit for protests and appeals and the completion of the technical checks.

These data/results cannot be reproduced, stored and/or transmitted in whole or in part by any manner of electronic, mechanical, photocopying, recording, broadcasting or otherwise now known or herein after developed without the previous express consent by the copyright owner, except for reproduction in daily press and regular printed publications on sale to the public within 60 days of the event related to those data/results and always provided that copyright symbol appears together as follows below.

© DORNA WSBK ORGANIZATION Srl 2019



TT Circuit Assen 4.542 m

## Motul Dutch Round, 12-14 April 2019

### Best Sectors & Speed Tissot Superpole

BEST LAP		
1	19 A. BAUTISTA	Ducati Panigale V4 R 1'34.740
2	60 M. VAN DER MARK	Yamaha YZF R1 1'34.822
3	28 M. REITERBERGER	BMW S1000 RR 1'34.828
4	22 A. LOWES	Yamaha YZF R1 1'34.935
5	91 L. HASLAM	Kawasaki ZX-10RR 1'35.086
6	66 T. SYKES	BMW S1000 RR 1'35.155
7	7 C. DAVIES	Ducati Panigale V4 R 1'35.288
8	1 J. REA	Kawasaki ZX-10RR 1'35.530
9	54 T. RAZGATLIOGLU	Kawasaki ZX-10RR 1'35.844
10	2 L. CAMIER	Honda CBR1000RR 1'35.920
11	81 J. TORRES	Kawasaki ZX-10RR 1'36.076
12	11 S. CORTESE	Yamaha YZF R1 1'36.175
13	50 E. LAVERTY	Ducati Panigale V4 R 1'36.222
14	52 A. DELBIANCO	Honda CBR1000RR 1'36.828
15	23 R. KIYONARI	Honda CBR1000RR 1'36.879
16	33 M. MELANDRI	Yamaha YZF R1 1'37.042
17	21 M. RINALDI	Ducati Panigale V4 R 1'37.221
18	80 H. BARBERA	Kawasaki ZX-10RR 1'37.283

SPEED		
1	19 A. BAUTISTA	Ducati Panigale V4 R 300,8
2	7 C. DAVIES	Ducati Panigale V4 R 300,0
3	22 A. LOWES	Yamaha YZF R1 296,7
4	91 L. HASLAM	Kawasaki ZX-10RR 296,7
5	21 M. RINALDI	Ducati Panigale V4 R 295,9
6	1 J. REA	Kawasaki ZX-10RR 295,1
7	60 M. VAN DER MARK	Yamaha YZF R1 295,1
8	11 S. CORTESE	Yamaha YZF R1 293,5
9	28 M. REITERBERGER	BMW S1000 RR 292,7
10	50 E. LAVERTY	Ducati Panigale V4 R 292,7
11	2 L. CAMIER	Honda CBR1000RR 292,7
12	23 R. KIYONARI	Honda CBR1000RR 291,1
13	33 M. MELANDRI	Yamaha YZF R1 291,1
14	80 H. BARBERA	Kawasaki ZX-10RR 291,1
15	54 T. RAZGATLIOGLU	Kawasaki ZX-10RR 290,3
16	81 J. TORRES	Kawasaki ZX-10RR 288,0
17	66 T. SYKES	BMW S1000 RR 287,2
18	52 A. DELBIANCO	Honda CBR1000RR 287,2

SEG. 1		SEG. 2		SEG. 3		SEG. 4	
1	66 T. SYKES 30.738	1	19 A. BAUTISTA 14.079	1	60 M. VAN DER MARK 27.472	1	22 A. LOWES 21.789
2	7 C. DAVIES 30.920	2	28 M. REITERBERGER 14.131	2	22 A. LOWES 27.491	2	19 A. BAUTISTA 21.867
3	60 M. VAN DER MARK 31.059	3	91 L. HASLAM 14.150	3	11 S. CORTESE 27.496	3	60 M. VAN DER MARK 21.938
4	1 J. REA 31.070	4	22 A. LOWES 14.160	4	28 M. REITERBERGER 27.533	4	28 M. REITERBERGER 21.959
5	28 M. REITERBERGER 31.073	5	60 M. VAN DER MARK 14.163	5	19 A. BAUTISTA 27.601	5	66 T. SYKES 21.960
6	19 A. BAUTISTA 31.176	6	1 J. REA 14.196	6	2 L. CAMIER 27.620	6	1 J. REA 22.023
7	91 L. HASLAM 31.181	7	66 T. SYKES 14.216	7	91 L. HASLAM 27.640	7	91 L. HASLAM 22.041
8	54 T. RAZGATLIOGLU 31.183	8	7 C. DAVIES 14.227	8	66 T. SYKES 27.678	8	54 T. RAZGATLIOGLU 22.054
9	2 L. CAMIER 31.219	9	54 T. RAZGATLIOGLU 14.287	9	81 J. TORRES 27.720	9	7 C. DAVIES 22.132
10	22 A. LOWES 31.290	10	2 L. CAMIER 14.345	10	7 C. DAVIES 27.722	10	81 J. TORRES 22.153
11	81 J. TORRES 31.290	11	50 E. LAVERTY 14.353	11	1 J. REA 27.750	11	2 L. CAMIER 22.159
12	80 H. BARBERA 31.413	12	80 H. BARBERA 14.426	12	52 A. DELBIANCO 27.757	12	52 A. DELBIANCO 22.272
13	50 E. LAVERTY 31.491	13	11 S. CORTESE 14.439	13	80 H. BARBERA 27.853	13	50 E. LAVERTY 22.426
14	52 A. DELBIANCO 31.494	14	23 R. KIYONARI 14.485	14	50 E. LAVERTY 27.891	14	23 R. KIYONARI 22.438
15	11 S. CORTESE 31.503	15	81 J. TORRES 14.492	15	54 T. RAZGATLIOGLU 27.909	15	80 H. BARBERA 22.494
16	21 M. RINALDI 31.673	16	33 M. MELANDRI 14.553	16	23 R. KIYONARI 27.996	16	33 M. MELANDRI 22.516
17	33 M. MELANDRI 31.679	17	21 M. RINALDI 14.572	17	21 M. RINALDI 28.057	17	11 S. CORTESE 22.622
18	23 R. KIYONARI 31.737	18	52 A. DELBIANCO 14.625	18	33 M. MELANDRI 28.199	18	21 M. RINALDI 22.741

13/04/2019

These data/results cannot be reproduced, stored and/or transmitted in whole or in part by any manner of electronic, mechanical, photocopying, recording, broadcasting or otherwise now known or herein after developed without the previous express consent by the copyright owner, except for reproduction in daily press and regular printed publications on sale to the public within 60 days of the event related to those data/results and always provided that copyright symbol appears together as follows below.

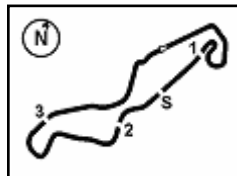
© DORNA WSBK ORGANIZATION Srl 2019

**FICR PERUGIA TIMING**


Official Tyre Supplier



Official Timekeeper



TT Circuit Assen 4.542 m

## Motul Dutch Round, 12-14 April 2019

### Ideal Times Tissot Superpole

No.	Rider	Nat	Bike	Seg. 1	Seg. 2	Seg. 3	Seg. 4	Ideal Time		
				Diff. 1	Diff. 2	Diff. 3	Diff. 4	Best Lap	Pos.	Diff.
1	<b>66 T. SYKES</b>	GBR	BMW S1000 RR	<b>30.738</b> +0.563	14.216	27.678	21.960	<b>1'34.592</b> 1'35.155	6	0.563
2	<b>60 M. VAN DER MARK</b>	NED	Yamaha YZF R1	31.059 +0.160	14.163 +0.030	<b>27.472</b>	21.938	<b>1'34.632</b> 1'34.822	2	0.190
3	<b>28 M. REITERBERGER</b>	GER	BMW S1000 RR	31.073	14.131	27.533	21.959 +0.132	<b>1'34.696</b> 1'34.828	3	0.132
4	<b>19 A. BAUTISTA</b>	ESP	Ducati Panigale V4 R	31.176	<b>14.079</b> +0.017	27.601	21.867	<b>1'34.723</b> 1'34.740	1	0.017
5	<b>22 A. LOWES</b>	GBR	Yamaha YZF R1	31.290	14.160	27.491 +0.205	<b>21.789</b>	<b>1'34.730</b> 1'34.935	4	0.205
6	<b>7 C. DAVIES</b>	GBR	Ducati Panigale V4 R	30.920 +0.287	14.227	27.722	22.132	<b>1'35.001</b> 1'35.288	7	0.287
7	<b>91 L. HASLAM</b>	GBR	Kawasaki ZX-10RR	31.181 +0.045	14.150 +0.006	27.640	22.041 +0.023	<b>1'35.012</b> 1'35.086	5	0.074
8	<b>1 J. REA</b>	GBR	Kawasaki ZX-10RR	31.070 +0.233	14.196 +0.117	27.750 +0.141	22.023	<b>1'35.039</b> 1'35.530	8	0.491
9	<b>2 L. CAMIER</b>	GBR	Honda CBR1000RR	31.219 +0.312	14.345 +0.072	27.620 +0.193	22.159	<b>1'35.343</b> 1'35.920	10	0.577
10	<b>54 T. RAZGATLIOGLU</b>	TUR	Kawasaki ZX-10RR	31.183 +0.208	14.287 +0.082	27.909 +0.121	22.054	<b>1'35.433</b> 1'35.844	9	0.411
11	<b>81 J. TORRES</b>	ESP	Kawasaki ZX-10RR	31.290 +0.347	14.492 +0.062	27.720 +0.012	22.153	<b>1'35.655</b> 1'36.076	11	0.421
12	<b>11 S. CORTESE</b>	GER	Yamaha YZF R1	31.503 +0.038	14.439 +0.077	27.496	22.622	<b>1'36.060</b> 1'36.175	12	0.115
13	<b>52 A. DELBIANCO</b>	ITA	Honda CBR1000RR	31.494 +0.181	14.625 +0.124	27.757 +0.375	22.272	<b>1'36.148</b> 1'36.828	14	0.680
14	<b>50 E. LAVERTY</b>	IRL	Ducati Panigale V4 R	31.491 +0.043	14.353	27.891	22.426 +0.018	<b>1'36.161</b> 1'36.222	13	0.061
15	<b>80 H. BARBERA</b>	ESP	Kawasaki ZX-10RR	31.413 +0.603	14.426 +0.160	27.853 +0.334	22.494	<b>1'36.186</b> 1'37.283	18	1.097
16	<b>23 R. KIYONARI</b>	JPN	Honda CBR1000RR	31.737	14.485	27.996 +0.084	22.438 +0.139	<b>1'36.656</b> 1'36.879	15	0.223
17	<b>33 M. MELANDRI</b>	ITA	Yamaha YZF R1	31.679 +0.037	14.553	28.199	22.516 +0.058	<b>1'36.947</b> 1'37.042	16	0.095
18	<b>21 M. RINALDI</b>	ITA	Ducati Panigale V4 R	31.673	14.572	28.057 +0.092	22.741 +0.086	<b>1'37.043</b> 1'37.221	17	0.178

**Overall Ideal Time**

30.738 14.079 27.472 21.789

**1'34.078**

N.81 (Torres J.) and N.80 (Barbera H.) have been penalized according to art.1.23.2

13/04/2019

These data/results cannot be reproduced, stored and/or transmitted in whole or in part by any manner of electronic, mechanical, photocopying, recording, broadcasting or otherwise now known or herein after developed without the previous express consent by the copyright owner, except for reproduction in daily press and regular printed publications on sale to the public within 60 days of the event related to those data/results and always provided that copyright symbol appears together as follows below.

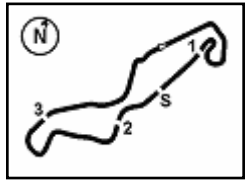
© DORNA WSBK ORGANIZATION Srl 2019

**PIRELLI PERUGIA TIMING**


Official Tyre Supplier



Official Timekeeper



## Motul Dutch Round, 12-14 April 2019

### Chronological Analysis Tissot Superpole

TT Circuit Assen 4.542 m

1 / 2

1° 19 A. BAUTISTA (1'34.740)							
Lap	Seg.1	Seg.2	Seg.3	Seg.4	Lap Time	km/h	Local Time
1		15.100	28.050	22.277		291,1	11:01'52.509
2	31.649	14.313	27.666	22.105	1'35.733	296,7	11:03'28.242
3	31.303	14.140	27.655	21.974	1'35.072	300,0	11:05'03.314
4	31.382	14.132	27.849	22.267	1'35.630	299,2	11:06'38.944
5	31.372	<b>14.079</b>	28.167	22.348	1'35.966	<b>300,8</b>	11:08'14.910
6	31.531	14.212	27.814	22.114	1'35.671	295,9	11:09'50.581
7	31.347	14.210	27.685	22.038	1'35.280	292,7	11:11'25.861
8	31.476	14.228	28.967	33.081	1'47.752P	297,5	11:13'13.613
9	7'34.977	14.385	27.897	22.175	8'39.434P	292,7	11:21'53.407
10	<b>31.176</b>	14.096	<b>27.601</b>	<b>21.867</b>	<b>1'34.740</b>	295,9	11:23'27.787
11	31.239	15.298	31.446	37.768	1'55.751CP	287,2	11:25'23.538

9	32.120	14.590	28.716	33.797	1'49.223P	291,1	11:20'15.497
10	1'58.937	14.713	28.935	22.178	3'04.763P	290,3	11:23'20.260
11	31.389	17.824	35.316	41.280	2'05.809CP	243,2	11:25'26.069

2° 60 M. VAN DER MARK (1'34.822)							
Lap	Seg.1	Seg.2	Seg.3	Seg.4	Lap Time	km/h	Local Time
1		15.253	28.412	22.943		282,0	11:01'46.785
2	31.298	14.391	27.582	22.030	1'35.301	293,5	11:03'22.086
3	31.313	14.164	27.618	22.096	1'35.191	<b>295,1</b>	11:04'57.277
4	37.550	14.443	27.881	33.965	1'53.839P	293,5	11:06'51.116
5	1'57.896	15.276	28.004	22.038	3'03.214P	288,0	11:09'54.330
6	31.219	14.193	<b>27.472</b>	<b>21.938</b>	<b>1'34.822</b>	290,3	11:11'29.152
7	31.334	14.318	27.824	33.058	1'46.534P	286,5	11:13'15.686
8	8'07.970	14.997	28.711	22.222	9'13.900P	285,7	11:22'29.586
9	<b>31.059</b>	<b>14.163</b>	29.179	36.352	1'50.753CP	288,8	11:24'20.339

7° 7 C. DAVIES (1'35.288)							
Lap	Seg.1	Seg.2	Seg.3	Seg.4	Lap Time	km/h	Local Time
1		14.857	28.668	22.932		284,2	11:02'10.162
2	31.558	14.581	27.927	22.605	1'36.671	295,1	11:03'46.833
3	31.419	14.337	28.000	22.691	1'36.447	298,3	11:05'23.280
4	31.296	14.239	27.940	22.179	1'35.654	<b>300,0</b>	11:06'58.934
5	32.302	14.716	28.495	32.046	1'47.559P	294,3	11:08'46.493
6	4'35.971	14.774	28.649	23.303	5'42.697P	291,9	11:14'29.190
7	31.421	14.354	27.918	22.272	1'35.965	293,5	11:16'05.155
8	31.207	<b>14.227</b>	<b>27.722</b>	<b>22.132</b>	<b>1'35.288</b>	289,5	11:17'40.443
9	32.126	15.129	28.451	31.713	1'47.419P	281,3	11:19'27.862
10	2'28.639	16.356	29.083	22.775	3'36.853P	214,7	11:23'04.715
11	<b>30.920</b>	14.892	35.098	35.276	1'56.186CP	294,3	11:25'00.901

3° 28 M. REITERBERGER (1'34.828)							
Lap	Seg.1	Seg.2	Seg.3	Seg.4	Lap Time	km/h	Local Time
1		15.407	29.773	22.616		267,3	11:01'56.653
2	31.431	14.447	27.549	<b>21.959</b>	1'35.386	291,1	11:03'32.039
3	33.575	14.553	27.973	24.903	1'41.004	<b>292,7</b>	11:05'13.043
4	31.292	14.256	29.324	24.012	1'38.884	<b>287,2</b>	11:06'51.927
5	31.203	14.237	27.568	29.374	1'42.382	286,5	11:08'34.309
6	35.435	14.603	28.070	22.348	1'40.456	282,7	11:10'14.765
7	31.280	14.271	27.538	22.089	1'35.178	287,2	11:11'49.943
8	35.241	16.684	29.495	33.550	1'54.970P	232,3	11:13'44.913
9	6'34.999	15.158	28.550	22.514	7'41.221P	276,2	11:21'26.134
10	<b>31.073</b>	<b>14.131</b>	<b>27.533</b>	22.091	<b>1'34.828</b>	288,0	11:23'00.962
11	31.133	16.366	35.053	39.243	2'01.795CP	278,4	11:25'02.757

8° 1 J. REA (1'35.530)							
Lap	Seg.1	Seg.2	Seg.3	Seg.4	Lap Time	km/h	Local Time
1		14.629	28.519	22.591		290,3	11:04'15.038
2	31.243	14.278	27.891	20.231	1'53.643P	292,7	11:06'08.681
3	2'46.299	14.549	28.380	22.336	3'51.564P	293,5	11:10'00.245
4	31.416	14.344	<b>27.750</b>	22.169	1'35.679	291,9	11:11'35.924
5	31.303	14.313	27.891	<b>22.023</b>	<b>1'35.530</b>	<b>295,1</b>	11:13'11.454
6	33.592	14.754	29.066	31.921	1'49.333P	289,5	11:15'00.787
7	6'41.907	14.724	30.877	23.308	7'50.816P	288,8	11:22'51.603
8	<b>31.070</b>	<b>14.196</b>	31.842	36.055	1'53.163CP	292,7	11:24'44.766

4° 22 A. LOWES (1'34.935)							
Lap	Seg.1	Seg.2	Seg.3	Seg.4	Lap Time	km/h	Local Time
1		14.805	27.943	22.435		282,0	11:01'48.968
2	31.412	14.454	<b>27.491</b>	22.073	1'35.430	294,3	11:03'24.398
3	<b>31.290</b>	<b>14.160</b>	27.696	<b>21.789</b>	<b>1'34.935</b>	<b>296,7</b>	11:04'59.333
4	31.770	15.907	28.677	34.888	1'51.242P	223,1	11:06'50.575
5	2'38.314	14.506	27.773	22.044	3'42.637P	290,3	11:10'33.212
6	32.590	14.308	27.931	22.147	1'36.976	293,5	11:12'10.188
7	31.603	14.399	27.856	34.014	1'47.872P	289,5	11:13'58.060
8	8'19.630	14.684	28.056	22.098	9'24.468P	285,0	11:23'22.528
9	31.397	16.399	31.737	37.957	1'57.490CP	257,8	11:25'20.018

9° 54 T. RAZGATLIOGLU (1'35.844)							
Lap	Seg.1	Seg.2	Seg.3	Seg.4	Lap Time	km/h	Local Time
1		15.238	28.347	22.322		279,8	11:01'59.861
2	31.753	14.480	28.067	22.448	1'36.748	288,8	11:03'36.609
3	31.684	14.465	28.173	22.369	1'36.691	289,5	11:05'13.300
4	31.628	14.418	28.015	32.115	1'46.176P	<b>290,3</b>	11:06'59.476
5	5'12.024	15.068	28.391	22.322	6'17.805P	286,5	11:13'17.281
6	31.391	14.369	28.030	<b>22.054</b>	<b>1'35.844</b>	289,5	11:14'53.125
7	31.744	14.484	28.215	31.961	1'46.404P	286,5	11:16'39.529
8	4'15.233	14.690	28.139	22.312	5'20.374P	285,7	11:21'59.903

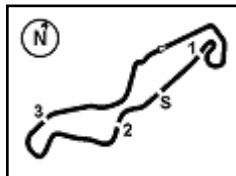
5° 91 L. HASLAM (1'35.086)							
Lap	Seg.1	Seg.2	Seg.3	Seg.4	Lap Time	km/h	Local Time
1		15.193	29.416	22.387		289,5	11:01'44.660
2	31.567	14.252	27.890	<b>22.041</b>	1'35.750	295,9	11:03'20.410
3	33.470	18.284	30.504	22.181	1'44.439	182,1	11:05'04.849
4	31.423	<b>14.150</b>	30.457	23.529	1'39.559	294,3	11:06'44.408
5	31.415	14.209	28.346	37.068	1'51.038P	<b>296,7</b>	11:08'35.446
6	5'33.179	14.959	29.482	22.418	6'40.038P	<b>287,2</b>	11:15'15.484
7	31.226	14.156	<b>27.640</b>	22.064	<b>1'35.086</b>	291,1	11:16'50.570
8	<b>31.181</b>	14.278	27.813	22.432	1'35.704	290,3	11:18'26.274

10° 2 L. CAMIER (1'35.920)							
Lap	Seg.1	Seg.2	Seg.3	Seg.4	Lap Time	km/h	Local Time
1		15.032	29.116	22.834		286,5	11:01'47.084
2	31.531	14.417	27.813	<b>22.159</b>	<b>1'35.920</b>	291,1	11:03'23.004
3	31.454	<b>14.345</b>	27.949	22.251	1'35.999	<b>292,7</b>	11:04'59.003
4	34.421	14.659	29.728	33.527	1'52.335P	289,5	11:06'51.338
5	2'33.767	14.734	28.075	22.506	3'39.082P	282,7	11:10'30.420
6	31.519	14.522	27.684	22.390	1'36.115	288,0	11:12'06.535
7	31.565	14.567	27.783	22.326	1'36.241	288,0	11:13'42.776
8	32.650	14.909	28.346	31.732	1'47.637P	288,0	11:15'30.413
9	5'42.399	14.886	28.858	22.661	6'48.804P	285,0	11:22'19.217
10	<b>31.219</b>	14.469	<b>27.620</b>	22.353	1'35.661C	287,2	11:23'54.878

13/04/2019 P = Pits In/Out - C = Lap Time Cancelled

These data/results cannot be reproduced, stored and/or transmitted in whole or in part by any manner of electronic, mechanical, photocopying, recording, broadcasting or otherwise now known or herein after developed without the previous express consent by the copyright owner, except for reproduction in daily press and regular printed publications on sale to the public within 60 days of the event related to those data/results and always provided that copyright symbol appears together as follows below.

© DORNA WSBK ORGANIZATION Srl 2019



TT Circuit Assen 4.542 m

**2 / 2**

11 34.066 15.529 29.469 33.150 1'52.214CP 279,1 11:25'47.092

3	31.716	<b>14.553</b>	<b>28.199</b>	22.574	<b>1'37.042</b>	<b>291,1</b>	11:05'06.925
4	35.532	15.130	30.028	34.878	1'55.568P	287,2	11:07'02.493
5	3'36.348	15.096	28.929	23.103	4'43.476P	282,0	11:11'45.969
6	31.839	14.659	28.363	<b>22.516</b>	1'37.377	287,2	11:13'23.346
7	31.917	14.899	29.214	32.908	1'48.938P	285,7	11:15'12.284
8	6'25.149	15.158	31.174	24.845	7'36.326P	285,0	11:22'48.610
9	<b>31.679</b>	14.594	30.123	42.362	1'58.758CP	289,5	11:24'47.368

11° 81 J. TORRES (1'36.076)							
Lap	Seg.1	Seg.2	Seg.3	Seg.4	Lap Time	km/h	Local Time
1		15.071	29.055	22.726		282,0	11:01'45.447
2	31.753	14.604	28.061	22.502	1'36.920	287,2	11:03'22.367
3	31.624	14.514	28.509	22.639	1'37.286	287,2	11:04'59.653
4	31.784	14.528	28.007	22.576	1'36.895	<b>288,0</b>	11:06'36.548
5	32.044	14.893	29.013	32.900	1'48.850P	284,2	11:08'25.398
6	2'01.237	14.772	28.072	22.554	3'06.635P	285,7	11:11'32.033
7	31.821	14.744	27.925	22.330	1'36.820	284,2	11:13'08.853
8	31.637	14.554	27.732	<b>22.153</b>	<b>1'36.076</b>	283,5	11:14'44.929
9	31.988	14.754	28.445	33.700	1'48.887P	282,0	11:16'33.816
10	4'15.754	14.764	27.993	22.395	5'20.906P	278,4	11:21'54.722
11	<b>31.290</b>	<b>14.492</b>	<b>27.720</b>	22.193	1'35.695C	283,5	11:23'30.417
12	33.688	15.600	29.655	36.741	1'55.684CP	268,0	11:25'26.101

17° 21 M. RINALDI (1'37.221)							
Lap	Seg.1	Seg.2	Seg.3	Seg.4	Lap Time	km/h	Local Time
1		15.520	28.385	22.781		288,8	11:01'53.489
2	32.088	14.647	28.146	<b>22.741</b>	1'37.622	294,3	11:03'31.111
3	32.060	14.828	28.065	25.074	1'40.027	<b>295,9</b>	11:05'11.138
4	31.870	14.592	<b>28.057</b>	22.811	1'37.330	292,7	11:06'48.468
5	31.803	14.675	28.986	33.483	1'48.947P	292,7	11:08'37.415
6	11'13.622	15.298	28.558	22.903	12'20.381P	284,2	11:20'57.796
7	<b>31.673</b>	<b>14.572</b>	28.149	22.827	<b>1'37.221</b>	291,1	11:22'35.017
8	32.172	16.251	32.849	44.269	2'05.541CP	281,3	11:24'40.558

12° 11 S. CORTESE (1'36.175)							
Lap	Seg.1	Seg.2	Seg.3	Seg.4	Lap Time	km/h	Local Time
1		15.398	29.183	23.454		281,3	11:01'55.058
2	31.541	14.516	<b>27.496</b>	<b>22.622</b>	<b>1'36.175</b>	<b>293,5</b>	11:03'31.233

18° 80 H. BARBERA (1'37.283)							
Lap	Seg.1	Seg.2	Seg.3	Seg.4	Lap Time	km/h	Local Time
1		15.234	29.840	23.434		283,5	11:02'04.957
2	32.091	14.602	28.195	22.644	1'37.532	<b>291,1</b>	11:03'42.489
3	32.016	14.586	28.187	<b>22.494</b>	<b>1'37.283</b>	285,7	11:05'19.772
4	31.990	14.720	28.337	22.527	1'37.574	286,5	11:06'57.346
5	32.062	14.917	30.282	33.926	1'51.187P	279,8	11:08'48.533
6	12'06.855	14.802	28.073	22.617	13'12.347P	284,2	11:22'00.880
7	<b>31.413</b>	<b>14.426</b>	<b>27.853</b>	22.614	1'36.306C	285,7	11:23'37.186
8	33.219	15.323	29.179	32.539	1'50.260CP	279,1	11:25'27.446

13° 50 E. LAVERTY (1'36.222)							
Lap	Seg.1	Seg.2	Seg.3	Seg.4	Lap Time	km/h	Local Time
1		15.263	28.714	22.858		285,0	11:01'43.475
2	31.817	14.496	27.975	22.439	1'36.727	287,2	11:03'20.202
3	31.534	<b>14.353</b>	<b>27.891</b>	22.444	<b>1'36.222</b>	290,3	11:04'56.424
4	<b>31.491</b>	14.362	27.990	<b>22.426</b>	<b>1'36.269</b>	<b>292,7</b>	11:06'32.693
5	34.297	14.693	29.358	35.800	1'54.148P	289,5	11:08'26.841
6	8'06.859	14.860	28.628	22.748	9'13.095P	284,2	11:17'39.936
7	35.944	14.872	28.767	32.384	1'51.967P	281,3	11:19'31.903
8	1'46.158	14.813	28.418	22.827	2'52.216P	282,7	11:22'24.119
9	31.628	14.452	28.135	33.764	1'47.979CP	291,1	11:24'12.098

14° 52 A. DELBIANCO (1'36.828)							
Lap	Seg.1	Seg.2	Seg.3	Seg.4	Lap Time	km/h	Local Time
1		15.139	28.877	22.991		278,4	11:01'45.833
2	31.823	14.849	28.179	22.535	1'37.386	<b>282,7</b>	11:03'23.219
3	31.726	<b>14.625</b>	28.168	22.441	1'36.960	278,4	11:05'00.179
4	31.675	14.749	28.132	<b>22.272</b>	<b>1'36.828</b>	282,0	11:06'37.007
5	31.914	14.695	32.482	32.557	1'51.648P	282,0	11:08'28.655
6	12'44.337	14.878	28.831	22.706	13'50.752P	279,8	11:22'19.407
7	<b>31.494</b>	<b>14.625</b>	<b>27.757</b>	22.376	1'36.252C	277,6	11:23'55.659
8	33.794	15.308	29.368	33.881	1'52.351CP	274,8	11:25'48.010

15° 23 R. KIYONARI (1'36.879)							
Lap	Seg.1	Seg.2	Seg.3	Seg.4	Lap Time	km/h	Local Time
1		15.317	29.521	23.394		283,5	11:02'03.624
2	32.071	14.524	<b>27.996</b>	22.580	1'37.171	288,0	11:03'40.795
3	31.991	14.603	28.097	22.646	1'37.337	288,8	11:05'18.132
4	31.895	14.501	28.229	<b>22.438</b>	1'37.063	284,2	11:06'55.195
5	31.815	14.498	28.052	22.596	1'36.961	<b>291,1</b>	11:08'32.156
6	32.142	14.682	29.098	33.755	1'49.677P	288,0	11:10'21.833
7	2'57.718	15.426	29.104	23.379	4'05.627P	285,7	11:14'27.460
8	35.552	15.072	28.917	23.003	1'42.544	285,0	11:16'10.004
9	<b>31.737</b>	<b>14.485</b>	28.080	22.577	<b>1'36.879</b>	289,5	11:17'46.883
10	31.796	14.643	29.216	34.760	1'50.415P	288,0	11:19'37.298

16° 33 M. MELANDRI (1'37.042)							
Lap	Seg.1	Seg.2	Seg.3	Seg.4	Lap Time	km/h	Local Time
1		15.135	29.121	23.085		285,0	11:01'51.518
2	32.582	14.810	28.341	22.632	1'38.365	285,7	11:03'29.883

N.81 (Torres J.) and N.80 (Barbera H.) have been penalized according to art.1.23.2

13/04/2019 P = Pits In/Out - C = Lap Time Cancelled

These data/results cannot be reproduced, stored and/or transmitted in whole or in part by any manner of electronic, mechanical, photocopying, recording, broadcasting or otherwise now known or herein after developed without the previous express consent by the copyright owner, except for reproduction in daily press and regular printed publications on sale to the public within 60 days of the event related to those data/results and always provided that copyright symbol appears together as follows below.

© DORNA WSBK ORGANIZATION Srl 2019

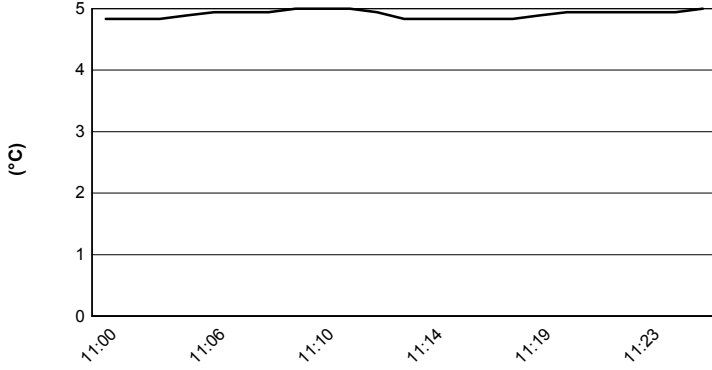


## Motul Dutch Round, 12-14 April 2019

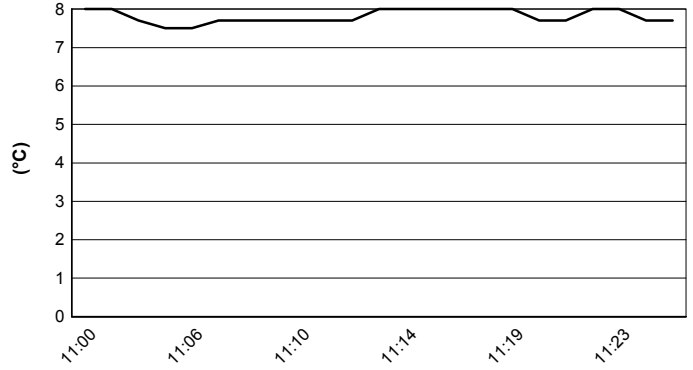
### Weather Report Tissot Superpole

Session started 11:00 - Session ended 11:26


#### Air Temperature



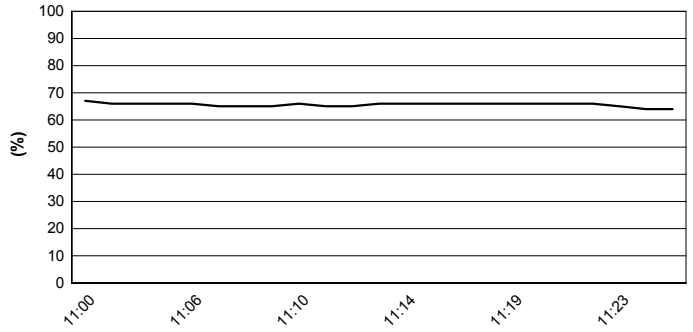
#### Track Temperature



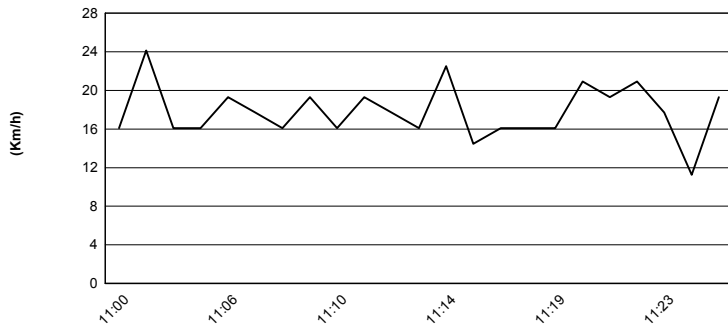
#### Air Pressure



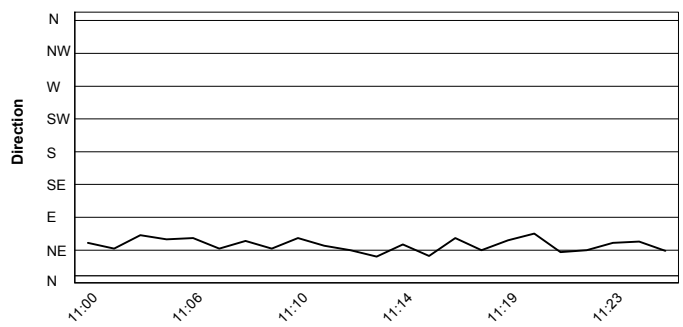
#### Humidity



#### Wind Speed



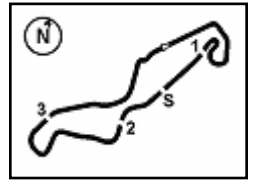
#### Wind Direction



13/04/2019

These data/results cannot be reproduced, stored and/or transmitted in whole or in part by any manner of electronic, mechanical, photocopying, recording, broadcasting or otherwise now known or herein after developed without the previous express consent by the copyright owner, except for reproduction in daily press and regular printed publications on sale to the public within 60 days of the event related to those data/results and always provided that copyright symbol appears together as follows below.

© DORNA WSBK ORGANIZATION Srl 2019



TT Circuit Assen 4.542 m

**Motul Dutch Round, 12-14 April 2019****Starting Grid - Race 1**

21 Laps x 4,542 km = 95,382 km

Pos	Number	Rider Name	Team	Time
1	19	BAUTISTA A.	Ducati	1'34.740
2	60	VAN DER MARK M.	Yamaha	1'34.822
3	28	REITERBERGER M.	BMW	1'34.828
4	22	LOWES A.	Yamaha	1'34.935
5	91	HASLAM L.	Kawasaki	1'35.086
6	66	SYKES T.	BMW	1'35.155
7	7	DAVIES C.	Ducati	1'35.288
8	1	REA J.	Kawasaki	1'35.530
9	2	CAMIER L.	Honda	1'35.920
10	81	TORRES J.	Kawasaki	1'36.076
11	11	CORTESE S.	Yamaha	1'36.175
12	50	LAVERTY E.	Ducati	1'36.222
13	52	DELBIANCO A.	Honda	1'36.828
14	33	MELANDRI M.	Yamaha	1'37.042
15	21	RINALDI M.	Ducati	1'37.221
16	80	BARBERA H.	Kawasaki	1'37.283

N.54 (Razgatioglu T.) will not take part in the race 1. Declared To Be Reviewed for tomorrow races  
N.81 (Torres J.) and N.80 (Barbera H.) have been penalized according to art.1.23.2  
N.23 (Kiyonari R.) will not take part in the race 1.

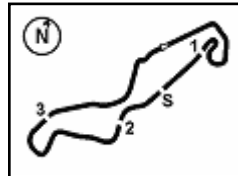
13/04/2019 The Race Director .....

These data/results cannot be reproduced, stored and/or transmitted in whole or in part by any manner of electronic, mechanical, photocopying, recording, broadcasting or otherwise now known or herein after developed without the previous express consent by the copyright owner, except for reproduction in daily press and regular printed publications on sale to the public within 60 days of the event related to those data/results and always provided that copyright symbol appears together as follows below.

© DORNA WSBK ORGANIZATION Srl 2019







## Motul Dutch Round, 12-14 April 2019

### Tissot Superpole Ranking

TT Circuit Assen 4.542 m

	2016	2017	2018	2019
<b>01 Phillip Island Grand Prix Circuit</b>	Sykes (Gbr) Kaw 1'30.020 (177,8 Km/h)	Rea (Gbr) Kaw 1'29.573 (178,6 Km/h)	Sykes (Gbr) Kaw 1'30.099 (177,6 Km/h)	Rea (Gbr) Kaw 1'29.413 (179,0 Km/h)
<b>02 Chang International Circuit</b>	van der Mark (Ned) Hon 1'33.452 (175,4 Km/h)	Rea (Gbr) Kaw 1'32.957 (176,4 Km/h)	Rea (Gbr) Kaw 1'32.814 (176,6 Km/h)	Bautista (Esp) Duc 1'31.912 (178,4 Km/h)
<b>03 Motorland Aragon</b>	Sykes (Gbr) Kaw 1'49.374 (167,1 Km/h)	Davies (Gbr) Duc 1'49.319 (167,2 Km/h)	Melandri (Ita) Duc 1'49.543 (166,8 Km/h)	Bautista (Esp) Duc 1'49.049 (167,6 Km/h)
<b>04 TT Circuit Assen</b>	Sykes (Gbr) Kaw 1'35.440 (171,3 Km/h)	Rea (Gbr) Kaw 1'33.505 (174,9 Km/h)	Lowes (Gbr) Yam 1'34.066 (173,8 Km/h)	Bautista (Esp) Duc 1'34.740 (172,6 Km/h)
<b>05 Autodromo Internazionale Enzo e Dino</b>	Davies (Gbr) Duc 1'45.598 (168,2 Km/h)	Davies (Gbr) Duc 1'45.662 (168,1 Km/h)	Rea (Gbr) Kaw 1'45.797 (167,9 Km/h)	
<b>06 Circuito de Jerez Ángel Nieto</b>	Sykes (Gbr) Kaw 1'39.190 (160,5 Km/h)	Melandri (Ita) Duc 1'38.960 (160,9 Km/h)		
<b>07 Misano World Circuit "Marco Simoncelli"</b>	Sykes (Gbr) Kaw 1'34.037 (155,4 Km/h)	Sykes (Gbr) Kaw 1'33.662 (156,1 Km/h)	Sykes (Gbr) Kaw 1'33.640 (156,1 Km/h)	
<b>08 Donington Park</b>	Sykes (Gbr) Kaw 1'26.712 (0,0 Km/h)	Sykes (Gbr) Kaw 1'26.641 (0,0 Km/h)	Sykes (Gbr) Kaw 1'26.663 (0,0 Km/h)	
<b>09 WeatherTech Raceway Laguna Seca</b>	Sykes (Gbr) Kaw 1'22.155 (158,2 Km/h)	Sykes (Gbr) Kaw 1'22.476 (157,6 Km/h)	Davies (Gbr) Duc 1'22.282 (157,9 Km/h)	
<b>10 Autódromo Internacional do Algarve</b>		Rea (Gbr) Kaw 1'41.430 (163,0 Km/h)	Lavery (Irl) Apr 1'40.705 (164,2 Km/h)	
<b>11 Circuit de Nevers Magny-Cours</b>	Rea (Gbr) Kaw 1'52.881 (134,7 Km/h)	Rea (Gbr) Kaw 1'56.555 (130,5 Km/h)	Sykes (Gbr) Kaw 1'35.696 (158,9 Km/h)	
<b>12 Circuit San Juan Villicum</b>			Melandri (Ita) Duc 1'39.012 (155,5 Km/h)	
<b>13 Losail International Circuit</b>	Rea (Gbr) Kaw 1'56.356 (166,5 Km/h)	Rea (Gbr) Kaw 1'56.228 (166,6 Km/h)	Sykes (Gbr) Kaw 1'56.124 (166,8 Km/h)	

### 2019

**3** A. Bautista  
**1** J. Rea

### ALL TIMES

<b>48</b> T. Sykes	<b>6</b> J. Kocinski	<b>3</b> A. Bautista	<b>1</b> S. Crafar
<b>43</b> T. Corser	<b>6</b> C. Crutchlow	<b>2</b> A. Gobert	<b>1</b> R. Burnett
<b>26</b> T. Bayliss	<b>6</b> C. Davies	<b>2</b> D. Tardozi	<b>1</b> J. Reynolds
<b>21</b> C. Fogarty	<b>5</b> D. Giugliano	<b>2</b> A. Yanagawa	<b>1</b> S. Hislop
<b>17</b> D. Polen	<b>5</b> M. Biaggi	<b>2</b> M. Lucchinelli	<b>1</b> M. Mladin
<b>17</b> J. Rea	<b>4</b> F. Merkel	<b>2</b> B. Bostrom	<b>1</b> R. Xaus
<b>16</b> N. Hodgson	<b>4</b> J. Toseland	<b>2</b> B. Monti	<b>1</b> M. Tamada
<b>15</b> C. Edwards	<b>4</b> S. Guintoli	<b>2</b> M. Campbell	<b>1</b> L. Lanzi
<b>11</b> B. Spies	<b>4</b> M. Melandri	<b>2</b> Y. Nagai	<b>1</b> M. Fabrizio
<b>10</b> P. Chili	<b>3</b> S. Mertens	<b>2</b> M. Neukirchner	<b>1</b> A. Badovini
<b>10</b> C. Checa	<b>3</b> R. Phillis	<b>2</b> L. Baz	<b>1</b> F. Nieto
<b>9</b> R. Roche	<b>3</b> S. Martin	<b>1</b> M. Doohan	<b>1</b> T. Hill
<b>8</b> G. Falappa	<b>3</b> C. Vermeulen	<b>1</b> D. Chandler	<b>1</b> A. Lowes
<b>8</b> S. Russell	<b>3</b> Y. Kagayama	<b>1</b> P. Goddard	<b>1</b> J. Hopkins
<b>8</b> A. Slight	<b>3</b> L. Haslam	<b>1</b> M. Dowson	<b>1</b> M. van der Mark
<b>7</b> N. Haga	<b>3</b> J. Smrz	<b>1</b> A. Vieira	<b>1</b> I. Jaitovich
<b>7</b> R. Laconi	<b>3</b> E. Laverty	<b>1</b> T. Kipp	

13/04/2019

These data/results cannot be reproduced, stored and/or transmitted in whole or in part by any manner of electronic, mechanical, photocopying, recording, broadcasting or otherwise now known or herein after developed without the previous express consent by the copyright owner, except for reproduction in daily press and regular printed publications on sale to the public within 60 days of the event related to those data/results and always provided that copyright symbol appears together as follows below.

© DORNA WSBK ORGANIZATION Srl 2019

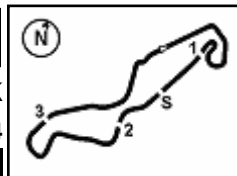
FIGR PERUGIA TIMING



Official Tyre Supplier



Official Timekeeper



TT Circuit Assen 4.542 m

## Motul Dutch Round, 12-14 April 2019

### Tissot Superpole Award

	Points	Points From First	Points From Previous	February 24	March 17	April 7	April 14	May 12	June 9	June 23	July 7	July 14	September 8	September 24	October 13	October 26			
				PHILLIP ISLAND	BURIRAM	ARAGON	ASSEN	IMOLA	JEREZ	MISANO	DONINGTON PARK	LAGUNA SECA	PORTIMAO	MAGNY COURS	VILLICUM	LOSAIL			
<b>1 BAUTISTA</b> Alvaro (ESP)	<b>79</b>			7 12	12 12	12 12	12												
<b>2 REA</b> Jonathan (GBR)	<b>50</b>	29		12 9	9 9	9	2												
<b>3 LOWES</b> Alex (GBR)	<b>44</b>	35	6	5 6	7 7	6 7	6												
<b>4 HASLAM</b> Leon (GBR)	<b>34</b>	45	10	9 7	5 5	3	5												
<b>5 CORTESE</b> Sandro (GER)	<b>26</b>	53	8	4 3	6 3	9 1													
<b>6 SYKES</b> Tom (GBR)	<b>26</b>	53	0	6	4	7 5	4												
<b>7 VAN DER MARK</b> Michael (NED)	<b>23</b>	56	3	3 5	6		9												
<b>8 DAVIES</b> Chaz (GBR)	<b>14</b>	65	9		1 2	2 6	3												
<b>9 MELANDRI</b> Marco (ITA)	<b>12</b>	67	2	1 4	3 4														
<b>10 LAVERTY</b> Eugene (IRL)	<b>11</b>	68	1	1	2	4 4													
<b>11 REITERBERGER</b> Markus (GER)	<b>10</b>	69	1			3	7												
<b>12 RINALDI</b> Michael Ruben (ITA)	<b>9</b>	70	1	2 2		5													
<b>13 TORRES</b> Jordi (ESP)	<b>3</b>	76	6			1 2													
<b>14 RAZGATLIOGLU</b> Toprak (TUR)	<b>2</b>	77	1		1		1												

13/04/2019 Odd points columns: Tissot Superpole Even points columns: Tissot Superpole Race

These data/results cannot be reproduced, stored and/or transmitted in whole or in part by any manner of electronic, mechanical, photocopying, recording, broadcasting or otherwise now known or herein after developed without the previous express consent by the copyright owner, except for reproduction in daily press and regular printed publications on sale to the public within 60 days of the event related to those data/results and always provided that copyright symbol appears together as follows below.

© DORNA WSBK ORGANIZATION Srl 2019