



TT Circuit Assen 4.542 m

1 / 2

## Motul Dutch Round, 12-14 April 2019

### Results Warm Up

No.	Rider	Nat	Team	Bike	Class	Time	Gap	Rel.	Laps	Speed	
										Avg	Max
1	19 A. BAUTISTA	ESP	ARUBA.IT Racing - Ducati	Ducati Panigale V4 R		<b>1'35.416</b>			8	171,367	<b>295,9</b>
2	1 J. REA	GBR	Kawasaki Racing Team WorldSBK	Kawasaki ZX-10RR		<b>1'35.547</b>	0.131	0.131	7	171,133	<b>291,9</b>
3	66 T. SYKES	GBR	BMW Motorrad WorldSBK Team	BMW S1000 RR		<b>1'35.574</b>	0.158	0.027	7	171,084	<b>286,5</b>
4	91 L. HASLAM	GBR	Kawasaki Racing Team WorldSBK	Kawasaki ZX-10RR		<b>1'35.803</b>	0.387	0.229	9	170,675	<b>291,1</b>
5	22 A. LOWES	GBR	Pata Yamaha WorldSBK Team	Yamaha YZF R1		<b>1'35.820</b>	0.404	0.017	6	170,645	<b>289,5</b>
6	60 M. VAN DER MARK	NED	Pata Yamaha WorldSBK Team	Yamaha YZF R1		<b>1'35.838</b>	0.422	0.018	9	170,613	<b>288,0</b>
7	28 M. REITERBERGER	GER	BMW Motorrad WorldSBK Team	BMW S1000 RR		<b>1'36.274</b>	0.858	0.436	7	169,840	<b>285,7</b>
8	81 J. TORRES	ESP	Team Pedercini Racing	Kawasaki ZX-10RR	IND	<b>1'36.632</b>	1.216	0.358	8	169,211	<b>285,7</b>
9	54 T. RAZGATLIOGLU	TUR	Turkish Puccetti Racing	Kawasaki ZX-10RR	IND	<b>1'36.824</b>	1.408	0.192	7	168,875	<b>293,5</b>
10	33 M. MELANDRI	ITA	GRT Yamaha WorldSBK	Yamaha YZF R1	IND	<b>1'36.967</b>	1.551	0.143	8	168,626	<b>293,5</b>
11	11 S. CORTESE	GER	GRT Yamaha WorldSBK	Yamaha YZF R1	IND	<b>1'36.975</b>	1.559	0.008	7	168,613	<b>288,8</b>
12	52 A. DELBIANCO	ITA	Althea Mie Racing Team	Honda CBR1000RR	IND	<b>1'37.181</b>	1.765	0.206	7	168,255	<b>281,3</b>
13	2 L. CAMIER	GBR	Moriwaki Althea Honda Team	Honda CBR1000RR		<b>1'37.189</b>	1.773	0.008	6	168,241	<b>288,0</b>
14	7 C. DAVIES	GBR	ARUBA.IT Racing - Ducati	Ducati Panigale V4 R		<b>1'37.240</b>	1.824	0.051	6	168,153	<b>294,3</b>
15	21 M. RINALDI	ITA	BARNI Racing Team	Ducati Panigale V4 R	IND	<b>1'37.555</b>	2.139	0.315	7	167,610	<b>289,5</b>
16	80 H. BARBERA	ESP	Orelac Racing VerdNatura	Kawasaki ZX-10RR	IND	<b>1'37.567</b>	2.151	0.012	8	167,589	<b>286,5</b>
17	50 E. LAVERTY	IRL	Team GoEleven	Ducati Panigale V4 R	IND	<b>1'37.672</b>	2.256	0.105	8	167,409	<b>291,1</b>
18	23 R. KIYONARI	JPN	Moriwaki Althea Honda Team	Honda CBR1000RR		<b>1'38.073</b>	2.657	0.401	8	166,725	<b>282,7</b>

AIR	Humidity:	78%	Temp:	2°C
TRACK	Condition:	Dry	Temp:	2°C

Records	Pole	(SP2)	2017	J.Rea	1'33.505	174,870	Km/h
	Race	(RC1)	2017	J.Rea	1'34.880	172,340	Km/h
	All Times	(SP2)	2017	J.Rea	1'33.505	174,870	Km/h

Start 14/04/2019 09:00  
End 09:16

The results are provisional until the end of the time limit for protests and appeals and the completion of the technical checks.

These data/results cannot be reproduced, stored and/or transmitted in whole or in part by any manner of electronic, mechanical, photocopying, recording, broadcasting or otherwise now known or herein after developed without the previous express consent by the copyright owner, except for reproduction in daily press and regular printed publications on sale to the public within 60 days of the event related to those data/results and always provided that copyright symbol appears together as follows below.

© DORNA WSBK ORGANIZATION Srl 2019



## Motul Dutch Round, 12-14 April 2019

### Results Warm Up

#### Session Highlights

Local Time	No. Rider	Description
09.00.00		Start
09.00.05		WorldSBK Pit Intervention Time: 1min 1sec
09.07.30	<b>22 A. LOWES</b>	Lap Cancelled (1'36.634) - Exceeded Track Limits - Turn 17
09.09.30	<b>33 M. MELANDRI</b>	On Asphalt - Re-Joined - Turn 1
09.12.05	<b>60 M. VAN DER MARK</b>	Lap Cancelled (1'35.962) - Exceeded Track Limits - Turn 17
09.16.52		End Of Session

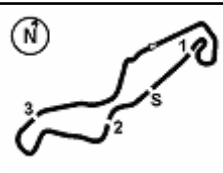
#### Fastest Laps Sequence

No.	Rider	Nat	Team	Bike	Local Time	Time	Gap	Avg
91	L. HASLAM	GBR	Kawasaki Racing Team WorldSBK	Kawasaki ZX-10RR	09:03'22.483	<b>1'39.798</b>		163,843
52	A. DELBIANCO	ITA	Althea Mie Racing Team	Honda CBR1000RR	09:03'33.896	<b>1'39.364</b>	-0.434	164,559
60	M. VAN DER MARK	NED	Pata Yamaha WorldSBK Team	Yamaha YZF R1	09:03'34.605	<b>1'38.142</b>	-1.222	166,608
19	A. BAUTISTA	ESP	ARUBA.IT Racing - Ducati	Ducati Panigale V4 R	09:04'40.816	<b>1'36.646</b>	-1.496	169,187
91	L. HASLAM	GBR	Kawasaki Racing Team WorldSBK	Kawasaki ZX-10RR	09:04'59.103	<b>1'36.620</b>	-0.026	169,232
1	J. REA	GBR	Kawasaki Racing Team WorldSBK	Kawasaki ZX-10RR	09:05'00.387	<b>1'36.499</b>	-0.121	169,444
19	A. BAUTISTA	ESP	ARUBA.IT Racing - Ducati	Ducati Panigale V4 R	09:06'16.672	<b>1'35.856</b>	-0.643	170,581
19	A. BAUTISTA	ESP	ARUBA.IT Racing - Ducati	Ducati Panigale V4 R	09:07'52.315	<b>1'35.643</b>	-0.213	170,961
19	A. BAUTISTA	ESP	ARUBA.IT Racing - Ducati	Ducati Panigale V4 R	09:11'03.449	<b>1'35.416</b>	-0.227	171,367

Start                      End                      The results are provisional until the end of the time limit for protests and appeals  
14/04/2019              09:00                      09:16                      and the completion of the technical checks.

These data/results cannot be reproduced, stored and/or transmitted in whole or in part by any manner of electronic, mechanical, photocopying, recording, broadcasting or otherwise now known or herein after developed without the previous express consent by the copyright owner, except for reproduction in daily press and regular printed publications on sale to the public within 60 days of the event related to those data/results and always provided that copyright symbol appears together as follows below.

© DORNA WSBK ORGANIZATION Srl 2019



## Motul Dutch Round, 12-14 April 2019 Best Sectors & Speed Warm Up

BEST LAP		
1	19 A. BAUTISTA	Ducati Panigale V4 R 1'35.416
2	1 J. REA	Kawasaki ZX-10RR 1'35.547
3	66 T. SYKES	BMW S1000 RR 1'35.574
4	91 L. HASLAM	Kawasaki ZX-10RR 1'35.803
5	22 A. LOWES	Yamaha YZF R1 1'35.820
6	60 M. VAN DER MARK	Yamaha YZF R1 1'35.838
7	28 M. REITERBERGER	BMW S1000 RR 1'36.274
8	81 J. TORRES	Kawasaki ZX-10RR 1'36.632
9	54 T. RAZGATLIOGLU	Kawasaki ZX-10RR 1'36.824
10	33 M. MELANDRI	Yamaha YZF R1 1'36.967
11	11 S. CORTESE	Yamaha YZF R1 1'36.975
12	52 A. DELBIANCO	Honda CBR1000RR 1'37.181
13	2 L. CAMIER	Honda CBR1000RR 1'37.189
14	7 C. DAVIES	Ducati Panigale V4 R 1'37.240
15	21 M. RINALDI	Ducati Panigale V4 R 1'37.555
16	80 H. BARBERA	Kawasaki ZX-10RR 1'37.567
17	50 E. LAVERTY	Ducati Panigale V4 R 1'37.672
18	23 R. KIYONARI	Honda CBR1000RR 1'38.073

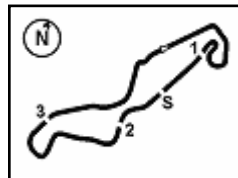
SPEED		
1	19 A. BAUTISTA	Ducati Panigale V4 R 295,9
2	7 C. DAVIES	Ducati Panigale V4 R 294,3
3	54 T. RAZGATLIOGLU	Kawasaki ZX-10RR 293,5
4	33 M. MELANDRI	Yamaha YZF R1 293,5
5	1 J. REA	Kawasaki ZX-10RR 291,9
6	91 L. HASLAM	Kawasaki ZX-10RR 291,1
7	50 E. LAVERTY	Ducati Panigale V4 R 291,1
8	21 M. RINALDI	Ducati Panigale V4 R 289,5
9	22 A. LOWES	Yamaha YZF R1 289,5
10	11 S. CORTESE	Yamaha YZF R1 288,8
11	2 L. CAMIER	Honda CBR1000RR 288,0
12	60 M. VAN DER MARK	Yamaha YZF R1 288,0
13	66 T. SYKES	BMW S1000 RR 286,5
14	80 H. BARBERA	Kawasaki ZX-10RR 286,5
15	81 J. TORRES	Kawasaki ZX-10RR 285,7
16	28 M. REITERBERGER	BMW S1000 RR 285,7
17	23 R. KIYONARI	Honda CBR1000RR 282,7
18	52 A. DELBIANCO	Honda CBR1000RR 281,3

SEG. 1			SEG. 2			SEG. 3			SEG. 4		
1	1 J. REA	31.251	1	19 A. BAUTISTA	14.221	1	19 A. BAUTISTA	27.760	1	1 J. REA	22.027
2	66 T. SYKES	31.318	2	22 A. LOWES	14.284	2	91 L. HASLAM	27.805	2	66 T. SYKES	22.043
3	19 A. BAUTISTA	31.320	3	1 J. REA	14.311	3	28 M. REITERBERGER	27.843	3	60 M. VAN DER MARK	22.097
4	91 L. HASLAM	31.394	4	66 T. SYKES	14.358	4	66 T. SYKES	27.855	4	19 A. BAUTISTA	22.108
5	60 M. VAN DER MARK	31.462	5	60 M. VAN DER MARK	14.387	5	60 M. VAN DER MARK	27.856	5	22 A. LOWES	22.128
6	22 A. LOWES	31.468	6	91 L. HASLAM	14.434	6	1 J. REA	27.866	6	91 L. HASLAM	22.141
7	28 M. REITERBERGER	31.512	7	28 M. REITERBERGER	14.470	7	81 J. TORRES	27.868	7	54 T. RAZGATLIOGLU	22.216
8	81 J. TORRES	31.528	8	33 M. MELANDRI	14.485	8	52 A. DELBIANCO	27.879	8	28 M. REITERBERGER	22.220
9	11 S. CORTESE	31.685	9	7 C. DAVIES	14.521	9	11 S. CORTESE	27.902	9	81 J. TORRES	22.289
10	54 T. RAZGATLIOGLU	31.729	10	54 T. RAZGATLIOGLU	14.522	10	22 A. LOWES	27.926	10	33 M. MELANDRI	22.477
11	52 A. DELBIANCO	31.745	11	21 M. RINALDI	14.576	11	2 L. CAMIER	28.010	11	7 C. DAVIES	22.479
12	33 M. MELANDRI	31.849	12	81 J. TORRES	14.596	12	54 T. RAZGATLIOGLU	28.082	12	50 E. LAVERTY	22.508
13	80 H. BARBERA	31.863	13	50 E. LAVERTY	14.602	13	33 M. MELANDRI	28.127	13	80 H. BARBERA	22.574
14	2 L. CAMIER	31.883	14	80 H. BARBERA	14.622	14	7 C. DAVIES	28.135	14	2 L. CAMIER	22.594
15	21 M. RINALDI	31.886	15	11 S. CORTESE	14.655	15	80 H. BARBERA	28.158	15	52 A. DELBIANCO	22.653
16	7 C. DAVIES	31.934	16	2 L. CAMIER	14.702	16	21 M. RINALDI	28.161	16	11 S. CORTESE	22.733
17	23 R. KIYONARI	31.985	17	23 R. KIYONARI	14.737	17	23 R. KIYONARI	28.176	17	21 M. RINALDI	22.866
18	50 E. LAVERTY	32.039	18	52 A. DELBIANCO	14.810	18	50 E. LAVERTY	28.187	18	23 R. KIYONARI	22.886

14/04/2019

These data/results cannot be reproduced, stored and/or transmitted in whole or in part by any manner of electronic, mechanical, photocopying, recording, broadcasting or otherwise now known or herein after developed without the previous express consent by the copyright owner, except for reproduction in daily press and regular printed publications on sale to the public within 60 days of the event related to those data/results and always provided that copyright symbol appears together as follows below.

© DORNA WSBK ORGANIZATION Srl 2019



TT Circuit Assen 4.542 m

## Motul Dutch Round, 12-14 April 2019

### Ideal Times Warm Up

No.	Rider	Nat	Bike	Seg. 1	Seg. 2	Seg. 3	Seg. 4	Ideal Time		
				Diff. 1	Diff. 2	Diff. 3	Diff. 4	Best Lap	Pos.	Diff.
1	<b>19 A. BAUTISTA</b>	ESP	Ducati Panigale V4 R	31.320	<b>14.221</b>	<b>27.760</b> +0.007	22.108	<b>1'35.409</b> 1'35.416	1	0.007
2	<b>1 J. REA</b>	GBR	Kawasaki ZX-10RR	<b>31.251</b>	14.311 +0.016	27.866 +0.076	<b>22.027</b>	<b>1'35.455</b> 1'35.547	2	0.092
3	<b>66 T. SYKES</b>	GBR	BMW S1000 RR	31.318	14.358	27.855	22.043	<b>1'35.574</b> 1'35.574	3	
4	<b>91 L. HASLAM</b>	GBR	Kawasaki ZX-10RR	31.394	14.434 +0.029	27.805	22.141	<b>1'35.774</b> 1'35.803	4	0.029
5	<b>60 M. VAN DER MARK</b>	NED	Yamaha YZF R1	31.462 +0.024	14.387	27.856 +0.012	22.097	<b>1'35.802</b> 1'35.838	6	0.036
6	<b>22 A. LOWES</b>	GBR	Yamaha YZF R1	31.468	14.284	27.926 +0.014	22.128	<b>1'35.806</b> 1'35.820	5	0.014
7	<b>28 M. REITERBERGER</b>	GER	BMW S1000 RR	31.512 +0.203	14.470 +0.026	27.843	22.220	<b>1'36.045</b> 1'36.274	7	0.229
8	<b>81 J. TORRES</b>	ESP	Kawasaki ZX-10RR	31.528	14.596 +0.048	27.868 +0.225	22.289 +0.078	<b>1'36.281</b> 1'36.632	8	0.351
9	<b>54 T. RAZGATLIOGLU</b>	TUR	Kawasaki ZX-10RR	31.729	14.522 +0.133	28.082 +0.142	22.216	<b>1'36.549</b> 1'36.824	9	0.275
10	<b>33 M. MELANDRI</b>	ITA	Yamaha YZF R1	31.849	14.485 +0.029	28.127	22.477	<b>1'36.938</b> 1'36.967	10	0.029
11	<b>11 S. CORTESE</b>	GER	Yamaha YZF R1	31.685	14.655	27.902	22.733	<b>1'36.975</b> 1'36.975	11	
12	<b>7 C. DAVIES</b>	GBR	Ducati Panigale V4 R	31.934	14.521	28.135 +0.171	22.479	<b>1'37.069</b> 1'37.240	14	0.171
13	<b>52 A. DELBIANCO</b>	ITA	Honda CBR1000RR	31.745	14.810 +0.094	27.879	22.653	<b>1'37.087</b> 1'37.181	12	0.094
14	<b>2 L. CAMIER</b>	GBR	Honda CBR1000RR	31.883	14.702	28.010	22.594	<b>1'37.189</b> 1'37.189	13	
15	<b>80 H. BARBERA</b>	ESP	Kawasaki ZX-10RR	31.863 +0.123	14.622	28.158 +0.057	22.574 +0.170	<b>1'37.217</b> 1'37.567	16	0.350
16	<b>50 E. LAVERTY</b>	IRL	Ducati Panigale V4 R	32.039 +0.057	14.602 +0.091	28.187	22.508 +0.188	<b>1'37.336</b> 1'37.672	17	0.336
17	<b>21 M. RINALDI</b>	ITA	Ducati Panigale V4 R	31.886 +0.058	14.576	28.161	22.866 +0.008	<b>1'37.489</b> 1'37.555	15	0.066
18	<b>23 R. KIYONARI</b>	JPN	Honda CBR1000RR	31.985	14.737	28.176	22.886 +0.289	<b>1'37.784</b> 1'38.073	18	0.289
<b>Overall Ideal Time</b>				31.251	14.221	27.760	22.027	<b>1'35.259</b>		

14/04/2019

These data/results cannot be reproduced, stored and/or transmitted in whole or in part by any manner of electronic, mechanical, photocopying, recording, broadcasting or otherwise now known or herein after developed without the previous express consent by the copyright owner, except for reproduction in daily press and regular printed publications on sale to the public within 60 days of the event related to those data/results and always provided that copyright symbol appears together as follows below.

© DORNA WSBK ORGANIZATION Srl 2019

**PIRELLI PERUGIA TIMING**


Official Tyre Supplier



Official Timekeeper

## Motul Dutch Round, 12-14 April 2019

### Chronological Analysis Warm Up

TT Circuit Assen 4.542 m

1 / 2

1° 19 A. BAUTISTA (1'35.416)							
Lap	Seg.1	Seg.2	Seg.3	Seg.4	Lap Time	km/h	Local Time
1		14.960	28.533	22.892	291,9	9:03'04.170	
2	31.897	14.391	28.014	22.344	1'36.646	290,3	9:04'40.816
3	31.453	14.317	<b>27.760</b>	22.326	1'35.856	294,3	9:06'16.672
4	31.397	14.228	27.823	22.195	1'35.643	291,9	9:07'52.315
5	31.462	14.235	27.851	22.170	1'35.718	290,3	9:09'28.033
6	<b>31.320</b>	<b>14.221</b>	27.767	<b>22.108</b>	<b>1'35.416</b>	292,7	9:11'03.449
7	31.502	14.298	27.858	22.168	1'35.826	294,3	9:12'39.275
8	31.728	14.276	28.010	22.196	1'36.210	292,7	9:14'15.485
9	31.519	14.241	28.154	22.270	1'36.184	<b>295,9</b>	9:15'51.669

2° 1 J. REA (1'35.547)							
Lap	Seg.1	Seg.2	Seg.3	Seg.4	Lap Time	km/h	Local Time
1		15.449	29.672	23.400	277,6	9:01'42.070	
2	32.259	14.810	28.903	25.846	1'41.818	287,2	9:03'23.888
3	31.843	14.475	27.951	22.230	1'36.499	289,5	9:05'00.387
4	33.284	15.035	29.070	31.681	1'49.070P	283,5	9:06'49.457
5	3'48.463	14.608	28.178	22.272	4'53.521P	288,0	9:11'42.978
6	31.406	14.416	<b>27.866</b>	22.248	1'35.936	288,8	9:13'18.914
7	31.345	<b>14.311</b>	27.885	22.131	1'35.672	288,8	9:14'54.586
8	<b>31.251</b>	14.327	27.942	<b>22.027</b>	<b>1'35.547</b>	<b>291,9</b>	9:16'30.133

3° 66 T. SYKES (1'35.574)							
Lap	Seg.1	Seg.2	Seg.3	Seg.4	Lap Time	km/h	Local Time
1		15.459	29.166	23.272	273,4	9:04'07.618	
2	32.628	14.832	28.736	23.039	1'39.235	<b>286,5</b>	9:05'46.853
3	31.885	14.545	28.192	22.257	1'36.879	280,5	9:07'23.732
4	31.523	14.484	27.880	22.079	1'35.966	284,2	9:08'59.698
5	32.232	14.894	30.829	22.546	1'40.501	279,1	9:10'40.199
6	31.401	14.395	30.777	22.529	1'39.102	<b>286,5</b>	9:12'19.301
7	31.402	14.376	30.707	22.319	1'38.804	283,5	9:13'58.105
8	<b>31.318</b>	<b>14.358</b>	<b>27.855</b>	<b>22.043</b>	<b>1'35.574</b>	282,0	9:15'33.679

4° 91 L. HASLAM (1'35.803)							
Lap	Seg.1	Seg.2	Seg.3	Seg.4	Lap Time	km/h	Local Time
1		15.307	29.134	23.514	285,7	9:01'42.685	
2	31.905	14.694	29.302	23.897	1'39.798	290,3	9:03'22.483
3	31.710	14.496	28.038	22.376	1'36.620	285,7	9:04'59.103
4	31.633	14.438	27.986	22.242	1'36.299	<b>291,1</b>	9:06'35.402
5	35.491	14.832	28.793	22.855	1'41.971	287,2	9:08'17.373
6	33.744	14.850	30.742	24.438	1'43.774	282,0	9:10'01.147
7	<b>31.394</b>	14.463	<b>27.805</b>	<b>22.141</b>	<b>1'35.803</b>	287,2	9:11'36.950
8	31.439	<b>14.434</b>	27.814	22.306	1'35.993	<b>291,1</b>	9:13'12.943
9	32.585	14.671	28.614	23.348	1'39.218	288,0	9:14'52.161
10	31.568	14.464	28.014	22.190	1'36.236	288,0	9:16'28.397

5° 22 A. LOWES (1'35.820)							
Lap	Seg.1	Seg.2	Seg.3	Seg.4	Lap Time	km/h	Local Time
1		15.760	28.507	22.686	276,2	9:05'25.384	
2	31.763	14.437	27.959	22.475	1'36.634C	285,7	9:07'02.018
3	31.566	14.460	27.948	22.395	1'36.369	<b>289,5</b>	9:08'38.387
4	31.627	14.724	<b>27.926</b>	22.188	1'36.465	288,8	9:10'14.852
5	36.821	14.668	28.736	22.361	1'42.586	287,2	9:11'57.438
6	31.584	14.584	27.974	22.260	1'36.402	288,8	9:13'33.840
7	<b>31.468</b>	<b>14.284</b>	27.940	<b>22.128</b>	<b>1'35.820</b>	288,0	9:15'09.660

6° 60 M. VAN DER MARK (1'35.838)							
Lap	Seg.1	Seg.2	Seg.3	Seg.4	Lap Time	km/h	Local Time
1		16.111	29.868	23.633	278,4	9:01'56.463	
2	32.551	14.914	28.145	22.532	1'38.142	286,5	9:03'34.605
3	31.735	14.547	28.010	22.523	1'36.815	287,2	9:05'11.420

4	31.765	14.520	27.985	22.195	1'36.465	284,2	9:06'47.885
5	<b>31.639</b>	14.461	27.921	22.178	1'36.199	285,0	9:08'24.084
6	<b>31.462</b>	14.452	27.914	22.236	1'36.064	283,5	9:10'00.148
7	31.509	14.393	27.907	22.153	1'35.962C	284,2	9:11'36.110
8	31.486	<b>14.387</b>	27.868	<b>22.097</b>	<b>1'35.838</b>	285,7	9:13'11.948
9	33.983	14.823	28.763	22.964	1'40.533	287,2	9:14'52.481
10	31.728	14.430	<b>27.856</b>	22.286	1'36.300	<b>288,0</b>	9:16'28.781

7° 28 M. REITERBERGER (1'36.274)							
Lap	Seg.1	Seg.2	Seg.3	Seg.4	Lap Time	km/h	Local Time
1		15.853	29.310	23.461	265,4	9:03'55.614	
2	31.993	14.683	27.963	22.801	1'37.440	283,5	9:05'33.054
3	31.760	14.475	28.082	22.446	1'36.763	283,5	9:07'09.817
4	31.801	14.671	28.201	22.535	1'37.208	<b>285,7</b>	9:08'47.025
5	31.715	14.496	<b>27.843</b>	<b>22.220</b>	<b>1'36.274</b>	285,0	9:10'23.299
6	33.824	15.316	29.195	22.771	1'41.106	276,2	9:12'04.405
7	31.516	<b>14.470</b>	27.848	22.860	1'36.694	285,0	9:13'41.099
8	<b>31.512</b>	14.492	27.949	22.492	1'36.445	<b>285,7</b>	9:15'17.544

8° 81 J. TORRES (1'36.632)							
Lap	Seg.1	Seg.2	Seg.3	Seg.4	Lap Time	km/h	Local Time
1		15.664	29.295	23.114	274,1	9:03'04.029	
2	32.279	<b>14.596</b>	28.091	22.504	1'37.470	<b>285,7</b>	9:04'41.499
3	31.703	14.682	<b>27.868</b>	22.466	1'36.719	282,0	9:06'18.218
4	31.773	14.752	31.264	22.711	1'40.500	280,5	9:07'58.718
5	31.548	14.720	28.120	22.624	1'37.012	279,8	9:09'35.730
6	31.781	14.686	28.071	22.395	1'36.933	279,1	9:11'23.663
7	31.668	14.657	28.068	22.380	1'36.773	281,3	9:12'49.436
8	31.635	14.731	27.992	<b>22.289</b>	1'36.647	279,1	9:14'26.083
9	<b>31.528</b>	14.644	28.093	22.367	<b>1'36.632</b>	276,9	9:16'02.715

9° 54 T. RAZGATLIOGLU (1'36.824)							
Lap	Seg.1	Seg.2	Seg.3	Seg.4	Lap Time	km/h	Local Time
1		16.112	30.320	24.012	276,9	9:02'05.354	
2	33.399	15.167	28.828	23.041	1'40.435	285,7	9:03'45.789
3	32.247	14.996	28.349	22.802	1'38.394	284,2	9:05'24.183
4	32.201	14.795	28.265	22.458	1'37.719	286,5	9:07'01.902
5	31.997	<b>14.522</b>	<b>28.082</b>	22.307	1'36.908	<b>293,5</b>	9:08'38.810
6	<b>31.729</b>	14.655	28.224	<b>22.216</b>	<b>1'36.824</b>	288,0	9:10'15.634
7	31.895	14.640	28.141	22.274	1'36.950	284,2	9:11'52.584
8	36.801	17.105	29.647	32.710	1'56.263P	251,7	9:13'48.847

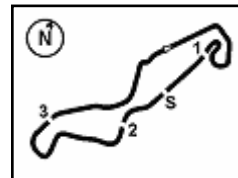
10° 33 M. MELANDRI (1'36.967)							
Lap	Seg.1	Seg.2	Seg.3	Seg.4	Lap Time	km/h	Local Time
1		16.063	30.180	23.771	279,8	9:01'57.276	
2	32.602	14.912	28.615	22.919	1'39.048	286,5	9:03'36.324
3	31.901	14.589	28.360	22.673	1'37.523	288,0	9:05'13.847
4	31.903	14.595	28.268	23.675	1'38.441	291,9	9:06'52.288
5	31.888	14.693	31.055	23.662	1'41.298	289,5	9:08'33.586
6	37.673	14.800	28.694	23.153	1'44.320	290,3	9:10'17.906
7	<b>31.849</b>	14.514	<b>28.127</b>	<b>22.477</b>	<b>1'36.967</b>	290,3	9:11'54.873
8	34.307	17.519	30.271	25.610	1'47.707	219,1	9:13'42.580
9	31.894	<b>14.485</b>	28.378	22.791	1'37.548	<b>293,5</b>	9:15'20.128

11° 11 S. CORTESE (1'36.975)							
Lap	Seg.1	Seg.2	Seg.3	Seg.4	Lap Time	km/h	Local Time
1		16.406	30.136	24.335	261,5	9:01'58.210	
2	33.577	15.755	29.571	24.494	1'43.397	273,4	9:03'41.607
3	32.717	15.059	28.527	23.394	1'39.697	<b>288,8</b>	9:05'21.304
4	32.333	14.863	28.304	23.138	1'38.638	285,7	9:06'59.942
5	31.907	14.781	28.074	23.055	1'37.817	286,5	9:08'37.759
6	32.198	14.797	28.985	23.028	1'39.008	285,0	9:10'16.767

14/04/2019 P = Pits In/Out - C = Lap Time Cancelled

These data/results cannot be reproduced, stored and/or transmitted in whole or in part by any manner of electronic, mechanical, photocopying, recording, broadcasting or otherwise now known or herein after developed without the previous express consent by the copyright owner, except for reproduction in daily press and regular printed publications on sale to the public within 60 days of the event related to those data/results and always provided that copyright symbol appears together as follows below.

© DORNA WSBK ORGANIZATION Srl 2019



TT Circuit Assen 4.542 m

**2 / 2**

7	<b>31.685</b>	<b>14.655</b>	<b>27.902</b>	<b>22.733</b>	<b>1'36.975</b>	285,0	9:11'53.742
8	34.666	18.597	30.211	35.170	1'58.644P	207,7	9:13'52.386

4	32.232	14.850	28.384	22.627	1'38.093	289,5	9:07'07.320
5	32.096	14.693	<b>28.187</b>	22.696	<b>1'37.672</b>	288,0	9:08'44.992
6	<b>32.039</b>	14.706	28.322	22.666	1'37.733	283,5	9:10'22.725
7	32.237	<b>14.602</b>	28.435	<b>22.508</b>	1'37.782	287,2	9:12'00.507
8	32.063	14.859	30.166	24.483	1'41.571	<b>291,1</b>	9:13'42.078
9	32.119	14.646	28.323	22.755	1'37.843	288,8	9:15'19.921

**12° 52 A. DELBIANCO (1'37.181)**

Lap	Seg.1	Seg.2	Seg.3	Seg.4	Lap Time	km/h	Local Time
1		16.441	32.271	25.299		255,9	9:01'54.532
2	32.637	15.425	28.316	22.986	1'39.364	272,0	9:03'33.896
3	31.835	14.856	28.104	23.006	1'37.801	271,4	9:05'11.697
4	31.827	14.937	28.456	35.568	1'50.788P	276,2	9:07'02.485
5	2'26.403	15.031	28.153	22.714	3'32.301P	275,5	9:10'34.786
6	31.919	<b>14.810</b>	28.022	23.542	1'38.293	<b>281,3</b>	9:12'13.079
7	<b>31.745</b>	14.904	<b>27.879</b>	<b>22.653</b>	<b>1'37.181</b>	277,6	9:13'50.260
8	32.123	15.014	28.102	22.701	1'37.940	275,5	9:15'28.200

**13° 2 L. CAMIER (1'37.189)**

Lap	Seg.1	Seg.2	Seg.3	Seg.4	Lap Time	km/h	Local Time
1		15.472	28.359	23.022		280,5	9:05'39.826
2	32.117	14.956	28.322	22.863	1'38.258	283,5	9:07'18.084
3	32.022	14.912	28.096	22.977	1'38.007	282,7	9:08'56.091
4	<b>31.883</b>	<b>14.702</b>	<b>28.010</b>	<b>22.594</b>	<b>1'37.189</b>	<b>288,0</b>	9:10'33.280
5	33.158	14.836	28.173	23.063	1'39.230	283,5	9:12'12.510
6	31.948	14.781	28.088	22.740	1'37.557	286,5	9:13'50.067
7	33.099	15.608	28.912	23.172	1'40.791	269,3	9:15'30.858

**14° 7 C. DAVIES (1'37.240)**

Lap	Seg.1	Seg.2	Seg.3	Seg.4	Lap Time	km/h	Local Time
1		15.603	29.365	23.819		284,2	9:02'38.522
2	33.238	15.062	29.042	23.400	1'40.742	290,3	9:04'19.264
3	32.616	14.955	28.763	23.164	1'39.498	292,7	9:05'58.762
4	32.666	15.060	28.887	33.166	1'49.779P	291,9	9:07'48.541
5	3'22.474	15.014	29.210	22.858	4'29.556P	288,8	9:12'18.097
6	32.131	14.603	<b>28.135</b>	22.647	1'37.516	<b>294,3</b>	9:13'55.613
7	<b>31.934</b>	<b>14.521</b>	28.306	<b>22.479</b>	<b>1'37.240</b>	291,9	9:15'32.853

**15° 21 M. RINALDI (1'37.555)**

Lap	Seg.1	Seg.2	Seg.3	Seg.4	Lap Time	km/h	Local Time
1		16.235	30.216	23.812		276,9	9:03'41.260
2	32.557	14.965	28.606	23.268	1'39.396	285,0	9:05'20.656
3	32.461	14.861	28.412	<b>22.866</b>	1'38.600	285,7	9:06'59.256
4	32.044	14.742	28.271	22.886	1'37.943	288,0	9:08'37.199
5	31.944	<b>14.576</b>	<b>28.161</b>	22.874	<b>1'37.555</b>	<b>289,5</b>	9:10'14.754
6	<b>31.886</b>	14.720	28.187	22.893	1'37.686	288,8	9:11'52.440
7	31.909	15.237	29.495	23.334	1'39.975	285,0	9:13'32.415
8	31.999	14.729	28.721	23.059	1'38.508	288,8	9:15'10.923

**16° 80 H. BARBERA (1'37.567)**

Lap	Seg.1	Seg.2	Seg.3	Seg.4	Lap Time	km/h	Local Time
1		16.025	30.194	24.890		280,5	9:01'54.275
2	33.008	15.430	29.594	23.026	1'41.058	284,2	9:03'35.333
3	31.988	14.761	<b>28.158</b>	22.845	1'37.752	284,2	9:05'13.085
4	<b>31.863</b>	14.775	28.255	23.564	1'38.457	284,2	9:06'51.542
5	33.415	14.907	30.286	24.422	1'43.030	281,3	9:08'34.572
6	32.544	15.061	33.374	22.842	1'43.821	282,0	9:10'18.393
7	32.049	14.656	28.375	22.832	1'37.912	284,2	9:11'56.305
8	32.295	15.048	28.388	<b>22.574</b>	1'38.305	285,0	9:13'34.610
9	31.986	<b>14.622</b>	28.215	22.744	<b>1'37.567</b>	<b>286,5</b>	9:15'12.177

**17° 50 E. LAVERTY (1'37.672)**

Lap	Seg.1	Seg.2	Seg.3	Seg.4	Lap Time	km/h	Local Time
1		16.336	30.186	23.608		247,1	9:02'11.829
2	32.538	14.977	28.566	22.956	1'39.037	289,5	9:03'50.866
3	32.226	14.901	28.454	22.780	1'38.361	283,5	9:05'29.227

14/04/2019 P = Pits In/Out - C = Lap Time Cancelled

These data/results cannot be reproduced, stored and/or transmitted in whole or in part by any manner of electronic, mechanical, photocopying, recording, broadcasting or otherwise now known or herein after developed without the previous express consent by the copyright owner, except for reproduction in daily press and regular printed publications on sale to the public within 60 days of the event related to those data/results and always provided that copyright symbol appears together as follows below.

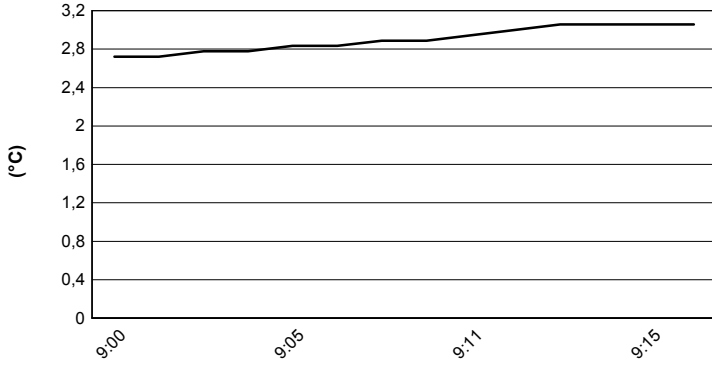
© DORNA WSBK ORGANIZATION Srl 2019

## Motul Dutch Round, 12-14 April 2019

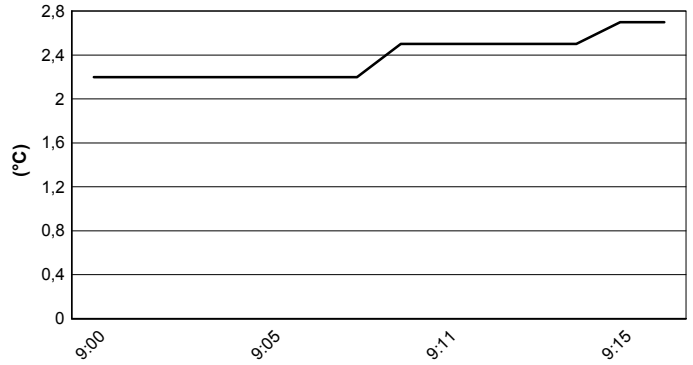
### Weather Report Warm Up

Session started 09:00 - Session ended 9:16

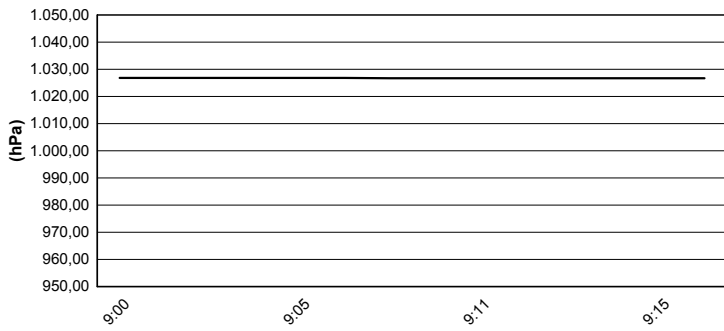
#### Air Temperature



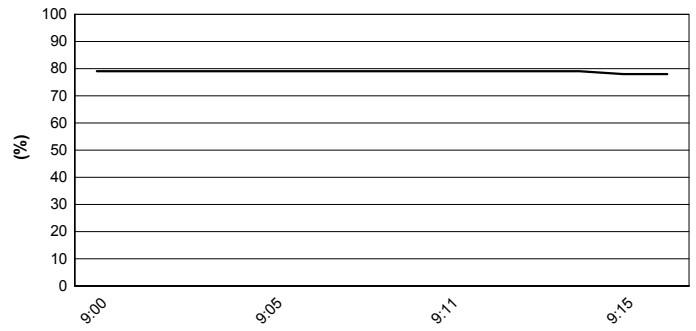
#### Track Temperature



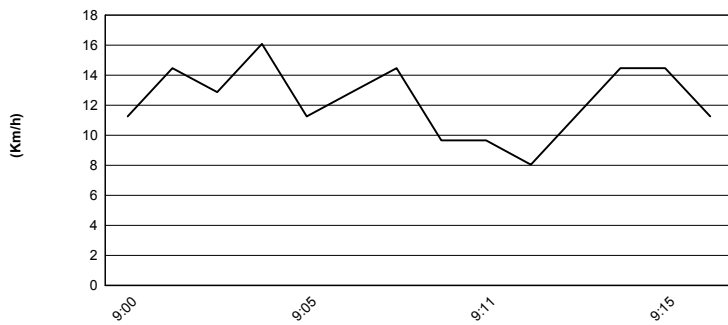
#### Air Pressure



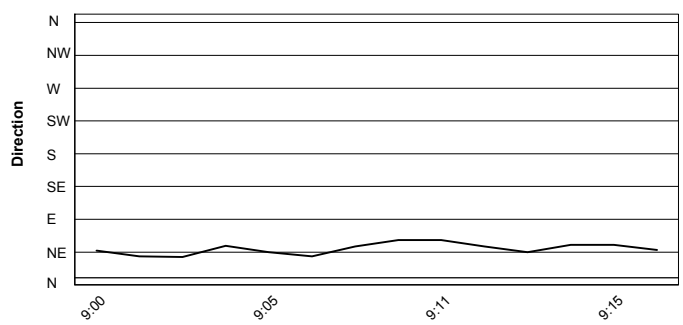
#### Humidity



#### Wind Speed



#### Wind Direction

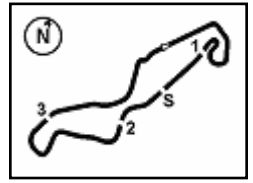


14/04/2019

These data/results cannot be reproduced, stored and/or transmitted in whole or in part by any manner of electronic, mechanical, photocopying, recording, broadcasting or otherwise now known or herein after developed without the previous express consent by the copyright owner, except for reproduction in daily press and regular printed publications on sale to the public within 60 days of the event related to those data/results and always provided that copyright symbol appears together as follows below.

© DORNA WSBK ORGANIZATION Srl 2019





TT Circuit Assen 4.542 m

## Motul Dutch Round, 12-14 April 2019

### Starting Grid - Race 1

21 Laps x 4,542 km = 95,382 km

Pos	Number	Rider Name	Team	Time
1	19	BAUTISTA A.	Ducati	1'34.740
2	60	VAN DER MARK M.	Yamaha	1'34.822
3	28	REITERBERGER M.	BMW	1'34.828
4	22	LOWES A.	Yamaha	1'34.935
5	91	HASLAM L.	Kawasaki	1'35.086
6	66	SYKES T.	BMW	1'35.155
7	7	DAVIES C.	Ducati	1'35.288
8	1	REA J.	Kawasaki	1'35.530
9	54	RAZGATLIOGLU T.	Kawasaki	1'35.844
10	2	CAMIER L.	Honda	1'35.920
11	81	TORRES J.	Kawasaki	1'36.076
12	11	CORTESE S.	Yamaha	1'36.175
13	50	LAVERTY E.	Ducati	1'36.222
14	52	DELBIANCO A.	Honda	1'36.828
15	23	KIYONARI R.	Honda	1'36.879
16	33	MELANDRI M.	Yamaha	1'37.042
17	21	RINALDI M.	Ducati	1'37.221
18	80	BARBERA H.	Kawasaki	1'37.283

14/04/2019 The Race Director .....

These data/results cannot be reproduced, stored and/or transmitted in whole or in part by any manner of electronic, mechanical, photocopying, recording, broadcasting or otherwise now known or herein after developed without the previous express consent by the copyright owner, except for reproduction in daily press and regular printed publications on sale to the public within 60 days of the event related to those data/results and always provided that copyright symbol appears together as follows below.

© DORNA WSBK ORGANIZATION Srl 2019

FKR PERUGIA TIMING



Official Tyre Supplier



Official Timekeeper