

Motul Dutch Round, 12-14 April 2019

Biographical Entry List

TT Circuit Assen 4.542 m

No.	Rider (Abbreviation)			Nat	Bike Team	Wins 2019	Podiums 2019	Pole 2019	Races 2019	Tyres	Class
	Age	Date of Birth	Place of Birth								
1	3	DE ROSA Raffaele (DeR)	32 25/03/1987	Napoli	ITA	MV Agusta F3 675 MV AGUSTA Reparto Corse			6	42 2	Pirelli
2	4	STANGE Christian (Sta)	20 05/06/1998	Most	GER	Honda CBR600RR GEMAR - Ciociaria Corse WorldSSP Team				6 1	Pirelli
3	6	HERRERA Maria (Her)	22 26/08/1996	Toledo	ESP	Yamaha YZF R6 MS Racing				2 2	Pirelli
4	10	CALERO Nacho (Cal)	27 05/07/1991	Valencia	ESP	Kawasaki ZX-6R Orelac Racing VerdNatura				71 2	Pirelli
5	11	SMITH Kyle (Smi)	27 16/09/1991	Hudersfield	GBR	Kawasaki ZX-6R Team Pedercini Racing	3	7		48	ESS
6	15	COPPOLA Alfonso (Cop)	21 15/09/1997	Scafati	ITA	Honda CBR600RR GEMAR - Ciociaria Corse WorldSSP Team				9 1	Pirelli
7	16	CLUZEL Jules (Clu)	30 12/10/1988	Montluçon	FRA	Yamaha YZF R6 GMT94 YAMAHA	18 1	42 2	21 1	71 2	Pirelli
8	21	KRUMMENACHER Randy (Kru)	29 24/02/1990	Zurich	SUI	Yamaha YZF R6 BARDAHL Evan Bros. WorldSSP Team	3 1	8 2	1	26 2	Pirelli
9	22	FULIGNI Federico (Ful)	23 01/06/1995	Bologna	ITA	MV Agusta F3 675 MV AGUSTA Reparto Corse				2 2	Pirelli
10**	24	DE WINTERE Arne (DeW)	21 19/01/1998	Waragen	BEL	Yamaha YZF R6 Go4Racing					Pirelli
11	30	VAN STRAALEN Glenn (vSt)	18 30/09/2000	Hoogkarspel	NED	Kawasaki ZX-6R EAB Racing Team				4 2	Pirelli
12	32	VINALES Isaac (Vin)	25 06/11/1993	Llansá	ESP	Yamaha YZF R6 Kallio Racing				2 2	Pirelli
13	36	GRADINGER Thomas (Gra)	22 11/08/1996	St. Marienkirchen	AUT	Yamaha YZF R6 Kallio Racing				15 2	Pirelli
14	38	SOOMER Hannes (Soo)	21 17/02/1998	Tallinn	EST	Honda CBR600RR MPM WILSport Racedays				27 2	Pirelli
15**	43	RUBIN Daniel (Rub)	21 07/04/1998	Lahr	GER	Yamaha YZF R6 Rubin Racing Team					Pirelli
16	44	MAHIAS Lucas (Mah)	29 14/04/1989	Mont de Marsan	FRA	Kawasaki ZX-6R Kawasaki Puccetti Racing	5	15	7	37 2	Pirelli
17	47	HARTOG Rob (Har)	27 26/03/1992	Abbekerk	NED	Kawasaki ZX-6R Team Hartog - Against Cancer				18 1	Pirelli
18	48	NAVAND Xavier (Nav)	17 08/10/2001	Pontalier	FRA	Yamaha YZF R6 DK MOTORSPORT					Pirelli ESS
19	56	SEBESTYEN Peter (Seb)	24 16/05/1994	Budapest	HUN	Honda CBR600RR CIA Landlord Insurance Honda				19 2	Pirelli
20	64	CARICASULO Federico (Car)	23 06/04/1996	Ravenna	ITA	Yamaha YZF R6 BARDAHL Evan Bros. WorldSSP Team	3	13 2	5 1	38 2	Pirelli
21	67	MATERN Gaetan (Mat)	21 14/04/1997	Strasbourg	FRA	Kawasaki ZX-6R Flembo Leader Team				1	Pirelli ESS
22	74	VAN SIKKELERUS Jaimie (vSk)	21 25/05/1997	Curacao	NED	Honda CBR600RR MPM WILSport Racedays				24 2	Pirelli
23*	77	TESSELS Wayne (Tes)	24 21/04/1994	Nieuweigen	NED	Yamaha YZF R6 Team SWPN				8	Pirelli
24	78	OKUBO Hikari (Oku)	25 11/08/1993	Kodaira	JPN	Kawasaki ZX-6R Kawasaki Puccetti Racing				37 2	Pirelli
25	84	CRESSON Loris (Cre)	20 14/08/1998	Braine L'Alleud	BEL	Yamaha YZF R6 Kallio Racing				20 2	Pirelli
26	86	BADOVINI Ayrton (Bad)	32 31/05/1986	Biella	ITA	Kawasaki ZX-6R Team Pedercini Racing	1	2		23 2	Pirelli
27	94	PEROLARI Corentin (Per)	20 13/04/1998	Bagnols-sur-Cèze	FRA	Yamaha YZF R6 GMT94 YAMAHA				9	Pirelli
28	95	DANILO Jules (Dan)	23 18/05/1995	Milano	FRA	Honda CBR600RR CIA Landlord Insurance Honda				2 2	Pirelli

12/04/2019

* = Wild Card

** = One Event

These data/results cannot be reproduced, stored and/or transmitted in whole or in part by any manner of electronic, mechanical, photocopying, recording, broadcasting or otherwise now known or herein after developed without the previous express consent by the copyright owner, except for reproduction in daily press and regular printed publications on sale to the public within 60 days of the event related to those data/results and always provided that copyright symbol appears together as follows below.

© DORNA WSBK ORGANIZATION Srl 2019

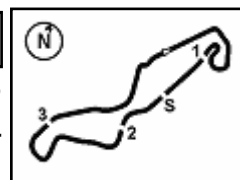
FICR PERUGIA TIMING



Official Tyre Supplier



Official Timekeeper



Motul Dutch Round, 12-14 April 2019

Results Free Practice 1st Session

No.	Rider	Nat	Team	Bike	Class	Time	Gap	Rel.	Laps	Speed	
										Avg	Max
1	21 R. KRUMMENACHER	SUI	BARDAHL Evan Bros. WorldSSP Team	Yamaha YZF R6		1'38.996			17	165,170	256,5
2	3 R. DE ROSA	ITA	MV AGUSTA Reparto Corse	MV Agusta F3 675		1'39.107	0.111	0.111	21	164,985	257,8
3	64 F. CARICASULO	ITA	BARDAHL Evan Bros. WorldSSP Team	Yamaha YZF R6		1'39.298	0.302	0.191	20	164,668	255,9
4	44 L. MAHIAS	FRA	Kawasaki Puccetti Racing	Kawasaki ZX-6R		1'39.554	0.558	0.256	18	164,245	252,3
5	78 H. OKUBO	JPN	Kawasaki Puccetti Racing	Kawasaki ZX-6R		1'39.558	0.562	0.004	18	164,238	254,7
6	32 I. VINALES	ESP	Kallio Racing	Yamaha YZF R6		1'39.596	0.600	0.038	18	164,175	255,3
7	36 T. GRADINGER	AUT	Kallio Racing	Yamaha YZF R6		1'39.614	0.618	0.018	17	164,146	257,1
8	16 J. CLUZEL	FRA	GMT94 YAMAHA	Yamaha YZF R6		1'39.863	0.867	0.249	14	163,736	253,5
9	86 A. BADOVINI	ITA	Team Pedercini Racing	Kawasaki ZX-6R		1'39.943	0.947	0.080	14	163,605	250,0
10	11 K. SMITH	GBR	Team Pedercini Racing	Kawasaki ZX-6R	ESS	1'40.143	1.147	0.200	18	163,279	254,1
11	94 C. PEROLARI	FRA	GMT94 YAMAHA	Yamaha YZF R6		1'40.264	1.268	0.121	18	163,081	252,9
12	38 H. SOOMER	EST	MPM WILSport Racedays	Honda CBR600RR		1'40.316	1.320	0.052	15	162,997	250,6
13	84 L. CRESSON	BEL	Kallio Racing	Yamaha YZF R6		1'40.579	1.583	0.263	17	162,571	259,0
14	77 W. TESSELS	NED	Team SWPN	Yamaha YZF R6		1'40.667	1.671	0.088	17	162,429	245,5
15	30 G. VAN STRAALEN	NED	EAB Racing Team	Kawasaki ZX-6R		1'40.933	1.937	0.266	19	162,001	256,5
16	22 F. FULIGNI	ITA	MV AGUSTA Reparto Corse	MV Agusta F3 675		1'40.939	1.943	0.006	19	161,991	252,9
17	56 P. SEBESTYEN	HUN	CIA Landlord Insurance Honda	Honda CBR600RR		1'40.985	1.989	0.046	16	161,917	251,7
18	10 N. CALERO	ESP	Orelac Racing VerdNatura	Kawasaki ZX-6R		1'41.161	2.165	0.176	18	161,635	250,6
19	47 R. HARTOG	NED	Team Hartog - Against Cancer	Kawasaki ZX-6R		1'41.210	2.214	0.049	6	161,557	251,2
20	95 J. DANILO	FRA	CIA Landlord Insurance Honda	Honda CBR600RR		1'41.386	2.390	0.176	17	161,277	252,9
21	74 J. VAN SIKKELERUS	NED	MPM WILSport Racedays	Honda CBR600RR		1'41.408	2.412	0.022	16	161,242	251,2
22	4 C. STANGE	GER	GEMAR - Ciociaria Corse WorldSSP Team	Honda CBR600RR		1'41.597	2.601	0.189	17	160,942	250,0
23	15 A. COPPOLA	ITA	GEMAR - Ciociaria Corse WorldSSP Team	Honda CBR600RR		1'42.549	3.553	0.952	16	159,448	251,7
24	43 D. RUBIN	GER	Rubin Racing Team	Yamaha YZF R6		1'42.702	3.706	0.153	20	159,210	247,7
25	24 A. DE WINTERE	BEL	Go4Racing	Yamaha YZF R6		1'43.003	4.007	0.301	14	158,745	247,7
26	6 M. HERRERA	ESP	MS Racing	Yamaha YZF R6		1'43.079	4.083	0.076	17	158,628	256,5
27	48 X. NAVAND	FRA	DK MOTORSPORT	Yamaha YZF R6	ESS	1'45.143	6.147	2.064	21	155,514	246,6
----- Out 107% in this Session -----											
28	67 G. MATERN	FRA	Flembo Leader Team	Kawasaki ZX-6R	ESS	1'50.285	11.289	5.142	19	148,263	243,2

Qualifying Lap Time (107% of 1'38.996): 1'45.927

AIR	Humidity:	49%	Temp:	6°C
TRACK	Condition:	Dry	Temp:	10°C

Records	Pole (SP2)	2018	S.Cortese	1'37.799	167,190	Km/h
	Race (RC)	2018	R.Krummenacher	1'38.108	166,670	Km/h
	All Times (SP2)	2018	S.Cortese	1'37.799	167,190	Km/h

Start 12/04/2019 11:35 End 12:22 The results are provisional until the end of the time limit for protests and appeals and the completion of the technical checks.

These data/results cannot be reproduced, stored and/or transmitted in whole or in part by any manner of electronic, mechanical, photocopying, recording, broadcasting or otherwise now known or herein after developed without the previous express consent by the copyright owner, except for reproduction in daily press and regular printed publications on sale to the public within 60 days of the event related to those data/results and always provided that copyright symbol appears together as follows below.

© DORNA WSBK ORGANIZATION Srl 2019

Motul Dutch Round, 12-14 April 2019

Results Free Practice 1st Session

Session Highlights

Local Time	No. Rider	Description
11.35.00		Start
11.37.10		WorldSSP Pit Intervention Time: 1min 16secs
11.40.00	10 N. CALERO	On the Gravel - Re-Joined - Turn 9
11.43.02	74 J. VAN SIKKELERUS	On Asphalt - Re-Joined - Turn 9
11.46.10	56 P. SEBESTYEN	On Asphalt - Re-Joined - Turn 9
11.55.46	47 R. HARTOG	Crashed - Turn 3
11.58.42	38 H. SOOMER	On the Gravel - Re-Joined - Turn 5
12.01.54	74 J. VAN SIKKELERUS	On Asphalt - Re-Joined - Turn 9
12.15.42	24 A. DE WINTERE	On Asphalt - Re-Joined - Turn 9
12.17.46	38 H. SOOMER	On Asphalt - Re-Joined - Turn 11
12.18.47	78 H. OKUBO	On Asphalt - Re-Joined - Turn 9
12.19.00	86 A. BADOVINI	Technical Problem - Turn 8
12.20.52	86 A. BADOVINI	Technical Problem - Turn 11
12.22.10		End Of Session

Fastest Laps Sequence

No.	Rider	Nat	Team	Bike	Local Time	Time	Gap	Avg
3	R. DE ROSA	ITA	MV AGUSTA Reparto Corse	MV Agusta F3 675	11:38'34.070	1'42.222		159,958
21	R. KRUMMENACHER	SUI	BARDAHL Evan Bros. WorldSSP Team	Yamaha YZF R6	11:39'04.038	1'41.766	-0.456	160,674
16	J. CLUZEL	FRA	GMT94 YAMAHA	Yamaha YZF R6	11:39'40.914	1'41.628	-0.138	160,893
3	R. DE ROSA	ITA	MV AGUSTA Reparto Corse	MV Agusta F3 675	11:40'15.072	1'41.002	-0.626	161,890
78	H. OKUBO	JPN	Kawasaki Puccetti Racing	Kawasaki ZX-6R	11:40'38.142	1'40.974	-0.028	161,935
16	J. CLUZEL	FRA	GMT94 YAMAHA	Yamaha YZF R6	11:41'21.427	1'40.513	-0.461	162,677
64	F. CARICASULO	ITA	BARDAHL Evan Bros. WorldSSP Team	Yamaha YZF R6	11:42'17.005	1'40.066	-0.447	163,404
78	H. OKUBO	JPN	Kawasaki Puccetti Racing	Kawasaki ZX-6R	11:42'18.088	1'39.946	-0.120	163,600
78	H. OKUBO	JPN	Kawasaki Puccetti Racing	Kawasaki ZX-6R	11:43'58.005	1'39.917	-0.029	163,648
21	R. KRUMMENACHER	SUI	BARDAHL Evan Bros. WorldSSP Team	Yamaha YZF R6	11:47'28.351	1'39.616	-0.301	164,142
64	F. CARICASULO	ITA	BARDAHL Evan Bros. WorldSSP Team	Yamaha YZF R6	11:48'57.101	1'39.486	-0.130	164,357
21	R. KRUMMENACHER	SUI	BARDAHL Evan Bros. WorldSSP Team	Yamaha YZF R6	12:02'47.113	1'39.376	-0.110	164,539
3	R. DE ROSA	ITA	MV AGUSTA Reparto Corse	MV Agusta F3 675	12:13'01.104	1'39.315	-0.061	164,640
21	R. KRUMMENACHER	SUI	BARDAHL Evan Bros. WorldSSP Team	Yamaha YZF R6	12:14'06.788	1'39.162	-0.153	164,894
3	R. DE ROSA	ITA	MV AGUSTA Reparto Corse	MV Agusta F3 675	12:14'40.211	1'39.107	-0.055	164,985
21	R. KRUMMENACHER	SUI	BARDAHL Evan Bros. WorldSSP Team	Yamaha YZF R6	12:19'05.510	1'39.104	-0.003	164,990
21	R. KRUMMENACHER	SUI	BARDAHL Evan Bros. WorldSSP Team	Yamaha YZF R6	12:20'44.506	1'38.996	-0.108	165,170

Start 11:35 End 12:22 The results are provisional until the end of the time limit for protests and appeals and the completion of the technical checks.

These data/results cannot be reproduced, stored and/or transmitted in whole or in part by any manner of electronic, mechanical, photocopying, recording, broadcasting or otherwise now known or herein after developed without the previous express consent by the copyright owner, except for reproduction in daily press and regular printed publications on sale to the public within 60 days of the event related to those data/results and always provided that copyright symbol appears together as follows below.

© DORNA WSBK ORGANIZATION Srl 2019

Motul Dutch Round, 12-14 April 2019

Best Sectors & Speed Free Practice 1st Session

BEST LAP		
1	21 R. KRUMMENACHER	Yamaha YZF R6 1'38.996
2	3 R. DE ROSA	MV Agusta F3 675 1'39.107
3	64 F. CARICASULO	Yamaha YZF R6 1'39.298
4	44 L. MAHIAS	Kawasaki ZX-6R 1'39.554
5	78 H. OKUBO	Kawasaki ZX-6R 1'39.558
6	32 I. VINALES	Yamaha YZF R6 1'39.596
7	36 T. GRADINGER	Yamaha YZF R6 1'39.614
8	16 J. CLUZEL	Yamaha YZF R6 1'39.863
9	86 A. BADOVINI	Kawasaki ZX-6R 1'39.943
10	11 K. SMITH	Kawasaki ZX-6R 1'40.143
11	94 C. PEROLARI	Yamaha YZF R6 1'40.264
12	38 H. SOOMER	Honda CBR600RR 1'40.316
13	84 L. CRESSON	Yamaha YZF R6 1'40.579
14	77 W. TESSELS	Yamaha YZF R6 1'40.667
15	30 G. VAN STRAALLEN	Kawasaki ZX-6R 1'40.933
16	22 F. FULIGNI	MV Agusta F3 675 1'40.939
17	56 P. SEBESTYEN	Honda CBR600RR 1'40.985
18	10 N. CALERO	Kawasaki ZX-6R 1'41.161
19	47 R. HARTOG	Kawasaki ZX-6R 1'41.210
20	95 J. DANILO	Honda CBR600RR 1'41.386
21	74 J. VAN SIKKELERUS	Honda CBR600RR 1'41.408
22	4 C. STANGE	Honda CBR600RR 1'41.597
23	15 A. COPPOLA	Honda CBR600RR 1'42.549
24	43 D. RUBIN	Yamaha YZF R6 1'42.702
25	24 A. DE WINTERE	Yamaha YZF R6 1'43.003
26	6 M. HERRERA	Yamaha YZF R6 1'43.079
27	48 X. NAVAND	Yamaha YZF R6 1'45.143
28	67 G. MATERN	Kawasaki ZX-6R 1'50.285

SPEED		
1	84 L. CRESSON	Yamaha YZF R6 259.0
2	3 R. DE ROSA	MV Agusta F3 675 257.8
3	36 T. GRADINGER	Yamaha YZF R6 257.1
4	6 M. HERRERA	Yamaha YZF R6 256.5
5	21 R. KRUMMENACHER	Yamaha YZF R6 256.5
6	30 G. VAN STRAALLEN	Kawasaki ZX-6R 256.5
7	64 F. CARICASULO	Yamaha YZF R6 255.9
8	32 I. VINALES	Yamaha YZF R6 255.3
9	78 H. OKUBO	Kawasaki ZX-6R 254.7
10	11 K. SMITH	Kawasaki ZX-6R 254.1
11	16 J. CLUZEL	Yamaha YZF R6 253.5
12	95 J. DANILO	Honda CBR600RR 252.9
13	94 C. PEROLARI	Yamaha YZF R6 252.9
14	22 F. FULIGNI	MV Agusta F3 675 252.9
15	44 L. MAHIAS	Kawasaki ZX-6R 252.3
16	56 P. SEBESTYEN	Honda CBR600RR 251.7
17	15 A. COPPOLA	Honda CBR600RR 251.7
18	47 R. HARTOG	Kawasaki ZX-6R 251.2
19	74 J. VAN SIKKELERUS	Honda CBR600RR 251.2
20	38 H. SOOMER	Honda CBR600RR 250.6
21	10 N. CALERO	Kawasaki ZX-6R 250.6
22	4 C. STANGE	Honda CBR600RR 250.0
23	86 A. BADOVINI	Kawasaki ZX-6R 250.0
24	24 A. DE WINTERE	Yamaha YZF R6 247.7
25	43 D. RUBIN	Yamaha YZF R6 247.7
26	48 X. NAVAND	Yamaha YZF R6 246.6
27	77 W. TESSELS	Yamaha YZF R6 245.5
28	67 G. MATERN	Kawasaki ZX-6R 243.2

SEG. 1		
1	64 F. CARICASULO	32.225
2	3 R. DE ROSA	32.338
3	32 I. VINALES	32.469
4	86 A. BADOVINI	32.523
5	21 R. KRUMMENACHER	32.525
6	78 H. OKUBO	32.545
7	38 H. SOOMER	32.601
8	16 J. CLUZEL	32.642
9	36 T. GRADINGER	32.647
10	44 L. MAHIAS	32.664
11	11 K. SMITH	32.681
12	94 C. PEROLARI	32.692
13	22 F. FULIGNI	32.911
14	30 G. VAN STRAALLEN	32.923
15	77 W. TESSELS	32.934
16	10 N. CALERO	32.954
17	95 J. DANILO	33.006
18	84 L. CRESSON	33.112
19	47 R. HARTOG	33.139
20	74 J. VAN SIKKELERUS	33.222
21	4 C. STANGE	33.243
22	15 A. COPPOLA	33.270
23	56 P. SEBESTYEN	33.288
24	43 D. RUBIN	33.553
25	6 M. HERRERA	33.609
26	24 A. DE WINTERE	33.788
27	48 X. NAVAND	34.573
28	67 G. MATERN	35.925

SEG. 2		
1	21 R. KRUMMENACHER	15.039
2	64 F. CARICASULO	15.127
3	44 L. MAHIAS	15.204
4	3 R. DE ROSA	15.214
5	78 H. OKUBO	15.219
6	84 L. CRESSON	15.240
7	36 T. GRADINGER	15.322
8	16 J. CLUZEL	15.384
9	32 I. VINALES	15.385
10	30 G. VAN STRAALLEN	15.395
11	11 K. SMITH	15.403
12	22 F. FULIGNI	15.439
13	38 H. SOOMER	15.442
14	94 C. PEROLARI	15.442
15	74 J. VAN SIKKELERUS	15.488
16	56 P. SEBESTYEN	15.526
17	86 A. BADOVINI	15.533
18	77 W. TESSELS	15.534
19	47 R. HARTOG	15.559
20	95 J. DANILO	15.610
21	10 N. CALERO	15.618
22	6 M. HERRERA	15.725
23	4 C. STANGE	15.758
24	15 A. COPPOLA	15.775
25	43 D. RUBIN	15.790
26	24 A. DE WINTERE	15.898
27	48 X. NAVAND	16.022
28	67 G. MATERN	17.044

SEG. 3		
1	3 R. DE ROSA	28.405
2	64 F. CARICASULO	28.424
3	21 R. KRUMMENACHER	28.439
4	44 L. MAHIAS	28.446
5	32 I. VINALES	28.481
6	11 K. SMITH	28.521
7	78 H. OKUBO	28.537
8	94 C. PEROLARI	28.584
9	36 T. GRADINGER	28.612
10	86 A. BADOVINI	28.633
11	16 J. CLUZEL	28.639
12	38 H. SOOMER	28.684
13	10 N. CALERO	28.756
14	77 W. TESSELS	28.794
15	30 G. VAN STRAALLEN	28.796
16	47 R. HARTOG	28.798
17	56 P. SEBESTYEN	28.843
18	95 J. DANILO	28.907
19	4 C. STANGE	28.947
20	84 L. CRESSON	28.957
21	74 J. VAN SIKKELERUS	28.982
22	15 A. COPPOLA	29.030
23	22 F. FULIGNI	29.039
24	6 M. HERRERA	29.137
25	43 D. RUBIN	29.254
26	24 A. DE WINTERE	29.550
27	48 X. NAVAND	29.875
28	67 G. MATERN	31.129

SEG. 4		
1	21 R. KRUMMENACHER	22.857
2	3 R. DE ROSA	22.899
3	36 T. GRADINGER	22.981
4	16 J. CLUZEL	23.029
5	78 H. OKUBO	23.078
6	64 F. CARICASULO	23.093
7	32 I. VINALES	23.133
8	44 L. MAHIAS	23.163
9	84 L. CRESSON	23.195
10	86 A. BADOVINI	23.209
11	94 C. PEROLARI	23.252
12	11 K. SMITH	23.307
13	56 P. SEBESTYEN	23.328
14	77 W. TESSELS	23.393
15	38 H. SOOMER	23.403
16	22 F. FULIGNI	23.449
17	30 G. VAN STRAALLEN	23.491
18	74 J. VAN SIKKELERUS	23.527
19	47 R. HARTOG	23.539
20	4 C. STANGE	23.546
21	10 N. CALERO	23.685
22	24 A. DE WINTERE	23.746
23	95 J. DANILO	23.774
24	43 D. RUBIN	23.955
25	15 A. COPPOLA	24.082
26	48 X. NAVAND	24.192
27	6 M. HERRERA	24.295
28	67 G. MATERN	26.064

12/04/2019

These data/results cannot be reproduced, stored and/or transmitted in whole or in part by any manner of electronic, mechanical, photocopying, recording, broadcasting or otherwise now known or herein after developed without the previous express consent by the copyright owner, except for reproduction in daily press and regular printed publications on sale to the public within 60 days of the event related to those data/results and always provided that copyright symbol appears together as follows below.

© DORNA WSBK ORGANIZATION Srl 2019

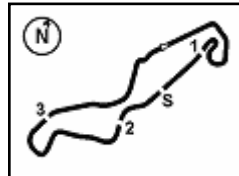
FICR PERUGIA TIMING



Official Tyre Supplier



Official Timekeeper



TT Circuit Assen 4.542 m

Motul Dutch Round, 12-14 April 2019

Ideal Times Free Practice 1st Session

No.	Rider	Nat	Bike	Seg. 1	Seg. 2	Seg. 3	Seg. 4	Ideal Time		
				Diff. 1	Diff. 2	Diff. 3	Diff. 4	Best Lap	Pos.	Diff.
1	3 R. DE ROSA	ITA	MV Agusta F3 675	32.338 +0.087	15.214 +0.098	28.405	22.899 +0.066	1'38.856 1'39.107	2	0.251
2	21 R. KRUMMENACHER	SUI	Yamaha YZF R6	32.525	15.039	28.439 +0.081	22.857 +0.055	1'38.860 1'38.996	1	0.136
3	64 F. CARICASULO	ITA	Yamaha YZF R6	32.225 +0.135	15.127 +0.230	28.424 +0.031	23.093 +0.033	1'38.869 1'39.298	3	0.429
4	78 H. OKUBO	JPN	Kawasaki ZX-6R	32.545 +0.126	15.219	28.537	23.078 +0.053	1'39.379 1'39.558	5	0.179
5	32 I. VINALES	ESP	Yamaha YZF R6	32.469 +0.084	15.385 +0.044	28.481	23.133	1'39.468 1'39.596	6	0.128
6	44 L. MAHIAS	FRA	Kawasaki ZX-6R	32.664	15.204 +0.023	28.446	23.163 +0.054	1'39.477 1'39.554	4	0.077
7	36 T. GRADINGER	AUT	Yamaha YZF R6	32.647 +0.040	15.322 +0.012	28.612	22.981	1'39.562 1'39.614	7	0.052
8	16 J. CLUZEL	FRA	Yamaha YZF R6	32.642 +0.051	15.384	28.639	23.029 +0.118	1'39.694 1'39.863	8	0.169
9	86 A. BADOVINI	ITA	Kawasaki ZX-6R	32.523	15.533 +0.045	28.633	23.209	1'39.898 1'39.943	9	0.045
10	11 K. SMITH	GBR	Kawasaki ZX-6R	32.681 +0.175	15.403 +0.056	28.521	23.307	1'39.912 1'40.143	10	0.231
11	94 C. PEROLARI	FRA	Yamaha YZF R6	32.692 +0.055	15.442	28.584 +0.151	23.252 +0.088	1'39.970 1'40.264	11	0.294
12	38 H. SOOMER	EST	Honda CBR600RR	32.601	15.442	28.684 +0.166	23.403 +0.020	1'40.130 1'40.316	12	0.186
13	84 L. CRESSON	BEL	Yamaha YZF R6	33.112	15.240 +0.075	28.957	23.195	1'40.504 1'40.579	13	0.075
14	30 G. VAN STRAALEN	NED	Kawasaki ZX-6R	32.923	15.395 +0.236	28.796 +0.092	23.491	1'40.605 1'40.933	15	0.328
15	77 W. TESSELS	NED	Yamaha YZF R6	32.934	15.534 +0.012	28.794	23.393	1'40.655 1'40.667	14	0.012
16	22 F. FULIGNI	ITA	MV Agusta F3 675	32.911	15.439 +0.032	29.039 +0.020	23.449 +0.049	1'40.838 1'40.939	16	0.101
17	56 P. SEBESTYEN	HUN	Honda CBR600RR	33.288	15.526	28.843	23.328	1'40.985	17	
18	10 N. CALERO	ESP	Kawasaki ZX-6R	32.954	15.618 +0.021	28.756 +0.110	23.685 +0.017	1'41.013 1'41.161	18	0.148
19	47 R. HARTOG	NED	Kawasaki ZX-6R	33.139 +0.046	15.559 +0.015	28.798 +0.078	23.539 +0.036	1'41.035 1'41.210	19	0.175
20	74 J. VAN SIKKELERUS	NED	Honda CBR600RR	33.222	15.488 +0.122	28.982 +0.067	23.527	1'41.219 1'41.408	21	0.189
21	95 J. DANILO	FRA	Honda CBR600RR	33.006	15.610 +0.089	28.907	23.774	1'41.297 1'41.386	20	0.089
22	4 C. STANGE	GER	Honda CBR600RR	33.243	15.758 +0.011	28.947	23.546 +0.092	1'41.494 1'41.597	22	0.103
23	15 A. COPPOLA	ITA	Honda CBR600RR	33.270	15.775 +0.117	29.030 +0.184	24.082 +0.091	1'42.157 1'42.549	23	0.392
24	43 D. RUBIN	GER	Yamaha YZF R6	33.553	15.790 +0.026	29.254 +0.112	23.955 +0.012	1'42.552 1'42.702	24	0.150
25	6 M. HERRERA	ESP	Yamaha YZF R6	33.609 +0.037	15.725 +0.091	29.137 +0.056	24.295 +0.129	1'42.766 1'43.079	26	0.313
26	24 A. DE WINTERE	BEL	Yamaha YZF R6	33.788	15.898	29.550	23.746 +0.021	1'42.982 1'43.003	25	0.021
27	48 X. NAVAND	FRA	Yamaha YZF R6	34.573 +0.189	16.022 +0.091	29.875 +0.129	24.192 +0.072	1'44.662 1'45.143	27	0.481
28	67 G. MATERN	FRA	Kawasaki ZX-6R	35.925	17.044 +0.123	31.129	26.064	1'50.162 1'50.285	28	0.123
Overall Ideal Time				32.225	15.039	28.405	22.857	1'38.526		

12/04/2019

These data/results cannot be reproduced, stored and/or transmitted in whole or in part by any manner of electronic, mechanical, photocopying, recording, broadcasting or otherwise now known or herein after developed without the previous express consent by the copyright owner, except for reproduction in daily press and regular printed publications on sale to the public within 60 days of the event related to those data/results and always provided that copyright symbol appears together as follows below.

© DORNA WSBK ORGANIZATION Srl 2019

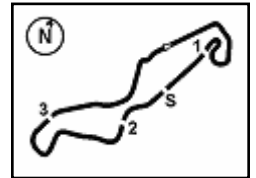
FICR PERUGIA TIMING



Official Tyre Supplier



Official Timekeeper



Motul Dutch Round, 12-14 April 2019

Chronological Analysis Free Practice 1st Session

TT Circuit Assen 4.542 m

1 / 5

1° 21 R. KRUMMENACHER (1'38.996)							
Lap	Seg.1	Seg.2	Seg.3	Seg.4	Lap Time	km/h	Local Time
1		17.310	30.728	24.337		247,1	11:37'22.272
2	33.315	15.740	29.208	23.503	1'41.766	252,3	11:39'04.038
3	33.140	15.478	29.324	23.189	1'41.131	253,5	11:40'45.169
4	32.989	15.424	28.791	23.019	1'40.223	248,8	11:42'25.392
5	32.856	15.367	28.800	23.145	1'40.168	248,3	11:44'05.560
6	34.739	15.682	29.367	23.387	1'43.175	247,1	11:45'48.735
7	32.619	15.294	28.675	23.028	1'39.616	248,3	11:47'28.351
8	32.632	15.816	29.418	33.723	1'51.589P	251,7	11:49'19.940
9	8'59.720	15.736	29.371	23.308	10'08.135P	248,8	11:59'28.075
10	32.731	15.206	28.760	22.965	1'39.662	249,4	12:01'07.737
11	32.715	15.229	28.575	22.857	1'39.376	250,6	12:02'47.113
12	33.183	15.385	29.175	33.567	1'51.310	251,2	12:04'38.423
13	6'41.472	15.411	29.128	23.192	7'49.203	251,7	12:12'27.626
14	32.601	15.169	28.439	22.953	1'39.162	251,7	12:14'06.788
15	32.661	15.123	28.571	23.085	1'39.440	249,4	12:15'46.228
16	32.701	15.149	29.044	23.284	1'40.178	248,8	12:17'26.406
17	32.606	15.050	28.462	22.986	1'39.104	256,5	12:19'05.510
18	32.525	15.039	28.520	22.912	1'38.996	252,3	12:20'44.506

16	32.404	15.393	28.597	23.142	1'39.536	249,4	12:10'33.694
17	33.015	15.528	28.967	36.932	1'54.442P	251,2	12:12'28.136
18	2'36.324	15.445	28.549	23.794	3'44.112P	253,5	12:16'12.248
19	32.418	15.311	28.514	23.120	1'39.363	255,3	12:17'51.611
20	32.225	15.435	28.588	23.331	1'39.579	254,7	12:19'31.190
21	32.360	15.357	28.455	23.126	1'39.298	255,9	12:21'10.488

4° 44 L. MAHIAS (1'39.554)							
Lap	Seg.1	Seg.2	Seg.3	Seg.4	Lap Time	km/h	Local Time
1		15.991	29.586	24.251		245,5	11:38'04.633
2	33.650	15.737	28.947	23.649	1'41.983	247,7	11:39'46.616
3	33.269	15.408	29.142	23.458	1'41.277	249,4	11:41'27.893
4	33.208	15.377	28.928	23.377	1'40.890	248,3	11:43'08.783
5	32.678	15.458	28.651	23.528	1'40.315	246,6	11:44'49.098
6	32.916	15.397	28.713	23.467	1'40.493	247,7	11:46'29.591
7	33.052	15.501	28.820	23.454	1'40.827	245,5	11:48'10.418
8	33.905	15.730	29.839	35.202	1'54.676P	244,9	11:50'05.094
9	8'15.242	15.703	29.334	23.382	9'23.661P	251,2	11:59'28.755
10	32.991	15.281	28.671	23.251	1'40.194	252,3	12:01'08.949
11	32.995	15.338	28.802	23.179	1'40.314	252,3	12:02'49.263
12	33.073	15.204	28.824	23.216	1'40.317	252,3	12:04'29.580
13	32.932	15.362	28.900	23.327	1'40.521	251,2	12:06'10.101
14	33.673	15.666	29.599	35.658	1'54.596P	250,0	12:08'04.697
15	4'37.374	15.810	30.046	23.447	5'46.677P	248,3	12:13'51.374
16	32.713	15.287	28.512	23.370	1'39.882	244,9	12:15'31.256
17	32.664	15.227	28.446	23.217	1'39.554	247,7	12:17'10.810
18	32.839	15.392	28.822	23.820	1'40.873	251,7	12:18'51.683
19	32.745	15.252	28.648	23.163	1'39.808	248,3	12:20'31.491

2° 3 R. DE ROSA (1'39.107)							
Lap	Seg.1	Seg.2	Seg.3	Seg.4	Lap Time	km/h	Local Time
1		17.048	30.948	24.575		240,0	11:36'51.848
2	33.596	15.763	29.306	23.557	1'42.222	248,8	11:38'34.070
3	33.173	15.560	28.963	23.306	1'41.002	251,2	11:40'15.072
4	32.878	15.580	28.827	23.465	1'40.750	252,9	11:41'55.822
5	33.023	15.442	28.933	23.261	1'40.659	246,6	11:43'36.481
6	32.909	15.476	28.767	23.223	1'40.375	252,9	11:45'16.856
7	32.686	15.423	28.675	23.202	1'39.986	252,3	11:46'56.842
8	35.850	16.587	30.217	37.195	1'59.849P	237,9	11:48'56.691
9	5'56.320	16.060	29.856	23.849	7'06.085P	246,6	11:56'02.776
10	33.066	15.488	29.259	23.673	1'41.486	250,0	11:57'44.262
11	32.722	15.340	28.721	23.179	1'39.962	251,7	11:59'24.224
12	32.589	15.313	28.787	23.195	1'39.884	254,1	12:01'04.108
13	40.188	15.581	29.279	23.469	1'48.517	252,3	12:02'52.625
14	32.987	15.261	28.790	23.793	1'40.831	255,3	12:04'33.456
15	33.873	15.906	29.815	35.088	1'54.682P	248,3	12:06'28.138
16	3'38.556	16.344	34.490	24.261	4'53.651P	241,1	12:11'21.789
17	32.571	15.261	28.584	22.899	1'39.315	257,1	12:13'01.104
18	32.425	15.312	28.405	22.965	1'39.107	255,3	12:14'40.211
19	32.565	16.611	30.684	24.541	1'44.401	229,3	12:16'24.612
20	32.510	15.257	28.664	24.236	1'40.667	257,8	12:18'05.279
21	32.338	15.214	28.522	23.177	1'39.251	252,9	12:19'44.530
22	32.526	15.324	28.736	23.237	1'39.823	253,5	12:21'24.353

5° 78 H. OKUBO (1'39.558)							
Lap	Seg.1	Seg.2	Seg.3	Seg.4	Lap Time	km/h	Local Time
1		16.156	29.640	24.689		250,6	11:37'14.803
2	33.297	15.726	29.417	23.925	1'42.365	252,3	11:38'57.168
3	32.919	15.559	29.026	23.470	1'40.974	252,3	11:40'38.142
4	32.629	15.475	28.555	23.287	1'39.946	251,7	11:42'18.088
5	32.599	15.533	28.707	23.078	1'39.917	250,6	11:43'58.005
6	32.827	15.382	28.647	23.181	1'40.037	252,9	11:45'38.042
7	32.690	15.299	29.526	23.440	1'40.955	251,2	11:47'18.997
8	33.082	15.370	29.366	23.617	1'41.435	250,6	11:49'00.432
9	34.710	16.143	30.155	36.428	1'57.436P	245,5	11:50'57.868
10	7'29.342	15.547	28.909	23.509	8'37.307P	250,6	11:59'35.175
11	32.878	15.283	28.680	23.183	1'40.024	252,3	12:01'15.199
12	33.117	15.434	28.713	23.427	1'40.691	254,7	12:02'55.890
13	32.965	15.574	30.692	37.586	1'56.817P	252,3	12:04'52.707
14	6'17.042	15.468	28.843	23.198	7'24.551P	248,8	12:12'17.258
15	32.671	15.219	28.537	23.131	1'39.558	253,5	12:13'56.816
16	32.813	15.219	28.557	23.206	1'39.795	250,6	12:15'36.611
17	38.783	15.758	29.757	24.233	1'48.531	250,6	12:17'25.142
18	32.694	15.289	34.719	24.599	1'47.301	252,9	12:19'12.443
19	32.545	15.272	28.605	23.255	1'39.677	251,7	12:20'52.120

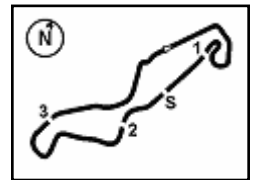
3° 64 F. CARICASULO (1'39.298)							
Lap	Seg.1	Seg.2	Seg.3	Seg.4	Lap Time	km/h	Local Time
1		16.414	29.657	24.402		247,7	11:37'13.415
2	33.332	16.313	28.999	23.852	1'42.496	253,5	11:38'55.911
3	33.012	15.440	28.675	23.901	1'41.028	254,7	11:40'36.939
4	32.657	15.303	28.625	23.481	1'40.066	251,7	11:42'17.005
5	32.633	15.475	28.753	23.417	1'40.278	247,7	11:43'57.283
6	32.808	15.421	28.586	23.398	1'40.213	249,4	11:45'37.496
7	32.503	15.283	28.839	23.494	1'40.119	251,7	11:47'17.615
8	32.469	15.331	28.424	23.262	1'39.486	251,2	11:48'57.101
9	32.777	15.472	29.380	35.530	1'53.159P	249,4	11:50'50.260
10	8'34.520	15.756	31.017	23.748	9'45.041P	251,7	12:00'35.301
11	32.689	15.146	28.499	23.194	1'39.528	253,5	12:02'14.829
12	32.723	15.127	28.604	23.093	1'39.547	254,7	12:03'54.376
13	32.419	15.170	28.604	23.355	1'39.548	254,7	12:05'33.924
14	32.472	15.232	28.585	23.093	1'39.382	254,1	12:07'13.306
15	32.450	15.476	28.989	23.937	1'40.852	252,3	12:08'54.158

6° 32 I. VINALES (1'39.596)							
Lap	Seg.1	Seg.2	Seg.3	Seg.4	Lap Time	km/h	Local Time
1		16.741	30.064	24.762		247,7	11:37'25.833
2	33.927	15.805	29.493	23.851	1'43.076	254,1	11:39'08.909
3	33.518	16.397	29.423	23.898	1'43.236	251,7	11:40'52.145
4	33.053	15.385	28.920	23.362	1'40.720	254,7	11:42'32.865
5	33.349	15.605	28.791	23.468	1'41.213	251,7	11:44'14.078
6	32.755	15.461	29.037	23.448	1'40.701	252,9	11:45'54.779
7	32.727	15.400	28.646	23.257	1'40.030	252,3	11:47'34.809
8	32.641	15.498	28.636	23.626	1'40.401	252,3	11:49'15.210
9	34.868	16.127	29.274	34.222	1'54.491P	244,9	11:51'09.701
10	7'39.928	15.779	29.165	23.744	8'48.616P	248,8	11:59'58.317

12/04/2019 P = Pits In/Out - C = Lap Time Cancelled

These data/results cannot be reproduced, stored and/or transmitted in whole or in part by any manner of electronic, mechanical, photocopying, recording, broadcasting or otherwise now known or herein after developed without the previous express consent by the copyright owner, except for reproduction in daily press and regular printed publications on sale to the public within 60 days of the event related to those data/results and always provided that copyright symbol appears together as follows below.

© DORNA WSBK ORGANIZATION Srl 2019



TT Circuit Assen 4.542 m

Motul Dutch Round, 12-14 April 2019

Chronological Analysis Free Practice 1st Session

2 / 5

11	32.881	15.567	28.907	23.354	1'40.709	253,5	12:01'39.026
12	32.738	15.457	28.836	23.420	1'40.451	254,1	12:03'19.477
13	32.824	15.445	28.728	23.398	1'40.395	254,1	12:04'59.872
14	32.540	15.451	28.764	23.489	1'40.244	253,5	12:06'40.116
15	33.292	15.897	29.185	33.733	1'52.107P	247,1	12:08'32.223
16	5'21.344	15.798	28.793	23.487	6'29.422P	248,3	12:15'01.645
17	32.553	15.429	28.481	23.133	1'39.596	252,3	12:16'41.241
18	38.395	15.534	28.695	23.770	1'46.394	255,3	12:18'27.635
19	32.469	15.460	28.525	23.323	1'39.777	252,3	12:20'07.412

10° 11 K. SMITH (1'40.143)							
Lap	Seg.1	Seg.2	Seg.3	Seg.4	Lap Time	km/h	Local Time
1		17.012	30.602	25.040	245,5	11:36'57.803	
2	34.007	16.289	29.909	24.280	1'44.485	250,6	11:38'42.288
3	33.410	15.791	28.880	23.530	1'41.611	254,1	11:40'23.899
4	33.060	15.575	28.600	23.657	1'40.892	252,3	11:42'04.791
5	33.072	15.529	28.869	23.630	1'41.100	251,7	11:43'45.891
6	33.508	15.757	29.270	23.683	1'42.218	251,2	11:45'28.109
7	32.959	15.603	28.903	23.652	1'41.117	248,8	11:47'09.226
8	32.896	15.586	28.984	23.721	1'41.187	249,4	11:48'50.413
9	34.558	16.050	29.348	36.229	1'56.185P	245,5	11:50'46.598
10	11'16.556	15.783	29.544	23.713	12'25.596P	250,6	12:03'12.194
11	33.007	15.431	28.775	23.474	1'40.687	250,6	12:04'52.881
12	32.700	15.435	28.985	23.539	1'40.659	251,7	12:06'33.540
13	32.846	15.403	28.746	35.905	1'52.900P	250,0	12:08'26.440
14	3'25.016	15.612	28.993	23.477	4'33.098P	251,7	12:12'59.538
15	32.856	15.459	28.521	23.307	1'40.143	250,6	12:14'39.681
16	32.681	15.541	29.295	23.765	1'41.282	252,9	12:16'20.963
17	32.829	15.517	28.759	23.447	1'40.552	252,9	12:18'01.515
18	33.043	15.456	29.148	23.713	1'41.360	252,3	12:19'42.875
19	33.036	15.739	28.773	23.750	1'41.298	251,7	12:21'24.173

7° 36 T. GRADINGER (1'39.614)							
Lap	Seg.1	Seg.2	Seg.3	Seg.4	Lap Time	km/h	Local Time
1		16.880	30.947	24.623	250,0	11:37'23.020	
2	34.279	16.055	29.531	23.580	1'43.445	255,3	11:39'06.465
3	33.623	15.712	29.158	23.758	1'42.251	254,7	11:40'48.716
4	33.653	15.651	29.026	23.232	1'41.562	254,1	11:42'30.278
5	33.159	15.659	28.786	23.939	1'41.543	254,1	11:44'11.821
6	33.207	15.468	28.776	23.278	1'40.729	252,9	11:45'52.550
7	33.015	15.514	28.897	23.158	1'40.584	251,7	11:47'33.134
8	33.020	15.491	28.781	32.413	1'49.705P	253,5	11:49'22.839
9	7'49.976	15.912	29.004	23.594	8'58.486P	252,3	11:58'21.325
10	40.147	15.747	29.018	23.298	1'48.210	252,3	12:00'09.535
11	32.992	15.508	28.829	23.061	1'40.390	254,7	12:01'49.925
12	32.771	15.322	29.365	23.049	1'40.507	257,1	12:03'30.432
13	32.986	15.439	28.786	23.131	1'40.342	255,9	12:05'10.774
14	33.022	15.470	28.765	32.368	1'49.625P	254,7	12:07'00.399
15	7'12.498	15.605	29.168	23.408	8'20.679P	250,0	12:15'21.078
16	32.744	15.478	28.874	23.071	1'40.167	254,7	12:17'01.245
17	32.647	15.356	28.626	23.009	1'39.638	255,9	12:18'40.883
18	32.687	15.334	28.612	22.981	1'39.614	254,1	12:20'20.497

11° 94 C. PEROLARI (1'40.264)							
Lap	Seg.1	Seg.2	Seg.3	Seg.4	Lap Time	km/h	Local Time
1		16.726	30.279	24.855	242,2	11:36'58.350	
2	34.404	15.859	29.621	23.860	1'43.744	252,9	11:38'42.094
3	33.372	15.804	28.911	23.507	1'41.594	248,8	11:40'23.688
4	32.845	15.643	28.584	23.529	1'40.601	247,7	11:42'04.289
5	32.692	15.549	28.981	23.578	1'40.800	244,3	11:43'45.089
6	36.584	15.986	29.043	34.146	1'55.759P	247,1	11:45'40.848
7	8'33.597	16.304	29.538	24.049	9'43.488P	246,6	11:55'24.336
8	33.301	15.750	29.070	23.700	1'41.821	247,1	11:57'06.157
9	33.024	15.672	28.959	23.374	1'41.029	246,6	11:58'47.186
10	33.048	18.230	29.705	23.576	1'44.559	157,4	12:00'31.745
11	33.027	15.620	28.822	23.514	1'40.983	250,0	12:02'12.728
12	36.048	15.630	28.905	23.651	1'44.234	252,9	12:03'56.962
13	32.811	15.515	28.740	23.252	1'40.318	249,4	12:05'37.280
14	32.747	15.547	28.765	23.389	1'40.448	250,6	12:07'17.728
15	32.771	15.541	28.809	23.416	1'40.537	247,7	12:08'58.265
16	37.972	17.365	30.490	35.195	2'01.022P	227,4	12:10'59.287
17	5'42.046	15.707	29.746	23.754	6'51.253P	247,7	12:17'50.540
18	32.974	15.711	29.172	23.466	1'41.323	244,9	12:19'31.863
19	32.747	15.442	28.735	23.340	1'40.264	251,2	12:21'12.127

8° 16 J. CLUZEL (1'39.863)							
Lap	Seg.1	Seg.2	Seg.3	Seg.4	Lap Time	km/h	Local Time
1		16.253	29.299	24.027	246,0	11:37'59.286	
2	33.215	15.934	28.971	23.508	1'41.628	251,2	11:39'40.914
3	32.752	15.528	29.004	23.229	1'40.513	250,0	11:41'21.427
4	32.642	15.424	28.723	23.161	1'39.950	250,0	11:43'01.377
5	33.410	15.897	29.451	34.025	1'52.783P	248,8	11:44'54.160
6	10'02.907	15.891	29.278	23.495	11'11.571P	248,3	11:56'05.731
7	35.827	15.632	28.991	23.384	1'43.834	248,8	11:57'49.565
8	32.812	15.473	28.732	23.165	1'40.182	249,4	11:59'29.747
9	33.064	15.550	28.760	23.074	1'40.448	252,9	12:01'10.195
10	32.828	15.407	28.785	23.029	1'40.049	253,5	12:02'50.244
11	33.907	15.831	29.426	32.739	1'51.903P	251,2	12:04'42.147
12	10'26.299	15.614	29.111	23.369	11'34.393P	252,3	12:16'16.540
13	32.742	15.451	28.682	23.279	1'40.154	252,9	12:17'56.694
14	32.656	16.607	29.222	23.419	1'41.904	252,3	12:19'38.598
15	32.693	15.384	28.639	23.147	1'39.863	251,2	12:21'18.461

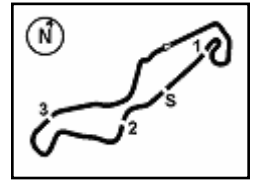
12° 38 H. SOOMER (1'40.316)							
Lap	Seg.1	Seg.2	Seg.3	Seg.4	Lap Time	km/h	Local Time
1		16.770	30.607	32.187	247,7	11:37'05.218	
2	1'18.310	16.330	31.041	24.459	2'30.140P	246,6	11:39'35.358
3	33.645	15.838	29.320	23.876	1'42.679	246,6	11:41'18.037
4	33.176	15.762	28.962	23.478	1'41.378	247,1	11:42'59.415
5	33.884	15.810	28.839	23.449	1'41.982	246,0	11:44'41.397
6	32.905	15.597	28.897	23.403	1'40.802	246,0	11:46'22.199
7	32.811	15.668	29.274	32.460	1'50.213P	246,6	11:48'12.412
8	5'11.214	15.901	28.925	23.956	6'19.996P	246,6	11:54'32.408
9	35.177	15.799	28.931	23.488	1'43.395	247,1	11:56'15.803
10	33.161	15.946	29.227	23.446	1'41.780	250,6	11:57'57.583
11	39.536	16.219	29.278	23.667	1'48.700	244,9	11:59'46.283
12	32.817	15.445	28.684	23.553	1'40.499	250,6	12:01'26.782
13	32.877	16.626	36.417	37.023	2'02.943P	233,8	12:03'29.725

12/04/2019 P = Pits In/Out - C = Lap Time Cancelled

These data/results cannot be reproduced, stored and/or transmitted in whole or in part by any manner of electronic, mechanical, photocopying, recording, broadcasting or otherwise now known or herein after developed without the previous express consent by the copyright owner, except for reproduction in daily press and regular printed publications on sale to the public within 60 days of the event related to those data/results and always provided that copyright symbol appears together as follows below.

© DORNA WSBK ORGANIZATION Srl 2019





Motul Dutch Round, 12-14 April 2019 Chronological Analysis Free Practice 1st Session

TT Circuit Assen 4.542 m

3 / 5

14	9'43.871	16.025	28.840	23.597	10'52.333P	249,4	12:14'22.058	16	32.968	15.628	28.893	33.742	1'51.231P	242,7	12:11'29.509
15	32.601	15.442	28.850	23.423	1'40.316	249,4	12:16'02.374	17	3'28.866	15.692	29.277	23.698	4'37.533P	245,5	12:16'07.042
16	32.719	15.529	35.978	40.353	2'04.579P	250,0	12:18'06.953	18	33.157	15.444	29.363	23.599	1'41.563	249,4	12:17'48.605
								19	33.329	15.395	29.217	23.615	1'41.556	256,5	12:19'30.161
								20	33.208	15.740	30.490	23.977	1'43.415	241,6	12:21'13.576

13° 84 L. CRESSON (1'40.579)							
Lap	Seg.1	Seg.2	Seg.3	Seg.4	Lap Time	km/h	Local Time
1		16.927	30.747	24.983		247,7	11:37'19.235
2	34.538	15.749	30.178	24.310	1'44.775	255,3	11:39'04.010
3	34.092	15.624	29.565	24.296	1'43.577	257,1	11:40'47.587
4	33.650	15.531	29.296	23.449	1'41.926	254,1	11:42'29.513
5	33.429	15.454	29.307	23.637	1'41.827	252,9	11:44'11.340
6	34.683	15.778	29.427	23.822	1'43.710	250,0	11:45'55.050
7	33.581	15.352	29.158	23.587	1'41.678	254,1	11:47'36.728
8	42.109	16.830	29.999	35.244	2'04.182P	237,4	11:49'40.910
9	9'02.794	15.956	29.827	23.726	10'12.303P	251,2	11:59'53.213
10	33.744	15.550	29.315	23.585	1'42.194	255,9	12:01'35.407
11	37.368	15.297	29.214	23.823	1'45.702	259,0	12:03'21.109
12	33.358	15.240	29.459	23.474	1'41.531	255,9	12:05'02.640
13	33.455	15.433	29.343	23.858	1'42.089	255,3	12:06'44.729
14	37.729	16.028	29.848	24.076	1'47.681	255,3	12:08'32.410
15	33.252	15.512	29.282	23.759	1'41.805	254,1	12:10'14.215
16	34.128	15.790	29.824	33.207	1'52.949P	251,7	12:12'07.164
17	5'12.962	15.594	29.145	23.277	6'20.978P	258,4	12:18'28.142
18	33.112	15.315	28.957	23.195	1'40.579	255,9	12:20'08.721

16° 22 F. FULIGNI (1'40.939)							
Lap	Seg.1	Seg.2	Seg.3	Seg.4	Lap Time	km/h	Local Time
1		16.585	31.148	25.279		246,0	11:36'57.010
2	34.564	16.368	32.037	24.421	1'47.390	247,1	11:38'44.400
3	33.939	16.167	29.749	23.937	1'43.792	251,2	11:40'28.192
4	33.748	15.788	29.389	23.561	1'42.486	249,4	11:42'10.678
5	33.321	15.784	29.776	23.696	1'42.577	250,6	11:43'53.255
6	33.499	15.699	29.367	23.546	1'42.111	248,8	11:45'35.366
7	33.207	15.726	30.565	23.809	1'43.307	251,2	11:47'18.673
8	33.111	15.527	29.422	23.509	1'41.569	251,2	11:49'00.242
9	33.435	15.814	29.785	35.935	1'54.969P	245,5	11:50'55.211
10	6'59.405	16.045	30.088	23.921	8'09.459P	246,6	11:59'04.670
11	33.600	15.831	29.431	23.829	1'42.691	250,6	12:00'47.361
12	33.452	15.665	29.476	35.130	1'53.723P	242,2	12:02'41.084
13	4'40.981	16.146	29.671	24.027	5'50.825P	250,6	12:08'31.909
14	33.278	15.732	29.317	23.605	1'41.932	243,2	12:10'13.841
15	33.272	15.439	29.039	23.449	1'41.199	250,6	12:11'55.040
16	32.911	15.471	29.059	23.498	1'40.939	252,9	12:13'35.979
17	33.443	15.622	31.525	25.110	1'45.700	247,7	12:15'21.679
18	33.306	15.573	29.630	24.433	1'42.942	251,2	12:17'04.621
19	33.545	16.196	31.198	26.550	1'47.489	250,0	12:18'52.110
20	33.393	15.534	29.278	23.876	1'42.081	250,0	12:20'34.191

14° 77 W. TESSELS (1'40.667)							
Lap	Seg.1	Seg.2	Seg.3	Seg.4	Lap Time	km/h	Local Time
1		16.833	30.604	24.801		234,8	11:37'17.529
2	34.404	16.089	29.703	24.156	1'44.352	235,8	11:39'01.881
3	34.147	16.235	29.577	24.145	1'44.104	240,5	11:40'45.985
4	33.703	15.791	29.435	23.955	1'42.884	235,8	11:42'28.869
5	33.863	15.928	29.220	23.945	1'42.956	235,3	11:44'11.825
6	33.764	15.877	29.342	23.910	1'42.893	235,8	11:45'54.718
7	34.276	15.807	29.347	23.807	1'43.237	237,4	11:47'37.955
8	34.685	16.133	29.935	35.665	1'56.418P	232,3	11:49'34.373
9	10'18.671	16.100	32.306	24.128	11'31.205P	239,5	12:01'05.578
10	33.648	15.724	29.076	23.659	1'42.107	238,9	12:02'47.685
11	33.324	15.534	29.169	23.606	1'41.633	242,2	12:04'29.318
12	33.665	15.653	29.090	23.705	1'42.113	241,6	12:06'11.431
13	33.442	15.711	29.086	23.811	1'42.050	238,9	12:07'53.481
14	35.157	16.233	29.449	35.014	1'55.853P	232,3	12:09'49.334
15	5'16.243	16.871	31.089	23.755	6'27.958P	242,7	12:16'17.292
16	32.934	15.546	28.794	23.393	1'40.667	245,5	12:17'57.959
17	33.244	22.120	30.666	23.813	1'49.843	236,8	12:19'47.802
18	33.453	15.646	29.080	23.714	1'41.893	239,5	12:21'29.695

17° 56 P. SEBESTYEN (1'40.985)							
Lap	Seg.1	Seg.2	Seg.3	Seg.4	Lap Time	km/h	Local Time
1		17.317	31.498	24.991		247,1	11:37'22.130
2	34.748	16.343	30.216	24.439	1'45.746	250,6	11:39'07.876
3	34.482	16.358	30.621	24.166	1'45.027	251,7	11:40'52.903
4	33.954	15.933	29.051	23.683	1'43.221	251,7	11:42'36.124
5	34.691	16.018	29.502	23.631	1'43.842	251,2	11:44'19.966
6	33.836	15.817	31.966	24.070	1'45.689	250,0	11:46'05.655
7	33.754	15.864	29.637	23.725	1'42.980	249,4	11:47'48.635
8	33.989	16.089	29.784	39.189	1'59.051P	247,7	11:49'47.686
9	8'11.565	16.285	29.879	23.937	9'21.666P	245,5	11:59'09.352
10	33.845	15.839	29.429	23.825	1'42.938	249,4	12:00'52.290
11	33.672	15.741	29.374	23.750	1'42.537	250,6	12:02'34.827
12	33.605	15.661	29.336	24.002	1'42.604	251,2	12:04'17.431
13	33.726	15.841	29.525	37.675	1'56.767P	248,3	12:06'14.198
14	7'40.313	15.921	29.249	23.636	8'49.119P	248,8	12:15'03.317
15	33.476	15.724	29.213	23.791	1'42.204	248,8	12:16'45.521
16	33.404	15.654	29.185	23.720	1'41.963	251,7	12:18'27.484
17	33.288	15.526	28.843	23.328	1'40.985	251,2	12:20'08.469

15° 30 G. VAN STRAALEN (1'40.933)							
Lap	Seg.1	Seg.2	Seg.3	Seg.4	Lap Time	km/h	Local Time
1		16.724	30.991	25.031		242,7	11:36'54.709
2	34.512	15.903	29.799	24.045	1'44.259	246,6	11:38'38.968
3	33.567	15.801	29.407	23.993	1'42.768	242,7	11:40'21.736
4	33.187	15.650	29.032	23.894	1'41.763	244,3	11:42'03.499
5	33.138	15.613	29.341	24.002	1'42.094	245,5	11:43'45.593
6	33.558	15.884	29.214	35.739	1'54.395P	244,9	11:45'39.988
7	4'20.946	15.898	29.440	23.801	5'30.085P	245,5	11:51'10.073
8	33.232	15.901	28.965	23.575	1'41.673	245,5	11:52'51.746
9	32.923	15.631	28.888	23.491	1'40.933	249,4	11:54'32.679
10	33.484	15.663	29.046	23.734	1'41.927	250,0	11:56'14.606
11	33.756	15.977	29.334	34.155	1'53.222P	245,5	11:58'07.828
12	5'17.838	15.781	29.400	23.819	6'26.838P	248,8	12:04'34.666
13	32.965	15.528	29.154	23.789	1'41.436	254,1	12:06'16.102
14	32.943	15.503	28.994	23.506	1'40.946	243,8	12:07'57.048
15	32.957	15.592	28.796	23.885	1'41.230	244,3	12:09'38.278

18° 10 N. CALERO (1'41.161)							
Lap	Seg.1	Seg.2	Seg.3	Seg.4	Lap Time	km/h	Local Time
1		16.532	30.000	24.475		243,2	11:36'58.639
2	34.434	15.976	30.211	24.016	1'44.637	248,3	11:38'43.276
3	33.847	15.904	1'03.082	26.071	2'18.904	247,1	11:41'02.180
4	35.816	16.588	30.737	35.091	1'58.232P	248,8	11:43'00.412
5	6'47.964	16.742	29.964	25.224	7'59.894P	234,8	11:51'00.306
6	36.572	16.236	30.271	24.673	1'47.752	242,7	11:52'48.058
7	34.388	15.973	29.563	24.209	1'44.133	247,7	11:54'32.191
8	34.290	15.884	29.005	23.690	1'42.869	248,3	11:56'15.060
9	33.690	15.854	29.785	23.914	1'43.243	248,8	11:57'58.303
10	33.597	16.996	31.142	37.297	1'59.032P	242,2	11:59'57.335
11	4'05.245	17.095	29.830	23.932	5'16.102P	206,9	12:05'13.437
12	33.571	15.982	29.274	23.741	1'42.568	245,5	12:06'56.005

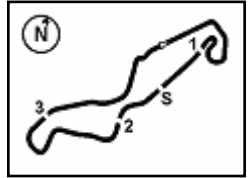
12/04/2019 P = Pits In/Out - C = Lap Time Cancelled

These data/results cannot be reproduced, stored and/or transmitted in whole or in part by any manner of electronic, mechanical, photocopying, recording, broadcasting or otherwise now known or herein after developed without the previous express consent by the copyright owner, except for reproduction in daily press and regular printed publications on sale to the public within 60 days of the event related to those data/results and always provided that copyright symbol appears together as follows below.

© DORNA WSBK ORGANIZATION Srl 2019

FICR PERUGIA TIMING





TT Circuit Assen 4.542 m

Motul Dutch Round, 12-14 April 2019

Chronological Analysis Free Practice 1st Session

4 / 5

13	33.456	15.857	29.115	23.914	1'42.342	244,3	12:08'38.347	3	34.204	16.282	29.651	24.335	1'44.472	246,6	11:40'52.488
14	36.636	17.004	31.131	34.832	1'59.603P	233,3	12:10'37.950	4	33.506	15.943	29.505	24.051	1'43.005	248,3	11:42'35.493
15	2'40.090	16.903	34.040	29.700	4'00.733P	240,5	12:14'38.683	5	33.943	15.938	29.268	23.610	1'42.759	246,6	11:44'18.252
16	33.334	15.873	29.130	24.229	1'42.566	248,3	12:16'21.249	6	33.668	15.803	29.140	23.914	1'42.525	245,5	11:46'00.777
17	33.851	15.618	28.756	23.685	1'41.910	250,6	12:18'03.159	7	33.360	15.823	28.972	24.042	1'42.197	246,6	11:47'42.974
18	32.954	15.639	28.866	23.702	1'41.161	245,5	12:19'44.320	8	33.683	16.535	33.760	36.884	2'00.862P	242,2	11:49'43.836
19	40.048	16.972	36.123	34.510	2'07.653P	234,8	12:21'51.973	9	12'11.222	16.213	29.949	24.026	13'21.410P	244,9	12:03'05.246

19° 47 R. HARTOG (1'41.210)							
Lap	Seg.1	Seg.2	Seg.3	Seg.4	Lap Time	km/h	Local Time
1		16.355	30.081	24.343		248,3	11:36'58.045
2	34.271	15.984	29.507	23.722	1'43.484	251,2	11:38'41.529
3	33.394	15.725	29.055	23.539	1'41.713	247,1	11:40'23.242
4	33.139	15.559	28.798	23.744	1'41.240	247,7	11:42'04.482
5	33.185	15.574	28.876	23.575	1'41.210	250,6	11:43'45.692
6	34.855	15.919	29.063	35.226	1'55.063P	245,5	11:45'40.755
7	8'26.263	16.000	28.990	23.633	9'34.886P	244,3	11:55'15.641

20° 95 J. DANILO (1'41.386)							
Lap	Seg.1	Seg.2	Seg.3	Seg.4	Lap Time	km/h	Local Time
1		17.032	30.695	25.184		247,7	11:37'20.554
2	34.403	16.421	29.709	24.139	1'44.672	252,3	11:39'05.226
3	33.785	16.000	29.263	24.951	1'43.999	251,7	11:40'49.225
4	34.093	15.861	29.227	24.160	1'43.341	251,2	11:42'32.566
5	35.706	15.961	29.156	24.036	1'44.859	251,2	11:44'17.425
6	33.426	15.956	29.399	24.394	1'43.175	248,3	11:46'00.600
7	33.223	15.853	29.101	24.108	1'42.285	248,8	11:47'42.885
8	33.175	15.835	29.175	36.023	1'54.208P	249,4	11:49'37.093
9	8'14.530	16.021	29.351	24.223	9'24.125P	246,0	11:59'01.218
10	33.342	15.815	29.430	23.974	1'42.561	250,0	12:00'43.779
11	33.171	15.779	29.059	23.891	1'41.900	250,6	12:02'25.679
12	33.321	15.726	29.140	23.961	1'42.148	250,6	12:04'07.827
13	37.213	16.242	30.359	34.975	1'58.789P	248,3	12:06'06.616
14	6'00.171	16.093	29.291	24.261	7'09.816P	249,4	12:13'16.432
15	33.237	15.806	29.001	23.959	1'42.003	248,8	12:14'58.435
16	33.145	15.697	29.277	24.051	1'42.170	249,4	12:16'40.605
17	33.110	15.610	28.930	23.975	1'41.625	252,9	12:18'22.230
18	33.006	15.699	28.907	23.774	1'41.386	249,4	12:20'03.616

21° 74 J. VAN SIKKELERUS (1'41.408)							
Lap	Seg.1	Seg.2	Seg.3	Seg.4	Lap Time	km/h	Local Time
1		16.851	31.134	24.923		241,1	11:37'04.061
2	34.502	15.864	30.017	24.447	1'44.830	250,0	11:38'48.891
3	34.231	15.841	36.691	24.217	1'50.980	247,7	11:40'39.871
4	33.960	15.684	40.361	23.533	1'53.538	247,1	11:42'33.409
5	33.588	15.563	29.121	24.167	1'42.439	250,6	11:44'15.848
6	34.490	15.880	29.712	34.782	1'54.864P	243,8	11:46'10.712
7	8'03.236	16.820	30.183	24.080	9'14.319P	234,3	11:55'25.031
8	33.344	15.668	29.045	23.832	1'41.889	248,8	11:57'06.920
9	33.222	15.610	29.049	23.527	1'41.408	248,8	11:58'48.328
10	33.311	15.672	29.610	30.009	1'48.602	251,2	12:00'36.930
11	33.737	15.838	40.417	24.373	1'54.365	250,6	12:02'31.295
12	33.710	15.823	30.038	33.440	1'53.011P	250,6	12:04'24.306
13	8'15.309	19.941	29.703	23.997	9'28.950P	143,6	12:13'53.256
14	33.308	15.488	28.982	24.020	1'41.798	248,8	12:15'35.054
15	33.355	15.535	29.024	23.906	1'41.820	250,0	12:17'16.874
16	37.925	21.101	30.014	24.235	1'53.275	136,7	12:19'10.149
17	33.471	15.503	29.032	23.730	1'41.736	247,7	12:20'51.885

22° 4 C. STANGE (1'41.597)							
Lap	Seg.1	Seg.2	Seg.3	Seg.4	Lap Time	km/h	Local Time
1		17.430	31.079	24.833		240,5	11:37'22.807
2	34.648	16.270	29.878	24.413	1'45.209	250,0	11:39'08.016

23° 15 A. COPPOLA (1'42.549)							
Lap	Seg.1	Seg.2	Seg.3	Seg.4	Lap Time	km/h	Local Time
1		17.419	31.968	25.508		236,8	11:37'18.513
2	34.613	16.105	29.543	24.588	1'44.849	246,6	11:39'03.362
3	34.189	15.961	29.592	25.499	1'45.241	250,0	11:40'48.603
4	34.148	15.905	29.364	24.232	1'43.649	247,7	11:42'32.252
5	33.945	15.990	29.201	24.353	1'43.489	247,7	11:44'15.741
6	34.829	16.077	29.878	25.089	1'45.873	240,0	11:46'01.614
7	33.556	15.876	29.030	24.200	1'42.662	247,1	11:47'44.276
8	33.636	16.527	30.034	35.728	1'55.925P	241,6	11:49'40.201
9	11'34.995	17.105	31.718	27.227	12'51.045P	231,3	12:02'31.246
10	34.304	15.836	30.138	26.621	1'46.899	249,4	12:04'18.145
11	33.633	15.775	29.164	24.483	1'43.055	248,3	12:06'01.200
12	33.596	15.982	29.424	35.632	1'54.634P	245,5	12:07'55.834
13	5'37.027	16.901	33.105	26.106	6'53.139P	227,4	12:14'48.973
14	33.703	15.803	29.083	24.082	1'42.671	245,5	12:16'31.644
15	33.418	15.775	29.130	24.230	1'42.553	251,7	12:18'14.197
16	33.270	15.892	29.214	24.173	1'42.549	247,7	12:19'56.746
17	33.643	15.992	29.226	24.598	1'43.459	247,7	12:21'40.205

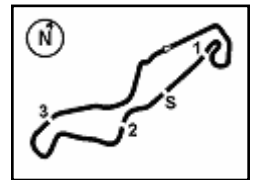
24° 43 D. RUBIN (1'42.702)							
Lap	Seg.1	Seg.2	Seg.3	Seg.4	Lap Time	km/h	Local Time
1		17.275	33.120	25.910		231,3	11:37'56.478
2	35.324	16.835	30.020	24.346	1'46.525	241,6	11:39'43.003
3	35.133	16.420	30.164	24.146	1'45.863	237,9	11:41'28.866
4	34.391	16.149	29.781	24.312	1'44.633	242,7	11:43'13.499
5	34.532	16.085	29.688	24.116	1'44.421	241,6	11:44'57.920
6	34.032	16.056	29.496	24.205	1'43.789	243,8	11:46'41.709
7	35.188	16.603	30.512	37.730	2'00.033P	239,5	11:48'41.742
8	8'45.407	16.343	30.094	24.524	9'56.368P	240,0	11:58'38.110
9	34.339	16.001	29.754	24.085	1'44.179	243,8	12:00'22.289
10	34.292	15.936	29.652	24.163	1'44.043	244,9	12:02'06.332
11	34.459	16.064	29.755	24.244	1'44.522	244,3	12:03'50.854
12	34.293	15.790	29.507	24.334	1'43.924	244,3	12:05'34.778
13	33.869	15.929	29.460	24.059	1'43.317	243,2	12:07'18.095
14	33.896	15.872	29.254	23.982	1'43.004	242,7	12:09'01.099
15	35.920	17.204	30.552	25.234	1'48.910	213,9	12:10'50.009
16	34.197	16.010	30.013	24.046	1'44.266	246,6	12:12'34.275
17	33.957	15.902	29.355	23.955	1'43.169	244,9	12:14'17.444
18	34.421	16.221	32.390	24.146	1'47.178	247,7	12:16'04.622
19	33.758	15.933	29.429	24.105	1'43.225	245,5	12:17'47.847
20	33.968	16.339	29.550	24.462	1'44.319	244,3	12:19'32.166
21	33.553	15.816	29.366	23.967	1'42.702	247,1	12:21'14.868

25° 24 A. DE WINTERE (1'43.003)							
Lap	Seg.1	Seg.2	Seg.3	Seg.4	Lap Time	km/h	Local Time
1		17.430	31.079	24.833		240,5	11:37'22.807
2	34.648	16.270	29.878	24.413	1'45.209	250,0	11:39'08.016

12/04/2019 P = Pits In/Out - C = Lap Time Cancelled

These data/results cannot be reproduced, stored and/or transmitted in whole or in part by any manner of electronic, mechanical, photocopying, recording, broadcasting or otherwise now known or herein after developed without the previous express consent by the copyright owner, except for reproduction in daily press and regular printed publications on sale to the public within 60 days of the event related to those data/results and always provided that copyright symbol appears together as follows below.

© DORNA WSBK ORGANIZATION Srl 2019



TT Circuit Assen 4.542 m

Motul Dutch Round, 12-14 April 2019

Chronological Analysis Free Practice 1st Session

5 / 5

1		16.826	30.702	24.425		243,2	11:37'24.844
2	34.787	16.330	30.024	23.773	1'44.914	242,7	11:39'09.758
3	35.138	16.157	30.097	24.094	1'45.486	247,7	11:40'55.244
4	34.294	16.132	29.684	23.961	1'44.071	246,0	11:42'39.315
5	33.967	16.138	29.799	23.746	1'43.650	247,1	11:44'22.965
6	33.788	15.898	29.550	23.767	1'43.003	246,0	11:46'05.968
7	34.450	16.250	29.925	41.304	2'01.929P	246,0	11:48'07.897
8	2'18.037	16.230	30.551	24.356	3'29.174P	243,2	11:51'37.071
9	34.145	16.226	29.819	24.428	1'44.618	245,5	11:53'21.689
10	34.031	16.245	29.768	24.424	1'44.468	245,5	11:55'06.157
11	34.427	16.342	32.086	40.106	2'02.961P	245,5	11:57'09.118
12	6'37.048	16.386	30.196	24.346	7'47.976P	246,0	12:04'57.094
13	34.094	16.254	29.944	24.400	1'44.692	245,5	12:06'41.786
14	34.082	16.204	34.593	42.822	2'07.701P	244,3	12:08'49.487
15	4'17.000	16.230	30.079	24.429	5'27.738P	244,9	12:14'17.225

28°		67 G. MATERN (1'50.285)					
Lap	Seg.1	Seg.2	Seg.3	Seg.4	Lap Time	km/h	Local Time
1		19.078	33.914	28.981		216,9	11:38'04.397
2	38.005	18.294	32.251	27.647	1'56.197	229,8	11:40'00.594
3	37.776	17.931	31.826	27.261	1'54.794	229,8	11:41'55.388
4	36.916	17.968	35.190	38.031	2'08.105P	232,3	11:44'03.493
5	2'02.930	17.702	32.114	26.849	3'19.595P	234,8	11:47'23.088
6	36.506	17.441	31.510	26.820	1'52.277	233,8	11:49'15.365
7	36.761	17.532	31.607	26.447	1'52.347	233,3	11:51'07.712
8	36.441	17.398	31.290	26.414	1'51.543	233,3	11:52'59.255
9	36.317	17.366	31.233	26.321	1'51.237	233,3	11:54'50.492
10	36.297	17.378	31.949	36.919	2'02.543P	234,3	11:56'53.035
11	3'18.930	17.559	31.880	26.788	4'35.157P	235,3	12:01'28.192
12	37.090	17.256	31.706	26.936	1'52.988	238,9	12:03'21.180
13	36.642	17.306	31.731	26.581	1'52.260	238,4	12:05'13.440
14	36.280	17.122	31.549	26.173	1'51.124	237,9	12:07'04.564
15	35.925	17.167	31.129	26.064	1'50.285	235,8	12:08'54.849
16	36.446	17.465	31.602	26.364	1'51.877	232,8	12:10'46.726
17	36.184	17.044	31.243	26.101	1'50.572	238,9	12:12'37.298
18	36.074	17.300	31.136	26.307	1'50.817	238,4	12:14'28.115
19	36.994	17.542	31.695	26.150	1'52.381	236,8	12:16'20.496
20	36.624	17.177	31.664	40.030	2'05.495P	243,2	12:18'25.991

26°		6 M. HERRERA (1'43.079)					
Lap	Seg.1	Seg.2	Seg.3	Seg.4	Lap Time	km/h	Local Time
1		17.067	31.460	26.103		247,1	11:37'10.988
2	35.647	16.606	30.705	25.646	1'48.604	252,3	11:38'59.592
3	36.012	16.696	30.732	27.821	1'51.261	234,8	11:40'50.853
4	34.513	15.913	29.533	24.919	1'44.878	246,6	11:42'35.731
5	34.410	15.895	29.411	24.420	1'44.136	252,9	11:44'19.867
6	34.160	15.920	29.646	24.485	1'44.211	251,7	11:46'04.078
7	33.796	16.120	29.411	24.565	1'43.892	246,0	11:47'47.970
8	34.577	20.278	39.560	46.734	2'21.149P	237,9	11:50'09.119
9	6'33.411	22.899	35.126	39.613	8'11.049P	169,3	11:58'20.168
10	3'35.510	16.425	29.813	24.508	4'46.256P	251,2	12:03'06.424
11	34.124	15.964	29.379	24.402	1'43.869	253,5	12:04'50.293
12	33.785	16.038	30.934	39.568	2'00.325P	249,4	12:06'50.618
13	4'53.264	16.285	29.591	25.042	6'04.182P	248,8	12:12'54.800
14	33.646	15.816	29.193	24.424	1'43.079	251,7	12:14'37.879
15	33.666	16.124	29.137	24.373	1'43.300	231,8	12:16'21.179
16	34.816	15.725	29.207	24.551	1'44.299	256,5	12:18'05.478
17	33.609	16.108	29.465	24.295	1'43.477	252,3	12:19'48.955
18	33.826	17.661	38.892	44.440	2'14.819P	238,4	12:22'03.774

27°		48 X. NAVAND (1'45.143)					
Lap	Seg.1	Seg.2	Seg.3	Seg.4	Lap Time	km/h	Local Time
1		17.558	32.104	26.113		235,8	11:37'07.989
2	37.178	17.230	31.400	25.586	1'51.394	233,8	11:38'59.383
3	36.169	16.286	30.999	25.190	1'48.644	240,0	11:40'48.027
4	35.796	16.394	30.343	24.872	1'47.405	241,6	11:42'35.432
5	35.843	16.429	30.265	24.838	1'47.375	240,0	11:44'22.807
6	35.321	16.333	30.427	24.936	1'47.017	240,0	11:46'09.824
7	35.146	16.319	30.200	24.912	1'46.577	236,8	11:47'56.401
8	35.196	16.253	30.289	25.239	1'46.977	236,3	11:49'43.378
9	35.385	16.236	30.428	39.233	2'01.282P	236,8	11:51'44.660
10	4'44.373	16.737	30.860	25.102	5'57.072P	236,8	11:57'41.732
11	35.345	16.097	30.238	24.728	1'46.408	242,2	11:59'28.140
12	34.772	16.070	29.998	24.378	1'45.218	246,6	12:01'13.358
13	34.955	16.057	30.032	24.508	1'45.552	243,8	12:02'58.910
14	34.818	16.025	29.930	24.373	1'45.146	243,2	12:04'44.056
15	34.910	16.139	30.043	24.491	1'45.583	239,5	12:06'29.639
16	34.573	16.147	29.875	24.736	1'45.331	237,4	12:08'14.970
17	34.762	16.113	30.004	24.264	1'45.143	238,4	12:10'00.113
18	34.656	16.199	30.181	24.192	1'45.228	236,8	12:11'45.341
19	34.824	16.136	30.259	36.601	1'57.820P	240,5	12:13'43.161
20	1'55.805	16.278	30.491	24.570	3'07.144P	238,4	12:16'50.305
21	35.025	16.269	30.047	24.332	1'45.673	242,7	12:18'35.978
22	34.781	16.022	30.433	24.320	1'45.556	239,5	12:20'21.534

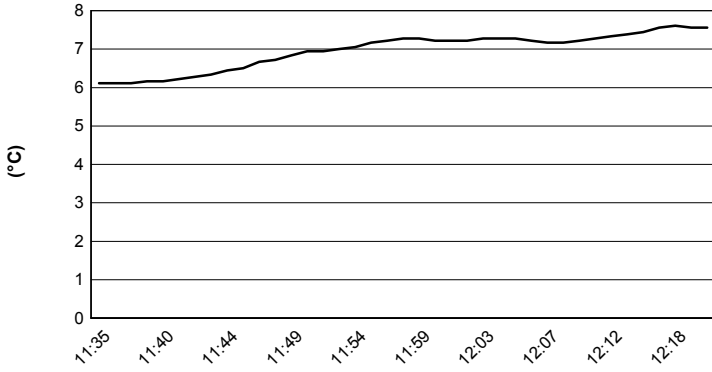
12/04/2019 P = Pits In/Out - C = Lap Time Cancelled

These data/results cannot be reproduced, stored and/or transmitted in whole or in part by any manner of electronic, mechanical, photocopying, recording, broadcasting or otherwise now known or herein after developed without the previous express consent by the copyright owner, except for reproduction in daily press and regular printed publications on sale to the public within 60 days of the event related to those data/results and always provided that copyright symbol appears together as follows below.

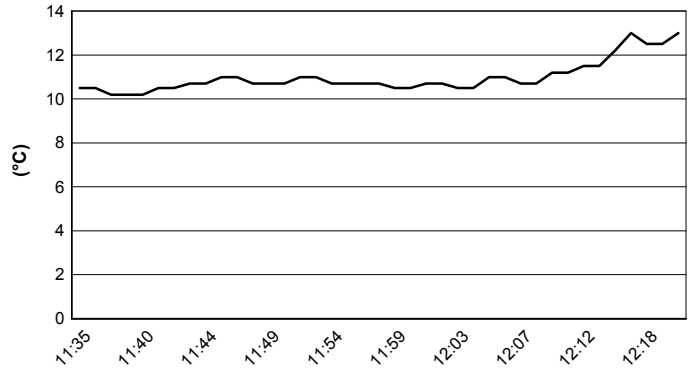
© DORNA WSBK ORGANIZATION Srl 2019

Motul Dutch Round, 12-14 April 2019
Weather Report Free Practice 1st Session
 Session started 11:35 - Session ended 12:22


Air Temperature



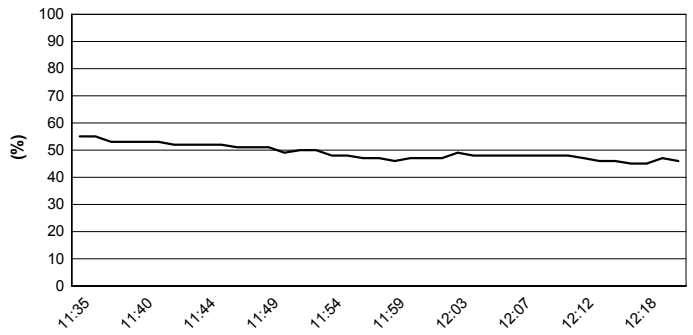
Track Temperature



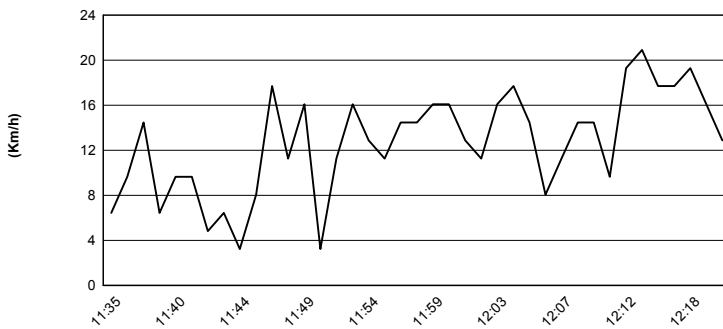
Air Pressure



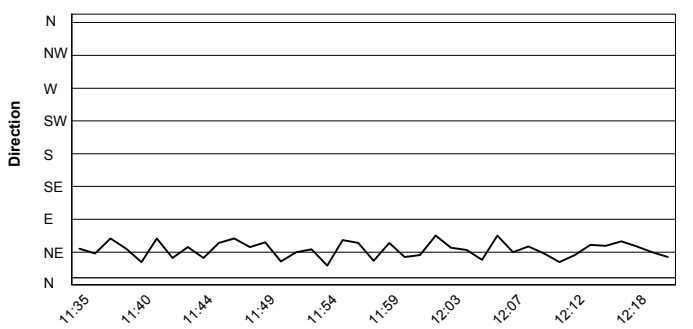
Humidity



Wind Speed



Wind Direction



12/04/2019

These data/results cannot be reproduced, stored and/or transmitted in whole or in part by any manner of electronic, mechanical, photocopying, recording, broadcasting or otherwise now known or herein after developed without the previous express consent by the copyright owner, except for reproduction in daily press and regular printed publications on sale to the public within 60 days of the event related to those data/results and always provided that copyright symbol appears together as follows below.

© DORNA WSBK ORGANIZATION Srl 2019