

Motul Dutch Round, 12-14 April 2019

Free Practices Combined Results after FP2

TT Circuit Assen 4.542 m

No.	Rider	Nat	Team	Bike	Class	FP1	FP2	FP3	Time	Gap	Rel.	Avg	LL
1	21 R. KRUMMENACHER	SUI	BARDAHL Evan Bros. WorldSSP Team	Yamaha YZF R6		1'38.996	1'38.325		1'38.325			166,297	24
2	64 F. CARICASULO	ITA	BARDAHL Evan Bros. WorldSSP Team	Yamaha YZF R6		1'39.298	1'38.421		1'38.421	0.096	0.096	166,135	41
3	44 L. MAHIAS	FRA	Kawasaki Puccetti Racing	Kawasaki ZX-6R		1'39.554	1'38.542		1'38.542	0.217	0.121	165,931	34
4	3 R. DE ROSA	ITA	MV AGUSTA Reparto Corse	MV Agusta F3 675		1'39.107	1'38.698		1'38.698	0.373	0.156	165,669	41
5	16 J. CLUZEL	FRA	GMT94 YAMAHA	Yamaha YZF R6		1'39.863	1'38.735		1'38.735	0.410	0.037	165,607	34
6	78 H. OKUBO	JPN	Kawasaki Puccetti Racing	Kawasaki ZX-6R		1'39.558	1'38.833		1'38.833	0.508	0.098	165,443	37
7	32 I. VINALES	ESP	Kallio Racing	Yamaha YZF R6		1'39.596	1'38.892		1'38.892	0.567	0.059	165,344	35
8	38 H. SOOMER	EST	MPM WILSport Racedays	Honda CBR600RR		1'40.316	1'39.330		1'39.330	1.005	0.438	164,615	33
9	36 T. GRADINGER	AUT	Kallio Racing	Yamaha YZF R6		1'39.614	1'40.045		1'39.614	1.289	0.284	164,146	25
10	30 G. VAN STRAALLEN	NED	EAB Racing Team	Kawasaki ZX-6R		1'40.933	1'39.688		1'39.688	1.363	0.074	164,024	40
11	86 A. BADOVINI	ITA	Team Pedercini Racing	Kawasaki ZX-6R		1'39.943	1'39.738		1'39.738	1.413	0.050	163,942	22
12	94 C. PEROLARI	FRA	GMT94 YAMAHA	Yamaha YZF R6		1'40.264	1'39.815		1'39.815	1.490	0.077	163,815	37
13	22 F. FULIGNI	ITA	MV AGUSTA Reparto Corse	MV Agusta F3 675		1'40.939	1'39.897		1'39.897	1.572	0.082	163,681	38
14	47 R. HARTOG	NED	Team Hartog - Against Cancer	Kawasaki ZX-6R		1'41.210	1'40.093		1'40.093	1.768	0.196	163,360	22
15	56 P. SEBESTYEN	HUN	CIA Landlord Insurance Honda	Honda CBR600RR		1'40.985	1'40.120		1'40.120	1.795	0.027	163,316	33
16	11 K. SMITH	GBR	Team Pedercini Racing	Kawasaki ZX-6R	ESS	1'40.143	1'40.363		1'40.143	1.818	0.023	163,279	30
17	77 W. TESSELS	NED	Team SWPN	Yamaha YZF R6		1'40.667	1'40.556		1'40.556	2.231	0.413	162,608	34
18	84 L. CRESSON	BEL	Kallio Racing	Yamaha YZF R6		1'40.579	1'40.779		1'40.579	2.254	0.023	162,571	33
19	10 N. CALERO	ESP	Orelac Racing VerdNatura	Kawasaki ZX-6R		1'41.161	1'40.627		1'40.627	2.302	0.048	162,493	38
20	95 J. DANILO	FRA	CIA Landlord Insurance Honda	Honda CBR600RR		1'41.386	1'41.035		1'41.035	2.710	0.408	161,837	22
21	74 J. VAN SIKKELERUS	NED	MPM WILSport Racedays	Honda CBR600RR		1'41.408	1'41.074		1'41.074	2.749	0.039	161,775	34
22	4 C. STANGE	GER	GEMAR - Ciociaria Corse WorldSSP Team	Honda CBR600RR		1'41.597	1'41.358		1'41.358	3.033	0.284	161,321	29
23	43 D. RUBIN	GER	Rubin Racing Team	Yamaha YZF R6		1'42.702	1'41.520		1'41.520	3.195	0.162	161,064	38
24	15 A. COPPOLA	ITA	GEMAR - Ciociaria Corse WorldSSP Team	Honda CBR600RR		1'42.549	1'42.040		1'42.040	3.715	0.520	160,243	31
25	24 A. DE WINTERE	BEL	Go4Racing	Yamaha YZF R6		1'43.003	1'42.403		1'42.403	4.078	0.363	159,675	32
26	6 M. HERRERA	ESP	MS Racing	Yamaha YZF R6		1'43.079	1'43.016		1'43.016	4.691	0.613	158,725	33
27	48 X. NAVAND	FRA	DK MOTORSPORT	Yamaha YZF R6	ESS	1'45.143	1'43.952		1'43.952	5.627	0.936	157,296	37
28	67 G. MATERN	FRA	Flembbo Leader Team	Kawasaki ZX-6R	ESS	1'50.285	1'48.545		1'48.545	10.220	4.593	150,640	36

12/04/2019

These data/results cannot be reproduced, stored and/or transmitted in whole or in part by any manner of electronic, mechanical, photocopying, recording, broadcasting or otherwise now known or herein after developed without the previous express consent by the copyright owner, except for reproduction in daily press and regular printed publications on sale to the public within 60 days of the event related to those data/results and always provided that copyright symbol appears together as follows below.

© DORNA WSBK ORGANIZATION Srl 2019

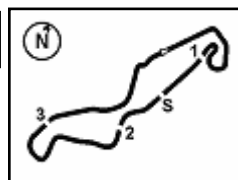
FICR PERUGIA TIMING



Official Tyre Supplier



Official Timekeeper



Motul Dutch Round, 12-14 April 2019

Results Free Practice 2nd Session

No.	Rider	Nat	Team	Bike	Class	Time	Gap	Rel.	Laps	Speed	
										Avg	Max
1	21 R. KRUMMENACHER	SUI	BARDAHL Evan Bros. WorldSSP Team	Yamaha YZF R6		1'38.325			7	166,297	255,9
2	64 F. CARICASULO	ITA	BARDAHL Evan Bros. WorldSSP Team	Yamaha YZF R6		1'38.421	0.096	0.096	21	166,135	255,3
3	44 L. MAHIAS	FRA	Kawasaki Puccetti Racing	Kawasaki ZX-6R		1'38.542	0.217	0.121	16	165,931	253,5
4	3 R. DE ROSA	ITA	MV AGUSTA Reparto Corse	MV Agusta F3 675		1'38.698	0.373	0.156	20	165,669	253,5
5	16 J. CLUZEL	FRA	GMT94 YAMAHA	Yamaha YZF R6		1'38.735	0.410	0.037	20	165,607	255,3
6	78 H. OKUBO	JPN	Kawasaki Puccetti Racing	Kawasaki ZX-6R		1'38.833	0.508	0.098	19	165,443	255,3
7	32 I. VINALES	ESP	Kallio Racing	Yamaha YZF R6		1'38.892	0.567	0.059	17	165,344	255,9
8	38 H. SOOMER	EST	MPM WILSport Racedays	Honda CBR600RR		1'39.330	1.005	0.438	18	164,615	250,6
9	30 G. VAN STRAALEN	NED	EAB Racing Team	Kawasaki ZX-6R		1'39.688	1.363	0.358	21	164,024	250,6
10	86 A. BADOVINI	ITA	Team Pedercini Racing	Kawasaki ZX-6R		1'39.738	1.413	0.050	8	163,942	248,8
11	94 C. PEROLARI	FRA	GMT94 YAMAHA	Yamaha YZF R6		1'39.815	1.490	0.077	19	163,815	252,3
12	22 F. FULIGNI	ITA	MV AGUSTA Reparto Corse	MV Agusta F3 675		1'39.897	1.572	0.082	19	163,681	255,9
13	36 T. GRADINGER	AUT	Kallio Racing	Yamaha YZF R6		1'40.045	1.720	0.148	8	163,438	255,3
14	47 R. HARTOG	NED	Team Hartog - Against Cancer	Kawasaki ZX-6R		1'40.093	1.768	0.048	16	163,360	250,6
15	56 P. SEBESTYEN	HUN	CIA Landlord Insurance Honda	Honda CBR600RR		1'40.120	1.795	0.027	17	163,316	251,7
16	11 K. SMITH	GBR	Team Pedercini Racing	Kawasaki ZX-6R	ESS	1'40.363	2.038	0.243	12	162,921	252,3
17	77 W. TESSELS	NED	Team SWPN	Yamaha YZF R6		1'40.556	2.231	0.193	17	162,608	242,7
18	10 N. CALERO	ESP	Orelac Racing VerdNatura	Kawasaki ZX-6R		1'40.627	2.302	0.071	20	162,493	251,7
19	84 L. CRESSON	BEL	Kallio Racing	Yamaha YZF R6		1'40.779	2.454	0.152	16	162,248	255,9
20	95 J. DANILO	FRA	CIA Landlord Insurance Honda	Honda CBR600RR		1'41.035	2.710	0.256	5	161,837	254,1
21	74 J. VAN SIKKELERUS	NED	MPM WILSport Racedays	Honda CBR600RR		1'41.074	2.749	0.039	18	161,775	252,3
22	4 C. STANGE	GER	GEMAR - Ciociaria Corse WorldSSP Team	Honda CBR600RR		1'41.358	3.033	0.284	12	161,321	249,4
23	43 D. RUBIN	GER	Rubin Racing Team	Yamaha YZF R6		1'41.520	3.195	0.162	18	161,064	249,4
24	15 A. COPPOLA	ITA	GEMAR - Ciociaria Corse WorldSSP Team	Honda CBR600RR		1'42.040	3.715	0.520	15	160,243	250,0
25	24 A. DE WINTERE	BEL	Go4Racing	Yamaha YZF R6		1'42.403	4.078	0.363	18	159,675	250,6
26	6 M. HERRERA	ESP	MS Racing	Yamaha YZF R6		1'43.016	4.691	0.613	16	158,725	254,1
27	48 X. NAVAND	FRA	DK MOTORSPORT	Yamaha YZF R6	ESS	1'43.952	5.627	0.936	16	157,296	242,7
----- Out 107% in this Session -----											
28	67 G. MATERN	FRA	Flembo Leader Team	Kawasaki ZX-6R	ESS	1'48.545	10.220	4.593	17	150,640	239,5

Qualifying Lap Time (107% of 1'38.325): 1'45.209

AIR	Humidity:	57%	Temp:	6°C
TRACK	Condition:	Dry	Temp:	15°C

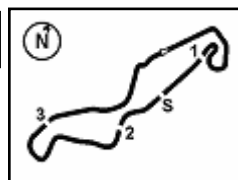
Records	Pole (SP2)	2018	S.Cortese	1'37.799	167,190	Km/h
	Race (RC)	2018	R.Krummenacher	1'38.108	166,670	Km/h
	All Times (SP2)	2018	S.Cortese	1'37.799	167,190	Km/h

Start 12/04/2019 16:00
End 16:46

The results are provisional until the end of the time limit for protests and appeals and the completion of the technical checks.

These data/results cannot be reproduced, stored and/or transmitted in whole or in part by any manner of electronic, mechanical, photocopying, recording, broadcasting or otherwise now known or herein after developed without the previous express consent by the copyright owner, except for reproduction in daily press and regular printed publications on sale to the public within 60 days of the event related to those data/results and always provided that copyright symbol appears together as follows below.

© DORNA WSBK ORGANIZATION Srl 2019



Motul Dutch Round, 12-14 April 2019

Results Free Practice 2nd Session

Session Highlights

Local Time	No. Rider	Description
15.58.42		DROPS of RAIN in Sector 1
16.00.00		Start
16.02.19		WorldSSP Pit Intervention Time: 1min 16secs
16.04.27	38 H. SOOMER	Current Lap Cancelled - Exceeded Track Limits - Turn 9
16.05.16	84 L. CRESSON	Current Lap Cancelled - Exceeded Track Limits - Turn 9
16.05.48	21 R. KRUMMENACHER	Stop - Technical Problem
16.08.14	78 H. OKUBO	Current Lap Cancelled - Exceeded Track Limits - Turn 2
16.08.28	44 L. MAHIAS	Current Lap Cancelled - Exceeded Track Limits - Turn 1
16.08.34	38 H. SOOMER	Current Lap Cancelled - Exceeded Track Limits - Turn 1
16.09.42	84 L. CRESSON	Current Lap Cancelled - Exceeded Track Limits - Turn 9
16.11.37	77 W. TESSELS	Current Lap Cancelled - Exceeded Track Limits - Turn 1
16.12.10	38 H. SOOMER	Current Lap Cancelled - Exceeded Track Limits - Turn 2
16.14.36	78 H. OKUBO	Current Lap Cancelled - Exceeded Track Limits - Turn 9
16.16.01	95 J. DANILO	Current Lap Cancelled - Exceeded Track Limits - Turn 6
16.20.29	78 H. OKUBO	Lap Cancelled (1'38.874) - Exceeded Track Limits - Turn 17
16.20.48	56 P. SEBESTYEN	Current Lap Cancelled - Exceeded Track Limits - Turn 1
16.21.25	11 K. SMITH	Crashed - Turn 5
16.22.10	11 K. SMITH	Re-joined
16.23.18	21 R. KRUMMENACHER	Stop - Technical Problem
16.24.41	10 N. CALERO	Current Lap Cancelled - Exceeded Track Limits - Turn 1
16.27.34	30 G. VAN STRAALLEN	Current Lap Cancelled - Exceeded Track Limits - Turn 1
16.29.08	77 W. TESSELS	On Asphalt - Re-Joined - Turn 1
16.31.28	86 A. BADOVINI	Crashed - Turn 5
16.34.45	16 J. CLUZEL	On Asphalt - Re-Joined - Turn 1
16.35.40	43 D. RUBIN	On Asphalt - Re-Joined - Turn 1
16.36.19	6 M. HERRERA	On Asphalt - Re-Joined - Turn 1
16.36.29	84 L. CRESSON	On Asphalt - Re-Joined - Turn 1
16.37.21	67 G. MATERN	On Asphalt - Re-Joined - Turn 1
16.37.53	84 L. CRESSON	Current Lap Cancelled - Exceeded Track Limits - Turn 9
16.37.58	74 J. VAN SIKKELERUS	On Asphalt - Re-Joined - Turn 1
16.38.46	4 C. STANGE	Crashed - Turn 5
16.39.09	4 C. STANGE	Re-joined
16.39.38	3 R. DE ROSA	On Asphalt - Re-Joined - Turn 9
16.40.00	16 J. CLUZEL	On Asphalt - Re-Joined - Turn 1
16.41.11	56 P. SEBESTYEN	Lap Cancelled (1'40.665) - Exceeded Track Limits - Turn 17
16.41.35	10 N. CALERO	On Asphalt - Re-Joined - Turn 1
16.41.35	94 C. PEROLARI	On Asphalt - Re-Joined - Turn 1
16.43.05	78 H. OKUBO	On Asphalt - Re-Joined - Turn 2
16.43.22	94 C. PEROLARI	On Asphalt - Re-Joined - Turn 2
16.46.48		End Of Session

Fastest Laps Sequence

No.	Rider	Nat	Team	Bike	Local Time	Time	Gap	Avg
21	R. KRUMMENACHER	SUI	BARDAHL Evan Bros. WorldSSP Team	Yamaha YZF R6	16:03'32.542	1'40.455		162,771
21	R. KRUMMENACHER	SUI	BARDAHL Evan Bros. WorldSSP Team	Yamaha YZF R6	16:05'11.838	1'39.296	-1.159	164,671
64	F. CARICASULO	ITA	BARDAHL Evan Bros. WorldSSP Team	Yamaha YZF R6	16:06'55.028	1'39.290	-0.006	164,681
64	F. CARICASULO	ITA	BARDAHL Evan Bros. WorldSSP Team	Yamaha YZF R6	16:11'55.166	1'39.214	-0.076	164,807
64	F. CARICASULO	ITA	BARDAHL Evan Bros. WorldSSP Team	Yamaha YZF R6	16:15'13.542	1'39.096	-0.118	165,004
78	H. OKUBO	JPN	Kawasaki Puccetti Racing	Kawasaki ZX-6R	16:16'32.606	1'38.833	-0.263	165,443
21	R. KRUMMENACHER	SUI	BARDAHL Evan Bros. WorldSSP Team	Yamaha YZF R6	16:20'09.512	1'38.325	-0.508	166,297

Start 12/04/2019 16:00 End 16:46 The results are provisional until the end of the time limit for protests and appeals and the completion of the technical checks.

These data/results cannot be reproduced, stored and/or transmitted in whole or in part by any manner of electronic, mechanical, photocopying, recording, broadcasting or otherwise now known or herein after developed without the previous express consent by the copyright owner, except for reproduction in daily press and regular printed publications on sale to the public within 60 days of the event related to those data/results and always provided that copyright symbol appears together as follows below.

© DORNA WSBK ORGANIZATION Srl 2019

Motul Dutch Round, 12-14 April 2019

Best Sectors & Speed Free Practice 2nd Session

BEST LAP			
1	21 R. KRUMMENACHER	Yamaha YZF R6	1'38.325
2	64 F. CARICASULO	Yamaha YZF R6	1'38.421
3	44 L. MAHIAS	Kawasaki ZX-6R	1'38.542
4	3 R. DE ROSA	MV Agusta F3 675	1'38.698
5	16 J. CLUZEL	Yamaha YZF R6	1'38.735
6	78 H. OKUBO	Kawasaki ZX-6R	1'38.833
7	32 I. VINALES	Yamaha YZF R6	1'38.892
8	38 H. SOOMER	Honda CBR600RR	1'39.330
9	30 G. VAN STRAALEN	Kawasaki ZX-6R	1'39.688
10	86 A. BADOVINI	Kawasaki ZX-6R	1'39.738
11	94 C. PEROLARI	Yamaha YZF R6	1'39.815
12	22 F. FULIGNI	MV Agusta F3 675	1'39.897
13	36 T. GRADINGER	Yamaha YZF R6	1'40.045
14	47 R. HARTOG	Kawasaki ZX-6R	1'40.093
15	56 P. SEBESTYEN	Honda CBR600RR	1'40.120
16	11 K. SMITH	Kawasaki ZX-6R	1'40.363
17	77 W. TESSELS	Yamaha YZF R6	1'40.556
18	10 N. CALERO	Kawasaki ZX-6R	1'40.627
19	84 L. CRESSON	Yamaha YZF R6	1'40.779
20	95 J. DANILO	Honda CBR600RR	1'41.035
21	74 J. VAN SIKKELERUS	Honda CBR600RR	1'41.074
22	4 C. STANGE	Honda CBR600RR	1'41.358
23	43 D. RUBIN	Yamaha YZF R6	1'41.520
24	15 A. COPPOLA	Honda CBR600RR	1'42.040
25	24 A. DE WINTERE	Yamaha YZF R6	1'42.403
26	6 M. HERRERA	Yamaha YZF R6	1'43.016
27	48 X. NAVAND	Yamaha YZF R6	1'43.952
28	67 G. MATERN	Kawasaki ZX-6R	1'48.545

SPEED			
1	22 F. FULIGNI	MV Agusta F3 675	255.9
2	84 L. CRESSON	Yamaha YZF R6	255.9
3	32 I. VINALES	Yamaha YZF R6	255.9
4	21 R. KRUMMENACHER	Yamaha YZF R6	255.9
5	16 J. CLUZEL	Yamaha YZF R6	255.3
6	64 F. CARICASULO	Yamaha YZF R6	255.3
7	78 H. OKUBO	Kawasaki ZX-6R	255.3
8	36 T. GRADINGER	Yamaha YZF R6	255.3
9	95 J. DANILO	Honda CBR600RR	254.1
10	6 M. HERRERA	Yamaha YZF R6	254.1
11	3 R. DE ROSA	MV Agusta F3 675	253.5
12	44 L. MAHIAS	Kawasaki ZX-6R	253.5
13	74 J. VAN SIKKELERUS	Honda CBR600RR	252.3
14	11 K. SMITH	Kawasaki ZX-6R	252.3
15	94 C. PEROLARI	Yamaha YZF R6	252.3
16	10 N. CALERO	Kawasaki ZX-6R	251.7
17	56 P. SEBESTYEN	Honda CBR600RR	251.7
18	24 A. DE WINTERE	Yamaha YZF R6	250.6
19	30 G. VAN STRAALEN	Kawasaki ZX-6R	250.6
20	38 H. SOOMER	Honda CBR600RR	250.6
21	47 R. HARTOG	Kawasaki ZX-6R	250.6
22	15 A. COPPOLA	Honda CBR600RR	250.0
23	4 C. STANGE	Honda CBR600RR	249.4
24	43 D. RUBIN	Yamaha YZF R6	249.4
25	86 A. BADOVINI	Kawasaki ZX-6R	248.8
26	77 W. TESSELS	Yamaha YZF R6	242.7
27	48 X. NAVAND	Yamaha YZF R6	242.7
28	67 G. MATERN	Kawasaki ZX-6R	239.5

SEG. 1		
1	64 F. CARICASULO	32.065
2	44 L. MAHIAS	32.092
3	21 R. KRUMMENACHER	32.227
4	3 R. DE ROSA	32.239
5	32 I. VINALES	32.289
6	16 J. CLUZEL	32.307
7	78 H. OKUBO	32.347
8	38 H. SOOMER	32.398
9	22 F. FULIGNI	32.568
10	30 G. VAN STRAALEN	32.573
11	94 C. PEROLARI	32.575
12	36 T. GRADINGER	32.739
13	86 A. BADOVINI	32.742
14	47 R. HARTOG	32.762
15	56 P. SEBESTYEN	32.778
16	95 J. DANILO	32.820
17	11 K. SMITH	32.831
18	84 L. CRESSON	33.012
19	10 N. CALERO	33.054
20	77 W. TESSELS	33.092
21	15 A. COPPOLA	33.218
22	4 C. STANGE	33.260
23	74 J. VAN SIKKELERUS	33.269
24	43 D. RUBIN	33.313
25	24 A. DE WINTERE	33.434
26	6 M. HERRERA	33.805
27	48 X. NAVAND	34.092
28	67 G. MATERN	35.278

SEG. 2		
1	21 R. KRUMMENACHER	14.988
2	44 L. MAHIAS	15.057
3	3 R. DE ROSA	15.069
4	64 F. CARICASULO	15.160
5	78 H. OKUBO	15.190
6	94 C. PEROLARI	15.247
7	22 F. FULIGNI	15.266
8	38 H. SOOMER	15.300
9	36 T. GRADINGER	15.305
10	84 L. CRESSON	15.328
11	30 G. VAN STRAALEN	15.349
12	16 J. CLUZEL	15.355
13	32 I. VINALES	15.357
14	47 R. HARTOG	15.401
15	56 P. SEBESTYEN	15.424
16	86 A. BADOVINI	15.424
17	11 K. SMITH	15.443
18	77 W. TESSELS	15.531
19	95 J. DANILO	15.542
20	74 J. VAN SIKKELERUS	15.553
21	4 C. STANGE	15.570
22	10 N. CALERO	15.594
23	43 D. RUBIN	15.671
24	24 A. DE WINTERE	15.673
25	15 A. COPPOLA	15.685
26	6 M. HERRERA	15.815
27	48 X. NAVAND	16.009
28	67 G. MATERN	16.802

SEG. 3		
1	64 F. CARICASULO	28.179
2	16 J. CLUZEL	28.244
3	78 H. OKUBO	28.271
4	21 R. KRUMMENACHER	28.293
5	44 L. MAHIAS	28.313
6	32 I. VINALES	28.343
7	3 R. DE ROSA	28.403
8	38 H. SOOMER	28.446
9	10 N. CALERO	28.483
10	11 K. SMITH	28.509
11	30 G. VAN STRAALEN	28.519
12	86 A. BADOVINI	28.523
13	56 P. SEBESTYEN	28.530
14	94 C. PEROLARI	28.531
15	77 W. TESSELS	28.554
16	36 T. GRADINGER	28.591
17	47 R. HARTOG	28.629
18	22 F. FULIGNI	28.774
19	74 J. VAN SIKKELERUS	28.777
20	4 C. STANGE	28.895
21	95 J. DANILO	28.921
22	43 D. RUBIN	28.974
23	84 L. CRESSON	29.056
24	15 A. COPPOLA	29.060
25	6 M. HERRERA	29.197
26	24 A. DE WINTERE	29.236
27	48 X. NAVAND	29.597
28	67 G. MATERN	30.607

SEG. 4		
1	21 R. KRUMMENACHER	22.678
2	44 L. MAHIAS	22.698
3	16 J. CLUZEL	22.750
4	3 R. DE ROSA	22.758
5	64 F. CARICASULO	22.823
6	78 H. OKUBO	22.864
7	32 I. VINALES	22.875
8	86 A. BADOVINI	22.998
9	36 T. GRADINGER	22.999
10	38 H. SOOMER	23.022
11	30 G. VAN STRAALEN	23.105
12	47 R. HARTOG	23.116
13	94 C. PEROLARI	23.124
14	22 F. FULIGNI	23.167
15	84 L. CRESSON	23.174
16	77 W. TESSELS	23.198
17	56 P. SEBESTYEN	23.208
18	11 K. SMITH	23.312
19	10 N. CALERO	23.332
20	4 C. STANGE	23.355
21	43 D. RUBIN	23.421
22	74 J. VAN SIKKELERUS	23.475
23	95 J. DANILO	23.614
24	24 A. DE WINTERE	23.777
25	15 A. COPPOLA	23.879
26	48 X. NAVAND	24.023
27	6 M. HERRERA	24.161
28	67 G. MATERN	25.354

12/04/2019

These data/results cannot be reproduced, stored and/or transmitted in whole or in part by any manner of electronic, mechanical, photocopying, recording, broadcasting or otherwise now known or herein after developed without the previous express consent by the copyright owner, except for reproduction in daily press and regular printed publications on sale to the public within 60 days of the event related to those data/results and always provided that copyright symbol appears together as follows below.

© DORNA WSBK ORGANIZATION Srl 2019

FICR PERUGIA TIMING



Official Tyre Supplier



Official Timekeeper

Motul Dutch Round, 12-14 April 2019

Ideal Times Free Practice 2nd Session

TT Circuit Assen 4.542 m

No.	Rider	Nat	Bike	Seg. 1	Seg. 2	Seg. 3	Seg. 4	Ideal Time		
				Diff. 1	Diff. 2	Diff. 3	Diff. 4	Best Lap	Pos.	Diff.
1	44 L. MAHIAS	FRA	Kawasaki ZX-6R	32.092 +0.249	15.057 +0.064	28.313 +0.022	22.698 +0.047	1'38.160 1'38.542	3	0.382
2	21 R. KRUMMENACHER	SUI	Yamaha YZF R6	32.227 +0.087	14.988	28.293 +0.052	22.678	1'38.186 1'38.325	1	0.139
3	64 F. CARICASULO	ITA	Yamaha YZF R6	32.065 +0.035	15.160 +0.153	28.179	22.823 +0.006	1'38.227 1'38.421	2	0.194
4	3 R. DE ROSA	ITA	MV Agusta F3 675	32.239 +0.042	15.069	28.403 +0.140	22.758 +0.047	1'38.469 1'38.698	4	0.229
5	16 J. CLUZEL	FRA	Yamaha YZF R6	32.307 +0.009	15.355 +0.017	28.244	22.750 +0.053	1'38.656 1'38.735	5	0.079
6	78 H. OKUBO	JPN	Kawasaki ZX-6R	32.347 +0.105	15.190 +0.056	28.271	22.864	1'38.672 1'38.833	6	0.161
7	32 I. VINALES	ESP	Yamaha YZF R6	32.289 +0.013	15.357	28.343 +0.015	22.875	1'38.864 1'38.892	7	0.028
8	38 H. SOOMER	EST	Honda CBR600RR	32.398 +0.102	15.300 +0.062	28.446	23.022	1'39.166 1'39.330	8	0.164
9	94 C. PEROLARI	FRA	Yamaha YZF R6	32.575	15.247 +0.069	28.531 +0.134	23.124 +0.135	1'39.477 1'39.815	11	0.338
10	30 G. VAN STRAALEN	NED	Kawasaki ZX-6R	32.573 +0.028	15.349 +0.114	28.519	23.105	1'39.546 1'39.688	9	0.142
11	36 T. GRADINGER	AUT	Yamaha YZF R6	32.739	15.305	28.591	22.999 +0.411	1'39.634 1'40.045	13	0.411
12	86 A. BADOVINI	ITA	Kawasaki ZX-6R	32.742	15.424	28.523	22.998 +0.051	1'39.687 1'39.738	10	0.051
13	22 F. FULIGNI	ITA	MV Agusta F3 675	32.568	15.266	28.774	23.167 +0.122	1'39.775 1'39.897	12	0.122
14	47 R. HARTOG	NED	Kawasaki ZX-6R	32.762 +0.104	15.401 +0.001	28.629 +0.080	23.116	1'39.908 1'40.093	14	0.185
15	56 P. SEBESTYEN	HUN	Honda CBR600RR	32.778 +0.163	15.424 +0.017	28.530	23.208	1'39.940 1'40.120	15	0.180
16	11 K. SMITH	GBR	Kawasaki ZX-6R	32.831	15.443 +0.169	28.509 +0.099	23.312	1'40.095 1'40.363	16	0.268
17	77 W. TESSELS	NED	Yamaha YZF R6	33.092 +0.009	15.531 +0.004	28.554 +0.114	23.198 +0.054	1'40.375 1'40.556	17	0.181
18	10 N. CALERO	ESP	Kawasaki ZX-6R	33.054 +0.164	15.594	28.483	23.332	1'40.463 1'40.627	18	0.164
19	84 L. CRESSON	BEL	Yamaha YZF R6	33.012	15.328 +0.050	29.056	23.174 +0.159	1'40.570 1'40.779	19	0.209
20	95 J. DANILO	FRA	Honda CBR600RR	32.820 +0.048	15.542 +0.053	28.921 +0.022	23.614 +0.015	1'40.897 1'41.035	20	0.138
21	74 J. VAN SIKKELERUS	NED	Honda CBR600RR	33.269	15.553	28.777	23.475	1'41.074 1'41.074	21	
22	4 C. STANGE	GER	Honda CBR600RR	33.260 +0.243	15.570 +0.035	28.895	23.355	1'41.080 1'41.358	22	0.278
23	43 D. RUBIN	GER	Yamaha YZF R6	33.313 +0.052	15.671 +0.060	28.974	23.421 +0.029	1'41.379 1'41.520	23	0.141
24	15 A. COPPOLA	ITA	Honda CBR600RR	33.218 +0.165	15.685	29.060 +0.033	23.879	1'41.842 1'42.040	24	0.198
25	24 A. DE WINTERE	BEL	Yamaha YZF R6	33.434 +0.204	15.673	29.236 +0.079	23.777	1'42.120 1'42.403	25	0.283
26	6 M. HERRERA	ESP	Yamaha YZF R6	33.805 +0.013	15.815 +0.025	29.197	24.161	1'42.978 1'43.016	26	0.038
27	48 X. NAVAND	FRA	Yamaha YZF R6	34.092 +0.120	16.009	29.597 +0.026	24.023 +0.085	1'43.721 1'43.952	27	0.231
28	67 G. MATERN	FRA	Kawasaki ZX-6R	35.278 +0.466	16.802 +0.019	30.607	25.354 +0.019	1'48.041 1'48.545	28	0.504
Overall Ideal Time				32.065	14.988	28.179	22.678	1'37.910		

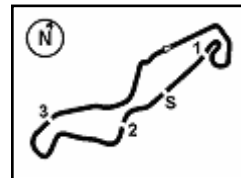
12/04/2019

These data/results cannot be reproduced, stored and/or transmitted in whole or in part by any manner of electronic, mechanical, photocopying, recording, broadcasting or otherwise now known or herein after developed without the previous express consent by the copyright owner, except for reproduction in daily press and regular printed publications on sale to the public within 60 days of the event related to those data/results and always provided that copyright symbol appears together as follows below.

© DORNA WSBK ORGANIZATION Srl 2019

FICR PERUGIA TIMING





Motul Dutch Round, 12-14 April 2019

Chronological Analysis Free Practice 2nd Session

TT Circuit Assen 4.542 m

1 / 5

1° 21 R. KRUMMENACHER (1'38.325)							
Lap	Seg.1	Seg.2	Seg.3	Seg.4	Lap Time	km/h	Local Time
1		16.692	31.182	24.295		246,0	16:01'52.087
2	32.892	15.658	28.677	23.228	1'40.455	255,9	16:03'32.542
3	32.648	15.189	28.435	23.024	1'39.296	251,2	16:05'11.838
4	32.582	15.165	28.656	23.297	1'39.700	252,3	16:06'51.538
5	10'32.003	15.797	28.859	22.990	1'139.649	249,4	16:18'31.187
6	32.314	14.988	28.345	22.678	1'38.325	251,2	16:20'09.512
7	32.256	15.115	28.293	22.768	1'38.432	250,6	16:21'47.944
8	32.227	15.338	28.765	34.469	1'50.799P	250,6	16:23'38.743

2° 64 F. CARICASULO (1'38.421)							
Lap	Seg.1	Seg.2	Seg.3	Seg.4	Lap Time	km/h	Local Time
1		15.809	28.764	23.689		252,3	16:01'55.712
2	33.155	15.381	28.580	23.356	1'40.472	253,5	16:03'36.184
3	32.785	15.273	28.438	23.058	1'39.554	254,1	16:05'15.738
4	32.735	15.168	28.337	23.050	1'39.290	254,7	16:06'55.028
5	33.358	15.426	28.431	24.297	1'41.512	253,5	16:08'36.540
6	32.429	15.300	28.627	23.056	1'39.412	254,7	16:10'15.952
7	32.513	15.299	28.458	22.944	1'39.214	252,9	16:11'55.166
8	32.508	15.219	28.404	23.149	1'39.280	255,3	16:13'34.446
9	32.448	15.160	28.374	23.114	1'39.096	253,5	16:15'13.542
10	33.165	15.502	28.705	23.791	1'41.163	254,1	16:16'54.705
11	32.798	15.354	28.628	23.104	1'39.884	254,1	16:18'34.589
12	32.410	15.325	28.913	34.810	1'51.458P	252,9	16:20'26.047
13	6'55.141	15.458	28.622	23.180	8'02.401P	250,6	16:28'28.448
14	33.983	15.389	28.604	23.526	1'41.502	254,1	16:30'09.950
15	32.485	15.267	28.527	23.111	1'39.390	249,4	16:31'49.340
16	32.377	15.552	28.388	22.962	1'39.279	251,2	16:33'28.619
17	32.585	15.432	28.757	33.979	1'50.753P	253,5	16:35'19.372
18	3'22.906	17.119	28.717	23.134	4'31.876P	233,3	16:39'51.248
19	32.100	15.313	28.179	22.829	1'38.421	253,5	16:41'29.669
20	32.065	15.390	28.261	25.433	1'41.149	251,7	16:43'10.818
21	32.149	15.225	28.253	22.823	1'38.450	249,4	16:44'49.268
22	32.215	15.243	28.324	22.864	1'38.646	252,9	16:46'27.914

3° 44 L. MAHIAS (1'38.542)							
Lap	Seg.1	Seg.2	Seg.3	Seg.4	Lap Time	km/h	Local Time
1		15.821	29.000	23.410		248,3	16:02'56.054
2	33.273	15.202	28.788	23.589	1'40.852	251,7	16:04'36.906
3	32.752	15.273	28.558	23.204	1'39.787	251,7	16:06'16.693
4	32.855	15.327	28.594	23.350	1'40.126	247,1	16:07'56.819
5	34.376	15.373	29.120	33.636	1'52.505CP	250,0	16:09'49.324
6	8'51.834	16.377	29.871	23.449	10'01.531P	240,0	16:19'50.855
7	32.296	15.120	28.405	22.885	1'38.706	247,1	16:21'29.561
8	32.092	16.123	29.952	23.504	1'41.671	250,0	16:23'11.232
9	32.417	15.123	28.446	22.895	1'38.881	251,2	16:24'50.113
10	33.425	15.986	31.106	23.032	1'43.549	245,5	16:26'33.662
11	32.390	15.057	28.465	22.854	1'38.766	252,9	16:28'12.428
12	32.722	15.184	28.532	23.069	1'39.507	253,5	16:29'51.935
13	34.568	15.834	29.036	34.194	1'53.632P	244,3	16:31'45.567
14	8'37.312	16.109	28.349	22.874	9'44.644P	232,3	16:41'30.211
15	32.305	15.308	28.424	25.128	1'41.165	247,7	16:43'11.376
16	32.341	15.121	28.335	22.745	1'38.542	251,2	16:44'49.918
17	32.487	15.150	28.313	22.698	1'38.648	250,6	16:46'28.566

4° 3 R. DE ROSA (1'38.698)							
Lap	Seg.1	Seg.2	Seg.3	Seg.4	Lap Time	km/h	Local Time
1		16.151	30.116	24.356		244,9	16:02'24.726
2	33.281	17.606	29.713	23.729	1'44.329	182,7	16:04'09.055
3	32.984	15.299	28.974	23.387	1'40.644	252,9	16:05'49.699
4	38.457	16.256	32.216	37.142	2'04.071P	242,7	16:07'53.770
5	5'49.033	16.196	29.291	23.319	6'57.839P	239,5	16:14'51.609

6	32.597	15.210	28.532	23.055	1'39.394	248,8	16:16'31.003
7	32.542	15.275	28.593	23.004	1'39.414	248,3	16:18'10.417
8	32.505	15.210	28.587	22.965	1'39.267	253,5	16:19'49.684
9	32.485	15.274	31.394	23.764	1'42.917	252,3	16:21'32.601
10	32.451	15.229	28.570	23.030	1'39.280	251,7	16:23'11.881
11	32.281	15.069	28.543	22.805	1'38.698	251,7	16:24'50.579
12	32.797	15.547	29.057	23.415	1'40.816	248,3	16:26'31.395
13	32.495	15.271	28.492	22.847	1'39.105	252,9	16:28'10.500
14	32.379	15.164	28.520	22.758	1'38.821	252,9	16:29'49.321
15	38.204	15.861	30.197	35.522	1'59.784P	246,0	16:31'49.105
16	5'06.847	17.147	33.209	23.488	6'20.691P	225,5	16:38'09.796
17	32.388	15.421	33.049	23.903	1'44.761	249,4	16:39'54.557
18	32.363	15.301	28.458	22.922	1'39.044	252,3	16:41'33.601
19	32.474	15.241	28.441	23.041	1'39.197	250,0	16:43'12.798
20	32.239	15.233	28.403	22.875	1'38.750	252,3	16:44'51.548
21	38.076	17.067	31.318	24.800	1'51.261	229,8	16:46'42.809

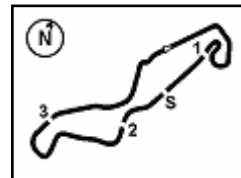
5° 16 J. CLUZEL (1'38.735)							
Lap	Seg.1	Seg.2	Seg.3	Seg.4	Lap Time	km/h	Local Time
1		16.346	29.938	23.667		247,1	16:02'47.968
2	33.037	15.658	29.081	23.254	1'41.030	255,3	16:04'28.998
3	32.923	15.484	28.604	23.151	1'40.162	251,7	16:06'09.160
4	32.646	15.474	29.057	23.836	1'41.013	254,1	16:07'50.173
5	32.701	15.621	28.708	23.119	1'40.149	252,3	16:09'30.322
6	32.509	15.516	28.606	22.985	1'39.616	253,5	16:11'09.938
7	32.458	15.469	28.665	32.616	1'49.208P	251,2	16:12'59.146
8	5'47.203	15.736	29.145	23.129	6'55.213P	252,9	16:19'54.359
9	32.821	15.471	28.444	23.052	1'39.788	252,3	16:21'34.147
10	33.018	15.519	28.351	22.957	1'39.845	255,3	16:23'13.992
11	32.598	15.355	28.376	22.967	1'39.296	254,7	16:24'53.288
12	32.307	15.377	28.391	22.750	1'38.825	253,5	16:26'32.113
13	34.476	15.438	28.638	32.247	1'50.799P	254,1	16:28'22.912
14	4'30.463	15.836	28.786	23.445	5'38.530P	247,7	16:34'01.442
15	38.156	15.590	29.033	23.178	1'45.957	248,3	16:35'47.399
16	32.326	15.372	28.407	22.978	1'39.083	250,6	16:37'26.482
17	32.316	15.372	28.244	22.803	1'38.735	251,2	16:39'05.217
18	40.287	16.092	31.052	23.239	1'50.670	233,3	16:40'55.887
19	32.592	15.818	32.573	23.031	1'44.014	255,3	16:42'39.901
20	32.422	15.368	28.408	22.864	1'39.062	254,1	16:44'18.963
21	33.499	15.657	29.156	23.291	1'41.603	251,2	16:46'00.566

6° 78 H. OKUBO (1'38.833)							
Lap	Seg.1	Seg.2	Seg.3	Seg.4	Lap Time	km/h	Local Time
1		15.821	30.640	25.106		248,3	16:02'35.194
2	33.059	15.338	28.925	23.424	1'40.746	254,7	16:04'15.940
3	34.269	15.472	28.971	23.479	1'42.191	251,2	16:05'58.131
4	32.823	15.253	29.277	24.582	1'41.935	251,7	16:07'40.066
5	38.479	15.584	28.881	35.040	1'57.984CP	250,6	16:09'38.050
6	4'02.803	15.621	33.886	23.413	5'15.723CP	248,8	16:14'53.773
7	32.452	15.246	28.271	22.864	1'38.833	252,9	16:16'32.606
8	32.410	15.284	28.385	23.018	1'39.097	252,9	16:18'11.703
9	32.347	15.190	28.420	22.917	1'38.874C	255,3	16:19'50.577
10	35.117	15.718	29.125	35.803	1'55.763P	248,8	16:21'46.340
11	3'30.529	15.482	28.608	23.258	4'37.877P	248,3	16:26'24.217
12	32.563	15.404	28.667	23.087	1'39.721	248,8	16:28'03.938
13	45.439	15.948	28.891	23.363	1'53.641	250,0	16:29'57.579
14	32.835	15.461	28.665	23.300	1'40.261	252,3	16:31'37.840
15	34.897	16.001	29.885	37.492	1'58.275P	249,4	16:33'36.115
16	4'16.600	15.437	28.383	23.147	5'23.567P	248,3	16:38'59.682
17	32.607	15.401	28.403	23.012	1'39.423	249,4	16:40'39.105
18	32.550	15.360	28.331	23.051	1'39.292	246,6	16:42'18.397
19	38.960	15.807	29.032	23.947	1'47.746	248,3	16:44'06.143
20	32.889	15.342	28.828	23.239	1'40.298	248,3	16:45'46.441

12/04/2019 P = Pits In/Out - C = Lap Time Cancelled

These data/results cannot be reproduced, stored and/or transmitted in whole or in part by any manner of electronic, mechanical, photocopying, recording, broadcasting or otherwise now known or herein after developed without the previous express consent by the copyright owner, except for reproduction in daily press and regular printed publications on sale to the public within 60 days of the event related to those data/results and always provided that copyright symbol appears together as follows below.

© DORNA WSBK ORGANIZATION Srl 2019



Motul Dutch Round, 12-14 April 2019

Chronological Analysis Free Practice 2nd Session

TT Circuit Assen 4.542 m

2 / 5

7° 32 I. VINALES (1'38.892)							
Lap	Seg.1	Seg.2	Seg.3	Seg.4	Lap Time	km/h	Local Time
1		16.188	30.050	24.253		251,7	16:02'25.868
2	32.996	15.632	28.915	23.453	1'40.996	254,1	16:04'06.864
3	32.781	15.502	28.645	23.343	1'40.271	252,9	16:05'47.135
4	32.765	15.476	28.666	23.446	1'40.353	255,9	16:07'27.488
5	32.535	15.382	28.641	23.373	1'39.931	254,7	16:09'07.419
6	32.509	15.755	29.857	33.421	1'51.542P	252,9	16:10'58.961
7	6'37.082	16.109	28.902	23.595	7'45.688P	246,6	16:18'44.649
8	32.884	15.754	32.724	23.641	1'45.003	248,8	16:20'29.652
9	32.584	15.540	28.614	23.259	1'39.997	252,3	16:22'09.649
10	32.289	15.379	28.553	23.047	1'39.268	253,5	16:23'48.917
11	32.639	15.427	28.780	33.577	1'50.423P	254,1	16:25'39.340
12	8'35.405	15.938	40.892	25.143	9'57.378P	245,5	16:35'36.718
13	32.699	15.448	28.543	23.137	1'39.827	250,6	16:37'16.545
14	32.437	15.477	28.358	22.932	1'39.204	248,3	16:38'55.749
15	32.455	15.418	28.473	23.149	1'39.495	250,6	16:40'35.244
16	32.343	15.488	28.343	23.028	1'39.202	249,4	16:42'14.446
17	32.302	15.357	28.358	22.875	1'38.892	251,2	16:43'53.338
18	32.403	15.599	28.534	23.527	1'40.063	248,3	16:45'33.401

8° 38 H. SOOMER (1'39.330)							
Lap	Seg.1	Seg.2	Seg.3	Seg.4	Lap Time	km/h	Local Time
1		16.315	29.816	23.615		240,5	16:03'01.258
2	33.315	15.562	29.646	23.881	1'42.404C	248,3	16:04'43.662
3	32.910	15.382	28.796	23.232	1'40.320	249,4	16:06'23.982
4	32.931	15.364	28.773	23.549	1'40.617	249,4	16:08'04.599
5	40.958	15.629	28.895	23.385	1'48.867C	250,6	16:09'53.466
6	32.522	15.300	28.622	23.275	1'39.719	250,6	16:11'33.185
7	35.860	15.981	29.222	31.700	1'52.763CP	250,0	16:13'25.948
8	5'44.811	15.791	29.120	23.265	6'52.987P	244,9	16:20'18.935
9	32.622	15.380	31.771	23.339	1'43.112	247,7	16:22'02.047
10	32.604	15.400	28.614	23.336	1'39.954	248,3	16:23'42.001
11	32.683	15.393	29.142	31.486	1'48.704P	248,8	16:25'30.705
12	7'51.292	15.662	28.452	23.036	8'58.442P	247,7	16:34'29.147
13	32.446	15.366	28.488	23.061	1'39.361	248,3	16:36'08.508
14	32.560	15.368	28.895	23.151	1'39.974	247,7	16:37'48.482
15	32.544	15.462	28.730	23.398	1'40.134	246,6	16:39'28.616
16	32.813	15.499	28.625	23.188	1'40.125	247,1	16:41'08.741
17	32.500	15.362	28.446	23.022	1'39.330	247,7	16:42'48.071
18	32.398	15.312	28.468	23.205	1'39.383	248,8	16:44'27.454
19	32.416	15.454	28.991	23.610	1'40.471	248,8	16:46'07.925

9° 30 G. VAN STRAALLEN (1'39.688)							
Lap	Seg.1	Seg.2	Seg.3	Seg.4	Lap Time	km/h	Local Time
1		16.440	30.016	24.414		246,6	16:01'52.290
2	33.343	15.623	28.990	23.569	1'41.525	249,4	16:03'33.815
3	32.837	15.349	28.845	23.483	1'40.514	250,6	16:05'14.329
4	32.845	15.444	29.952	23.418	1'41.659	248,8	16:06'55.988
5	33.013	15.545	29.178	24.087	1'41.823	248,3	16:08'37.811
6	33.240	15.397	28.683	23.890	1'41.210	249,4	16:10'19.021
7	32.639	15.375	28.854	23.352	1'40.220	249,4	16:11'59.241
8	33.085	15.516	28.598	33.481	1'50.680P	247,7	16:13'49.921
9	5'30.181	15.662	28.913	23.506	6'38.262P	244,3	16:20'28.183
10	32.733	15.512	28.698	23.163	1'40.106	244,9	16:22'08.289
11	32.573	15.482	28.551	23.258	1'39.864	246,6	16:23'48.153
12	32.608	15.475	28.634	23.398	1'40.115	247,7	16:25'28.268
13	32.601	15.463	28.519	23.105	1'39.688	248,3	16:27'07.956
14	37.686	15.668	28.878	33.055	1'55.287CP	245,5	16:29'03.243
15	4'23.315	15.803	28.826	23.408	5'31.352P	241,6	16:34'34.595
16	32.773	15.508	28.665	23.237	1'40.183	245,5	16:36'14.778
17	32.827	15.430	28.534	23.238	1'40.029	244,3	16:37'54.807

18	33.206	15.757	28.880	23.355	1'41.198	243,8	16:39'36.005
19	32.720	15.453	28.709	23.362	1'40.244	245,5	16:41'16.249
20	33.236	15.560	28.728	23.724	1'41.248	243,8	16:42'57.497
21	33.163	15.661	28.946	23.449	1'41.219	244,3	16:44'38.716
22	33.010	15.552	28.853	23.622	1'41.037	244,3	16:46'19.753

10° 86 A. BADOVINI (1'39.738)							
Lap	Seg.1	Seg.2	Seg.3	Seg.4	Lap Time	km/h	Local Time
1		16.027	29.244	23.728		246,0	16:17'40.721
2	33.136	15.466	28.920	23.432	1'40.954	248,8	16:19'21.675
3	33.075	15.462	29.049	24.319	1'41.905	247,7	16:21'03.580
4	33.538	15.669	30.029	34.706	1'53.942P	248,3	16:22'57.522
5	6'42.369	15.911	29.596	23.873	7'51.749P	243,2	16:30'49.271
6	3'42.350	29.647	32.201	34.449	5'18.647P	155,0	16:36'07.918
7	4'35.116	16.588	29.962	23.434	5'45.100P	233,3	16:41'53.018
8	32.742	15.424	28.523	23.049	1'39.738	246,0	16:43'32.756
9	32.743	15.489	28.877	22.998	1'40.107	246,6	16:45'12.863

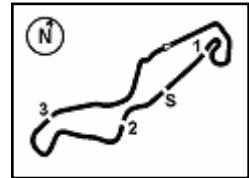
11° 94 C. PEROLARI (1'39.815)							
Lap	Seg.1	Seg.2	Seg.3	Seg.4	Lap Time	km/h	Local Time
1		16.511	30.161	24.074		241,6	16:01'51.036
2	33.641	15.765	29.161	23.476	1'42.043	248,8	16:03'33.079
3	32.857	15.425	28.770	23.317	1'40.369	251,7	16:05'13.448
4	35.593	15.503	28.886	23.676	1'43.658	250,0	16:06'57.106
5	32.733	15.332	28.716	23.592	1'40.373	252,3	16:08'37.479
6	32.703	15.247	28.531	23.882	1'40.363	251,7	16:10'17.842
7	32.575	15.316	28.665	23.259	1'39.815	250,6	16:11'57.657
8	35.488	15.775	29.231	34.669	1'55.163P	252,3	16:13'52.820
9	7'23.014	15.855	29.656	23.358	8'31.883P	243,8	16:22'24.703
10	32.748	15.295	28.647	23.186	1'39.876	247,1	16:24'04.579
11	32.652	15.368	28.574	23.276	1'39.870	249,4	16:25'44.449
12	32.726	15.446	32.437	24.358	1'44.967	250,6	16:27'29.416
13	38.677	15.857	33.098	23.417	1'51.049	248,3	16:29'20.465
14	32.885	15.379	29.389	33.517	1'51.170P	248,3	16:31'11.635
15	5'10.200	15.709	29.097	23.465	6'18.471P	245,5	16:37'30.106
16	32.720	15.496	28.782	23.324	1'40.322	250,0	16:39'10.428
17	33.041	16.873	29.098	23.747	1'42.759	205,7	16:40'53.187
18	34.654	15.686	28.920	23.363	1'42.623	245,5	16:42'35.810
19	36.950	15.541	28.887	23.124	1'44.502	252,3	16:44'20.312
20	32.980	15.677	29.368	23.732	1'41.757	251,2	16:46'02.069

12° 22 F. FULIGNI (1'39.897)							
Lap	Seg.1	Seg.2	Seg.3	Seg.4	Lap Time	km/h	Local Time
1		16.293	30.432	24.429		246,0	16:02'32.002
2	34.299	15.778	29.848	23.970	1'43.895	255,9	16:04'15.897
3	34.400	15.716	29.450	23.736	1'43.302	246,6	16:05'59.199
4	33.557	15.497	29.648	36.366	1'55.068P	255,9	16:07'54.267
5	4'16.338	15.961	29.861	23.836	5'25.996P	250,0	16:13'20.263
6	33.532	15.560	29.333	23.477	1'41.902	254,7	16:15'02.165
7	33.401	15.440	29.280	23.623	1'41.744	251,7	16:16'43.909
8	33.094	15.463	29.290	23.414	1'41.261	250,6	16:18'25.170
9	33.235	15.512	29.054	36.244	1'54.045P	250,0	16:20'19.215
10	7'50.145	15.886	30.058	23.411	8'59.500P	246,6	16:29'18.715
11	33.238	15.519	28.967	23.167	1'40.891	250,0	16:30'59.606
12	33.166	15.850	31.851	25.167	1'46.034	250,0	16:32'45.640
13	32.924	15.444	28.922	23.379	1'40.669	251,7	16:34'26.309
14	32.842	15.283	28.856	23.215	1'40.196	249,4	16:36'06.505
15	38.251	16.714	30.109	25.898	1'50.972	233,3	16:37'57.477
16	32.973	15.909	29.593	24.432	1'42.907	247,1	16:39'40.384
17	32.827	15.328	29.139	23.963	1'41.257	250,6	16:41'21.641
18	32.766	15.504	28.813	23.189	1'40.272	251,2	16:43'01.913
19	32.568	15.266	28.774	23.289	1'39.897	251,2	16:44'41.810
20	32.805	15.299	28.794	23.182	1'40.080	250,6	16:46'21.890

12/04/2019 P = Pits In/Out - C = Lap Time Cancelled

These data/results cannot be reproduced, stored and/or transmitted in whole or in part by any manner of electronic, mechanical, photocopying, recording, broadcasting or otherwise now known or herein after developed without the previous express consent by the copyright owner, except for reproduction in daily press and regular printed publications on sale to the public within 60 days of the event related to those data/results and always provided that copyright symbol appears together as follows below.

© DORNA WSBK ORGANIZATION Srl 2019



Motul Dutch Round, 12-14 April 2019

Chronological Analysis Free Practice 2nd Session

TT Circuit Assen 4.542 m

3 / 5

13° 36 T. GRADINGER (1'40.045)							
Lap	Seg.1	Seg.2	Seg.3	Seg.4	Lap Time	km/h	Local Time
1		15.745	29.058	23.374		250,6	16:03'36.088
2	33.665	15.436	28.734	34.833	1'52.668P	254,7	16:05'28.756
3	28'22.673	15.748	29.438	23.078	29'30.937P	248,3	16:34'59.693
4	33.037	15.625	28.678	23.203	1'40.543	250,6	16:36'40.236
5	32.929	15.443	28.728	22.999	1'40.099	252,9	16:38'20.335
6	32.957	15.474	28.879	32.864	1'50.174P	250,6	16:40'10.509
7	1'16.237	18.709	29.613	23.105	2'27.664P	159,3	16:42'38.173
8	32.739	15.305	28.591	23.410	1'40.045	255,3	16:44'18.218
9	33.356	15.564	28.786	23.209	1'40.915	247,7	16:45'59.133

8	1'35.859	22.804	32.734	39.112	3'10.509P	181,8	16:23'50.962
9	11'33.228	16.387	29.489	23.878	12'42.982P	242,7	16:36'33.944
10	32.893	15.572	28.727	34.524	1'51.716P	247,7	16:38'25.660
11	2'58.596	15.859	29.132	23.568	4'07.155P	247,7	16:42'32.815
12	32.938	15.498	28.509	23.490	1'40.435	248,3	16:44'13.250
13	32.890	15.796	29.376	24.530	1'42.592	251,7	16:45'55.842

14° 47 R. HARTOG (1'40.093)							
Lap	Seg.1	Seg.2	Seg.3	Seg.4	Lap Time	km/h	Local Time
1		16.289	30.070	24.640		246,0	16:02'11.553
2	36.382	15.975	29.296	24.080	1'45.733	250,0	16:03'57.286
3	33.589	15.546	29.116	23.566	1'41.817	247,7	16:05'39.103
4	33.410	15.513	28.964	23.412	1'41.299	249,4	16:07'20.402
5	32.926	15.474	28.744	23.542	1'40.686	248,3	16:09'01.088
6	33.966	15.612	29.553	33.543	1'52.674P	248,8	16:10'53.762
7	12'13.423	15.806	29.360	23.411	13'22.000P	246,0	16:24'15.762
8	33.237	15.594	28.912	23.472	1'41.215	247,1	16:25'56.977
9	32.916	15.541	28.802	23.245	1'40.504	248,3	16:27'37.481
10	32.969	15.401	28.866	23.196	1'40.432	250,6	16:29'17.913
11	32.866	15.402	28.709	23.116	1'40.093	247,7	16:30'58.006
12	35.813	15.849	30.080	34.644	1'56.386P	247,1	16:32'54.392
13	4'46.847	15.976	29.357	23.693	5'55.873P	244,9	16:38'50.265
14	33.716	15.632	29.057	23.369	1'41.774	246,0	16:40'32.039
15	32.843	15.441	28.966	23.278	1'40.528	246,0	16:42'12.567
16	32.762	15.436	28.629	23.317	1'40.144	247,1	16:43'52.711
17	32.976	15.842	28.865	23.221	1'40.904	244,3	16:45'33.615

17° 77 W. TESSELS (1'40.556)							
Lap	Seg.1	Seg.2	Seg.3	Seg.4	Lap Time	km/h	Local Time
1		16.743	30.374	24.057		234,3	16:02'36.790
2	33.841	15.679	29.095	23.717	1'42.332	241,6	16:04'19.122
3	33.469	15.633	28.892	23.491	1'41.485	241,1	16:06'00.607
4	33.568	15.531	28.843	23.874	1'41.816	242,7	16:07'42.423
5	33.421	15.590	29.020	23.683	1'41.714	238,9	16:09'24.137
6	33.454	15.670	28.895	23.496	1'41.515	238,9	16:11'05.652
7	37.720	15.529	28.949	23.593	1'45.791C	242,7	16:12'51.443
8	33.311	15.621	28.843	23.557	1'41.332	239,5	16:14'32.775
9	34.001	15.940	29.525	35.367	1'54.833P	236,8	16:16'27.608
10	7'45.374	16.320	30.054	23.848	8'55.596P	232,8	16:25'23.204
11	33.266	15.634	28.554	23.389	1'40.843	238,4	16:27'04.047
12	33.092	15.599	28.715	23.288	1'40.694	237,9	16:28'44.741
13	43.810	15.862	38.100	23.738	2'01.510	236,8	16:30'46.251
14	33.133	15.561	28.758	23.239	1'40.691	237,9	16:32'26.942
15	38.707	16.029	29.730	34.896	1'59.362P	233,3	16:34'26.304
16	6'17.275	16.340	30.024	23.631	7'27.270P	237,9	16:41'53.574
17	33.101	15.535	28.668	23.252	1'40.556	238,4	16:43'34.130
18	33.117	15.672	28.839	23.198	1'40.826	237,4	16:45'14.956

15° 56 P. SEBESTYEN (1'40.120)							
Lap	Seg.1	Seg.2	Seg.3	Seg.4	Lap Time	km/h	Local Time
1		16.403	30.039	24.785		244,9	16:02'11.962
2	37.940	16.527	29.645	24.183	1'48.295	247,1	16:04'00.257
3	33.682	15.696	29.047	23.582	1'42.007	249,4	16:05'42.264
4	33.329	15.594	28.945	23.538	1'41.406	250,6	16:07'23.670
5	33.278	15.461	28.786	23.401	1'40.926	250,6	16:09'04.596
6	38.420	15.555	28.863	35.424	1'58.262P	251,7	16:11'02.858
7	6'22.005	15.911	29.101	23.579	7'30.596P	247,1	16:18'33.454
8	33.170	15.526	28.786	23.410	1'40.892	249,4	16:20'14.346
9	38.593	15.566	30.907	24.586	1'49.652C	250,0	16:22'03.998
10	32.975	15.502	28.737	23.435	1'40.649	250,6	16:23'44.647
11	32.880	15.424	28.725	23.302	1'40.331	248,8	16:25'24.978
12	33.214	15.653	29.220	35.645	1'53.732P	250,6	16:27'18.710
13	8'05.582	17.030	30.096	23.811	9'16.519P	241,1	16:36'35.229
14	32.941	15.441	28.530	23.208	1'40.120	248,8	16:38'15.349
15	33.002	15.509	28.808	23.346	1'40.665C	248,3	16:39'56.014
16	33.037	15.471	28.674	23.466	1'40.648	248,8	16:41'36.662
17	32.778	19.646	30.350	24.197	1'46.971	250,6	16:43'23.633
18	33.002	15.519	28.861	23.275	1'40.657	248,3	16:45'04.290

18° 10 N. CALERO (1'40.627)							
Lap	Seg.1	Seg.2	Seg.3	Seg.4	Lap Time	km/h	Local Time
1		16.368	29.951	24.842		249,4	16:02'12.219
2	35.051	16.890	31.389	25.045	1'48.375	247,1	16:04'00.594
3	33.831	15.759	29.025	23.615	1'42.230	246,6	16:05'42.824
4	33.263	15.641	28.996	23.498	1'41.398	251,7	16:07'24.222
5	33.554	15.722	29.257	34.203	1'52.736P	248,3	16:09'16.958
6	4'58.991	16.223	29.711	24.391	6'09.316P	244,3	16:15'26.274
7	33.151	15.840	29.187	23.920	1'42.098	251,2	16:17'08.372
8	33.375	15.843	28.946	23.834	1'41.998	247,1	16:18'50.370
9	33.158	15.618	28.798	23.647	1'41.221	246,6	16:20'31.591
10	33.155	16.088	28.934	23.522	1'41.699	246,0	16:22'13.290
11	33.072	15.608	29.030	23.605	1'41.315	248,3	16:23'54.605
12	38.503	16.291	30.206	35.737	2'00.737CP	242,2	16:25'55.342
13	3'44.812	15.958	29.470	23.978	4'54.218P	243,8	16:30'49.560
14	33.480	15.943	29.534	24.144	1'43.101	248,8	16:32'32.661
15	37.457	16.198	29.764	34.383	1'57.802P	245,5	16:34'30.463
16	1'47.623	16.717	30.605	24.617	2'59.562P	237,4	16:37'30.025
17	33.218	15.594	28.483	23.332	1'40.627	247,7	16:39'10.652
18	33.054	15.712	28.897	23.648	1'41.311	245,5	16:40'51.963
19	36.285	15.668	28.991	23.404	1'44.348	247,7	16:42'36.311
20	33.131	15.679	29.039	23.858	1'41.707	246,0	16:44'18.018
21	33.333	15.626	28.879	23.735	1'41.573	246,0	16:45'59.591

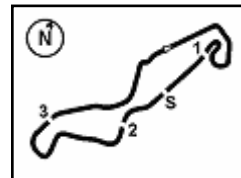
16° 11 K. SMITH (1'40.363)							
Lap	Seg.1	Seg.2	Seg.3	Seg.4	Lap Time	km/h	Local Time
1		16.376	30.813	36.169		246,6	16:02'22.715
2	2'14.284	16.044	29.447	23.967	3'23.742P	248,3	16:05'46.457
3	33.315	15.782	29.040	23.559	1'41.696	250,6	16:07'28.153
4	33.055	15.509	28.715	23.380	1'40.659	252,3	16:09'08.812
5	32.904	15.443	28.581	34.493	1'51.421P	251,7	16:11'00.233
6	6'51.226	15.805	29.211	23.615	7'59.857P	248,3	16:19'00.090
7	32.831	15.612	28.608	23.312	1'40.363	248,8	16:20'40.453

19° 84 L. CRESSON (1'40.779)							
Lap	Seg.1	Seg.2	Seg.3	Seg.4	Lap Time	km/h	Local Time
1		15.832	29.933	24.080		251,2	16:02'59.289
2	33.689	15.331	29.614	23.889	1'42.523	254,7	16:04'41.812
3	35.890	15.271	29.440	23.798	1'44.399C	255,9	16:06'26.211
4	33.373	15.374	29.295	23.650	1'41.692	254,7	16:08'07.903
5	36.637	15.624	32.219	37.413	2'01.893CP	252,3	16:10'09.796
6	8'43.109	16.259	34.739	36.237	10'10.344P	248,8	16:20'20.140
7	4'31.193	15.624	29.276	23.782	5'39.875P	253,5	16:26'00.015
8	33.382	15.412	29.058	23.359	1'41.211	254,1	16:27'41.226
9	33.296	15.360	29.211	23.174	1'41.041	253,5	16:29'22.267

12/04/2019 P = Pits In/Out - C = Lap Time Cancelled

These data/results cannot be reproduced, stored and/or transmitted in whole or in part by any manner of electronic, mechanical, photocopying, recording, broadcasting or otherwise now known or herein after developed without the previous express consent by the copyright owner, except for reproduction in daily press and regular printed publications on sale to the public within 60 days of the event related to those data/results and always provided that copyright symbol appears together as follows below.

© DORNA WSBK ORGANIZATION Srl 2019



Motul Dutch Round, 12-14 April 2019

Chronological Analysis Free Practice 2nd Session

TT Circuit Assen 4.542 m

4 / 5

10	33.223	15.378	29.094	23.304	1'40.999	255,3	16:31'03.266	6	33.643	15.699	29.598	23.510	1'42.450	246,0	16:10'28.823
11	33.299	15.328	29.068	23.553	1'41.248	254,7	16:32'44.514	7	35.776	16.417	30.607	36.668	1'59.468P	243,8	16:12'28.291
12	38.340	15.457	29.066	23.276	1'46.139	254,1	16:34'30.653	8	5'52.903	16.324	29.855	23.986	7'03.068P	243,2	16:19'31.359
13	33.012	15.378	29.056	23.333	1'40.779	254,1	16:36'11.432	9	33.463	15.783	29.150	23.421	1'41.817	245,5	16:21'13.176
14	45.013	17.106	34.124	23.657	1'59.900C	220,4	16:38'11.332	10	33.365	15.731	28.974	23.450	1'41.520	245,5	16:22'54.696
15	33.387	15.473	29.312	23.359	1'41.531	253,5	16:39'52.863	11	33.424	15.671	29.987	35.901	1'54.983P	247,7	16:24'49.679
16	33.047	15.372	29.253	23.563	1'41.235	254,7	16:41'34.098	12	4'58.307	16.322	30.324	23.903	6'08.866P	238,9	16:30'58.535
17	33.234	21.537	36.959	38.289	2'10.019P	223,1	16:43'44.117	13	33.961	15.708	29.149	23.621	1'42.439	244,9	16:32'40.974

20° 95 J. DANILO (1'41.035)

Lap	Seg.1	Seg.2	Seg.3	Seg.4	Lap Time	km/h	Local Time
1		15.985	29.428	23.881	248,3	16:01'55.611	
2	33.886	15.840	29.152	23.614	1'42.492	254,1	16:03'38.103
3	32.868	15.595	28.943	23.629	1'41.035	252,3	16:05'19.138
4	33.273	15.652	28.921	23.850	1'41.696	251,2	16:07'00.834
5	32.820	15.542	29.853	36.046	1'54.261P	252,9	16:08'55.095
6	6'28.038	21.313	34.609	38.680	8'02.640CP	211,4	16:16'57.735

21° 74 J. VAN SIKKELERUS (1'41.074)

Lap	Seg.1	Seg.2	Seg.3	Seg.4	Lap Time	km/h	Local Time
1		16.873	32.028	24.794	242,2	16:02'26.170	
2	35.717	15.945	30.239	33.194	1'55.095P	250,0	16:04'21.265
3	1'21.954	17.434	29.581	24.189	2'33.158P	194,9	16:06'54.423
4	34.169	15.731	29.337	24.042	1'43.279	250,6	16:08'37.702
5	33.555	15.601	29.219	23.898	1'42.273	250,6	16:10'19.975
6	33.693	15.716	29.618	34.369	1'53.396P	249,4	16:12'13.371
7	7'23.086	16.188	29.770	24.100	8'33.144P	246,6	16:20'46.515
8	33.913	15.723	28.985	31.759	1'50.380P	248,3	16:22'36.895
9	4'49.260	16.841	31.878	24.734	6'02.713P	240,0	16:28'39.608
10	37.552	16.528	30.324	24.186	1'48.590	240,0	16:30'28.198
11	33.944	15.672	29.211	23.703	1'42.530	247,7	16:32'10.728
12	33.503	15.569	28.940	23.518	1'41.530	248,8	16:33'52.258
13	33.419	15.700	29.111	23.652	1'41.882	246,0	16:35'34.140
14	33.732	15.628	28.921	23.578	1'41.859	247,1	16:37'15.999
15	40.118	15.675	29.075	23.616	1'48.484	246,0	16:39'04.483
16	33.350	15.715	29.628	23.997	1'42.690	250,6	16:40'47.173
17	33.269	15.553	28.777	23.475	1'41.074	247,1	16:42'28.247
18	41.788	15.617	29.103	23.775	1'50.283	250,0	16:44'18.530
19	33.338	15.659	28.987	23.564	1'41.548	252,3	16:46'00.078

22° 4 C. STANGE (1'41.358)

Lap	Seg.1	Seg.2	Seg.3	Seg.4	Lap Time	km/h	Local Time
1		16.596	30.342	24.007	238,9	16:02'20.482	
2	33.876	15.925	29.402	23.573	1'42.776	246,6	16:04'03.258
3	33.893	16.050	29.456	24.024	1'43.423	248,3	16:05'46.681
4	34.318	15.838	29.740	23.517	1'43.413	249,4	16:07'30.094
5	33.627	16.056	29.330	23.639	1'42.652	247,7	16:09'12.746
6	33.695	16.093	30.580	35.852	1'56.220P	246,6	16:11'08.966
7	14'08.225	15.851	29.413	23.504	15'16.993P	247,7	16:26'25.959
8	33.419	15.658	28.997	23.552	1'41.626	246,0	16:28'07.585
9	33.260	15.570	29.108	23.570	1'41.508	246,6	16:29'49.093
10	33.503	15.605	28.895	23.355	1'41.358	244,9	16:31'30.451
11	33.727	15.747	29.271	35.751	1'54.496P	243,8	16:33'24.947
12	3'29.804	16.157	29.501	23.534	4'38.996P	242,7	16:38'03.943
13	1'05.943	19.624	47.433	41.168	2'54.168P	209,7	16:40'58.111

23° 43 D. RUBIN (1'41.520)

Lap	Seg.1	Seg.2	Seg.3	Seg.4	Lap Time	km/h	Local Time
1		16.749	30.467	24.628	242,7	16:01'54.695	
2	34.560	15.882	29.645	23.609	1'43.696	248,8	16:03'38.391
3	34.198	15.734	29.356	23.779	1'43.067	247,1	16:05'21.458
4	33.772	15.727	29.206	23.680	1'42.385	247,1	16:07'03.843
5	33.693	15.712	29.346	23.779	1'42.530	247,1	16:08'46.373

24° 15 A. COPPOLA (1'42.040)

Lap	Seg.1	Seg.2	Seg.3	Seg.4	Lap Time	km/h	Local Time
1		16.427	30.469	24.786	243,8	16:02'26.633	
2	34.435	15.952	29.298	23.972	1'43.657	250,0	16:04'10.290
3	33.495	15.803	29.251	24.029	1'42.578	250,0	16:05'52.868
4	33.614	16.807	32.853	26.738	1'50.012	230,3	16:07'42.880
5	33.383	15.685	29.093	23.879	1'42.040	250,0	16:09'24.920
6	34.323	16.352	29.693	34.017	1'54.385P	243,2	16:11'19.305
7	11'09.359	18.500	33.115	24.990	12'25.964P	217,7	16:23'45.269
8	33.470	15.808	29.657	23.974	1'42.909	247,1	16:25'28.178
9	33.369	15.750	29.167	24.031	1'42.317	249,4	16:27'10.495
10	33.400	15.832	29.287	35.086	1'53.605P	246,0	16:29'04.100
11	5'05.452	18.274	35.948	25.090	6'24.764P	205,7	16:35'28.864
12	33.655	15.866	29.268	24.093	1'42.882	244,3	16:37'11.746
13	33.461	16.439	30.005	34.250	1'54.155P	242,2	16:39'05.901
14	1'15.153	17.090	32.845	25.575	2'30.663P	232,3	16:41'36.564
15	33.603	19.563	30.138	24.185	1'47.489	247,1	16:43'24.053
16	33.218	15.813	29.060	23.980	1'42.071	246,6	16:45'06.124

25° 24 A. DE WINTERE (1'42.403)

Lap	Seg.1	Seg.2	Seg.3	Seg.4	Lap Time	km/h	Local Time
1		16.911	30.791	25.015	242,2	16:02'36.333	
2	34.861	16.076	29.967	24.451	1'45.355	250,6	16:04'21.688
3	34.373	15.962	29.588	24.308	1'44.231	246,6	16:06'05.919
4	34.301	16.085	30.311	24.744	1'45.441	247,1	16:07'51.360
5	34.014	15.878	29.729	40.364	1'59.985P	246,6	16:09'51.345
6	4'23.942	16.122	29.787	24.090	5'33.941P	244,9	16:15'25.286
7	33.838	15.962	29.236	23.814	1'42.850	246,0	16:17'08.136
8	33.434	15.849	29.591	23.980	1'42.854	247,1	16:18'50.990
9	33.638	15.673	29.315	23.777	1'42.403	249,4	16:20'33.393
10	33.679	16.113	31.792	36.510	1'58.094P	245,5	16:22'31.487
11	5'16.937	16.301	29.729	24.152	6'27.119P	244,3	16:28'58.606
12	34.196	16.047	29.645	23.850	1'43.738	244,3	16:30'42.344
13	33.700	15.992	29.380	23.891	1'42.963	244,3	16:32'25.307
14	33.944	16.203	37.456	41.226	2'08.829P	244,3	16:34'34.136
15	2'45.052	16.419	30.236	25.170	3'56.877P	241,6	16:38'31.013
16	34.156	16.171	29.706	24.110	1'44.143	244,3	16:40'15.156
17	33.684	15.947	29.734	24.001	1'43.366	244,3	16:41'58.522
18	33.534	15.980	29.579	24.128	1'43.221	244,3	16:43'41.743
19	33.684	16.077	29.636	25.217	1'44.614	244,3	16:45'26.357

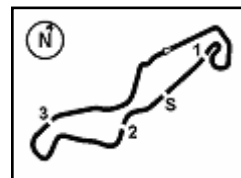
26° 6 M. HERRERA (1'43.016)

Lap	Seg.1	Seg.2	Seg.3	Seg.4	Lap Time	km/h	Local Time
1		16.321	29.864	24.495	248,8	16:02'21.187	
2	34.435	15.912	29.776	24.441	1'44.564	254,1	16:04'05.751
3	34.233	15.815	29.490	24.262	1'43.800	254,1	16:05'49.551
4	36.075	16.284	29.999	37.923	2'00.281P	249,4	16:07'49.832
5	5'59.642	17.713	34.619	25.929	7'17.903P	230,8	16:15'07.735

12/04/2019 P = Pits In/Out - C = Lap Time Cancelled

These data/results cannot be reproduced, stored and/or transmitted in whole or in part by any manner of electronic, mechanical, photocopying, recording, broadcasting or otherwise now known or herein after developed without the previous express consent by the copyright owner, except for reproduction in daily press and regular printed publications on sale to the public within 60 days of the event related to those data/results and always provided that copyright symbol appears together as follows below.

© DORNA WSBK ORGANIZATION Srl 2019



Motul Dutch Round, 12-14 April 2019

Chronological Analysis Free Practice 2nd Session

6	35.551	16.565	30.871	40.208	2'03.195P	248,3	16:17'10.930
7	4'30.332	16.603	30.182	24.787	5'41.904P	246,0	16:22'52.834
8	34.407	16.025	30.866	25.653	1'46.951	248,3	16:24'39.785
9	34.358	16.131	29.626	24.653	1'44.768	249,4	16:26'24.553
10	33.893	16.073	30.003	36.238	1'56.207P	250,0	16:28'20.760
11	5'54.694	16.117	31.599	24.615	7'07.025P	249,4	16:35'27.785
12	42.991	15.957	29.631	24.300	1'52.879	250,6	16:37'20.664
13	33.818	15.840	29.197	24.161	1'43.016	250,6	16:39'03.680
14	33.805	16.006	30.454	24.299	1'44.564	250,0	16:40'48.244
15	33.856	15.818	29.358	24.229	1'43.261	250,0	16:42'31.505
16	42.685	16.042	29.887	24.636	1'53.250	251,7	16:44'24.755
17	34.127	16.032	29.858	24.768	1'44.785	248,8	16:46'09.540

27° 48 X. NAVAND (1'43.952)							
Lap	Seg.1	Seg.2	Seg.3	Seg.4	Lap Time	km/h	Local Time
1		16.647	31.486	24.885		238,9	16:02'51.553
2	35.430	16.616	30.479	37.311	1'59.836P	238,4	16:04'51.389
3	2'14.448	21.579	37.416	1'07.815	4'21.258P	159,3	16:09'12.647
4	7'21.057	18.151	34.645	25.855	8'39.708P	233,8	16:17'52.355
5	36.408	16.751	30.547	25.034	1'48.740	237,9	16:19'41.095
6	34.982	16.381	29.830	24.400	1'45.593	237,4	16:21'26.688
7	34.598	16.630	30.320	24.218	1'45.766	238,9	16:23'12.454
8	34.338	16.105	29.842	24.145	1'44.430	242,7	16:24'56.884
9	34.475	16.086	29.688	24.023	1'44.272	239,5	16:26'41.156
10	34.259	16.048	29.652	24.936	1'44.895	238,4	16:28'26.051
11	34.248	16.021	29.597	24.496	1'44.362	237,9	16:30'10.413
12	34.212	16.009	29.623	24.108	1'43.952	240,0	16:31'54.365
13	34.092	16.033	29.759	24.146	1'44.030	238,9	16:33'38.395
14	34.384	16.241	30.316	35.910	1'56.851P	237,4	16:35'35.246
15	2'40.786	16.370	30.133	24.388	3'51.677P	234,8	16:39'26.923
16	34.457	16.141	29.656	24.146	1'44.400	236,8	16:41'11.323
17	40.108	25.634	38.807	46.403	2'30.952P	165,9	16:43'42.275

28° 67 G. MATERN (1'48.545)							
Lap	Seg.1	Seg.2	Seg.3	Seg.4	Lap Time	km/h	Local Time
1		18.812	32.745	26.842		225,0	16:02'53.687
2	37.060	17.057	31.746	26.019	1'51.882	238,9	16:04'45.569
3	36.445	17.380	31.429	26.981	1'52.235	237,4	16:06'37.804
4	36.089	17.357	32.692	26.137	1'52.275	235,8	16:08'30.079
5	35.935	16.898	30.898	26.569	1'50.300	237,9	16:10'20.379
6	36.223	17.172	31.458	37.422	2'02.275P	239,5	16:12'22.654
7	4'18.094	17.267	31.401	25.971	5'32.733P	234,8	16:17'55.387
8	35.982	16.802	30.721	25.514	1'49.019	238,4	16:19'44.406
9	35.870	16.896	30.743	25.404	1'48.913	236,3	16:21'33.319
10	35.278	16.893	30.639	29.221	1'52.031	237,4	16:23'25.350
11	35.744	16.821	30.607	25.373	1'48.545	235,8	16:25'13.895
12	35.579	17.064	30.875	35.995	1'59.513P	235,8	16:27'13.408
13	4'30.195	17.163	31.169	25.354	5'43.881P	235,8	16:32'57.289
14	35.521	17.331	30.715	25.968	1'49.535	233,3	16:34'46.824
15	35.669	17.000	30.681	25.553	1'48.903	236,3	16:36'35.727
16	42.133	17.136	30.698	35.549	2'05.516P	236,3	16:38'41.243
17	3'27.443	23.274	32.816	25.953	4'49.486P	235,3	16:43'30.729
18	36.311	17.435	31.412	39.090	2'04.248P	229,3	16:45'34.977

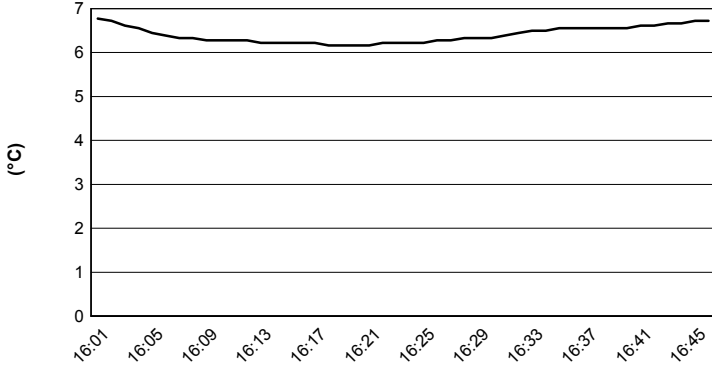
12/04/2019 P = Pits In/Out - C = Lap Time Cancelled

These data/results cannot be reproduced, stored and/or transmitted in whole or in part by any manner of electronic, mechanical, photocopying, recording, broadcasting or otherwise now known or herein after developed without the previous express consent by the copyright owner, except for reproduction in daily press and regular printed publications on sale to the public within 60 days of the event related to those data/results and always provided that copyright symbol appears together as follows below.

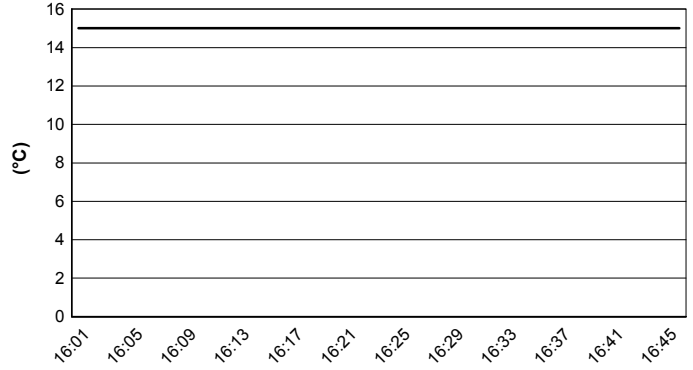
© DORNA WSBK ORGANIZATION Srl 2019

Motul Dutch Round, 12-14 April 2019
Weather Report Free Practice 2nd Session
 Session started 16:00 - Session ended 16:46

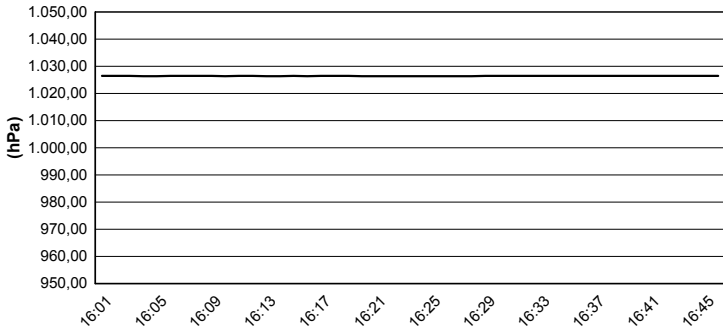
Air Temperature



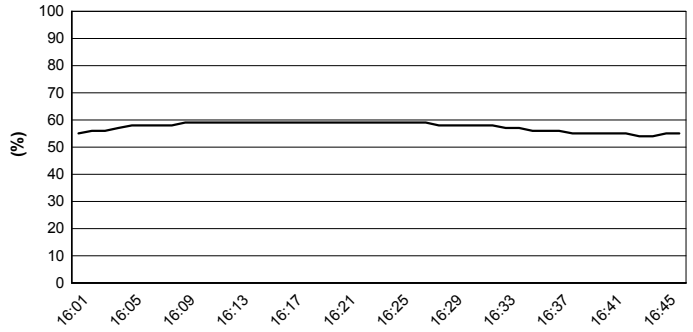
Track Temperature



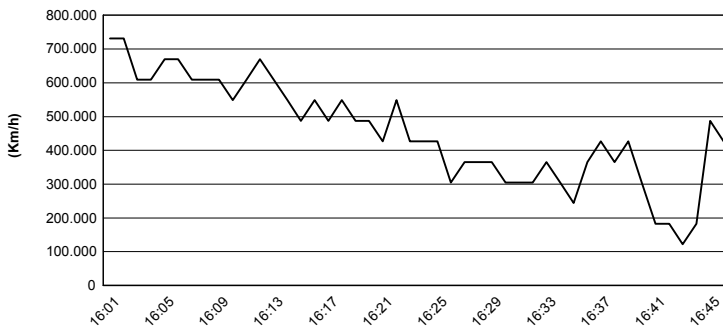
Air Pressure



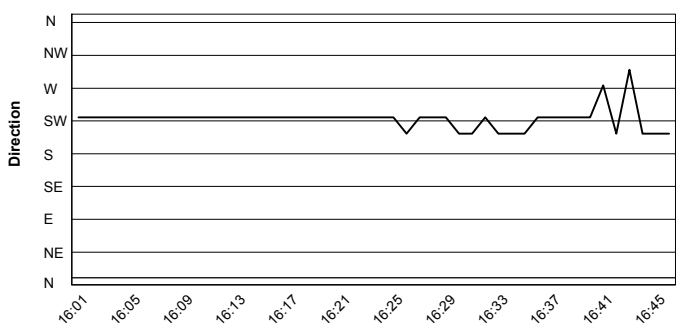
Humidity



Wind Speed



Wind Direction



12/04/2019

These data/results cannot be reproduced, stored and/or transmitted in whole or in part by any manner of electronic, mechanical, photocopying, recording, broadcasting or otherwise now known or herein after developed without the previous express consent by the copyright owner, except for reproduction in daily press and regular printed publications on sale to the public within 60 days of the event related to those data/results and always provided that copyright symbol appears together as follows below.

© DORNA WSBK ORGANIZATION Srl 2019

Motul Dutch Round, 12-14 April 2019

Best Laps & Speeds

1 / 2

No.	Rider Bike	Nat	Best Lap		FP1		FP2											
			LL	SPD	LL	SPD	LL	SPD										
1	21 R. KRUMMENACHER Yamaha YZF R6	SUI	1'38.325	24 256,5	1'38.996	17 256,5	1'38.325	7 255,9										
2	64 F. CARICASULO Yamaha YZF R6	ITA	1'38.421	41 255,9	1'39.298	20 255,9	1'38.421	21 255,3										
3	44 L. MAHIAS Kawasaki ZX-6R	FRA	1'38.542	34 253,5	1'39.554	18 252,3	1'38.542	16 253,5										
4	3 R. DE ROSA MV Agusta F3 675	ITA	1'38.698	41 257,7	1'39.107	21 257,7	1'38.698	20 253,5										
5	16 J. CLUZEL Yamaha YZF R6	FRA	1'38.735	34 255,3	1'39.863	14 253,5	1'38.735	20 255,3										
6	78 H. OKUBO Kawasaki ZX-6R	JPN	1'38.833	37 255,3	1'39.558	18 254,7	1'38.833	19 255,3										
7	32 I. VINALES Yamaha YZF R6	ESP	1'38.892	35 255,9	1'39.596	18 255,3	1'38.892	17 255,9										
8	38 H. SOOMER Honda CBR600RR	EST	1'39.330	33 250,5	1'40.316	15 250,5	1'39.330	18 250,5										
9	36 T. GRADINGER Yamaha YZF R6	AUT	1'39.614	25 257,1	1'39.614	17 257,1	1'40.045	8 255,3										
10	30 G. VAN STRAALLEN Kawasaki ZX-6R	NED	1'39.688	40 256,5	1'40.933	19 256,5	1'39.688	21 250,5										
11	86 A. BADOVINI Kawasaki ZX-6R	ITA	1'39.738	22 250,0	1'39.943	14 250,0	1'39.738	8 248,8										
12	94 C. PEROLARI Yamaha YZF R6	FRA	1'39.815	37 252,9	1'40.264	18 252,9	1'39.815	19 252,3										
13	22 F. FULIGNI MV Agusta F3 675	ITA	1'39.897	38 255,9	1'40.939	19 252,9	1'39.897	19 255,9										
14	47 R. HARTOG Kawasaki ZX-6R	NED	1'40.093	22 251,1	1'41.210	6 251,1	1'40.093	16 250,5										
15	56 P. SEBESTYEN Honda CBR600RR	HUN	1'40.120	33 251,7	1'40.985	16 251,7	1'40.120	17 251,7										
16	11 K. SMITH Kawasaki ZX-6R	GBR	1'40.143	30 254,1	1'40.143	18 254,1	1'40.363	12 252,3										
17	77 W. TESSELS Yamaha YZF R6	NED	1'40.556	34 245,4	1'40.667	17 245,4	1'40.556	17 242,7										
18	84 L. CRESSON Yamaha YZF R6	BEL	1'40.579	33 258,9	1'40.579	17 258,9	1'40.779	16 255,9										
19	10 N. CALERO Kawasaki ZX-6R	ESP	1'40.627	38 251,7	1'41.161	18 250,5	1'40.627	20 251,7										
20	95 J. DANILO Honda CBR600RR	FRA	1'41.035	22 254,1	1'41.386	17 252,9	1'41.035	5 254,1										
21	74 J. VAN SIKKELERUS Honda CBR600RR	NED	1'41.074	34 252,3	1'41.408	16 251,1	1'41.074	18 252,3										
22	4 C. STANGE Honda CBR600RR	GER	1'41.358	29 250,0	1'41.597	17 250,0	1'41.358	12 249,4										
23	43 D. RUBIN Yamaha YZF R6	GER	1'41.520	38 249,4	1'42.702	20 247,7	1'41.520	18 249,4										
24	15 A. COPPOLA Honda CBR600RR	ITA	1'42.040	31 251,7	1'42.549	16 251,7	1'42.040	15 250,0										
25	24 A. DE WINTERE Yamaha YZF R6	BEL	1'42.403	32 250,5	1'43.003	14 247,7	1'42.403	18 250,5										

12/04/2019

These data/results cannot be reproduced, stored and/or transmitted in whole or in part by any manner of electronic, mechanical, photocopying, recording, broadcasting or otherwise now known or herein after developed without the previous express consent by the copyright owner, except for reproduction in daily press and regular printed publications on sale to the public within 60 days of the event related to those data/results and always provided that copyright symbol appears together as follows below.

© DORNA WSBK ORGANIZATION Srl 2019

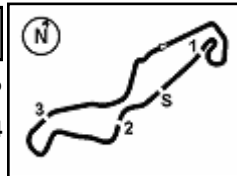
FICR PERUGIA TIMING



Official Tyre Supplier



Official Timekeeper



Motul Dutch Round, 12-14 April 2019

Best Laps & Speeds

2 / 2

No.	Rider Bike	Nat	Best Lap		FP1		FP2							
			LL	SPD	LL	SPD	LL	SPD						
26	6 M. HERRERA Yamaha YZF R6	ESP	1'43.016		1'43.079		1'43.016							
			33	256,5	17	256,5	16	254,1						
27	48 X. NAVAND Yamaha YZF R6	FRA	1'43.952		1'45.143		1'43.952							
			37	246,5	21	246,5	16	242,7						
28	67 G. MATERN Kawasaki ZX-6R	FRA	1'48.545		1'50.285		1'48.545							
			36	243,2	19	243,2	17	239,4						

12/04/2019

These data/results cannot be reproduced, stored and/or transmitted in whole or in part by any manner of electronic, mechanical, photocopying, recording, broadcasting or otherwise now known or herein after developed without the previous express consent by the copyright owner, except for reproduction in daily press and regular printed publications on sale to the public within 60 days of the event related to those data/results and always provided that copyright symbol appears together as follows below.

© DORNA WSBK ORGANIZATION Srl 2019

FKR PERUGIA TIMING


Official Tyre Supplier



Official Timekeeper