

Motul Dutch Round, 12-14 April 2019

Results Tissot Superpole

No.	Rider	Nat	Team	Bike	Class	Time	Gap	Rel.	Laps	Speed	
										Avg	Max
1	21 R. KRUMMENACHER	SUI	BARDAHL Evan Bros. WorldSSP Team	Yamaha YZF R6		1'38.010			5	166,832	255,3
2	64 F. CARICASULO	ITA	BARDAHL Evan Bros. WorldSSP Team	Yamaha YZF R6		1'38.115	0.105	0.105	7	166,653	252,9
3	3 R. DE ROSA	ITA	MV AGUSTA Reparto Corse	MV Agusta F3 675		1'38.521	0.511	0.406	6	165,967	259,6
4	38 H. SOOMER	EST	MPM WILSport Racedays	Honda CBR600RR		1'38.664	0.654	0.143	5	165,726	254,1
5	78 H. OKUBO	JPN	Kawasaki Puccetti Racing	Kawasaki ZX-6R		1'38.724	0.714	0.060	7	165,625	257,8
6	16 J. CLUZEL	FRA	GMT94 YAMAHA	Yamaha YZF R6		1'38.771	0.761	0.047	6	165,547	256,5
7	36 T. GRADINGER	AUT	Kallio Racing	Yamaha YZF R6		1'39.054	1.044	0.283	6	165,074	256,5
8	44 L. MAHIAS	FRA	Kawasaki Puccetti Racing	Kawasaki ZX-6R		1'39.264	1.254	0.210	4	164,724	252,3
9	94 C. PEROLARI	FRA	GMT94 YAMAHA	Yamaha YZF R6		1'39.295	1.285	0.031	5	164,673	250,6
10	32 I. VINALES	ESP	Kallio Racing	Yamaha YZF R6		1'39.333	1.323	0.038	5	164,610	254,7
11	86 A. BADOVINI	ITA	Team Pedercini Racing	Kawasaki ZX-6R		1'39.394	1.384	0.061	6	164,509	252,9
12	47 R. HARTOG	NED	Team Hartog - Against Cancer	Kawasaki ZX-6R		1'39.455	1.445	0.061	4	164,408	252,9
13	30 G. VAN STRAALEN	NED	EAB Racing Team	Kawasaki ZX-6R		1'39.608	1.598	0.153	8	164,155	257,1
14	95 J. DANILO	FRA	CIA Landlord Insurance Honda	Honda CBR600RR		1'39.905	1.895	0.297	5	163,667	252,9
15	22 F. FULIGNI	ITA	MV AGUSTA Reparto Corse	MV Agusta F3 675		1'39.939	1.929	0.034	6	163,612	252,9
16	11 K. SMITH	GBR	Team Pedercini Racing	Kawasaki ZX-6R	ESS	1'40.164	2.154	0.225	6	163,244	250,6
17	56 P. SEBESTYEN	HUN	CIA Landlord Insurance Honda	Honda CBR600RR		1'40.470	2.460	0.306	5	162,747	251,2
18	84 L. CRESSON	BEL	Kallio Racing	Yamaha YZF R6		1'40.545	2.535	0.075	5	162,626	258,4
19	74 J. VAN SIKKELERUS	NED	MPM WILSport Racedays	Honda CBR600RR		1'40.710	2.700	0.165	5	162,359	254,7
20	77 W. TESSELS	NED	Team SWPN	Yamaha YZF R6		1'40.752	2.742	0.042	7	162,292	243,2
21	43 D. RUBIN	GER	Rubin Racing Team	Yamaha YZF R6		1'41.117	3.107	0.365	4	161,706	246,6
22	4 C. STANGE	GER	GEMAR - Ciociaria Corse WorldSSP Team	Honda CBR600RR		1'41.281	3.271	0.164	5	161,444	247,1
23	15 A. COPPOLA	ITA	GEMAR - Ciociaria Corse WorldSSP Team	Honda CBR600RR		1'41.706	3.696	0.425	5	160,769	250,6
24	6 M. HERRERA	ESP	MS Racing	Yamaha YZF R6		1'42.124	4.114	0.418	7	160,111	252,3
25	48 X. NAVAND	FRA	DK MOTORSPORT	Yamaha YZF R6	ESS	1'42.943	4.933	0.819	7	158,837	238,9
----- Not Qualified -----											
NQ	67 G. MATERN	FRA	Flembo Leader Team	Kawasaki ZX-6R	ESS	1'45.426	7.416	2.483	4	155,096	241,1
NQ	10 N. CALERO	ESP	Orelac Racing VerdNatura	Kawasaki ZX-6R					1		242,2
NQ	24 A. DE WINTERE	BEL	Go4Racing	Yamaha YZF R6					0		246,0

Qualifying Lap Time (107% of 1'38.010): 1'44.872

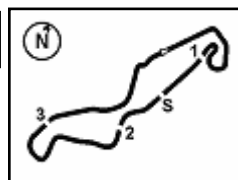
AIR	Humidity:	62%	Temp:	5°C
TRACK	Condition:	Dry	Temp:	8°C

Records	Pole (SP2)	2018	S.Cortese	1'37.799	167,190	Km/h
	Race (RC)	2018	R.Krummenacher	1'38.108	166,670	Km/h
	All Times (SP2)	2018	S.Cortese	1'37.799	167,190	Km/h

Start 13/04/2019 11:40 End 12:37 The results are provisional until the end of the time limit for protests and appeals and the completion of the technical checks.

These data/results cannot be reproduced, stored and/or transmitted in whole or in part by any manner of electronic, mechanical, photocopying, recording, broadcasting or otherwise now known or herein after developed without the previous express consent by the copyright owner, except for reproduction in daily press and regular printed publications on sale to the public within 60 days of the event related to those data/results and always provided that copyright symbol appears together as follows below.

© DORNA WSBK ORGANIZATION Srl 2019



Motul Dutch Round, 12-14 April 2019

Results Tissot Superpole

Session Highlights

Local Time	No. Rider	Description
11.40.00		Start
11.40.30		WorldSSP Pit Intervention Time: 1min 16secs
11.41.00		WorldSBK Works on bikes are allowed
11.43.20	24 A. DE WINTERE	Technical Problem - Turn 6
11.49.32	95 J. DANILO	On Asphalt - Re-Joined - Turn 1
11.54.25	44 L. MAHIAS	Technical Problem
11.54.33		RED FLAG
11.54.40	78 H. OKUBO	Crashed - Turn 14
11.54.41	3 R. DE ROSA	Crashed - Turn 14
11.54.42	94 C. PEROLARI	Crashed - Turn 14
12.22.05		DROPS of RAIN in All Sectors
12.22.13		DROPS of RAIN in All Sectors
12.25.00		Session Restart
12.28.44	67 G. MATERN	Crashed - Turn 8
12.34.06		WorldSSP300 Gr.B SP Pit Lane Will Open at 12.40 (Approx)
12.37.27		End Of Session

Fastest Laps Sequence

No.	Rider	Nat	Team	Bike	Local Time	Time	Gap	Avg
64	F. CARICASULO	ITA	BARDAHL Evan Bros. WorldSSP Team	Yamaha YZF R6	11:43'18.280	1'38.610		165,817
3	R. DE ROSA	ITA	MV AGUSTA Reparto Corse	MV Agusta F3 675	11:43'22.892	1'38.521	-0.089	165,967
21	R. KRUMMENACHER	SUI	BARDAHL Evan Bros. WorldSSP Team	Yamaha YZF R6	11:43'39.520	1'38.010	-0.511	166,832

Start 11:40 End 12:37 The results are provisional until the end of the time limit for protests and appeals and the completion of the technical checks.

These data/results cannot be reproduced, stored and/or transmitted in whole or in part by any manner of electronic, mechanical, photocopying, recording, broadcasting or otherwise now known or herein after developed without the previous express consent by the copyright owner, except for reproduction in daily press and regular printed publications on sale to the public within 60 days of the event related to those data/results and always provided that copyright symbol appears together as follows below.

© DORNA WSBK ORGANIZATION Srl 2019

Motul Dutch Round, 12-14 April 2019

Best Sectors & Speed Tissot Superpole

BEST LAP			
1	21 R. KRUMMENACHER	Yamaha YZF R6	1'38.010
2	64 F. CARICASULO	Yamaha YZF R6	1'38.115
3	3 R. DE ROSA	MV Agusta F3 675	1'38.521
4	38 H. SOOMER	Honda CBR600RR	1'38.664
5	78 H. OKUBO	Kawasaki ZX-6R	1'38.724
6	16 J. CLUZEL	Yamaha YZF R6	1'38.771
7	36 T. GRADINGER	Yamaha YZF R6	1'39.054
8	44 L. MAHIAS	Kawasaki ZX-6R	1'39.264
9	94 C. PEROLARI	Yamaha YZF R6	1'39.295
10	32 I. VINALES	Yamaha YZF R6	1'39.333
11	86 A. BADOVINI	Kawasaki ZX-6R	1'39.394
12	47 R. HARTOG	Kawasaki ZX-6R	1'39.455
13	30 G. VAN STRAALLEN	Kawasaki ZX-6R	1'39.608
14	95 J. DANILO	Honda CBR600RR	1'39.905
15	22 F. FULIGNI	MV Agusta F3 675	1'39.939
16	11 K. SMITH	Kawasaki ZX-6R	1'40.164
17	56 P. SEBESTYEN	Honda CBR600RR	1'40.470
18	84 L. CRESSON	Yamaha YZF R6	1'40.545
19	74 J. VAN SIKKELERUS	Honda CBR600RR	1'40.710
20	77 W. TESSELS	Yamaha YZF R6	1'40.752
21	43 D. RUBIN	Yamaha YZF R6	1'41.117
22	4 C. STANGE	Honda CBR600RR	1'41.281
23	15 A. COPPOLA	Honda CBR600RR	1'41.706
24	6 M. HERRERA	Yamaha YZF R6	1'42.124
25	48 X. NAVAND	Yamaha YZF R6	1'42.943
26	67 G. MATERN	Kawasaki ZX-6R	1'45.426
27	10 N. CALERO	Kawasaki ZX-6R	
28	24 A. DE WINTERE	Yamaha YZF R6	

SPEED			
1	3 R. DE ROSA	MV Agusta F3 675	259,6
2	84 L. CRESSON	Yamaha YZF R6	258,4
3	78 H. OKUBO	Kawasaki ZX-6R	257,8
4	30 G. VAN STRAALLEN	Kawasaki ZX-6R	257,1
5	16 J. CLUZEL	Yamaha YZF R6	256,5
6	36 T. GRADINGER	Yamaha YZF R6	256,5
7	21 R. KRUMMENACHER	Yamaha YZF R6	255,3
8	74 J. VAN SIKKELERUS	Honda CBR600RR	254,7
9	32 I. VINALES	Yamaha YZF R6	254,7
10	38 H. SOOMER	Honda CBR600RR	254,1
11	86 A. BADOVINI	Kawasaki ZX-6R	252,9
12	64 F. CARICASULO	Yamaha YZF R6	252,9
13	22 F. FULIGNI	MV Agusta F3 675	252,9
14	95 J. DANILO	Honda CBR600RR	252,9
15	47 R. HARTOG	Kawasaki ZX-6R	252,9
16	6 M. HERRERA	Yamaha YZF R6	252,3
17	44 L. MAHIAS	Kawasaki ZX-6R	252,3
18	56 P. SEBESTYEN	Honda CBR600RR	251,2
19	11 K. SMITH	Kawasaki ZX-6R	250,6
20	94 C. PEROLARI	Yamaha YZF R6	250,6
21	15 A. COPPOLA	Honda CBR600RR	250,6
22	4 C. STANGE	Honda CBR600RR	247,1
23	43 D. RUBIN	Yamaha YZF R6	246,6
24	24 A. DE WINTERE	Yamaha YZF R6	246,0
25	77 W. TESSELS	Yamaha YZF R6	243,2
26	10 N. CALERO	Kawasaki ZX-6R	242,2
27	67 G. MATERN	Kawasaki ZX-6R	241,1
28	48 X. NAVAND	Yamaha YZF R6	238,9

SEG. 1		
1	64 F. CARICASULO	32.045
2	21 R. KRUMMENACHER	32.085
3	38 H. SOOMER	32.108
4	3 R. DE ROSA	32.115
5	44 L. MAHIAS	32.220
6	32 I. VINALES	32.223
7	78 H. OKUBO	32.228
8	86 A. BADOVINI	32.279
9	16 J. CLUZEL	32.351
10	94 C. PEROLARI	32.372
11	95 J. DANILO	32.538
12	36 T. GRADINGER	32.545
13	30 G. VAN STRAALLEN	32.596
14	11 K. SMITH	32.617
15	47 R. HARTOG	32.667
16	22 F. FULIGNI	32.683
17	74 J. VAN SIKKELERUS	32.874
18	56 P. SEBESTYEN	32.897
19	84 L. CRESSON	32.963
20	77 W. TESSELS	33.093
21	43 D. RUBIN	33.210
22	15 A. COPPOLA	33.279
23	4 C. STANGE	33.341
24	6 M. HERRERA	33.386
25	48 X. NAVAND	33.752
26	67 G. MATERN	34.358
27	24 A. DE WINTERE	35.239
28	10 N. CALERO	36.819

SEG. 2		
1	21 R. KRUMMENACHER	14.932
2	3 R. DE ROSA	15.040
3	36 T. GRADINGER	15.055
4	38 H. SOOMER	15.076
5	44 L. MAHIAS	15.093
6	64 F. CARICASULO	15.109
7	78 H. OKUBO	15.187
8	22 F. FULIGNI	15.207
9	30 G. VAN STRAALLEN	15.208
10	84 L. CRESSON	15.208
11	16 J. CLUZEL	15.223
12	47 R. HARTOG	15.256
13	86 A. BADOVINI	15.274
14	94 C. PEROLARI	15.296
15	32 I. VINALES	15.330
16	74 J. VAN SIKKELERUS	15.383
17	11 K. SMITH	15.447
18	56 P. SEBESTYEN	15.447
19	95 J. DANILO	15.456
20	43 D. RUBIN	15.535
21	4 C. STANGE	15.555
22	77 W. TESSELS	15.573
23	15 A. COPPOLA	15.678
24	6 M. HERRERA	15.767
25	48 X. NAVAND	15.916
26	67 G. MATERN	16.191
27	24 A. DE WINTERE	16.356
28	10 N. CALERO	16.556

SEG. 3		
1	21 R. KRUMMENACHER	28.113
2	64 F. CARICASULO	28.153
3	44 L. MAHIAS	28.191
4	78 H. OKUBO	28.218
5	3 R. DE ROSA	28.230
6	16 J. CLUZEL	28.232
7	94 C. PEROLARI	28.296
8	36 T. GRADINGER	28.329
9	38 H. SOOMER	28.373
10	32 I. VINALES	28.414
11	86 A. BADOVINI	28.433
12	30 G. VAN STRAALLEN	28.464
13	47 R. HARTOG	28.500
14	11 K. SMITH	28.586
15	95 J. DANILO	28.597
16	22 F. FULIGNI	28.701
17	77 W. TESSELS	28.736
18	56 P. SEBESTYEN	28.738
19	43 D. RUBIN	28.760
20	74 J. VAN SIKKELERUS	28.805
21	4 C. STANGE	28.805
22	15 A. COPPOLA	28.852
23	84 L. CRESSON	28.878
24	6 M. HERRERA	29.048
25	48 X. NAVAND	29.190
26	67 G. MATERN	30.036
27	24 A. DE WINTERE	30.230
28	10 N. CALERO	35.689

SEG. 4		
1	21 R. KRUMMENACHER	22.610
2	3 R. DE ROSA	22.696
3	64 F. CARICASULO	22.712
4	38 H. SOOMER	22.726
5	36 T. GRADINGER	22.817
6	16 J. CLUZEL	22.839
7	78 H. OKUBO	22.913
8	30 G. VAN STRAALLEN	22.986
9	47 R. HARTOG	23.032
10	94 C. PEROLARI	23.058
11	44 L. MAHIAS	23.073
12	84 L. CRESSON	23.080
13	86 A. BADOVINI	23.099
14	32 I. VINALES	23.154
15	22 F. FULIGNI	23.155
16	56 P. SEBESTYEN	23.182
17	77 W. TESSELS	23.215
18	95 J. DANILO	23.261
19	11 K. SMITH	23.297
20	74 J. VAN SIKKELERUS	23.404
21	4 C. STANGE	23.442
22	43 D. RUBIN	23.557
23	6 M. HERRERA	23.860
24	15 A. COPPOLA	23.897
25	48 X. NAVAND	24.000
26	24 A. DE WINTERE	24.303
27	67 G. MATERN	24.841
28	10 N. CALERO	37.675

13/04/2019

These data/results cannot be reproduced, stored and/or transmitted in whole or in part by any manner of electronic, mechanical, photocopying, recording, broadcasting or otherwise now known or herein after developed without the previous express consent by the copyright owner, except for reproduction in daily press and regular printed publications on sale to the public within 60 days of the event related to those data/results and always provided that copyright symbol appears together as follows below.

© DORNA WSBK ORGANIZATION Srl 2019

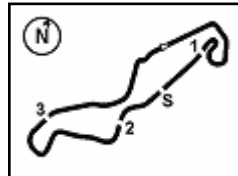
FICR PERUGIA TIMING



Official Tyre Supplier



Official Timekeeper



TT Circuit Assen 4.542 m

Motul Dutch Round, 12-14 April 2019

Ideal Times Tissot Superpole

No.	Rider	Nat	Bike	Seg. 1	Seg. 2	Seg. 3	Seg. 4	Ideal Time		
				Diff. 1	Diff. 2	Diff. 3	Diff. 4	Best Lap	Pos.	Diff.
1	21 R. KRUMMENACHER	SUI	Yamaha YZF R6	32.085 +0.161	14.932 +0.109	28.113	22.610	1'37.740 1'38.010	1	0.270
2	64 F. CARICASULO	ITA	Yamaha YZF R6	32.045	15.109	28.153 +0.096	22.712	1'38.019 1'38.115	2	0.096
3	3 R. DE ROSA	ITA	MV Agusta F3 675	32.115 +0.221	15.040 +0.109	28.230 +0.110	22.696	1'38.081 1'38.521	3	0.440
4	38 H. SOOMER	EST	Honda CBR600RR	32.108 +0.109	15.076 +0.272	28.373	22.726	1'38.283 1'38.664	4	0.381
5	78 H. OKUBO	JPN	Kawasaki ZX-6R	32.228 +0.001	15.187 +0.027	28.218 +0.110	22.913 +0.040	1'38.546 1'38.724	5	0.178
6	44 L. MAHIAS	FRA	Kawasaki ZX-6R	32.220 +0.304	15.093 +0.219	28.191 +0.164	23.073	1'38.577 1'39.264	8	0.687
7	16 J. CLUZEL	FRA	Yamaha YZF R6	32.351	15.223 +0.049	28.232 +0.077	22.839	1'38.645 1'38.771	6	0.126
8	36 T. GRADINGER	AUT	Yamaha YZF R6	32.545 +0.140	15.055 +0.168	28.329	22.817	1'38.746 1'39.054	7	0.308
9	94 C. PEROLARI	FRA	Yamaha YZF R6	32.372 +0.139	15.296 +0.123	28.296	23.058 +0.011	1'39.022 1'39.295	9	0.273
10	86 A. BADOVINI	ITA	Kawasaki ZX-6R	32.279 +0.182	15.274	28.433	23.099 +0.127	1'39.085 1'39.394	11	0.309
11	32 I. VINALES	ESP	Yamaha YZF R6	32.223 +0.075	15.330	28.414 +0.137	23.154	1'39.121 1'39.333	10	0.212
12	30 G. VAN STRAALEN	NED	Kawasaki ZX-6R	32.596 +0.142	15.208 +0.079	28.464 +0.133	22.986	1'39.254 1'39.608	13	0.354
13	47 R. HARTOG	NED	Kawasaki ZX-6R	32.667	15.256	28.500	23.032	1'39.455 1'39.455	12	
14	22 F. FULIGNI	ITA	MV Agusta F3 675	32.683	15.207	28.701 +0.193	23.155	1'39.746 1'39.939	15	0.193
15	95 J. DANILO	FRA	Honda CBR600RR	32.538	15.456 +0.018	28.597 +0.035	23.261	1'39.852 1'39.905	14	0.053
16	11 K. SMITH	GBR	Kawasaki ZX-6R	32.617	15.447	28.586	23.297 +0.217	1'39.947 1'40.164	16	0.217
17	84 L. CRESSON	BEL	Yamaha YZF R6	32.963 +0.087	15.208 +0.191	28.878 +0.138	23.080	1'40.129 1'40.545	18	0.416
18	56 P. SEBESTYEN	HUN	Honda CBR600RR	32.897 +0.105	15.447	28.738 +0.101	23.182	1'40.264 1'40.470	17	0.206
19	74 J. VAN SIKKELERUS	NED	Honda CBR600RR	32.874	15.383 +0.100	28.805 +0.144	23.404	1'40.466 1'40.710	19	0.244
20	77 W. TESSELS	NED	Yamaha YZF R6	33.093	15.573 +0.099	28.736 +0.036	23.215	1'40.617 1'40.752	20	0.135
21	43 D. RUBIN	GER	Yamaha YZF R6	33.210 +0.008	15.535	28.760	23.557 +0.047	1'41.062 1'41.117	21	0.055
22	4 C. STANGE	GER	Honda CBR600RR	33.341 +0.028	15.555	28.805	23.442 +0.110	1'41.143 1'41.281	22	0.138
23	15 A. COPPOLA	ITA	Honda CBR600RR	33.279	15.678	28.852	23.897	1'41.706 1'41.706	23	
24	6 M. HERRERA	ESP	Yamaha YZF R6	33.386	15.767	29.048	23.860 +0.063	1'42.061 1'42.124	24	0.063
25	48 X. NAVAND	FRA	Yamaha YZF R6	33.752 +0.054	15.916 +0.013	29.190 +0.018	24.000	1'42.858 1'42.943	25	0.085
26	67 G. MATERN	FRA	Kawasaki ZX-6R	34.358	16.191	30.036	24.841	1'45.426 1'45.426	26	
	10 N. CALERO	ESP	Kawasaki ZX-6R	One or more sectors missing						
	24 A. DE WINTERE	BEL	Yamaha YZF R6	One or more sectors missing						

Overall Ideal Time

32.045 14.932 28.113 22.610

1'37.700

13/04/2019

These data/results cannot be reproduced, stored and/or transmitted in whole or in part by any manner of electronic, mechanical, photocopying, recording, broadcasting or otherwise now known or herein after developed without the previous express consent by the copyright owner, except for reproduction in daily press and regular printed publications on sale to the public within 60 days of the event related to those data/results and always provided that copyright symbol appears together as follows below.

© DORNA WSBK ORGANIZATION Srl 2019

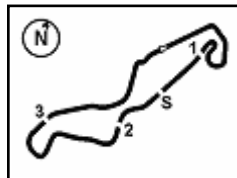
FICR PERUGIA TIMING



Official Tyre Supplier



Official Timekeeper



1° 21 R. KRUMMENACHER (1'38.010)								7° 36 T. GRADINGER (1'39.054)							
Lap	Seg.1	Seg.2	Seg.3	Seg.4	Lap Time	km/h	Local Time	Lap	Seg.1	Seg.2	Seg.3	Seg.4	Lap Time	km/h	Local Time
1		15.815	29.464	23.740		246,6	11:42'01.510	1		15.869	30.016	23.429		247,7	11:41'52.660
2	32.246	15.041	28.113	22.610	1'38.010	254,7	11:43'39.520	2	32.545	15.281	28.566	22.873	1'39.265	255,3	11:43'31.925
3	32.170	15.097	28.527	22.794	1'38.588	251,7	11:45'18.108	3	32.646	15.055	29.352	23.083	1'40.136	255,3	11:45'12.061
4	35.023	15.436	28.843	23.165	1'42.467	251,2	11:47'00.575	4	32.685	15.223	28.329	22.817	1'39.054	255,3	11:46'51.115
5	32.085	14.932	28.116	35.390	1'50.523P	255,3	11:48'51.098	5	33.183	15.484	28.979	33.150	1'50.796P	256,5	11:48'41.911
6	4'56.538	16.025	29.165	50.497	6'32.225CP	237,4	11:55'23.323	6	4'11.407	16.411	29.195	23.094	5'20.107P	238,9	11:54'02.018
								7	32.499	16.735	30.315	44.801	2'04.350CP	226,4	11:56'06.368

2° 64 F. CARICASULO (1'38.115)								8° 44 L. MAHIAS (1'39.264)							
Lap	Seg.1	Seg.2	Seg.3	Seg.4	Lap Time	km/h	Local Time	Lap	Seg.1	Seg.2	Seg.3	Seg.4	Lap Time	km/h	Local Time
1		15.511	28.644	23.633		252,9	11:41'39.670	1		15.581	28.932	23.655		247,1	11:42'50.997
2	32.243	15.151	28.159	23.057	1'38.610	252,9	11:43'18.280	2	32.479	15.280	28.546	23.277	1'39.582	247,7	11:44'30.579
3	32.816	15.359	28.927	35.077	1'52.179P	251,7	11:45'10.459	3	32.524	15.312	28.355	23.073	1'39.264	252,3	11:46'09.843
4	2'45.227	15.283	28.378	23.520	3'52.408P	250,6	11:49'02.867	4	33.616	15.692	28.878	35.153	1'53.339P	240,5	11:48'03.182
5	32.067	15.118	28.264	22.903	1'38.352	252,9	11:50'41.219	5	3'22.271	15.601	28.650	23.212	4'29.734P	249,4	11:52'32.916
6	32.045	15.109	28.249	22.712	1'38.115	252,9	11:52'19.334								
7	32.101	15.191	28.153	23.018	1'38.463	252,3	11:53'57.797								
8	32.775	17.278	31.657	1'03.907	2'25.617CP	236,8	11:56'23.414								

3° 3 R. DE ROSA (1'38.521)								9° 94 C. PEROLARI (1'39.295)							
Lap	Seg.1	Seg.2	Seg.3	Seg.4	Lap Time	km/h	Local Time	Lap	Seg.1	Seg.2	Seg.3	Seg.4	Lap Time	km/h	Local Time
1		15.827	29.411	23.774		254,7	11:41'44.371	1		15.693	28.726	23.502		244,3	11:41'40.969
2	32.336	15.149	28.340	22.696	1'38.521	259,6	11:43'22.892	2	32.555	15.334	28.576	23.217	1'39.682	247,7	11:43'20.651
3	32.118	15.040	51.608	23.972	2'02.738	253,5	11:45'25.630	3	32.614	15.360	28.472	23.058	1'39.504	248,8	11:45'00.155
4	32.283	15.115	28.584	22.697	1'38.679	254,7	11:47'04.309	4	36.265	15.583	28.826	32.727	1'53.401P	250,6	11:46'53.556
5	35.358	16.457	30.489	35.678	1'57.982P	236,3	11:49'02.291	5	3'06.671	15.699	30.186	23.423	4'15.979P	246,0	11:51'09.535
6	2'55.663	15.536	29.096	23.284	4'03.579P	251,2	11:53'05.870	6	32.511	15.419	28.296	23.069	1'39.295	249,4	11:52'48.830
7	32.115	19.295	36.534	31.674	44'16.147	225,5	12:37'22.017								

4° 38 H. SOOMER (1'38.664)								10° 32 I. VINALES (1'39.333)							
Lap	Seg.1	Seg.2	Seg.3	Seg.4	Lap Time	km/h	Local Time	Lap	Seg.1	Seg.2	Seg.3	Seg.4	Lap Time	km/h	Local Time
1		15.438	28.750	23.631		251,2	11:42'01.984	1		16.111	30.218	24.217		250,0	11:42'33.485
2	32.305	15.187	28.404	23.078	1'38.974	254,1	11:43'40.958	2	32.489	15.396	28.414	23.513	1'39.812	254,7	11:44'13.297
3	32.217	15.348	28.373	22.726	1'38.664	249,4	11:45'19.622	3	32.223	15.368	37.081	24.692	1'49.364	252,3	11:46'02.661
4	32.150	15.319	30.702	23.129	1'41.300	251,2	11:47'00.922	4	32.298	15.330	28.551	23.154	1'39.333	253,5	11:47'41.994
5	32.108	15.076	28.564	33.483	1'49.231P	252,9	11:48'50.153	5	32.350	15.348	28.501	23.319	1'39.518	251,7	11:49'21.512
6	5'02.350	15.478	29.713	45.843	6'33.384CP	248,8	11:55'23.537	6	33.316	15.489	28.779	33.710	1'51.294P	251,2	11:51'12.806

5° 78 H. OKUBO (1'38.724)								11° 86 A. BADOVINI (1'39.394)							
Lap	Seg.1	Seg.2	Seg.3	Seg.4	Lap Time	km/h	Local Time	Lap	Seg.1	Seg.2	Seg.3	Seg.4	Lap Time	km/h	Local Time
1		15.767	29.802	23.754		257,1	11:41'44.869	1		15.836	29.807	23.855		250,6	11:41'59.017
2	32.229	15.214	28.328	22.953	1'38.724	257,8	11:43'23.593	2	32.653	15.363	28.480	23.099	1'39.595	252,9	11:43'38.612
3	32.228	15.233	28.324	23.095	1'38.880	249,4	11:45'02.473	3	32.279	15.316	29.195	23.222	1'40.012	251,7	11:45'18.624
4	33.240	15.377	33.782	35.005	1'57.404P	256,5	11:46'59.877	4	43.673	16.312	29.509	23.648	1'53.142	242,7	11:47'11.766
5	3'14.800	15.419	28.680	23.038	4'21.937P	251,2	11:51'21.814	5	32.461	15.274	28.433	23.226	1'39.394	250,0	11:48'51.160
6	32.374	15.303	28.218	22.913	1'38.808	250,6	11:53'00.622	6	32.585	15.307	28.584	23.180	1'39.656	251,2	11:50'30.816
7	32.248	15.187	28.232	7'31.400	8'47.067CP	251,7	12:01'47.689	7	34.650	16.289	29.876	34.189	1'55.004P	233,8	11:52'25.820
8	25'33.636	18.880	41.175	46.136	27'19.827P	232,8	12:29'07.516								

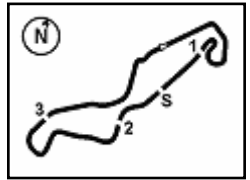
6° 16 J. CLUZEL (1'38.771)								12° 47 R. HARTOG (1'39.455)							
Lap	Seg.1	Seg.2	Seg.3	Seg.4	Lap Time	km/h	Local Time	Lap	Seg.1	Seg.2	Seg.3	Seg.4	Lap Time	km/h	Local Time
1		15.749	28.931	23.259		256,5	11:41'42.353	1		15.723	30.287	23.855		250,0	11:41'45.072
2	32.351	15.272	28.309	22.839	1'38.771	254,7	11:43'21.124	2	33.677	15.715	28.969	23.455	1'41.816	252,9	11:43'26.888
3	33.384	16.681	29.029	22.974	1'42.068	231,8	11:45'03.192	3	32.835	15.308	28.632	23.038	1'39.813	250,0	11:45'06.701
4	32.595	15.519	28.839	32.955	1'49.908P	249,4	11:46'53.100	4	32.667	15.256	28.500	23.032	1'39.455	251,2	11:46'46.156
5	3'12.334	15.653	29.065	23.130	4'20.182P	253,5	11:51'13.282	5	33.237	15.309	29.221	34.848	1'52.615P	251,2	11:48'38.771
6	32.482	15.347	28.351	23.003	1'39.183	252,9	11:52'52.465								
7	32.360	15.223	28.232	36.611	1'52.426CP	253,5	11:54'44.891								

13° 30 G. VAN STRAALLEN (1'39.608)								
Lap	Seg.1	Seg.2	Seg.3	Seg.4	Lap Time	km/h	Local Time	
1			15.891	29.384	23.785		247,1	11:41'45.980
2	32.851	15.208	28.590	23.162	1'39.811	257,1	11:43'25.791	
3	32.676	15.342	28.464	23.341	1'39.823	248,3	11:45'05.614	
4	32.738	15.287	28.597	22.986	1'39.608	249,4	11:46'45.222	
5	32.901	15.403	28.467	23.038	1'39.809	246,0	11:48'25.031	

13/04/2019 P = Pits In/Out - C = Lap Time Cancelled

These data/results cannot be reproduced, stored and/or transmitted in whole or in part by any manner of electronic, mechanical, photocopying, recording, broadcasting or otherwise now known or herein after developed without the previous express consent by the copyright owner, except for reproduction in daily press and regular printed publications on sale to the public within 60 days of the event related to those data/results and always provided that copyright symbol appears together as follows below.

© DORNA WSBK ORGANIZATION Srl 2019



TT Circuit Assen 4.542 m

Motul Dutch Round, 12-14 April 2019

Chronological Analysis Tissot Superpole

6	32.596	15.377	28.495	23.199	1'39.667	247,7	11:50'04.698
7	33.016	15.695	28.816	33.686	1'51.213P	247,1	11:51'55.911
8	35'33.193	17.601	40.167	41.102	37'12.063P	241,6	12:29'07.974
9	6'24.684	19.161	39.932	32.109	7'55.886P	233,8	12:37'03.860

14° 95 J. DANILO (1'39.905)							
Lap	Seg.1	Seg.2	Seg.3	Seg.4	Lap Time	km/h	Local Time
1		15.716	29.568	23.523	249,4	11:41'53.554	
2	32.657	15.535	28.692	23.527	1'40.411	252,9	11:43'33.965
3	32.538	15.474	28.632	23.261	1'39.905	250,0	11:45'13.870
4	32.695	15.548	33.721	23.809	1'45.773	251,7	11:46'59.643
5	32.564	15.456	28.597	23.338	1'39.955	251,2	11:48'39.598
6	35.561	16.420	29.932	35.111	1'57.024P	246,6	11:50'36.622

15° 22 F. FULIGNI (1'39.939)							
Lap	Seg.1	Seg.2	Seg.3	Seg.4	Lap Time	km/h	Local Time
1		15.826	29.914	24.762	252,9	11:41'49.994	
2	33.016	15.352	28.846	23.605	1'40.819	252,3	11:43'30.813
3	33.561	15.998	29.275	23.229	1'42.063	240,5	11:45'12.876
4	36.885	21.348	28.701	23.889	1'50.823	155,2	11:47'03.699
5	32.683	15.207	28.894	23.155	1'39.939	251,7	11:48'43.638
6	32.751	15.392	29.299	33.985	1'51.427P	250,0	11:50'35.065
7	45'11.773	19.000	35.548	29.696	46'36.017P	203,0	12:37'11.082

16° 11 K. SMITH (1'40.164)							
Lap	Seg.1	Seg.2	Seg.3	Seg.4	Lap Time	km/h	Local Time
1		16.083	29.544	23.723	248,3	11:41'43.428	
2	33.076	16.032	29.032	23.540	1'41.680	250,6	11:43'25.108
3	32.888	15.549	28.637	23.297	1'40.371	249,4	11:45'05.479
4	32.617	15.447	28.586	23.514	1'40.164	249,4	11:46'45.643
5	33.196	15.518	29.030	35.467	1'53.211P	248,8	11:48'38.854
6	5'41.140	17.454	32.077	41.699	7'12.370CP	229,3	11:55'51.224
7	31'53.811	17.729	36.306	38.547	33'26.393P	241,1	12:29'17.617

17° 56 P. SEBESTYEN (1'40.470)							
Lap	Seg.1	Seg.2	Seg.3	Seg.4	Lap Time	km/h	Local Time
1		16.235	29.853	23.971	250,0	11:41'55.610	
2	33.174	15.534	28.834	23.436	1'40.978	251,2	11:43'36.588
3	33.143	15.533	28.738	23.372	1'40.786	248,3	11:45'17.374
4	33.002	15.447	28.839	23.182	1'40.470	248,8	11:46'57.844
5	32.897	15.531	29.162	36.183	1'53.773P	248,8	11:48'51.617
6	5'29.980	16.362	31.893	42.471	7'00.706CP	248,8	11:55'52.323

18° 84 L. CRESSON (1'40.545)							
Lap	Seg.1	Seg.2	Seg.3	Seg.4	Lap Time	km/h	Local Time
1		15.701	29.376	23.254	252,3	11:41'56.564	
2	33.435	15.208	29.102	23.112	1'40.857	256,5	11:43'37.421
3	33.050	15.399	29.016	23.080	1'40.545	254,1	11:45'17.966
4	33.109	15.244	28.878	23.331	1'40.562	255,9	11:46'58.528
5	32.963	15.217	28.884	23.721	1'40.785	253,5	11:48'39.313
6	37.439	15.298	29.565	34.400	1'56.702P	258,4	11:50'36.015

19° 74 J. VAN SIKKELERUS (1'40.710)							
Lap	Seg.1	Seg.2	Seg.3	Seg.4	Lap Time	km/h	Local Time
1		15.801	29.297	23.874	251,7	11:41'46.304	
2	32.874	15.483	28.949	23.404	1'40.710	254,7	11:43'27.014
3	33.659	16.040	29.705	23.561	1'42.965	245,5	11:45'09.979
4	33.134	15.383	28.805	23.410	1'40.732	250,0	11:46'50.711
5	33.475	15.850	29.335	33.090	1'51.750P	245,5	11:48'42.461
6	5'12.756	15.541	29.669	43.515	6'41.481CP	250,0	11:55'23.942

20° 77 W. TESSELS (1'40.752)							
Lap	Seg.1	Seg.2	Seg.3	Seg.4	Lap Time	km/h	Local Time
1			16.104	29.319	23.890	240,0	11:41'59.298
2	33.525	15.655	29.097	23.531	1'41.808	243,2	11:43'41.106
3	33.093	15.672	28.772	23.215	1'40.752	240,5	11:45'21.858
4	33.195	15.649	28.736	23.330	1'40.910	240,0	11:47'02.768
5	37.120	16.412	30.472	24.367	1'48.371	236,3	11:48'51.139
6	33.222	15.573	28.741	23.243	1'40.779	241,1	11:50'31.918
7	33.153	15.591	28.805	23.448	1'40.997	237,9	11:52'12.915
8	33.870	15.847	29.223	34.756	1'53.696P	237,4	11:54'06.611

21° 43 D. RUBIN (1'41.117)							
Lap	Seg.1	Seg.2	Seg.3	Seg.4	Lap Time	km/h	Local Time
1			16.279	29.721	23.882	243,2	11:41'48.768
2	33.543	15.771	28.919	23.557	1'41.790	246,6	11:43'30.558
3	33.309	15.730	29.309	23.659	1'42.007	243,8	11:45'12.565
4	33.218	15.535	28.760	23.604	1'41.117	246,0	11:46'53.682
5	33.210	15.731	30.490	34.853	1'54.284P	242,7	11:48'47.966

22° 4 C. STANGE (1'41.281)							
Lap	Seg.1	Seg.2	Seg.3	Seg.4	Lap Time	km/h	Local Time
1			16.060	29.731	23.967	241,1	11:42'31.155
2	33.636	16.384	32.413	23.918	1'46.351	244,3	11:44'17.506
3	33.712	15.689	29.064	23.442	1'41.907	242,7	11:45'59.413
4	33.383	15.644	29.217	23.675	1'41.919	246,0	11:47'41.332
5	33.369	15.555	28.805	23.552	1'41.281	247,1	11:49'22.613
6	33.341	15.681	29.141	34.890	1'53.053P	246,6	11:51'15.666

23° 15 A. COPPOLA (1'41.706)							
Lap	Seg.1	Seg.2	Seg.3	Seg.4	Lap Time	km/h	Local Time
1			16.615	34.058	37.867	243,8	11:42'28.027
2	35.436	16.284	29.742	24.738	1'46.200	242,2	11:44'14.227
3	33.401	15.877	29.214	24.112	1'42.604	246,6	11:45'56.831
4	35.167	15.931	29.941	24.124	1'45.163	244,9	11:47'41.994
5	33.279	15.678	28.852	23.897	1'41.706	250,6	11:49'23.700
6	33.431	15.746	29.278	34.185	1'52.640P	248,8	11:51'16.340

24° 6 M. HERRERA (1'42.124)							
Lap	Seg.1	Seg.2	Seg.3	Seg.4	Lap Time	km/h	Local Time
1			16.111	30.158	24.581	252,3	11:41'56.348
2	34.811	15.877	29.173	23.860	1'43.721	252,3	11:43'40.069
3	37.079	15.981	29.669	24.074	1'46.803	250,0	11:45'26.872
4	33.386	15.767	29.048	23.923	1'42.124	251,2	11:47'08.996
5	33.820	15.967	29.394	23.957	1'43.138	250,0	11:48'52.134
6	34.491	16.308	29.998	38.031	1'58.828P	248,8	11:50'50.962
7	2'17.549	16.115	29.609	27.353	3'30.626P	250,6	11:54'21.588
8	35.176	16.329	31.206	45.444	2'08.155CP	250,6	11:56'29.743

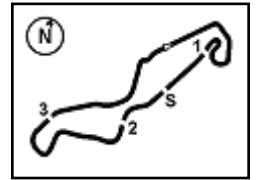
25° 48 X. NAVAND (1'42.943)							
Lap	Seg.1	Seg.2	Seg.3	Seg.4	Lap Time	km/h	Local Time
1			16.703	30.031	24.475	235,8	11:42'53.876
2	34.028	16.008	29.534	24.246	1'43.816	237,9	11:44'37.692
3	33.879	16.036	29.225	24.143	1'43.283	237,9	11:46'20.975
4	33.905	15.916	29.374	24.234	1'43.429	237,9	11:48'04.404
5	33.793	15.960	29.359	24.161	1'43.273	237,9	11:49'47.677
6	33.910	15.940	29.190	24.046	1'43.086	237,9	11:51'30.763
7	33.806	15.929	29.208	24.000	1'42.943	238,4	11:53'13.706
8	33.752	15.950	29.333	51.224	2'10.259CP	238,9	11:55'23.965

26° 67 G. MATERN (1'45.426)							
Lap	Seg.1	Seg.2	Seg.3	Seg.4	Lap Time	km/h	Local Time
1			16.825	31.363	25.471	236,8	11:45'56.017

13/04/2019 P = Pits In/Out - C = Lap Time Cancelled

These data/results cannot be reproduced, stored and/or transmitted in whole or in part by any manner of electronic, mechanical, photocopying, recording, broadcasting or otherwise now known or herein after developed without the previous express consent by the copyright owner, except for reproduction in daily press and regular printed publications on sale to the public within 60 days of the event related to those data/results and always provided that copyright symbol appears together as follows below.

© DORNA WSBK ORGANIZATION Srl 2019



TT Circuit Assen 4.542 m

Motul Dutch Round, 12-14 April 2019

Chronological Analysis Tissot Superpole

2	34.861	16.485	31.507	24.928	1'47.781	238,9	11:47'43.798
3	34.358	16.191	30.036	24.841	1'45.426	241,1	11:49'29.224
4	37.266	16.762	30.790	34.670	1'59.488P	240,5	11:51'28.712
5	3'21.923	19.323	34.147	44.131	4'59.524CP	192,5	11:56'28.236

27°		24 A. DE WINTERE					
Lap	Seg.1	Seg.2	Seg.3	Seg.4	Lap Time	km/h	Local Time
1		16.356	30.230	24.303		246,0	11:41'55.842

28°		10 N. CALERO					
Lap	Seg.1	Seg.2	Seg.3	Seg.4	Lap Time	km/h	Local Time
1		16.556	35.689	37.675		242,2	11:42'27.189
2	36.819	17.343	37.161	52.558	2'23.881P	223,6	11:44'51.070

13/04/2019 P = Pits In/Out - C = Lap Time Cancelled

These data/results cannot be reproduced, stored and/or transmitted in whole or in part by any manner of electronic, mechanical, photocopying, recording, broadcasting or otherwise now known or herein after developed without the previous express consent by the copyright owner, except for reproduction in daily press and regular printed publications on sale to the public within 60 days of the event related to those data/results and always provided that copyright symbol appears together as follows below.

© DORNA WSBK ORGANIZATION Srl 2019

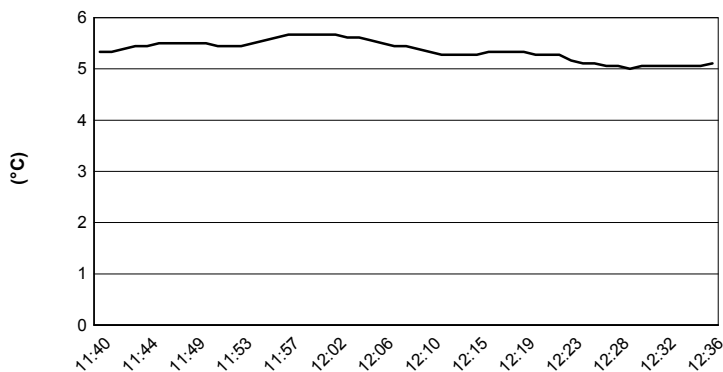


Motul Dutch Round, 12-14 April 2019

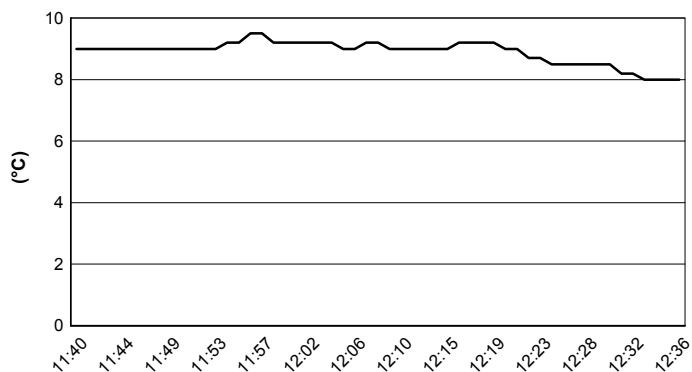
Weather Report Tissot Superpole

Session started 11:40 - Session ended 12:37

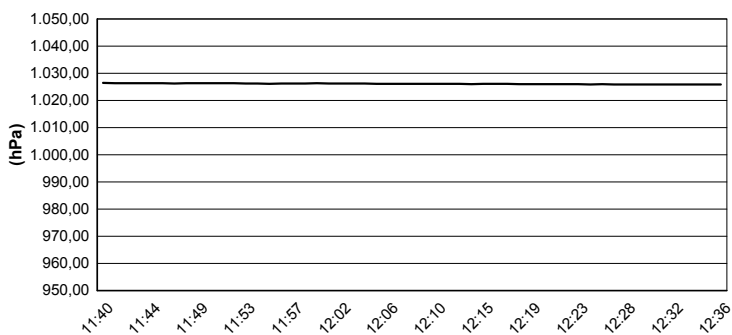
Air Temperature



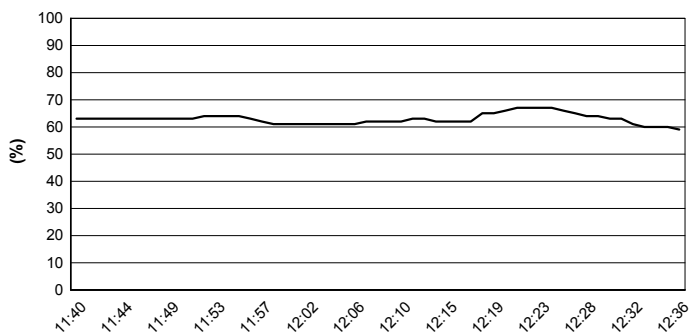
Track Temperature



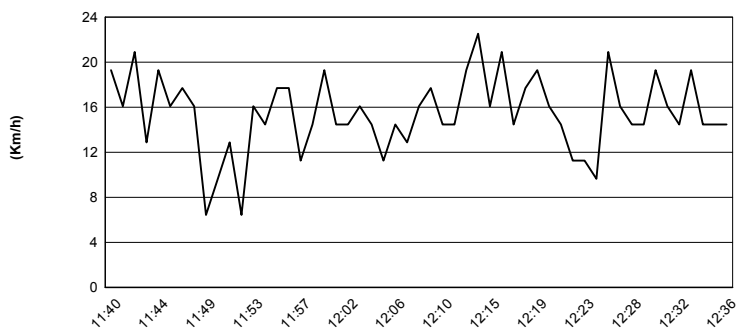
Air Pressure



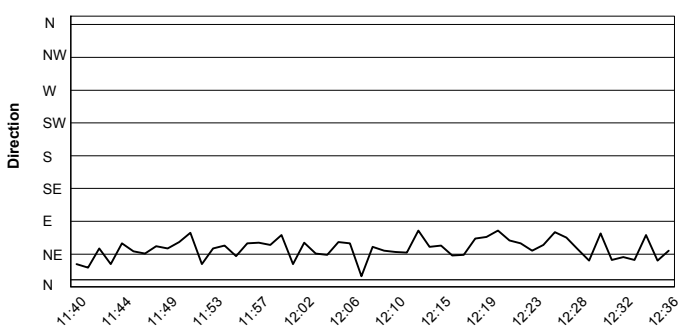
Humidity



Wind Speed



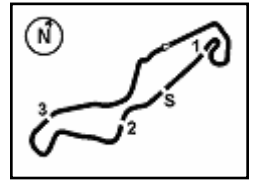
Wind Direction



13/04/2019

These data/results cannot be reproduced, stored and/or transmitted in whole or in part by any manner of electronic, mechanical, photocopying, recording, broadcasting or otherwise now known or herein after developed without the previous express consent by the copyright owner, except for reproduction in daily press and regular printed publications on sale to the public within 60 days of the event related to those data/results and always provided that copyright symbol appears together as follows below.

© DORNA WSBK ORGANIZATION Srl 2019



TT Circuit Assen 4.542 m

Motul Dutch Round, 12-14 April 2019

Provisional Starting Grid

18 Laps x 4,542 km = 81,756 km

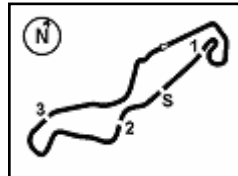
1	21 KRUMMENACHER R. Yamaha 1'38.010	2	64 CARICASULO F. Yamaha 1'38.115	3	3 DE ROSA R. MV Agusta 1'38.521
2	4 SOOMER H. Honda 1'38.664	5	78 OKUBO H. Kawasaki 1'38.724	6	16 CLUZEL J. Yamaha 1'38.771
3	36 GRADINGER T. Yamaha 1'39.054	8	44 MAHIAS L. Kawasaki 1'39.264	9	94 PEROLARI C. Yamaha 1'39.295
4	32 VINALES I. Yamaha 1'39.333	11	86 BADOVINI A. Kawasaki 1'39.394	12	47 HARTOG R. Kawasaki 1'39.455
5	30 VAN STRAALEN G. Kawasaki 1'39.608	14	95 DANILO J. Honda 1'39.905	15	22 FULIGNI F. MV Agusta 1'39.939
6	11 SMITH K. Kawasaki 1'40.164	17	56 SEBESTYEN P. Honda 1'40.470	18	84 CRESSON L. Yamaha 1'40.545
7	74 VAN SIKKELERUS J. Honda 1'40.710	20	77 TESSELS W. Yamaha 1'40.752	21	43 RUBIN D. Yamaha 1'41.117
8	4 STANGE C. Honda 1'41.281	23	15 COPPOLA A. Honda 1'41.706	24	6 HERRERA M. Yamaha 1'42.124
9	48 NAVAND X. Yamaha 1'42.943	26	10 CALERO N. Kawasaki	27	24 DE WINTERE A. Yamaha

N.10 (Calero N.) and N.24 (De Wintere A.) are allowed to start the race according to Art. 1.15.6 (FP)

13/04/2019 The Race Director

These data/results cannot be reproduced, stored and/or transmitted in whole or in part by any manner of electronic, mechanical, photocopying, recording, broadcasting or otherwise now known or herein after developed without the previous express consent by the copyright owner, except for reproduction in daily press and regular printed publications on sale to the public within 60 days of the event related to those data/results and always provided that copyright symbol appears together as follows below.

© DORNA WSBK ORGANIZATION Srl 2019



Motul Dutch Round, 12-14 April 2019

Superpole Ranking

TT Circuit Assen 4.542 m

	2016	2017	2018	2019
01 Phillip Island Grand Prix Circuit	Sofuoglu (Tur) Kaw 1'33.142 (171,8 Km/h)	Jacobsen (Usa) MvA 1'33.128 (171,8 Km/h)	Mahias (Fra) Yam 1'33.160 (171,8 Km/h)	Caricasulo (Ita) Yam 1'32.604 (172,8 Km/h)
02 Chang International Circuit	Cluzel (Fra) MvA 1'38.383 (166,6 Km/h)	Cluzel (Fra) Hon 1'37.683 (167,8 Km/h)	Mahias (Fra) Yam 1'36.738 (169,5 Km/h)	Cluzel (Fra) Yam 1'36.826 (169,3 Km/h)
03 Motorland Aragon	Sofuoglu (Tur) Kaw 1'54.000 (160,3 Km/h)	Jacobsen (Usa) MvA 1'54.948 (159,0 Km/h)	Cortese (Ger) Yam 1'53.567 (160,9 Km/h)	Gradinger (Aut) Yam 1'53.972 (160,4 Km/h)
04 TT Circuit Assen	Krummenacher (Sui) Kaw 1'39.300 (164,7 Km/h)	Sofuoglu (Tur) Kaw 1'37.805 (167,2 Km/h)	Cortese (Ger) Yam 1'37.799 (167,2 Km/h)	Krummenacher (Sui) Yam 1'38.010 (166,8 Km/h)
05 Autodromo Internazionale Enzo e Dino	Cluzel (Fra) MvA 1'51.132 (159,8 Km/h)	Jacobsen (Usa) MvA 1'51.611 (159,1 Km/h)	Mahias (Fra) Yam 1'53.042 (157,1 Km/h)	
06 Circuito de Jerez Ángel Nieto	Sofuoglu (Tur) Kaw 1'42.969 (154,6 Km/h)	Caricasulo (Ita) Yam 1'43.285 (154,2 Km/h)		
07 Misano World Circuit "Marco Simoncelli"	Caricasulo (Ita) Hon 1'38.097 (149,0 Km/h)	Sofuoglu (Tur) Kaw 1'38.672 (148,1 Km/h)	Caricasulo (Ita) Yam 1'37.694 (149,6 Km/h)	
08 Donington Park	Sofuoglu (Tur) Kaw 1'30.298 (160,3 Km/h)	Sofuoglu (Tur) Kaw 1'30.904 (159,2 Km/h)	Cluzel (Fra) Yam 1'30.270 (160,3 Km/h)	
09 Autódromo Internacional do Algarve		Sofuoglu (Tur) Kaw 1'45.541 (156,6 Km/h)	Mahias (Fra) Yam 1'44.588 (158,1 Km/h)	
10 Circuit de Nevers Magny-Cours	Sofuoglu (Tur) Kaw 1'55.461 (137,5 Km/h)	Tuuli (Fin) Yam 1'43.833 (152,9 Km/h)	Caricasulo (Ita) Yam 1'40.416 (158,1 Km/h)	
11 Circuit San Juan Villicum			Mahias (Fra) Yam 1'43.026 (139,8 Km/h)	
12 Losail International Circuit	Stapleford (Gbr) Tri 2'01.621 (159,2 Km/h)	Mahias (Fra) Yam 2'00.738 (160,4 Km/h)	Mahias (Fra) Yam 2'00.461 (160,8 Km/h)	

2019

- 1 T. Gradinger
- 1 F. Caricasulo
- 1 **R. Krummenacher**
- 1 J. Cluzel

ALL TIMES

- | | | |
|-------------------|-------------------------|-------------------|
| 34 K. Sofuoglu | 3 I. MacPherson | 1 C. Kellner |
| 22 S. Charpentier | 3 A. Pitt | 1 B. MacLeod |
| 21 J. Cluzel | 3 K. Curtain | 1 J. Vd Goorbergh |
| 17 B. Parkes | 3 D. Salom | 1 S. Sanna |
| 15 K. Muggeridge | 3 S. Cortese | 1 M. Fabrizio |
| 14 F. Foret | 2 P. Bontempi | 1 C. Jones |
| 14 S. Lowes | 2 V. Guareschi | 1 S. Morais |
| 10 C. Crutchlow | 2 J. Teuchert | 1 K. Coghlan |
| 7 L. Mahias | 2 M. Lagrive | 1 C. Davies |
| 6 S. Chambon | 2 L. Scassa | 1 F. Marino |
| 6 E. Laverty | 2 J. Lascorz | 1 L. Stapleford |
| 5 P. Casoli | 2 M. Pirro | 1 N. Tuuli |
| 5 K. Fujiwara | 2 M. van der Mark | 1 T. Gradinger |
| 5 C. Vermeulen | 2 R. Krummenache | |
| 5 P. Jacobsen | 1 J. Whitham | |
| 5 F. Caricasulo | 1 M. Meregalli | |
| 3 R. Xaus | 1 P. Riba | |

13/04/2019

These data/results cannot be reproduced, stored and/or transmitted in whole or in part by any manner of electronic, mechanical, photocopying, recording, broadcasting or otherwise now known or herein after developed without the previous express consent by the copyright owner, except for reproduction in daily press and regular printed publications on sale to the public within 60 days of the event related to those data/results and always provided that copyright symbol appears together as follows below.

© DORNA WSBK ORGANIZATION Srl 2019

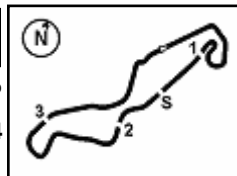
FICR PERUGIA TIMING



Official Tyre Supplier



Official Timekeeper



Motul Dutch Round, 12-14 April 2019

Tissot Superpole Award

TT Circuit Assen 4.542 m

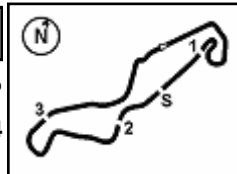
	Points	Points From First	Points From Previous	February 24 PHILLIP ISLAND	March 17 BURIRAM	April 7 ARAGON	April 14 ASSEN	May 12 IMOLA	June 9 JEREZ	June 23 MISANO	July 7 DONINGTON PARK	September 8 PORTIMAO	September 24 MAGNY COURS	October 13 VILLICUM	October 26 LOSAIL						
1 KRUMMENACHER Randy (SUI)	37			9	9	7	12														
2 CARICASULO Federico (ITA)	37	0		12	7	9	9														
3 CLUZEL Jules (FRA)	29	8	8	7	12	6	4														
4 GRADINGER Thomas (AUT)	22	15	7	4	3	12	3														
5 DE ROSA Raffaele (ITA)	22	15	0	6	5	4	7														
6 OKUBO Hikari (JPN)	14	23	8	2	6	1	5														
7 VINALES Isaac (ESP)	9	28	5		4	5															
8 MAHIAS Lucas (FRA)	7	30	2	1	1	3	2														
9 SOOMER Hannes (EST)	6	31	1				6														
10 FULIGNI Federico (ITA)	5	32	1	5																	
11 BARBERA Hector (ESP)	5	32	0	3	2																
12 PEROLARI Corentin (FRA)	3	34	2			2	1														

13/04/2019 Odd points columns: Tissot Superpole Even points columns: Tissot Superpole Race

These data/results cannot be reproduced, stored and/or transmitted in whole or in part by any manner of electronic, mechanical, photocopying, recording, broadcasting or otherwise now known or herein after developed without the previous express consent by the copyright owner, except for reproduction in daily press and regular printed publications on sale to the public within 60 days of the event related to those data/results and always provided that copyright symbol appears together as follows below.

© DORNA WSBK ORGANIZATION Srl 2019





Motul Dutch Round, 12-14 April 2019

Best Laps & Speeds

No.	Rider Bike	Nat	Best Lap		FP1		FP2		FP3		SP	
			LL	SPD	LL	SPD	LL	SPD	LL	SPD	LL	SPD
1	21 R. KRUMMENACHER Yamaha YZF R6	SUI	1'38.010	256,5	1'38.996	256,5	1'38.325	255,9	1'38.772	254,1	1'38.010	255,3
2	64 F. CARICASULO Yamaha YZF R6	ITA	1'38.115	258,3	1'39.298	255,9	1'38.421	255,3	1'38.814	258,3	1'38.115	252,9
3	36 T. GRADINGER Yamaha YZF R6	AUT	1'38.448	258,3	1'39.614	257,1	1'40.045	255,3	1'38.448	258,3	1'39.054	256,5
4	3 R. DE ROSA MV Agusta F3 675	ITA	1'38.521	259,6	1'39.107	257,7	1'38.698	253,5	1'39.242	257,1	1'38.521	259,6
5	44 L. MAHIAS Kawasaki ZX-6R	FRA	1'38.542	254,7	1'39.554	252,3	1'38.542	253,5	1'39.109	254,7	1'39.264	252,3
6	38 H. SOOMER Honda CBR600RR	EST	1'38.664	254,1	1'40.316	250,5	1'39.330	250,5	1'39.134	254,1	1'38.664	254,1
7	78 H. OKUBO Kawasaki ZX-6R	JPN	1'38.724	258,9	1'39.558	254,7	1'38.833	255,3	1'39.032	258,9	1'38.724	257,7
8	16 J. CLUZEL Yamaha YZF R6	FRA	1'38.735	257,1	1'39.863	253,5	1'38.735	255,3	1'39.096	257,1	1'38.771	256,5
9	32 I. VINALES Yamaha YZF R6	ESP	1'38.892	255,9	1'39.596	255,3	1'38.892	255,9	1'39.159	255,3	1'39.333	254,7
10	94 C. PEROLARI Yamaha YZF R6	FRA	1'38.924	254,1	1'40.264	252,9	1'39.815	252,3	1'38.924	254,1	1'39.295	250,5
11	86 A. BADOVINI Kawasaki ZX-6R	ITA	1'39.394	254,7	1'39.943	250,0	1'39.738	248,8	1'39.521	254,7	1'39.394	252,9
12	47 R. HARTOG Kawasaki ZX-6R	NED	1'39.455	252,9	1'41.210	251,1	1'40.093	250,5	1'40.513	250,0	1'39.455	252,9
13	30 G. VAN STRAALLEN Kawasaki ZX-6R	NED	1'39.608	257,1	1'40.933	256,5	1'39.688	250,5	1'39.696	252,3	1'39.608	257,1
14	22 F. FULIGNI MV Agusta F3 675	ITA	1'39.749	257,1	1'40.939	252,9	1'39.897	255,9	1'39.749	257,1	1'39.939	252,9
15	95 J. DANILO Honda CBR600RR	FRA	1'39.905	254,7	1'41.386	252,9	1'41.035	254,1	1'40.193	254,7	1'39.905	252,9
16	56 P. SEBESTYEN Honda CBR600RR	HUN	1'40.120	255,9	1'40.985	251,7	1'40.120	251,7	1'40.406	255,9	1'40.470	251,1
17	11 K. SMITH Kawasaki ZX-6R	GBR	1'40.143	255,3	1'40.143	254,1	1'40.363	252,3	1'40.443	255,3	1'40.164	250,5
18	84 L. CRESSON Yamaha YZF R6	BEL	1'40.215	258,9	1'40.579	258,9	1'40.779	255,9	1'40.215	258,9	1'40.545	258,3
19	74 J. VAN SIKKELERUS Honda CBR600RR	NED	1'40.220	254,7	1'41.408	251,1	1'41.074	252,3	1'40.220	254,7	1'40.710	254,7
20	77 W. TESSELS Yamaha YZF R6	NED	1'40.556	245,4	1'40.667	245,4	1'40.556	242,7	1'40.853	245,4	1'40.752	243,2
21	10 N. CALERO Kawasaki ZX-6R	ESP	1'40.627	251,7	1'41.161	250,5	1'40.627	251,7	1'41.168	250,5		
22	43 D. RUBIN Yamaha YZF R6	GER	1'41.117	249,4	1'42.702	247,7	1'41.520	249,4	1'41.980	248,8	1'41.117	246,5
23	4 C. STANGE Honda CBR600RR	GER	1'41.281	250,0	1'41.597	250,0	1'41.358	249,4	1'41.669	249,4	1'41.281	247,1
24	15 A. COPPOLA Honda CBR600RR	ITA	1'41.706	251,7	1'42.549	251,7	1'42.040	250,0	1'42.033	251,7	1'41.706	250,5
25	6 M. HERRERA Yamaha YZF R6	ESP	1'42.124	256,5	1'43.079	256,5	1'43.016	254,1	1'44.365	252,3	1'42.124	252,3

13/04/2019

These data/results cannot be reproduced, stored and/or transmitted in whole or in part by any manner of electronic, mechanical, photocopying, recording, broadcasting or otherwise now known or herein after developed without the previous express consent by the copyright owner, except for reproduction in daily press and regular printed publications on sale to the public within 60 days of the event related to those data/results and always provided that copyright symbol appears together as follows below.

© DORNA WSBK ORGANIZATION Srl 2019

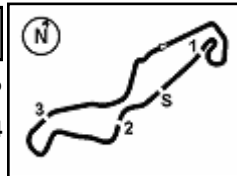
FICR PERUGIA TIMING



Official Tyre Supplier



Official Timekeeper



TT Circuit Assen 4.542 m

Motul Dutch Round, 12-14 April 2019

Best Laps & Speeds

2 / 2

No.	Rider Bike	Nat	Best Lap		FP1		FP2		FP3		SP						
			LL	SPD	LL	SPD	LL	SPD	LL	SPD	LL	SPD					
26	24 A. DE WINTERE Yamaha YZF R6	BEL	1'42.140 37	251,7	1'43.003 14	247,7	1'42.403 18	250,5	1'42.140 5	251,7							
27	48 X. NAVAND Yamaha YZF R6	FRA	1'42.943 54	246,5	1'45.143 21	246,5	1'43.952 16	242,7	1'43.152 10	242,1	1'42.943 7	238,9					
28	67 G. MATERN Kawasaki ZX-6R	FRA	1'45.426 48	243,2	1'50.285 19	243,2	1'48.545 17	239,4	1'46.568 8	242,1	1'45.426 4	241,0					

13/04/2019

These data/results cannot be reproduced, stored and/or transmitted in whole or in part by any manner of electronic, mechanical, photocopying, recording, broadcasting or otherwise now known or herein after developed without the previous express consent by the copyright owner, except for reproduction in daily press and regular printed publications on sale to the public within 60 days of the event related to those data/results and always provided that copyright symbol appears together as follows below.

© DORNA WSBK ORGANIZATION Srl 2019

FKR PERUGIA TIMING



Official Tyre Supplier



Official Timekeeper