

Motul Dutch Round, 12-14 April 2019

Chronological Analysis Race

Start at 15:15'46.005

1 / 4

1° 18 M. GONZALEZ (1'50.761)							
Lap	Seg.1	Seg.2	Seg.3	Seg.4	Lap Time	km/h	Local Time
1		18.301	30.524	27.064	1'56.853	187,5	15:17'42.858
2	36.349	18.084	30.597	27.259	1'52.289	188,8	15:19'35.147
3	36.598	18.043	30.582	26.178	1'51.401	191,5	15:21'26.548
4	36.300	19.229	31.546	26.630	1'53.705	190,8	15:23'20.253
5	36.215	18.047	30.971	26.621	1'51.854	191,2	15:25'12.107
6	36.515	17.804	30.399	26.210	1'50.928	196,7	15:27'03.035
7	36.321	17.875	30.607	26.322	1'51.125	194,9	15:28'54.160
8	35.998	17.769	30.663	26.331	1'50.761	194,9	15:30'44.921
9	36.174	18.109	30.700	26.796	1'51.779	191,2	15:32'36.700
10	36.023	18.011	30.881	26.277	1'51.192	194,6	15:34'27.892
11	36.671	17.964	30.598	26.313	1'51.546	192,9	15:36'19.438
12	36.338	17.944	30.599	25.909	1'50.790	192,5	15:38'10.228
Race Time 22'24.223							
6° 28 O. BONOLI (1'50.337)							
Lap	Seg.1	Seg.2	Seg.3	Seg.4	Lap Time	km/h	Local Time
1		18.039	30.536	26.777	1'57.191	191,5	15:17'43.196
2	36.677	18.096	30.488	26.367	1'51.628	190,5	15:19'34.824
3	36.372	18.278	30.618	27.156	1'52.424	184,6	15:21'27.248
4	36.192	17.932	31.020	26.836	1'51.980	192,5	15:23'19.228
5	36.438	17.957	30.602	27.365	1'52.362	191,2	15:25'11.590
6	36.450	17.708	30.461	26.638	1'51.257	193,2	15:27'02.847
7	36.207	17.871	30.342	26.469	1'50.889	188,8	15:28'53.736
8	36.124	17.962	30.521	26.671	1'51.278	192,9	15:30'45.014
9	36.591	17.778	30.580	26.979	1'51.928	193,5	15:32'36.942
10	35.908	17.994	30.564	27.357	1'51.823	192,5	15:34'28.765
11	36.935	18.000	30.400	26.291	1'51.626	194,9	15:36'20.391
12	36.742	17.533	30.096	25.966	1'50.337	196,7	15:38'10.728
Race Time 22'24.723							
7° 88 B. IERACI (1'50.411)							
Lap	Seg.1	Seg.2	Seg.3	Seg.4	Lap Time	km/h	Local Time
1		17.986	31.148	25.986	1'59.667	196,4	15:17'45.672
2	36.132	17.888	30.431	25.960	1'50.411	193,2	15:19'36.083
3	36.524	17.867	30.449	26.179	1'51.019	193,9	15:21'27.102
4	35.932	18.272	30.842	26.704	1'51.750	191,8	15:23'18.852
5	36.695	17.837	30.654	26.534	1'51.720	192,2	15:25'10.572
6	36.010	18.185	30.552	26.702	1'51.449	185,2	15:27'02.021
7	35.715	18.242	30.633	26.582	1'51.172	184,0	15:28'53.193
8	36.048	18.187	30.652	26.815	1'51.702	184,9	15:30'44.895
9	36.023	18.222	30.723	26.642	1'51.610	185,6	15:32'36.505
10	35.815	18.208	30.815	26.728	1'51.566	185,2	15:34'28.071
11	35.785	18.152	30.606	26.396	1'50.939	185,2	15:36'19.010
12	35.997	18.295	30.603	26.911	1'51.806	184,0	15:38'10.816
Race Time 22'24.811							
8° 1 A. CARRASCO (1'50.811)							
Lap	Seg.1	Seg.2	Seg.3	Seg.4	Lap Time	km/h	Local Time
1		18.075	30.512	26.230	1'57.535	188,2	15:17'43.540
2	36.568	18.030	30.556	26.747	1'51.901	191,8	15:19'35.441
3	36.852	17.788	30.398	27.245	1'52.283	196,0	15:21'27.724
4	36.357	17.915	30.956	26.829	1'52.057	195,7	15:23'19.781
5	36.489	17.933	30.470	26.303	1'51.195	194,9	15:25'10.976
6	36.356	17.879	30.345	26.559	1'51.139	194,2	15:27'02.115
7	36.181	17.931	30.446	27.648	1'52.206	191,2	15:28'54.321
8	36.296	17.721	30.386	26.871	1'51.274	194,2	15:30'45.595
9	37.126	17.733	30.585	26.753	1'52.197	194,9	15:32'37.792
10	35.836	17.733	30.513	26.729	1'50.811	196,4	15:34'28.603
11	36.663	17.712	30.240	26.348	1'50.963	192,9	15:36'19.566
12	36.032	17.819	30.478	27.113	1'51.442	190,1	15:38'11.008
Race Time 22'25.003							
9° 25 A. VERDOÍA (1'50.749)							
Lap	Seg.1	Seg.2	Seg.3	Seg.4	Lap Time	km/h	Local Time
1		17.940	31.504	26.595	2'00.030	193,9	15:17'46.035
2	36.811	17.766	31.106	26.069	1'51.752	193,2	15:19'37.787
3° 41 J. JAHNIG (1'51.021)							
Lap	Seg.1	Seg.2	Seg.3	Seg.4	Lap Time	km/h	Local Time
1		18.135	30.578	26.590	1'56.539	190,5	15:17'42.544
2	36.538	18.132	30.623	27.110	1'52.403	185,2	15:19'34.947
3	36.453	18.039	30.690	26.525	1'51.707	189,5	15:21'26.654
4	36.054	18.532	31.138	26.559	1'52.283	186,2	15:23'18.937
5	36.081	18.148	30.813	26.863	1'51.905	185,6	15:25'10.842
6	36.324	17.966	30.330	26.401	1'51.021	190,5	15:27'01.863
7	36.290	18.227	30.297	27.145	1'51.959	186,5	15:28'53.822
8	36.211	17.725	30.468	26.904	1'51.308	196,7	15:30'45.130
9	36.357	18.230	30.374	26.248	1'51.209	185,2	15:32'36.339
10	36.274	18.005	30.710	26.875	1'51.864	190,5	15:34'28.203
11	36.289	17.946	30.462	26.392	1'51.089	190,8	15:36'19.292
12	36.181	18.169	30.363	26.543	1'51.256	189,8	15:38'10.548
Race Time 22'24.543							
4° 22 N. KALININ (1'50.834)							
Lap	Seg.1	Seg.2	Seg.3	Seg.4	Lap Time	km/h	Local Time
1		18.381	30.745	26.718	1'57.366	187,2	15:17'43.371
2	36.380	18.162	30.674	26.985	1'52.201	189,1	15:19'35.572
3	36.623	18.033	30.497	26.695	1'51.848	192,2	15:21'27.420
4	36.207	18.012	31.052	26.316	1'51.587	192,2	15:23'19.007
5	36.317	18.243	30.483	27.154	1'52.197	185,6	15:25'11.204
6	36.315	18.031	30.199	26.882	1'51.427	189,8	15:27'02.631
7	36.217	18.061	30.557	26.626	1'51.461	191,8	15:28'54.092
8	36.385	17.993	30.313	26.679	1'51.370	189,5	15:30'45.462
9	36.350	18.081	30.449	26.714	1'51.594	192,2	15:32'37.056
10	36.072	18.022	30.581	26.655	1'51.330	190,1	15:34'28.386
11	36.457	18.074	30.535	26.359	1'51.425	190,1	15:36'19.811
12	36.384	17.846	30.573	26.031	1'50.834	194,2	15:38'10.645
Race Time 22'24.640							
5° 64 H. DE CANCELLIS (1'50.730)							
Lap	Seg.1	Seg.2	Seg.3	Seg.4	Lap Time	km/h	Local Time
1							
2							

14/04/2019 P = Pits In/Out - C = Lap Time Cancelled

These data/results cannot be reproduced, stored and/or transmitted in whole or in part by any manner of electronic, mechanical, photocopying, recording, broadcasting or otherwise now known or herein after developed without the previous express consent by the copyright owner, except for reproduction in daily press and regular printed publications on sale to the public within 60 days of the event related to those data/results and always provided that copyright symbol appears together as follows below.

© DORNA WSBK ORGANIZATION Srl 2019



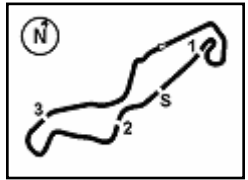
Official Fuel Supplier



Official Tyre Supplier



Official Timekeeper



Motul Dutch Round, 12-14 April 2019

Chronological Analysis Race

TT Circuit Assen 4.542 m

Start at 15:15'46.005

2 / 4

Lap	Seg.1	Seg.2	Seg.3	Seg.4	Lap Time	km/h	Local Time
3	36.242	18.147	30.771	26.147	1'51.307	192.5	15:21'29.094
4	36.040	17.862	30.701	26.802	1'51.405	192.2	15:23'20.499
5	36.667	17.696	30.844	26.395	1'51.602	193.9	15:25'12.101
6	37.053	17.848	30.136	26.464	1'51.501	191.2	15:27'03.602
7	36.352	17.786	30.433	26.653	1'51.224	194.2	15:28'54.826
8	36.443	17.863	30.332	26.679	1'51.317	189.8	15:30'46.143
9	36.656	17.664	31.081	26.684	1'52.085	193.5	15:32'38.228
10	36.412	17.647	30.403	26.287	1'50.749	196.0	15:34'28.977
11	36.162	17.933	30.439	26.395	1'50.929	191.5	15:36'19.906
12	35.993	18.064	30.465	26.745	1'51.267	196.0	15:38'11.173
Race Time 22'25.168							
14° 99 F. GOMEZ (1'50.516)							
Lap	Seg.1	Seg.2	Seg.3	Seg.4	Lap Time	km/h	Local Time
1		18.102	30.850	25.966	1'57.913	191.5	15:17'43.918
2	36.588	17.966	31.087	26.247	1'51.888	190.1	15:19'35.806
3	37.199	18.214	30.635	26.997	1'53.045	193.5	15:21'28.851
4	36.663	18.172	30.695	26.625	1'52.155	184.9	15:23'21.006
5	36.502	17.951	30.941	26.410	1'51.804	192.9	15:25'12.810
6	37.022	18.454	30.543	26.112	1'52.131	186.5	15:27'04.941
7	36.501	17.836	30.501	25.699	1'50.537	191.2	15:28'55.478
8	36.521	17.874	30.869	26.171	1'51.435	196.4	15:30'46.913
9	36.624	17.764	30.723	26.719	1'51.830	192.5	15:32'38.743
10	37.125	17.882	30.305	26.083	1'51.395	191.2	15:34'30.138
11	36.249	17.750	30.568	25.949	1'50.516	192.9	15:36'20.654
12	36.325	17.832	30.672	26.198	1'51.027	190.1	15:38'11.681
Race Time 22'25.676							
15° 97 M. KAPPLER (1'50.461)							
Lap	Seg.1	Seg.2	Seg.3	Seg.4	Lap Time	km/h	Local Time
1		18.069	31.394	26.522	2'00.141	192.2	15:17'46.146
2	36.572	17.765	31.081	26.452	1'51.870	193.9	15:19'38.016
3	36.397	17.931	30.731	26.511	1'51.570	194.9	15:21'29.586
4	36.181	17.815	30.423	26.745	1'51.164	195.3	15:23'20.750
5	36.508	17.775	31.032	26.560	1'51.875	192.9	15:25'12.625
6	37.108	18.154	30.491	26.305	1'52.058	191.2	15:27'04.683
7	36.025	17.899	30.426	26.111	1'50.461	192.9	15:28'55.144
8	36.678	17.924	30.688	26.331	1'51.621	197.1	15:30'46.765
9	36.431	17.867	30.366	26.859	1'51.523	191.5	15:32'38.288
10	36.125	17.898	30.318	26.797	1'51.138	196.7	15:34'29.426
11	36.584	17.914	30.473	26.186	1'51.157	196.4	15:36'20.583
12	37.079	17.826	30.491	26.089	1'51.485	192.5	15:38'12.068
Race Time 22'26.063							
16° 20 D. LOUREIRO (1'50.475)							
Lap	Seg.1	Seg.2	Seg.3	Seg.4	Lap Time	km/h	Local Time
1		18.537	31.790	26.331	2'01.316	189.5	15:17'47.321
2	36.575	18.303	30.846	26.198	1'51.922	187.5	15:19'39.243
3	36.120	18.507	30.864	26.280	1'51.771	194.2	15:21'31.014
4	36.031	17.927	30.541	25.976	1'50.475	192.2	15:23'21.489
5	36.905	17.813	30.648	26.575	1'51.941	191.8	15:25'13.430
6	36.548	18.137	30.609	26.127	1'51.421	187.2	15:27'04.851
7	36.425	17.820	30.849	26.419	1'51.513	190.8	15:28'56.364
8	36.098	17.926	31.085	26.376	1'51.485	192.2	15:30'47.849
9	36.038	17.908	30.590	26.395	1'50.931	191.2	15:32'38.780
10	36.589	17.781	30.380	26.094	1'50.844	192.5	15:34'29.624
11	36.560	17.782	30.971	25.988	1'51.301	192.5	15:36'20.925
12	36.657	17.929	30.494	26.208	1'51.288	190.1	15:38'12.213
Race Time 22'26.208							
17° 8 M. PEREZ (1'51.175)							
Lap	Seg.1	Seg.2	Seg.3	Seg.4	Lap Time	km/h	Local Time
1		18.278	30.673	26.584	1'57.741	185.9	15:17'43.746
2	36.619	18.101	30.901	26.546	1'52.167	190.5	15:19'35.913
3	36.907	18.236	30.433	26.680	1'52.256	189.5	15:21'28.169
4	36.041	17.942	30.929	26.596	1'51.508	193.9	15:23'19.677
5	36.270	18.122	30.523	27.060	1'51.975	189.5	15:25'11.652
6	36.313	18.035	30.602	26.652	1'51.602	191.2	15:27'03.254
7	36.334	18.198	30.537	26.353	1'51.422	189.8	15:28'54.676
8	36.551	18.071	30.397	26.597	1'51.616	180.6	15:30'46.292

14/04/2019 P = Pits In/Out - C = Lap Time Cancelled

These data/results cannot be reproduced, stored and/or transmitted in whole or in part by any manner of electronic, mechanical, photocopying, recording, broadcasting or otherwise now known or herein after developed without the previous express consent by the copyright owner, except for reproduction in daily press and regular printed publications on sale to the public within 60 days of the event related to those data/results and always provided that copyright symbol appears together as follows below.

© DORNA WSBK ORGANIZATION Srl 2019



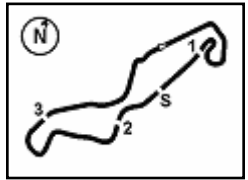
Official Fuel Supplier



Official Tyre Supplier



Official Timekeeper



Motul Dutch Round, 12-14 April 2019

Chronological Analysis Race

TT Circuit Assen 4.542 m

Start at 15:15'46.005

3 / 4

Lap	Seg.1	Seg.2	Seg.3	Seg.4	Lap Time	km/h	Local Time
9	36.780	18.099	30.592	26.735	1'52.206	191,8	15:32'38.498
10	36.429	17.842	30.506	26.416	1'51.193	196,0	15:34'29.691
11	36.850	17.827	30.797	25.930	1'51.404	192,9	15:36'21.095
12	37.179	17.951	30.326	25.719	1'51.175	190,8	15:38'12.270
Race Time 22'26.265							
22° 3 M. PEDENEAU (1'51.481)							
Lap	Seg.1	Seg.2	Seg.3	Seg.4	Lap Time	km/h	Local Time
1		18.855	31.555	27.040	2'03.099	183,7	15:17'49.104
2	36.819	18.178	31.098	26.978	1'53.073	186,5	15:19'42.177
3	36.290	18.215	30.722	26.655	1'51.882	190,8	15:21'34.059
4	36.196	18.209	30.608	26.618	1'51.631	189,1	15:23'25.690
5	36.207	17.990	30.625	26.756	1'51.578	189,5	15:25'17.268
6	36.235	18.352	30.735	27.026	1'52.348	192,2	15:27'09.616
7	36.427	18.220	30.621	26.942	1'52.210	191,5	15:29'01.826
8	36.766	18.159	30.589	26.889	1'52.403	190,5	15:30'54.229
9	35.818	18.261	30.500	26.902	1'51.481	186,5	15:32'45.710
10	36.871	18.391	30.859	27.239	1'53.360	188,2	15:34'39.070
11	36.205	18.377	30.548	26.943	1'52.073	191,8	15:36'31.143
12	36.389	18.315	30.642	27.208	1'52.554	191,2	15:38'23.697
Race Time 22'37.692							
23° 47 F. HERNANDEZ MOYANO (1'51.664)							
Lap	Seg.1	Seg.2	Seg.3	Seg.4	Lap Time	km/h	Local Time
1		18.242	32.234	26.402	2'01.008	191,8	15:17'47.013
2	36.866	18.599	31.406	26.451	1'53.322	187,5	15:19'40.335
3	36.898	18.081	30.779	26.664	1'52.422	191,8	15:21'32.757
4	36.293	18.253	30.748	26.524	1'51.818	191,5	15:23'24.575
5	36.288	18.150	30.992	26.541	1'51.971	186,9	15:25'16.546
6	36.718	18.160	31.015	26.736	1'52.629	189,8	15:27'09.175
7	36.661	18.594	30.855	26.921	1'53.031	185,9	15:29'02.206
8	36.535	18.159	30.878	26.518	1'52.090	192,5	15:30'54.296
9	36.379	18.089	30.678	26.518	1'51.664	186,5	15:32'45.960
10	36.470	18.143	31.074	26.994	1'52.681	190,1	15:34'38.641
11	36.383	18.218	30.765	26.797	1'52.163	184,6	15:36'30.804
12	36.271	18.388	30.871	27.373	1'52.903	183,1	15:38'23.707
Race Time 22'37.702							
24° 30 D. BLIN (1'50.856)							
Lap	Seg.1	Seg.2	Seg.3	Seg.4	Lap Time	km/h	Local Time
1		18.112	31.150	27.016	1'59.574	192,2	15:17'45.579
2	36.829	17.898	31.759	26.538	1'53.024	194,6	15:19'38.603
3	36.519	18.604	31.455	26.240	1'52.818	194,2	15:21'31.421
4	36.121	17.931	30.594	26.396	1'51.042	188,5	15:23'22.463
5	36.051	17.872	30.536	26.397	1'50.856	194,2	15:25'13.319
6	36.500	18.174	30.501	26.158	1'51.333	192,2	15:27'04.652
7	36.359	17.924	30.607	26.232	1'51.122	190,5	15:28'55.774
8	50.984	19.265	31.276	27.695	2'09.220	176,5	15:31'04.994
9	36.464	18.590	31.086	27.327	1'53.467	181,2	15:32'58.461
10	36.790	18.714	31.148	27.382	1'54.034	179,7	15:34'52.495
11	36.425	18.666	31.430	27.200	1'53.721	180,0	15:36'46.216
12	36.629	18.611	31.117	27.299	1'53.656	179,4	15:38'39.872
Race Time 22'53.867							
25° 79 T. ALONSO (1'53.888)							
Lap	Seg.1	Seg.2	Seg.3	Seg.4	Lap Time	km/h	Local Time
1		18.752	31.607	26.598	2'02.608	182,7	15:17'48.613
2	37.117	18.645	31.388	26.738	1'53.888	182,4	15:19'42.501
3	36.950	18.587	31.196	27.237	1'53.970	183,7	15:21'36.471
4	37.312	18.880	31.689	27.454	1'55.335	179,7	15:23'31.806
5	37.132	18.825	31.494	27.566	1'55.017	178,5	15:25'26.823
6	37.125	18.796	31.365	27.743	1'55.029	178,8	15:27'21.852
7	37.215	18.765	31.291	27.869	1'55.140	179,1	15:29'16.992
8	37.457	18.764	31.524	27.680	1'55.425	179,1	15:31'12.417
9	37.191	18.905	31.706	27.561	1'55.363	179,7	15:33'07.780
10	37.131	18.833	31.214	27.438	1'54.616	179,1	15:35'02.396
11	37.235	18.956	31.443	27.410	1'55.044	177,6	15:36'57.440
12	37.438	18.888	31.396	27.383	1'55.105	177,6	15:38'52.545
Race Time 23'06.540							
21° 52 O. KÖNIG (1'51.450)							
Lap	Seg.1	Seg.2	Seg.3	Seg.4	Lap Time	km/h	Local Time
1		18.335	32.041	26.499	2'01.725	192,5	15:17'47.730
2	36.663	18.302	31.536	26.384	1'52.885	188,5	15:19'40.615
3	36.563	18.277	30.862	26.228	1'51.930	190,5	15:21'32.545
4	36.329	18.321	30.829	26.641	1'52.120	189,1	15:23'24.665
5	36.478	18.159	30.782	26.543	1'51.962	189,1	15:25'16.627
6	36.468	18.534	30.900	26.714	1'52.616	185,6	15:27'09.243
7	36.383	18.543	31.050	26.701	1'52.677	182,7	15:29'01.920
8	36.404	18.597	31.109	26.330	1'52.440	183,4	15:30'54.360
9	36.269	18.340	30.672	26.169	1'51.450	184,3	15:32'45.810
10	36.455	18.519	30.933	27.015	1'52.922	184,9	15:34'38.732
11	36.196	18.498	30.713	26.577	1'51.984	183,4	15:36'30.716

14/04/2019 P = Pits In/Out - C = Lap Time Cancelled

These data/results cannot be reproduced, stored and/or transmitted in whole or in part by any manner of electronic, mechanical, photocopying, recording, broadcasting or otherwise now known or herein after developed without the previous express consent by the copyright owner, except for reproduction in daily press and regular printed publications on sale to the public within 60 days of the event related to those data/results and always provided that copyright symbol appears together as follows below.

© DORNA WSBK ORGANIZATION Srl 2019



Official Fuel Supplier

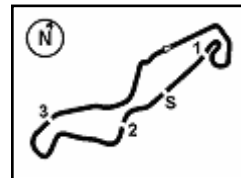


FKR PERGOIA TIMING

Official Tyre Supplier



Official Timekeeper



TT Circuit Assen 4.542 m

Motul Dutch Round, 12-14 April 2019

Chronological Analysis Race

Start at 15:15'46.005

4 / 4

RET 17 K. MEUFFELS (1'50.933)								RET 44 T. BRAMICH							
Lap	Seg.1	Seg.2	Seg.3	Seg.4	Lap Time	km/h	Local Time	Lap	Seg.1	Seg.2	Seg.3	Seg.4	Lap Time	km/h	Local Time
1		18.129	31.855	26.478	2'01.779	194,6	15:17'47.784	1		18.330	31.686	26.573	2'01.597	192,5	15:17'47.602
2	36.660	18.076	31.458	26.290	1'52.484	187,8	15:19'40.268								
3	36.631	17.939	30.940	26.065	1'51.575	190,5	15:21'31.843								
4	36.451	17.891	30.941	26.067	1'51.350	192,2	15:23'23.193								
5	36.186	18.004	30.785	25.958	1'50.933	188,5	15:25'14.126								
6	36.422	17.879	30.628	26.010	1'50.939	195,7	15:27'05.065								
7	36.694	17.894	30.705	25.895	1'51.188	193,9	15:28'56.253								
8	36.292	17.699	31.099	26.235	1'51.325	195,7	15:30'47.578								
9	36.395	17.603	30.677	26.370	1'51.045	193,5	15:32'38.623								
10	36.926	17.837	30.478	25.980	1'51.221	196,4	15:34'29.844								
11	36.884	17.836	30.717	26.012	1'51.449	193,5	15:36'21.293								
Race Time 20'35.288															

RET 13 D. IOZZO (1'51.320)							
Lap	Seg.1	Seg.2	Seg.3	Seg.4	Lap Time	km/h	Local Time
1		18.102	31.122	26.798	1'59.199	190,5	15:17'45.204
2	37.087	17.923	31.462	26.487	1'52.959	190,8	15:19'38.163
3	36.660	18.440	31.724	26.219	1'53.043	188,5	15:21'31.206
4	36.576	17.838	30.944	26.259	1'51.617	191,2	15:23'22.823
5	36.176	17.882	30.966	26.370	1'51.394	190,1	15:25'14.217
6	36.621	18.059	30.678	25.962	1'51.320	191,2	15:27'05.537
7	36.190	18.094	30.826	26.211	1'51.321	193,9	15:28'56.858
8	36.278	18.186	31.759	26.615	1'52.838	189,5	15:30'49.696
9	36.899	18.573	32.564	1'00.441	2'28.477P	184,6	15:33'18.173
Race Time 17'32.168							

RET 7 T. KAWAKAMI (1'50.498)							
Lap	Seg.1	Seg.2	Seg.3	Seg.4	Lap Time	km/h	Local Time
1		18.298	32.101	26.351	2'01.153	191,8	15:17'47.158
2	36.816	18.200	31.776	26.627	1'53.419		15:19'40.577
3	36.870	18.168	30.758	26.565	1'52.361	192,5	15:21'32.938
4	36.044	17.936	30.456	26.062	1'50.498		15:23'23.436
5	35.878	18.206	30.760	26.067	1'50.911		15:25'14.347
6	35.979	18.253	30.648	26.085	1'50.965		15:27'05.312
7	36.293	17.811	30.591	26.030	1'50.725	191,8	15:28'56.037
Race Time 13'10.032							

RET 11 K. ARDUINI (1'51.589)							
Lap	Seg.1	Seg.2	Seg.3	Seg.4	Lap Time	km/h	Local Time
1		18.143	31.078	26.669	1'59.522	189,5	15:17'45.527
2	36.491	17.848	30.881	26.369	1'51.589	188,5	15:19'37.116
Race Time 3'51.111							

RET 82 J. HYDE (1'52.084)							
Lap	Seg.1	Seg.2	Seg.3	Seg.4	Lap Time	km/h	Local Time
1		18.395	31.205	26.650	1'59.258	187,2	15:17'45.263
2	36.281	18.304	31.038	26.461	1'52.084	184,6	15:19'37.347
Race Time 3'51.342							

RET 71 T. EDWARDS (1'51.651)							
Lap	Seg.1	Seg.2	Seg.3	Seg.4	Lap Time	km/h	Local Time
1		18.226	31.569	26.298	2'00.693	194,2	15:17'46.698
2	36.599	17.777	31.079	26.196	1'51.651	193,2	15:19'38.349
Race Time 3'52.344							

RET 14 E. DE LA VEGA							
Lap	Seg.1	Seg.2	Seg.3	Seg.4	Lap Time	km/h	Local Time
1		18.924	31.224	26.554	2'02.288	183,4	15:17'48.293
2	37.100	19.406	31.959	39.175	2'07.640P	170,1	15:19'55.933
Race Time 4'09.928							

RET 15 M. BASTIANELLI							
Lap	Seg.1	Seg.2	Seg.3	Seg.4	Lap Time	km/h	Local Time
1		18.313	31.152	26.520	2'00.611	193,2	15:17'46.616
Race Time 2'00.611							

14/04/2019 P = Pits In/Out - C = Lap Time Cancelled

These data/results cannot be reproduced, stored and/or transmitted in whole or in part by any manner of electronic, mechanical, photocopying, recording, broadcasting or otherwise now known or herein after developed without the previous express consent by the copyright owner, except for reproduction in daily press and regular printed publications on sale to the public within 60 days of the event related to those data/results and always provided that copyright symbol appears together as follows below.

© DORNA WSBK ORGANIZATION Srl 2019

