

Motul Dutch Round, 12-14 April 2019

Biographical Entry List

TT Circuit Assen 4.542 m

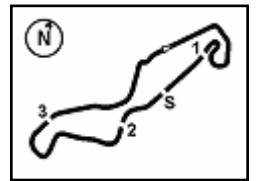
No.	Rider (Abbreviation)	Nat	Bike Team	Wins 2019	Podiums 2019	Pole 2019	Races 2019	Tyres	Class
Age	Date of Birth	Place of Birth							
1	CARRASCO Ana (Car)	ESP	Kawasaki Ninja 400 Kawasaki Provec WorldSSP300	3	3	2	17	Pirelli	A
2	PEDENEAU Mateo (Ped)	FRA	Yamaha YZF-R3 Team MHP Racing-Patrick Pons					Pirelli	B
3	SCHOTMAN Robert (Sch)	NED	Kawasaki Ninja 400 Kawasaki MOTOPOST		2		14	Pirelli	A
4	KAWAKAMI Ton (Kaw)	BRA	Yamaha YZF-R3 BCD Yamaha MS Racing					Pirelli	A
5	PEREZ Mika (Per)	ESP	Kawasaki Ninja 400 Scuderia Maranga Racing	2	7	4	16	Pirelli	A
6	NAUD Steffie (Nau)	FRA	Kawasaki Ninja 400 Fiembo Leader Team				1	Pirelli	A
7	ARDUINI Kevin (Ard)	ITA	Kawasaki Ninja 400 2R Racing Team				1	Pirelli	A
8	DORE Romain (Dor)	FRA	Yamaha YZF-R3 Team MHP Racing-Patrick Pons					Pirelli	B
9	IOZZO Dino (Ioz)	RSA	Kawasaki Ninja 400 Nutec - RT Motorsports by SKM - Kawasaki				8	Pirelli	A
10	DE LA VEGA Enzo (DeL)	FRA	Kawasaki Ninja 400 Fiembo Leader Team				17	Pirelli	B
11	BASTIANELLI Manuel (Bas)	ITA	Kawasaki Ninja 400 Prodina IRCOS Kawasaki	1	1		11	Pirelli	A
12	LUNA BAYEN Marc (Lun)	ESP	Kawasaki Ninja 400 Kawasaki GP Project				2		A
13	MEUFFELS Koen (Meu)	NED	KTM RC 390 R Freudenberg KTM WorldSSP Team	1	1		6	Pirelli	A
14	GONZALEZ Manuel (Gon)	ESP	Kawasaki Ninja 400 Kawasaki ParkinGO Team		3		9	Pirelli	A
15	MOLINA Benjamin Tomas (Mol)	CHI	Yamaha YZF-R3 Terra e Moto					Pirelli	A
16	LOUREIRO Dorren (Lou)	RSA	Kawasaki Ninja 400 Nutec - RT Motorsports by SKM - Kawasaki			1	17	Pirelli	B
17	SANCHEZ Borja (San)	ESP	Kawasaki Ninja 400 Scuderia Maranga Racing		3	1	17	Pirelli	B
18	KALININ Nick (KaN)	UKR	Kawasaki Ninja 400 Nutec - RT Motorsports by SKM - Kawasaki		1		16	Pirelli	A
19	VERDOIA Andy (Ver)	FRA	Yamaha YZF-R3 BCD Yamaha MS Racing				3	Pirelli	B
20	ROVELLI Filippo (Rov)	ITA	Kawasaki Ninja 400 Kawasaki ParkinGO Team				17	Pirelli	B
21	BONOLI Omar (Bon)	ITA	Yamaha YZF-R3 Team Trasimeno				2	Pirelli	A
22	BLIN Daniel (Bli)	POL	Yamaha YZF-R3 Terra e Moto				7	Pirelli	B
23	PELIKANOVA Alexandra (Pel)	CZE	Kawasaki Ninja 400 Kawasaki GP Project				1	Pirelli	B
24	HARTMANN Kyrian (Har)	FRA	Yamaha YZF-R3 Team MHP Racing-Patrick Pons					Pirelli	A
25	NEILA Beatriz (Nei)	ESP	Yamaha YZF-R3 BCD Yamaha MS Racing				1	Pirelli	B
26	JAHNIG Jan-Ole (Jah)	GER	KTM RC 390 R Freudenberg KTM Junior Team				9	Pirelli	A
27	GARCIA Marc (Gar)	ESP	Kawasaki Ninja 400 DS Junior Team	2	5	1	9	Pirelli	A
28	BRAMICH Tom (Bra)	AUS	Kawasaki Ninja 400 Carl Cox-RT Motorsports by SKM-Kawasaki					Pirelli	B
29	HERNANDEZ MOYANO Ferran (HeM)	ESP	Yamaha YZF-R3 BCD Yamaha MS Racing				1	Pirelli	A
30	KÖNIG Oliver (Kön)	CZE	Kawasaki Ninja 400 ACCR Czech Talent Team - Willi Race					Pirelli	A
31	SOFUOGLU Bahattin (Sof)	TUR	Kawasaki Ninja 400 Turkish Puccetti Racing by TSM				1	Pirelli	B
32	HENDRA PRATAMA Galang (Hen)	INA	Yamaha YZF-R3 Semakin Di Depan Bibliion Motox racing	2	2	2	10	Pirelli	A
33	OKAYA Yuta (Oka)	JPN	Kawasaki Ninja 400 DS Junior Team					Pirelli	B
34	DE CANCELLIS Hugo (DeC)	FRA	Yamaha YZF-R3 Team Trasimeno				7	Pirelli	A
35	FACCO Jacopo (Fac)	ITA	Yamaha YZF-R3 Semakin Di Depan Bibliion Motox racing				9	Pirelli	B
36	OTTEN Dion (Ott)	NED	Kawasaki Ninja 400 MTM Racing Team					Pirelli	A
37	BUIS Jeffrey (Bui)	NED	Kawasaki Ninja 400 MTM Racing Team					Pirelli	B
38	EDWARDS Tom (Edw)	AUS	Kawasaki Ninja 400 Kawasaki ParkinGO Team			1	9	Pirelli	A
39	STEEMAN Victor (Ste)	NED	KTM RC 390 R Freudenberg KTM Junior Team				2	Pirelli	B
40	SCHWARZ Vojtech (Scw)	CZE	Kawasaki Ninja 400 ACCR Czech Talent Team - Willi Race				1	Pirelli	B
41	FORAY Joseph (For)	FRA	Kawasaki Ninja 400 Prodina IRCOS Kawasaki				8	Pirelli	B
42	ALONSO Tomas (Alo)	POR	Kawasaki Ninja 400 Kawasaki GP Project				8	Pirelli	A

12/04/2019 * = Wild Card ** = One Event

These data/results cannot be reproduced, stored and/or transmitted in whole or in part by any manner of electronic, mechanical, photocopying, recording, broadcasting or otherwise now known or herein after developed without the previous express consent by the copyright owner, except for reproduction in daily press and regular printed publications on sale to the public within 60 days of the event related to those data/results and always provided that copyright symbol appears together as follows below.

© DORNA WSBK ORGANIZATION Srl 2019





TT Circuit Assen 4.542 m

Motul Dutch Round, 12-14 April 2019

Biographical Entry List

No.	Rider (Abbreviation)	Nat	Bike	Wins	Podiums	Pole	Races	Tyres	Class
	Age Date of Birth Place of Birth		Team	2019	2019	2019	2019		
43	82 HYDE Jack (Hyd) 16 09/10/2002 New Castle	AUS	Kawasaki Ninja 400 2R Racing Team					Pirelli	B
44	84 ALOISI Kim (Als) 17 09/08/2001 Verona	ITA	Kawasaki Ninja 400 DS Junior Team					Pirelli	A
45	85 SABATUCCI Kevin (Sab) 20 07/04/1999 Ascoli Piceno	ITA	Yamaha YZF-R3 Team Trasimeno		1		2	Pirelli	B
46	88 IERACI Bruno (Ier) 18 14/08/2000 Giulianova	ITA	Kawasaki Ninja 400 Kawasaki GP Project					Pirelli	B
47	93 QUINET Adrien (Qui) 19 22/01/2000 Le Chesnay	FRA	Honda CBR500R TGP Racing					Pirelli	B
48	95 DEROUE Scott (Der) 23 23/12/1995 Nijkerkerveen	NED	Kawasaki Ninja 400 Kawasaki MOTOPORT	3	7	2	17	Pirelli	B
49	97 KAPPLER Maximilian (Kap) 21 01/10/1997 Lichtenstein	GER	KTM RC 390 R Freudenberg KTM WorldSSP Team				9	Pirelli	B
50	99 GOMEZ Francisco (Gom) 17 18/10/2001 Huelva	ESP	Kawasaki Ninja 400 DS Junior Team					Pirelli	B

12/04/2019

* = Wild Card

** = One Event

These data/results cannot be reproduced, stored and/or transmitted in whole or in part by any manner of electronic, mechanical, photocopying, recording, broadcasting or otherwise now known or herein after developed without the previous express consent by the copyright owner, except for reproduction in daily press and regular printed publications on sale to the public within 60 days of the event related to those data/results and always provided that copyright symbol appears together as follows below.

© DORNA WSBK ORGANIZATION Srl 2019



Official Fuel Supplier

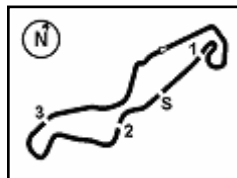


FKR PERUGIA TIMING

Official Tyre Supplier



Official Timekeeper


Motul Dutch Round, 12-14 April 2019
Results Free Practice 1st Session Gr.B

No.	Rider	Nat	Team	Bike	Class	Time	Gap	Rel.	Laps	Speed	
										Avg	Max
1	21 B. SANCHEZ	ESP	Scuderia Maranga Racing	Kawasaki Ninja 400	B	1'53.051			8	144,636	
2	88 B. IERACI	ITA	Kawasaki GP Project	Kawasaki Ninja 400	B	1'53.217	0.166	0.166	10	144,424	190,1
3	85 K. SABATUCCI	ITA	Team Trasimeno	Yamaha YZF-R3	B	1'53.372	0.321	0.155	14	144,226	191,2
4	25 A. VERDOÑA	FRA	BCD Yamaha MS Racing	Yamaha YZF-R3	B	1'53.468	0.417	0.096	14	144,104	191,5
5	14 E. DE LA VEGA	FRA	Flembo Leader Team	Kawasaki Ninja 400	B	1'53.807	0.756	0.339	11	143,675	190,5
6	72 V. STEEMAN	NED	Freudenberg KTM Junior Team	KTM RC 390 R	B	1'53.830	0.779	0.023	5	143,646	186,2
7	54 B. SOFUOGLU	TUR	Turkish Puccetti Racing by TSM	Kawasaki Ninja 400	B	1'53.857	0.806	0.027	12	143,612	189,5
8	95 S. DEROUÉ	NED	Kawasaki MOTOPOST	Kawasaki Ninja 400	B	1'54.257	1.206	0.400	3	143,109	184,0
9	69 J. BUIS	NED	MTM Racing Team	Kawasaki Ninja 400	B	1'54.286	1.235	0.029	9	143,073	184,6
10	97 M. KAPPLER	GER	Freudenberg KTM WorldSSP Team	KTM RC 390 R	B	1'54.351	1.300	0.065	7	142,991	189,8
11	99 F. GOMEZ	ESP	DS Junior Team	Kawasaki Ninja 400	B	1'54.430	1.379	0.079	13	142,893	187,8
12	30 D. BLIN	POL	Terra e Moto	Yamaha YZF-R3	B	1'55.061	2.010	0.631	14	142,109	190,1
13	3 M. PEDENEAU	FRA	Team MHP Racing-Patrick Pons	Yamaha YZF-R3	B	1'55.175	2.124	0.114	12	141,968	189,1
14	65 J. FACCO	ITA	Semakin Di Depan Biblion Motocrossing	Yamaha YZF-R3	B	1'55.558	2.507	0.383	10	141,498	188,8
15	82 J. HYDE	AUS	2R Racing Team	Kawasaki Ninja 400	B	1'55.895	2.844	0.337	12	141,086	186,5
16	78 J. FORAY	FRA	Prodina IRCOS Kawasaki	Kawasaki Ninja 400	B	1'56.133	3.082	0.238	12	140,797	191,2
17	27 F. ROVELLI	ITA	Kawasaki ParkinGO Team	Kawasaki Ninja 400	B	1'56.234	3.183	0.101	10	140,675	187,2
18	93 A. QUINET	FRA	TGP Racing	Honda CBR500R	B	1'56.998	3.947	0.764	12	139,756	181,8
19	36 B. NEILA	ESP	BCD Yamaha MS Racing	Yamaha YZF-R3	B	1'57.906	4.855	0.908	11	138,680	183,4
20	12 R. DORE	FRA	Team MHP Racing-Patrick Pons	Yamaha YZF-R3	B	1'58.226	5.175	0.320	13	138,305	186,2
21	77 V. SCHWARZ	CZE	ACCR Czech Talent Team - Willi Race	Kawasaki Ninja 400	B	1'59.086	6.035	0.860	12	137,306	181,2
22	44 T. BRAMICH	AUS	Carl Cox-RT Motorsports by SKM-Kawasaki	Kawasaki Ninja 400	B	1'59.369	6.318	0.283	5	136,980	185,6
----- Out 107% in this Session -----											
23	61 Y. OKAYA	JPN	DS Junior Team	Kawasaki Ninja 400	B	2'01.497	8.446	2.128	12	134,581	185,2
24	32 A. PELIKANOVA	CZE	Kawasaki GP Project	Kawasaki Ninja 400	B	2'01.887	8.836	0.390	10	134,150	183,7
25	20 D. LOUREIRO	RSA	Nutec - RT Motorsports by SKM - Kawasaki	Kawasaki Ninja 400	B				3		181,5

Qualifying Lap Time (107% of 1'53.051): **2'00.966**

Top 3 Average Time: 1'53.213

AIR	Humidity:	71%	Temp:	4°C
TRACK	Condition:	Dry	Temp:	6°C

Records	Pole	(SP2)	2018	M.Perez	1'50.165	148,420	Km/h
	Race	(RC)	2018	A.Carrasco	1'50.483	148,000	Km/h
	All Times	(SP2)	2018	M.Perez	1'50.165	148,420	Km/h

Start 12/04/2019 09:00 End 09:32 The results are provisional until the end of the time limit for protests and appeals and the completion of the technical checks.

These data/results cannot be reproduced, stored and/or transmitted in whole or in part by any manner of electronic, mechanical, photocopying, recording, broadcasting or otherwise now known or herein after developed without the previous express consent by the copyright owner, except for reproduction in daily press and regular printed publications on sale to the public within 60 days of the event related to those data/results and always provided that copyright symbol appears together as follows below.

© DORNA WSBK ORGANIZATION Srl 2019



Official Fuel Supplier

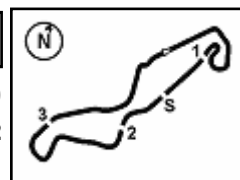


PIRELLI PERUGIA TIMING

Official Tyre Supplier



Official Timekeeper


Motul Dutch Round, 12-14 April 2019
Results Free Practice 1st Session Gr.B
Session Highlights

Local Time	No. Rider	Description
09.00.00		Start
09.04.09	21 B. SANCHEZ	Check Transponder
09.29.05	36 B. NEILA	Check Transponder
09.30.07	61 Y. OKAYA	On Asphalt - Re-Joined - Turn 10
09.31.26	12 R. DORE	Lap Cancelled (1'58.223) - Exceeded Track Limits - Turn 12
09.32.38		End Of Session

Fastest Laps Sequence

No.	Rider	Nat	Team	Bike	Local Time	Time	Gap	Avg
99	F. GOMEZ	ESP	DS Junior Team	Kawasaki Ninja 400	09:04'36.473	2'03.520		132,377
25	A. VERDOÍA	FRA	BCD Yamaha MS Racing	Yamaha YZF-R3	09:04'40.395	1'59.660	-3.860	136,647
25	A. VERDOÍA	FRA	BCD Yamaha MS Racing	Yamaha YZF-R3	09:06'38.279	1'57.884	-1.776	138,706
14	E. DE LA VEGA	FRA	Flembo Leader Team	Kawasaki Ninja 400	09:06'44.447	1'57.563	-0.321	139,085
21	B. SANCHEZ	ESP	Scuderia Maranga Racing	Kawasaki Ninja 400	09:06'45.894	1'57.409	-0.154	139,267
25	A. VERDOÍA	FRA	BCD Yamaha MS Racing	Yamaha YZF-R3	09:08'35.441	1'57.162	-0.247	139,561
21	B. SANCHEZ	ESP	Scuderia Maranga Racing	Kawasaki Ninja 400	09:08'41.076	1'55.182	-1.980	141,960
21	B. SANCHEZ	ESP	Scuderia Maranga Racing	Kawasaki Ninja 400	09:10'36.000	1'54.924	-0.258	142,278
85	K. SABATUCCI	ITA	Team Trasimeno	Yamaha YZF-R3	09:24'03.730	1'54.734	-0.190	142,514
25	A. VERDOÍA	FRA	BCD Yamaha MS Racing	Yamaha YZF-R3	09:24'06.816	1'54.243	-0.491	143,126
72	V. STEEMAN	NED	Freudenberg KTM Junior Team	KTM RC 390 R	09:25'49.352	1'53.830	-0.413	143,646
25	A. VERDOÍA	FRA	BCD Yamaha MS Racing	Yamaha YZF-R3	09:26'00.526	1'53.710	-0.120	143,797
88	B. IERACI	ITA	Kawasaki GP Project	Kawasaki Ninja 400	09:27'52.729	1'53.626	-0.084	143,904
25	A. VERDOÍA	FRA	BCD Yamaha MS Racing	Yamaha YZF-R3	09:27'53.994	1'53.468	-0.158	144,104
21	B. SANCHEZ	ESP	Scuderia Maranga Racing	Kawasaki Ninja 400	09:29'49.362	1'53.051	-0.417	144,636

12/04/2019 Start 09:00 End 09:32 The results are provisional until the end of the time limit for protests and appeals and the completion of the technical checks.

These data/results cannot be reproduced, stored and/or transmitted in whole or in part by any manner of electronic, mechanical, photocopying, recording, broadcasting or otherwise now known or herein after developed without the previous express consent by the copyright owner, except for reproduction in daily press and regular printed publications on sale to the public within 60 days of the event related to those data/results and always provided that copyright symbol appears together as follows below.

© DORNA WSBK ORGANIZATION Srl 2019



Official Fuel Supplier



FIKR PERUGIA TIMING

Official Tyre Supplier



Official Timekeeper

Motul Dutch Round, 12-14 April 2019

Best Sectors & Speed Free Practice 1st Session Gr.B

BEST LAP			
1	21 B. SANCHEZ	Kawasaki Ninja 400	1'53.051
2	88 B. IERACI	Kawasaki Ninja 400	1'53.217
3	85 K. SABATUCCI	Yamaha YZF-R3	1'53.372
4	25 A. VERDOÍA	Yamaha YZF-R3	1'53.468
5	14 E. DE LA VEGA	Kawasaki Ninja 400	1'53.807
6	72 V. STEEMAN	KTM RC 390 R	1'53.830
7	54 B. SOFUOGLU	Kawasaki Ninja 400	1'53.857
8	95 S. DEROUE	Kawasaki Ninja 400	1'54.257
9	69 J. BUIS	Kawasaki Ninja 400	1'54.286
10	97 M. KAPPLER	KTM RC 390 R	1'54.351
11	99 F. GOMEZ	Kawasaki Ninja 400	1'54.430
12	30 D. BLIN	Yamaha YZF-R3	1'55.061
13	3 M. PEDENEAU	Yamaha YZF-R3	1'55.175
14	65 J. FACCO	Yamaha YZF-R3	1'55.558
15	82 J. HYDE	Kawasaki Ninja 400	1'55.895
16	78 J. FORAY	Kawasaki Ninja 400	1'56.133
17	27 F. ROVELLI	Kawasaki Ninja 400	1'56.234
18	93 A. QUINET	Honda CBR500R	1'56.998
19	36 B. NEILA	Yamaha YZF-R3	1'57.906
20	12 R. DORE	Yamaha YZF-R3	1'58.226
21	77 V. SCHWARZ	Kawasaki Ninja 400	1'59.086
22	44 T. BRAMICH	Kawasaki Ninja 400	1'59.369
23	61 Y. OKAYA	Kawasaki Ninja 400	2'01.497
24	32 A. PELIKANOVA	Kawasaki Ninja 400	2'01.887
25	20 D. LOUREIRO	Kawasaki Ninja 400	

SPEED		
1	25 A. VERDOÍA	Yamaha YZF-R3 191,5
2	85 K. SABATUCCI	Yamaha YZF-R3 191,2
3	78 J. FORAY	Kawasaki Ninja 400 191,2
4	14 E. DE LA VEGA	Kawasaki Ninja 400 190,5
5	30 D. BLIN	Yamaha YZF-R3 190,1
6	88 B. IERACI	Kawasaki Ninja 400 190,1
7	97 M. KAPPLER	KTM RC 390 R 189,8
8	54 B. SOFUOGLU	Kawasaki Ninja 400 189,5
9	3 M. PEDENEAU	Yamaha YZF-R3 189,1
10	65 J. FACCO	Yamaha YZF-R3 188,8
11	99 F. GOMEZ	Kawasaki Ninja 400 187,8
12	27 F. ROVELLI	Kawasaki Ninja 400 187,2
13	82 J. HYDE	Kawasaki Ninja 400 186,5
14	72 V. STEEMAN	KTM RC 390 R 186,2
15	12 R. DORE	Yamaha YZF-R3 186,2
16	44 T. BRAMICH	Kawasaki Ninja 400 185,6
17	61 Y. OKAYA	Kawasaki Ninja 400 185,2
18	69 J. BUIS	Kawasaki Ninja 400 184,6
19	95 S. DEROUE	Kawasaki Ninja 400 184,0
20	32 A. PELIKANOVA	Kawasaki Ninja 400 183,7
21	36 B. NEILA	Yamaha YZF-R3 183,4
22	93 A. QUINET	Honda CBR500R 181,8
23	20 D. LOUREIRO	Kawasaki Ninja 400 181,5
24	77 V. SCHWARZ	Kawasaki Ninja 400 181,2

SEG. 1		SEG. 2		SEG. 3		SEG. 4	
1	88 B. IERACI 36.758	1	85 K. SABATUCCI 18.196	1	25 A. VERDOÍA 31.250	1	88 B. IERACI 26.526
2	85 K. SABATUCCI 36.824	2	88 B. IERACI 18.218	2	88 B. IERACI 31.273	2	85 K. SABATUCCI 26.662
3	69 J. BUIS 36.854	3	25 A. VERDOÍA 18.381	3	72 V. STEEMAN 31.284	3	25 A. VERDOÍA 26.690
4	72 V. STEEMAN 36.876	4	14 E. DE LA VEGA 18.406	4	97 M. KAPPLER 31.395	4	14 E. DE LA VEGA 26.889
5	54 B. SOFUOGLU 36.936	5	3 M. PEDENEAU 18.440	5	69 J. BUIS 31.405	5	97 M. KAPPLER 27.009
6	30 D. BLIN 36.950	6	54 B. SOFUOGLU 18.441	6	54 B. SOFUOGLU 31.405	6	65 J. FACCO 27.067
7	25 A. VERDOÍA 36.977	7	65 J. FACCO 18.448	7	85 K. SABATUCCI 31.448	7	54 B. SOFUOGLU 27.075
8	95 S. DEROUE 36.985	8	99 F. GOMEZ 18.461	8	14 E. DE LA VEGA 31.469	8	95 S. DEROUE 27.111
9	14 E. DE LA VEGA 37.043	9	97 M. KAPPLER 18.470	9	3 M. PEDENEAU 31.501	9	72 V. STEEMAN 27.154
10	3 M. PEDENEAU 37.127	10	95 S. DEROUE 18.506	10	82 J. HYDE 31.524	10	99 F. GOMEZ 27.154
11	99 F. GOMEZ 37.144	11	69 J. BUIS 18.508	11	30 D. BLIN 31.584	11	3 M. PEDENEAU 27.273
12	27 F. ROVELLI 37.158	12	72 V. STEEMAN 18.516	12	95 S. DEROUE 31.655	12	69 J. BUIS 27.300
13	82 J. HYDE 37.172	13	78 J. FORAY 18.628	13	99 F. GOMEZ 31.671	13	78 J. FORAY 27.473
14	97 M. KAPPLER 37.258	14	30 D. BLIN 18.671	14	65 J. FACCO 31.869	14	30 D. BLIN 27.485
15	65 J. FACCO 37.545	15	27 F. ROVELLI 18.697	15	78 J. FORAY 32.043	15	27 F. ROVELLI 27.540
16	93 A. QUINET 37.789	16	82 J. HYDE 18.701	16	27 F. ROVELLI 32.081	16	12 R. DORE 27.601
17	78 J. FORAY 37.863	17	20 D. LOUREIRO 18.766	17	93 A. QUINET 32.105	17	93 A. QUINET 27.781
18	12 R. DORE 37.958	18	12 R. DORE 18.829	18	20 D. LOUREIRO 32.196	18	36 B. NEILA 27.782
19	20 D. LOUREIRO 38.268	19	93 A. QUINET 18.833	19	36 B. NEILA 32.579	19	77 V. SCHWARZ 28.019
20	32 A. PELIKANOVA 38.639	20	36 B. NEILA 18.850	20	77 V. SCHWARZ 32.750	20	82 J. HYDE 28.116
21	36 B. NEILA 38.657	21	44 T. BRAMICH 19.043	21	12 R. DORE 32.962	21	44 T. BRAMICH 28.257
22	77 V. SCHWARZ 38.826	22	77 V. SCHWARZ 19.092	22	44 T. BRAMICH 33.140	22	61 Y. OKAYA 28.871
23	44 T. BRAMICH 38.929	23	61 Y. OKAYA 19.327	23	61 Y. OKAYA 33.490	23	20 D. LOUREIRO 29.162
24	61 Y. OKAYA 38.972	24	32 A. PELIKANOVA 19.893	24	32 A. PELIKANOVA 33.643	24	32 A. PELIKANOVA 29.275

12/04/2019

These data/results cannot be reproduced, stored and/or transmitted in whole or in part by any manner of electronic, mechanical, photocopying, recording, broadcasting or otherwise now known or herein after developed without the previous express consent by the copyright owner, except for reproduction in daily press and regular printed publications on sale to the public within 60 days of the event related to those data/results and always provided that copyright symbol appears together as follows below.

© DORNA WSBK ORGANIZATION Srl 2019



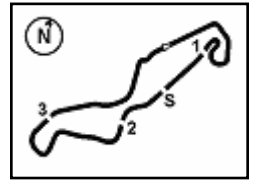
Official Fuel Supplier



Official Tyre Supplier



Official Timekeeper



TT Circuit Assen 4.542 m

Motul Dutch Round, 12-14 April 2019

Ideal Times Free Practice 1st Session Gr.B

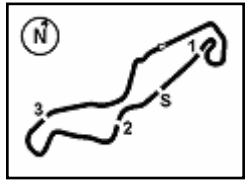
No.	Rider	Nat	Bike	Seg. 1	Seg. 2	Seg. 3	Seg. 4	Ideal Time			
				Diff. 1	Diff. 2	Diff. 3	Diff. 4	Best Lap	Pos.	Diff.	
1	88 B. IERACI	ITA	Kawasaki Ninja 400	36.758	18.218 +0.144	31.273	26.526 +0.298	1'52.775 1'53.217	2	0.442	
2	85 K. SABATUCCI	ITA	Yamaha YZF-R3	36.824	18.196 +0.111	31.448	26.662 +0.131	1'53.130 1'53.372	3	0.242	
3	25 A. VERDOIA	FRA	Yamaha YZF-R3	36.977 +0.138	18.381 +0.032	31.250	26.690	1'53.298 1'53.468	4	0.170	
4	14 E. DE LA VEGA	FRA	Kawasaki Ninja 400	37.043	18.406	31.469	26.889	1'53.807 1'53.807	5		
5	72 V. STEEMAN	NED	KTM RC 390 R	36.876	18.516	31.284	27.154	1'53.830 1'53.830	6		
6	54 B. SOFUOGLU	TUR	Kawasaki Ninja 400	36.936	18.441	31.405	27.075	1'53.857 1'53.857	7		
7	69 J. BUIS	NED	Kawasaki Ninja 400	36.854	18.508 +0.132	31.405	27.300 +0.087	1'54.067 1'54.286	9	0.219	
8	97 M. KAPPLER	GER	KTM RC 390 R	37.258	18.470	31.395	27.009 +0.219	1'54.132 1'54.351	10	0.219	
9	95 S. DEROUE	NED	Kawasaki Ninja 400	36.985	18.506	31.655	27.111	1'54.257 1'54.257	8		
10	3 M. PEDENEAU	FRA	Yamaha YZF-R3	37.127 +0.145	18.440 +0.318	31.501 +0.281	27.273 +0.090	1'54.341 1'55.175	13	0.834	
11	99 F. GOMEZ	ESP	Kawasaki Ninja 400	37.144	18.461	31.671	27.154	1'54.430 1'54.430	11		
12	30 D. BLIN	POL	Yamaha YZF-R3	36.950	18.671	31.584 +0.077	27.485 +0.294	1'54.690 1'55.061	12	0.371	
13	65 J. FACCO	ITA	Yamaha YZF-R3	37.545 +0.083	18.448	31.869 +0.338	27.067 +0.208	1'54.929 1'55.558	14	0.629	
14	27 F. ROVELLI	ITA	Kawasaki Ninja 400	37.158 +0.394	18.697 +0.146	32.081	27.540 +0.218	1'55.476 1'56.234	17	0.758	
15	82 J. HYDE	AUS	Kawasaki Ninja 400	37.172 +0.244	18.701 +0.138	31.524	28.116	1'55.513 1'55.895	15	0.382	
16	78 J. FORAY	FRA	Kawasaki Ninja 400	37.863 +0.126	18.628	32.043	27.473	1'56.007 1'56.133	16	0.126	
17	93 A. QUINET	FRA	Honda CBR500R	37.789 +0.159	18.833 +0.252	32.105	27.781 +0.079	1'56.508 1'56.998	18	0.490	
18	12 R. DORE	FRA	Yamaha YZF-R3	37.958 +0.780	18.829 +0.096	32.962	27.601	1'57.350 1'58.226	20	0.876	
19	36 B. NEILA	ESP	Yamaha YZF-R3	38.657	18.850	32.579 +0.038	27.782	1'57.868 1'57.906	19	0.038	
20	77 V. SCHWARZ	CZE	Kawasaki Ninja 400	38.826 +0.202	19.092	32.750 +0.021	28.019 +0.176	1'58.687 1'59.086	21	0.399	
21	44 T. BRAMICH	AUS	Kawasaki Ninja 400	38.929	19.043	33.140	28.257	1'59.369 1'59.369	22		
22	61 Y. OKAYA	JPN	Kawasaki Ninja 400	38.972	19.327 +0.188	33.490 +0.579	28.871 +0.070	2'00.660 2'01.497	23	0.837	
23	32 A. PELIKANOVA	CZE	Kawasaki Ninja 400	38.639	19.893	33.643	29.275 +0.437	2'01.450 2'01.887	24	0.437	
	20 D. LOUREIRO	RSA	Kawasaki Ninja 400	One or more sectors missing							
	21 B. SANCHEZ	ESP	Kawasaki Ninja 400	One or more sectors missing					1'53.051		
Overall Ideal Time				36.758	18.196	31.250	26.526	1'52.730			

12/04/2019

These data/results cannot be reproduced, stored and/or transmitted in whole or in part by any manner of electronic, mechanical, photocopying, recording, broadcasting or otherwise now known or herein after developed without the previous express consent by the copyright owner, except for reproduction in daily press and regular printed publications on sale to the public within 60 days of the event related to those data/results and always provided that copyright symbol appears together as follows below.

© DORNA WSBK ORGANIZATION Srl 2019





Motul Dutch Round, 12-14 April 2019

Chronological Analysis Free Practice 1st Session Gr.B

TT Circuit Assen 4.542 m

1 / 3

1° 21 B. SANCHEZ (1'53.051)								5° 14 E. DE LA VEGA (1'53.807)							
Lap	Seg.1	Seg.2	Seg.3	Seg.4	Lap Time	km/h	Local Time	Lap	Seg.1	Seg.2	Seg.3	Seg.4	Lap Time	km/h	Local Time
1							9:02'45.687	1		20.016	34.044	29.282		175,9	9:02'46.181
2					2'02.798		9:04'48.485	2	39.909	19.429	33.224	28.141	2'00.703	183,4	9:04'46.884
3					1'57.409		9:06'45.894	3	38.335	19.144	32.323	27.761	1'57.563	183,1	9:06'44.447
4					1'55.182		9:08'41.076	4	38.097	19.019	32.239	27.529	1'56.884	182,7	9:08'41.331
5					1'54.924		9:10'36.000	5	37.530	18.642	31.813	27.636	1'55.621	186,2	9:10'36.952
6					2'12.743P		9:12'48.743	6	38.178	19.073	32.506	38.596	2'08.353P	181,8	9:12'45.305
7					15'07.568P		9:27'56.311	7	8'01.204	19.150	32.416	27.710	9'20.480P	184,0	9:22'05.785
8					1'53.051		9:29'49.362	8	37.600	18.984	32.051	27.354	1'55.989	181,8	9:24'01.774
9					2'18.302P		9:32'07.664	9	37.057	18.715	31.828	27.188	1'54.788	183,7	9:25'56.562
								10	37.572	18.756	31.882	27.355	1'55.565	184,0	9:27'52.127
								11	38.398	18.746	31.756	27.401	1'56.301	184,3	9:29'48.428
								12	37.043	18.406	31.469	26.889	1'53.807	190,5	9:31'42.235
2° 88 B. IERACI (1'53.217)								6° 72 V. STEEMAN (1'53.830)							
Lap	Seg.1	Seg.2	Seg.3	Seg.4	Lap Time	km/h	Local Time	Lap	Seg.1	Seg.2	Seg.3	Seg.4	Lap Time	km/h	Local Time
1		20.822	35.645	29.545		177,6	9:03'39.901	1		19.410	34.892	29.185		184,9	9:18'06.446
2	40.006	19.624	33.650	28.433	2'01.713	181,8	9:05'41.614	2	39.091	18.908	32.623	27.855	1'58.477	186,2	9:20'04.923
3	40.204	20.155	37.784	46.524	2'24.667P	174,2	9:08'06.281	3	37.765	18.757	31.713	27.340	1'55.575	184,9	9:22'00.498
4	2'14.303	19.057	32.829	27.995	3'34.184P	186,9	9:11'40.465	4	37.240	18.923	31.531	27.330	1'55.024	184,3	9:23'55.522
5	38.074	18.950	32.443	27.644	1'57.111	184,6	9:13'37.576	5	36.876	18.516	31.284	27.154	1'53.830	185,2	9:25'49.352
6	37.832	18.799	32.111	27.473	1'56.215	184,9	9:15'33.791	6	39.126	18.614	32.015	41.996	2'11.751P	184,0	9:28'01.103
7	37.714	19.110	33.374	41.998	2'12.196P	185,6	9:17'45.987								
8	6'52.610	21.140	32.506	26.860	8'13.116P	152,5	9:25'59.103								
9	37.260	18.218	31.622	26.526	1'53.626	190,1	9:27'52.729								
10	39.778	19.605	31.651	26.868	1'57.902	168,8	9:29'50.631								
11	36.758	18.362	31.273	26.824	1'53.217	188,2	9:31'43.848								
3° 85 K. SABATUCCI (1'53.372)								7° 54 B. SOFUOGLU (1'53.857)							
Lap	Seg.1	Seg.2	Seg.3	Seg.4	Lap Time	km/h	Local Time	Lap	Seg.1	Seg.2	Seg.3	Seg.4	Lap Time	km/h	Local Time
1		21.376	35.240	29.322		171,7	9:03'13.498	1		21.110	35.225	29.311		180,9	9:03'13.665
2	39.492	19.649	33.160	28.227	2'00.528	181,8	9:05'14.026	2	38.940	24.089	33.430	28.668	2'05.127	134,8	9:05'18.792
3	38.711	19.460	32.986	41.953	2'13.110P	181,2	9:07'27.136	3	38.399	19.174	33.008	28.112	1'58.693	183,4	9:07'17.485
4	1'43.635	19.383	32.822	27.982	3'03.822P	180,3	9:10'30.958	4	37.866	19.039	32.573	27.955	1'57.433	182,7	9:09'14.918
5	38.508	18.920	32.541	27.472	1'57.441	185,6	9:12'28.399	5	37.626	19.047	32.317	27.770	1'56.760	178,5	9:11'11.678
6	37.887	18.813	32.620	27.593	1'56.913	183,7	9:14'25.312	6	37.353	18.737	32.563	27.803	1'56.456	183,7	9:13'08.134
7	37.793	18.720	32.117	27.026	1'55.656	187,8	9:16'20.968	7	37.568	18.820	32.005	27.712	1'56.105	182,4	9:15'04.239
8	37.271	18.548	32.701	27.532	1'56.052	185,6	9:18'17.020	8	37.517	18.736	32.096	27.779	1'56.128	183,7	9:17'00.367
9	38.041	18.621	32.373	27.397	1'56.432	184,6	9:20'13.452	9	37.521	18.746	32.128	27.512	1'55.907	183,4	9:18'56.274
10	37.710	18.480	32.196	27.158	1'55.544	184,3	9:22'08.996	10	37.246	18.872	32.670	39.225	2'08.013P	189,5	9:21'04.287
11	37.424	18.530	31.925	26.855	1'54.734	184,3	9:24'03.730	11	3'57.623	18.858	32.142	27.410	5'16.033P	183,4	9:26'20.320
12	37.269	18.645	32.067	26.952	1'54.933	188,5	9:25'58.663	12	37.355	20.256	34.925	27.321	1'59.857	169,8	9:28'20.177
13	37.235	18.196	31.627	26.662	1'53.720	191,2	9:27'52.383	13	36.936	18.441	31.405	27.075	1'53.857	185,6	9:30'14.034
14	38.737	18.269	34.681	26.815	1'58.502	187,8	9:29'50.885								
15	36.824	18.307	31.448	26.793	1'53.372	188,2	9:31'44.257								
4° 25 A. VERDOÑA (1'53.468)								8° 95 S. DEROUÉ (1'54.257)							
Lap	Seg.1	Seg.2	Seg.3	Seg.4	Lap Time	km/h	Local Time	Lap	Seg.1	Seg.2	Seg.3	Seg.4	Lap Time	km/h	Local Time
1		21.349	34.452	29.478		181,8	9:02'40.735	1		18.961	32.060	27.734		181,5	9:20'23.930
2	39.003	19.455	33.024	28.178	1'59.660	184,0	9:04'40.395	2	37.510	18.579	31.827	27.195	1'55.111	184,0	9:22'19.041
3	37.908	19.120	32.460	28.396	1'57.884	184,3	9:06'38.279	3	36.985	18.506	31.655	27.111	1'54.257	183,7	9:24'13.298
4	38.252	18.843	32.216	27.851	1'57.162	184,6	9:08'35.441	4	38.305	19.058	32.559	35.872	2'05.794P	182,7	9:26'19.092
5	37.787	18.745	32.090	27.335	1'55.957	184,6	9:10'31.398								
6	37.956	19.222	32.847	28.491	1'58.516	183,1	9:12'29.914								
7	37.676	18.623	31.799	27.351	1'55.449	186,2	9:14'25.363								
8	37.376	18.645	31.807	27.410	1'55.238	184,6	9:16'20.601								
9	37.520	18.928	32.643	42.976	2'12.067P	183,4	9:18'32.668								
10	2'21.528	18.896	32.037	27.444	3'39.905P	181,8	9:22'12.573								
11	37.178	18.609	31.471	26.985	1'54.243	183,4	9:24'06.816								
12	36.977	18.381	31.459	26.893	1'53.710	186,2	9:26'00.526								
13	37.115	18.413	31.250	26.690	1'53.468	191,2	9:27'53.994								
14	37.353	18.440	31.324	27.066	1'54.183	191,5	9:29'48.177								
15	37.048	18.458	31.456	27.193	1'54.155	185,9	9:31'42.332								
9° 69 J. BUIS (1'54.286)								10° 97 M. KAPPLER (1'54.351)							
Lap	Seg.1	Seg.2	Seg.3	Seg.4	Lap Time	km/h	Local Time	Lap	Seg.1	Seg.2	Seg.3	Seg.4	Lap Time	km/h	Local Time
1							9:07'34.637	1		20.106	34.923	29.099		178,8	9:07'34.637
2	39.783	19.137	32.972	28.339	2'00.231	184,0	9:09'34.868	2	38.569	18.959	32.497	27.770	1'57.795	183,4	9:11'32.663
3	38.569	18.959	32.497	27.770	1'57.795	183,4	9:13'32.663	3	37.936	19.002	33.588	45.358	2'15.884P	184,3	9:13'48.547
4	37.936	19.002	33.588	45.358	2'15.884P	184,3	9:13'48.547	4	37.936	19.002	33.588	45.358	2'15.884P	184,3	9:13'48.547
5	5'54.854	19.199	32.781	27.891	7'14.725P	183,7	9:21'03.272	5	5'54.854	19.199	32.781	27.891	7'14.725P	183,7	9:21'03.272
6	37.897	18.926	32.004	27.427	1'56.254	184,6	9:22'59.526	6	37.897	18.926	32.004	27.427	1'56.254	184,6	9:22'59.526
7	37.530	18.640	31.489	27.456	1'55.115	183,7	9:24'54.641	7	37.530	18.640	31.489	27.456	1'55.115	183,7	9:24'54.641
8	37.138	18.508	31.477	27.300	1'54.423	184,3	9:26'49.064	8	37.138	18.508	31.477	27.300	1'54.423	184,3	9:26'49.064
9	36.854	18.640	31.405	27.387	1'54.286	184,3	9:28'43.350	9	36.854	18.640	31.405	27.387	1'54.286	184,3	9:28'43.350
10	36.902	18.671	32.184	27.402	1'55.159	184,3	9:30'38.509	10	36.902	18.671	32.184	27.402	1'55.159	184,3	9:30'38.509
10° 97 M. KAPPLER (1'54.351)															
Lap	Seg.1	Seg.2	Seg.3	Seg.4	Lap Time	km/h	Local Time								

12/04/2019 P = Pits In/Out - C = Lap Time Cancelled

These data/results cannot be reproduced, stored and/or transmitted in whole or in part by any manner of electronic, mechanical, photocopying, recording, broadcasting or otherwise now known or herein after developed without the previous express consent by the copyright owner, except for reproduction in daily press and regular printed publications on sale to the public within 60 days of the event related to those data/results and always provided that copyright symbol appears together as follows below.

© DORNA WSBK ORGANIZATION Srl 2019



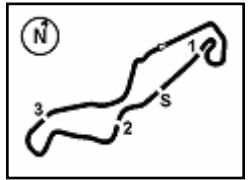
Official Fuel Supplier



Official Tyre Supplier



Official Timekeeper



Motul Dutch Round, 12-14 April 2019

Chronological Analysis Free Practice 1st Session Gr.B

TT Circuit Assen 4.542 m

2 / 3

1		20.059	36.102	29.037		184,9	9:18'06.176
2	39.935	19.177	33.749	28.265	2'01.126	188,8	9:20'07.302
3	38.869	19.099	32.753	27.508	1'58.229	185,6	9:22'05.531
4	38.323	18.731	31.899	27.208	1'56.161	188,5	9:24'01.692
5	37.898	18.593	32.463	27.135	1'56.089	189,8	9:25'57.781
6	37.414	18.530	31.579	27.009	1'54.532	188,2	9:27'52.313
7	37.734	18.774	31.638	27.386	1'55.532	184,3	9:29'47.845
8	37.258	18.470	31.395	27.228	1'54.351	186,5	9:31'42.196

2	40.101	19.760	33.554	28.025	2'01.440	180,9	9:12'45.996
3	39.435	19.420	33.447	40.919	2'13.221P	181,5	9:14'59.217
4	1'53.415	19.259	32.674	27.892	3'13.240P	180,0	9:18'12.457
5	38.593	19.006	32.381	27.570	1'57.550	182,7	9:20'10.007
6	38.276	18.708	31.869	27.158	1'56.011	183,4	9:22'06.018
7	38.203	18.581	31.981	27.379	1'56.144	184,3	9:24'02.162
8	37.775	18.450	32.509	27.067	1'55.801	188,8	9:25'57.963
9	37.628	18.448	32.207	27.275	1'55.558	186,5	9:27'53.521
10	38.524	18.499	31.983	29.030	1'58.036	186,9	9:29'51.557
11	37.545	18.560	32.451	42.318	2'10.874P	185,9	9:32'02.431

11° 99 F. GOMEZ (1'54.430)

Lap	Seg.1	Seg.2	Seg.3	Seg.4	Lap Time	km/h	Local Time
1		21.313	35.957	31.623		177,6	9:02'32.953
2	39.473	20.113	34.604	29.330	2'03.520	184,3	9:04'36.473
3	38.878	19.675	33.583	28.773	2'00.909	181,2	9:06'37.382
4	39.233	19.308	33.000	28.386	1'59.927	180,3	9:08'37.309
5	38.644	19.451	32.929	28.460	1'59.484	179,4	9:10'36.793
6	38.609	19.004	32.299	28.337	1'58.249	187,8	9:12'35.042
7	38.146	18.967	32.774	27.929	1'57.816	185,2	9:14'32.858
8	38.324	18.960	32.853	38.416	2'08.553P	184,6	9:16'41.411
9	2'34.319	18.983	32.998	27.775	3'54.075P	184,0	9:20'35.486
10	37.955	18.836	32.242	28.335	1'57.368	181,8	9:22'32.854
11	37.754	18.609	32.182	27.352	1'55.897	183,7	9:24'28.751
12	37.533	18.668	32.048	27.314	1'55.563	184,9	9:26'24.314
13	37.156	18.607	31.792	27.283	1'54.838	183,7	9:28'19.152
14	37.144	18.461	31.671	27.154	1'54.430	184,3	9:30'13.582

15° 82 J. HYDE (1'55.895)

Lap	Seg.1	Seg.2	Seg.3	Seg.4	Lap Time	km/h	Local Time
1		23.876	38.700	32.293		158,1	9:03'18.978
2	42.830	20.306	36.666	31.045	2'10.847	177,3	9:05'29.825
3	42.384	20.156	34.713	29.854	2'07.107	175,3	9:07'36.932
4	39.780	19.508	33.525	29.565	2'02.378	179,7	9:09'39.310
5	39.334	19.324	34.126	41.532	2'14.316P	186,5	9:11'53.626
6	3'36.993	20.022	33.588	29.745	5'00.348P	177,9	9:16'53.974
7	39.087	19.351	32.841	28.969	2'00.248	180,3	9:18'54.222
8	38.783	19.411	33.168	28.705	2'00.067	181,2	9:20'54.289
9	40.279	20.120	36.089	30.441	2'06.929	175,9	9:23'01.218
10	38.120	19.058	32.224	28.476	1'57.878	180,9	9:24'59.096
11	37.703	18.897	31.961	28.251	1'56.812	182,4	9:26'55.908
12	37.416	18.839	31.524	28.116	1'55.895	182,4	9:28'51.803
13	37.172	18.701	33.634	41.147	2'10.654P	181,8	9:31'02.457

12° 30 D. BLIN (1'55.061)

Lap	Seg.1	Seg.2	Seg.3	Seg.4	Lap Time	km/h	Local Time
1		20.379	34.342	28.947		173,4	9:02'46.904
2	40.266	19.896	33.125	28.610	2'01.897	183,4	9:04'48.801
3	39.305	19.409	32.476	27.960	1'59.150	183,1	9:06'47.951
4	38.304	19.048	32.418	27.958	1'57.728	183,7	9:08'45.679
5	37.951	18.875	32.790	27.704	1'57.320	187,5	9:10'42.999
6	37.734	18.821	31.992	27.576	1'56.123	185,6	9:12'39.122
7	37.271	18.778	31.741	27.485	1'55.275	190,1	9:14'34.397
8	37.541	18.860	31.788	27.938	1'56.127	181,5	9:16'30.524
9	37.733	19.811	38.068	28.400	2'04.012	160,0	9:18'34.536
10	37.648	18.777	31.744	27.507	1'55.676	181,5	9:20'30.212
11	37.390	19.684	31.836	27.817	1'56.727	184,6	9:22'26.939
12	37.222	18.870	31.633	27.752	1'55.477	182,7	9:24'22.416
13	37.259	18.822	31.584	27.539	1'55.204	181,2	9:26'17.620
14	37.136	19.037	32.179	27.944	1'56.296	179,7	9:28'13.916
15	36.950	18.671	31.661	27.779	1'55.061	182,1	9:30'08.977

16° 78 J. FORAY (1'56.133)

Lap	Seg.1	Seg.2	Seg.3	Seg.4	Lap Time	km/h	Local Time
1		21.181	36.576	31.798		178,5	9:02'29.125
2	42.427	20.191	35.296	29.878	2'07.792	182,7	9:04'36.917
3	39.433	19.461	33.634	28.770	2'01.298	186,2	9:06'38.215
4	38.836	19.194	33.176	28.222	1'59.428	190,8	9:08'37.643
5	38.651	19.058	32.910	39.455	2'10.074P	190,1	9:10'47.717
6	4'43.647	19.612	33.811	29.816	6'06.886P	186,5	9:16'54.603
7	38.909	19.184	33.255	28.584	1'59.932	186,9	9:18'54.535
8	38.689	18.940	33.303	40.605	2'11.537P	188,8	9:21'06.072
9	1'31.459	19.433	32.939	28.042	2'51.873P	182,4	9:23'57.945
10	38.583	19.033	32.829	28.028	1'58.473	185,2	9:25'56.418
11	38.049	18.807	32.795	27.532	1'57.183	188,2	9:27'53.601
12	37.863	18.671	32.174	27.528	1'56.236	188,2	9:29'49.837
13	37.989	18.628	32.043	27.473	1'56.133	191,2	9:31'45.970

13° 3 M. PEDENEAU (1'55.175)

Lap	Seg.1	Seg.2	Seg.3	Seg.4	Lap Time	km/h	Local Time
1		21.475	36.311	30.068		181,8	9:02'46.467
2	40.940	19.453	33.171	28.454	2'02.018	187,8	9:04'48.485
3	39.784	19.586	32.715	28.043	2'00.128	182,7	9:06'48.613
4	38.034	18.856	32.493	27.785	1'57.168	189,1	9:08'45.781
5	37.693	18.772	32.494	27.839	1'56.798	184,6	9:10'42.579
6	37.860	18.923	32.031	27.608	1'56.422	185,2	9:12'39.001
7	37.272	18.758	31.782	27.363	1'55.175	186,9	9:14'34.176
8	38.264	19.092	32.185	27.733	1'57.274	183,1	9:16'31.450
9	37.497	18.911	41.763	45.409	2'23.580P	187,8	9:18'55.030
10	4'46.670	19.033	32.710	27.764	6'06.177P	183,7	9:25'01.207
11	37.368	19.032	31.968	27.273	1'55.641	185,2	9:26'56.848
12	37.127	18.735	31.501	27.951	1'55.314	186,2	9:28'52.162
13	37.416	18.440	32.473	27.808	1'56.137	188,8	9:30'48.299

17° 27 F. ROVELLI (1'56.234)

Lap	Seg.1	Seg.2	Seg.3	Seg.4	Lap Time	km/h	Local Time
1		20.309	35.030	29.448		179,7	9:05'55.227
2	39.065	19.171	32.985	28.098	1'59.319	181,5	9:07'54.546
3	38.831	19.351	32.499	28.171	1'58.852	184,0	9:09'53.398
4	38.066	18.999	32.585	28.033	1'57.683	181,8	9:11'51.081
5	37.876	19.020	32.477	27.540	1'56.913	187,2	9:13'47.994
6	37.552	18.843	32.081	27.758	1'56.234	183,4	9:15'44.228
7	37.653	18.834	32.174	28.845	1'57.506	182,4	9:17'41.734
8	38.923	19.063	32.725	37.989	2'08.700P	181,8	9:19'50.434
9	6'07.968	19.310	32.817	28.052	7'28.147P	184,0	9:27'18.581
10	37.649	18.867	32.266	27.695	1'56.477	180,9	9:29'15.058
11	37.158	18.697	32.380	28.154	1'56.389	182,4	9:31'11.447

14° 65 J. FACCO (1'55.558)

Lap	Seg.1	Seg.2	Seg.3	Seg.4	Lap Time	km/h	Local Time
1		20.669	35.899	28.433		180,3	9:10'44.556

18° 93 A. QUINET (1'56.998)

Lap	Seg.1	Seg.2	Seg.3	Seg.4	Lap Time	km/h	Local Time
1		20.119	34.327	29.850		173,6	9:03'54.160
2	39.404	20.019	33.649	28.966	2'02.038	176,8	9:05'56.198
3	38.429	19.125	32.789	28.354	1'58.697	181,8	9:07'54.895
4	38.313	19.572	32.721	28.049	1'58.655	179,7	9:09'53.550

12/04/2019 P = Pits In/Out - C = Lap Time Cancelled

These data/results cannot be reproduced, stored and/or transmitted in whole or in part by any manner of electronic, mechanical, photocopying, recording, broadcasting or otherwise now known or herein after developed without the previous express consent by the copyright owner, except for reproduction in daily press and regular printed publications on sale to the public within 60 days of the event related to those data/results and always provided that copyright symbol appears together as follows below.

© DORNA WSBK ORGANIZATION Srl 2019



Official Fuel Supplier

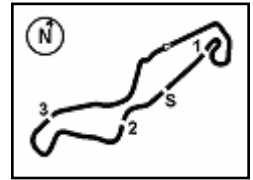


FKR PERGOIA TIMING

Official Tyre Supplier



Official Timekeeper



TT Circuit Assen 4.542 m

Motul Dutch Round, 12-14 April 2019

Chronological Analysis Free Practice 1st Session Gr.B

3 / 3

5	38.298	18.833	32.140	28.045	1'57.316	181,8	9:11'50.866	4	39.841	19.338	34.201	28.698	2'02.078	183,4	9:11'40.717
6	37.789	19.065	32.244	28.151	1'57.249	180,6	9:13'48.115	5	38.929	19.043	33.140	28.257	1'59.369	185,6	9:13'40.086
7	38.068	18.916	32.250	27.897	1'57.131	181,5	9:15'45.246	6	39.035	19.367	33.719	40.509	2'12.630P	183,1	9:15'52.716
8	37.902	19.094	32.442	40.547	2'09.985P	180,3	9:17'55.231								
9	4'01.616	19.230	32.294	28.188	5'21.328P	177,9	9:23'16.559								
10	37.959	19.132	32.503	27.781	1'57.375	178,8	9:25'13.934								
11	37.830	19.052	32.490	27.791	1'57.163	178,5	9:27'11.097								
12	37.897	19.136	32.153	27.917	1'57.103	177,9	9:29'08.200								
13	37.948	19.085	32.105	27.860	1'56.998	178,8	9:31'05.198								

23°		61 Y. OKAYA (1'01.497)						
Lap	Seg.1	Seg.2	Seg.3	Seg.4	Lap Time	km/h	Local Time	
1			22.771	37.287	31.320	177,3	9:02'45.459	
2	41.969	21.008	35.674	30.299	2'08.950	184,9	9:04'54.409	
3	40.083	20.258	35.381	29.760	2'05.482	180,0	9:06'59.891	
4	39.869	19.895	34.707	29.500	2'03.971	182,1	9:09'03.862	
5	39.304	19.546	35.022	29.575	2'03.447	185,2	9:11'07.309	
6	40.058	19.926	35.282	28.877	2'04.143	182,4	9:13'11.452	
7	39.636	19.680	34.278	29.033	2'02.627	182,4	9:15'14.079	
8	40.918	20.804	37.968	43.601	2'23.291P	180,3	9:17'37.370	
9	3'21.567	20.575	34.875	29.511	4'46.528P	180,3	9:22'23.898	
10	39.435	19.664	33.490	32.155	2'04.744	181,2	9:24'28.642	
11	39.987	19.571	34.246	28.871	2'02.675	184,0	9:26'31.317	
12	38.972	19.515	34.069	28.941	2'01.497	182,1	9:28'32.814	
13	39.016	19.327	42.876	32.524	2'13.743	182,7	9:30'46.557	

19°		36 B. NEILA (1'57.906)						
Lap	Seg.1	Seg.2	Seg.3	Seg.4	Lap Time	km/h	Local Time	
1		20.726	35.645	29.113		180,0	9:02'41.867	
2	40.227	19.404	33.509	28.639	2'01.779	181,8	9:04'43.646	
3	39.547	19.343	33.353	28.313	2'00.556	182,1	9:06'44.202	
4	39.371	18.956	32.726	28.136	1'59.189	183,1	9:08'43.391	
5	39.336	19.191	33.264	28.007	1'59.798	182,1	9:10'43.189	
6	38.768	19.060	32.579	27.994	1'58.401	183,1	9:12'41.590	
7	39.771	19.335	33.235	40.040	2'12.381P	181,5	9:14'53.971	
8					5'34.623P		9:20'28.594	
9					2'09.770P		9:22'38.364	
10			33.428	28.406	3'36.143P		9:26'14.507	
11	39.399	19.233	32.699	27.893	1'59.224	178,2	9:28'13.731	
12	38.657	18.850	32.617	27.782	1'57.906	183,4	9:30'11.637	

24°		32 A. PELIKANOVA (2'01.887)						
Lap	Seg.1	Seg.2	Seg.3	Seg.4	Lap Time	km/h	Local Time	
1			24.370	36.235	32.746	155,2	9:05'19.898	
2	41.173	21.409	35.967	31.904	2'10.453	178,2	9:07'30.351	
3	40.928	21.050	36.630	31.330	2'09.938	179,1	9:09'40.289	
4	39.599	20.515	35.050	30.662	2'05.826	183,7	9:11'46.115	
5	39.759	20.925	34.342	29.656	2'04.682	181,5	9:13'50.797	
6	39.207	24.567	36.564	51.590	2'31.928P	181,5	9:16'22.725	
7	4'43.790	20.979	35.184	30.218	6'10.171P	179,4	9:22'32.896	
8	40.161	20.497	34.426	29.762	2'04.846	179,7	9:24'37.742	
9	39.275	20.201	34.004	29.275	2'02.755	180,6	9:26'40.497	
10	39.267	20.243	34.582	29.581	2'03.673	180,6	9:28'44.170	
11	38.639	19.893	33.643	29.712	2'01.887	181,8	9:30'46.057	

20°		12 R. DORE (1'58.226)						
Lap	Seg.1	Seg.2	Seg.3	Seg.4	Lap Time	km/h	Local Time	
1		21.216	34.694	31.106		178,8	9:02'15.587	
2	41.087	20.187	1'09.718	33.293	2'44.285	181,2	9:04'59.872	
3	40.196	19.721	33.631	29.717	2'03.265	180,6	9:07'03.137	
4	39.065	19.429	33.061	28.832	2'00.387	182,4	9:09'03.524	
5	39.206	19.373	33.989	49.879	2'22.447P	182,1	9:11'25.971	
6	1'06.838	19.411	33.774	28.908	2'28.931P	183,4	9:13'54.902	
7	39.348	19.757	33.325	28.942	2'01.372	183,4	9:15'56.274	
8	39.165	19.543	33.402	28.887	2'00.997	182,4	9:17'57.271	
9	39.046	19.440	34.572	45.661	2'18.719P	183,1	9:20'15.990	
10	2'23.691	19.292	33.143	28.295	3'44.421P	181,8	9:24'00.411	
11	38.738	18.925	32.962	27.601	1'58.226	184,6	9:25'58.637	
12	38.642	18.829	33.029	27.766	1'58.266	186,2	9:27'56.903	
13	37.958	19.033	33.245	27.987	1'58.223C	184,3	9:29'55.126	
14	38.394	18.970	33.565	28.387	1'59.316	184,3	9:31'54.442	

25°		20 D. LOUREIRO						
Lap	Seg.1	Seg.2	Seg.3	Seg.4	Lap Time	km/h	Local Time	
1			20.687	35.310	29.162	176,5	9:07'09.862	
2	38.268	18.766	32.196	39.211	2'08.441P	181,5	9:09'18.303	
3	2'24.352	30.766	43.116	48.430	4'26.664P	83,9	9:13'44.967	
4	15'29.085	20.741	34.647	30.381	16'54.854P	164,9	9:30'39.821	

21°		77 V. SCHWARZ (1'59.086)						
Lap	Seg.1	Seg.2	Seg.3	Seg.4	Lap Time	km/h	Local Time	
1		21.932	36.196	31.202		171,7	9:03'06.136	
2	41.927	21.392	35.592	30.132	2'09.043	177,9	9:05'15.179	
3	39.488	19.792	33.787	29.117	2'02.184	178,8	9:07'17.363	
4	38.948	19.457	33.099	28.697	2'00.201	181,2	9:09'17.564	
5	38.832	19.564	32.784	29.009	2'00.189	178,8	9:11'17.753	
6	39.277	19.348	32.750	28.609	1'59.984	178,8	9:13'17.737	
7	39.080	19.432	33.051	28.574	2'00.137	179,4	9:15'17.874	
8	39.407	19.907	34.182	43.714	2'17.210P	173,9	9:17'35.084	
9	4'22.546	19.483	33.349	28.488	5'43.866P	177,9	9:23'18.950	
10	39.206	19.312	33.276	28.404	2'00.198	179,1	9:25'19.148	
11	38.826	19.645	33.053	28.019	1'59.543	178,5	9:27'18.691	
12	38.855	19.172	32.981	28.579	1'59.587	179,7	9:29'18.278	
13	39.028	19.092	32.771	28.195	1'59.086	178,8	9:31'17.364	

22°		44 T. BRAMICH (1'59.369)						
Lap	Seg.1	Seg.2	Seg.3	Seg.4	Lap Time	km/h	Local Time	
1		21.277	37.252	31.256		177,3	9:05'28.827	
2	42.030	20.350	34.989	29.486	2'06.855	176,2	9:07'35.682	
3	40.337	19.471	34.081	29.068	2'02.957	183,1	9:09'38.639	

12/04/2019 P = Pits In/Out - C = Lap Time Cancelled

These data/results cannot be reproduced, stored and/or transmitted in whole or in part by any manner of electronic, mechanical, photocopying, recording, broadcasting or otherwise now known or herein after developed without the previous express consent by the copyright owner, except for reproduction in daily press and regular printed publications on sale to the public within 60 days of the event related to those data/results and always provided that copyright symbol appears together as follows below.

© DORNA WSBK ORGANIZATION Srl 2019



Official Fuel Supplier



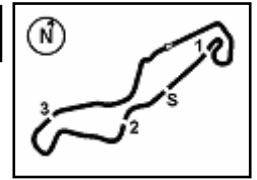
FKR PERGOIA TIMING

Official Tyre Supplier



SWISS WATCHES SINCE 1853

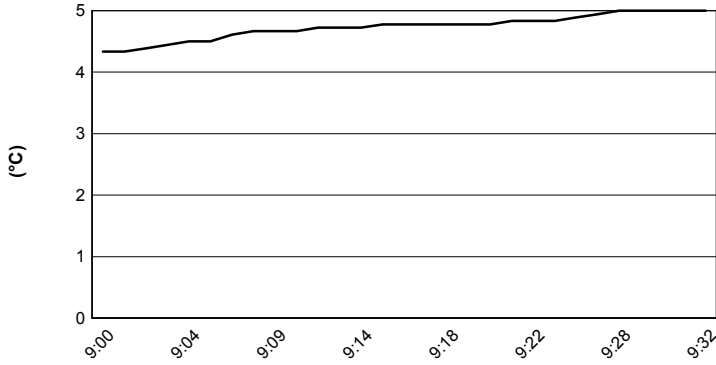
Official Timekeeper



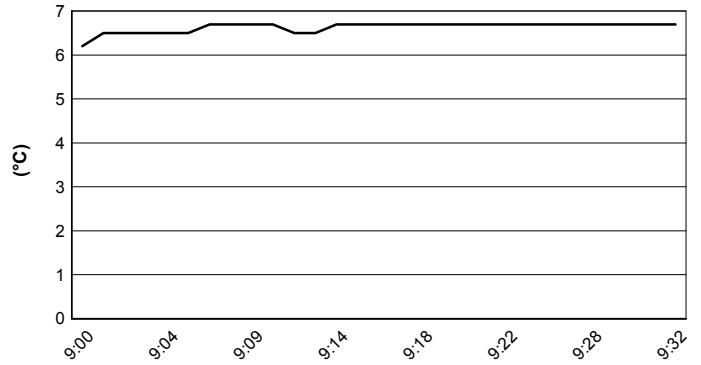
TT Circuit Assen 4.542 m

Motul Dutch Round, 12-14 April 2019
Weather Report Free Practice 1st Session Gr.B
Session started 09:00 - Session ended 9:32

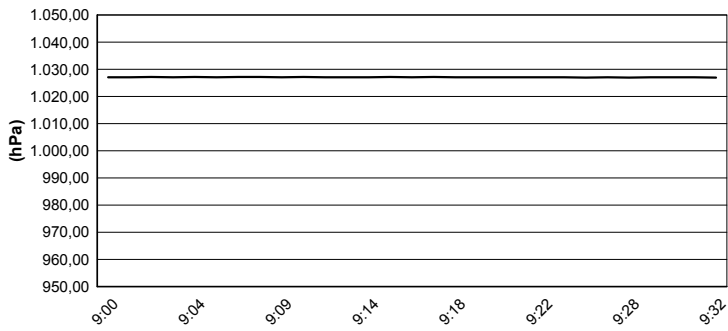
Air Temperature



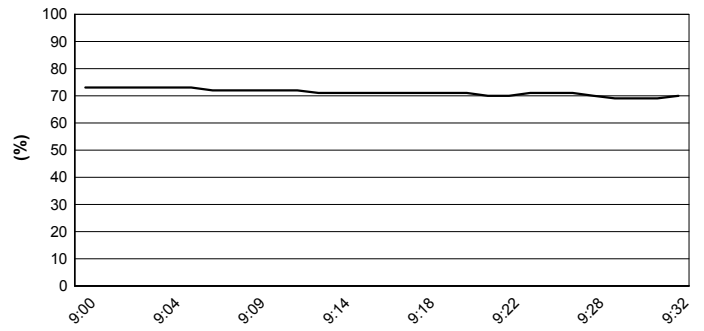
Track Temperature



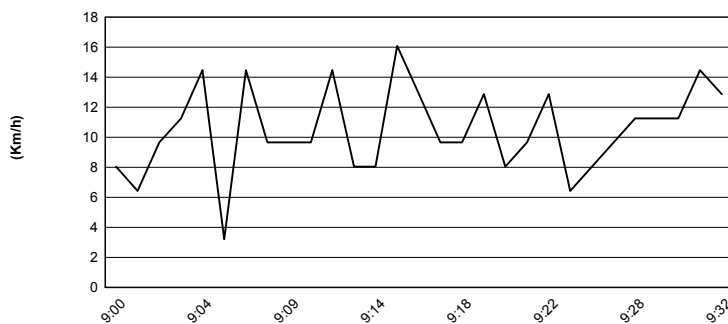
Air Pressure



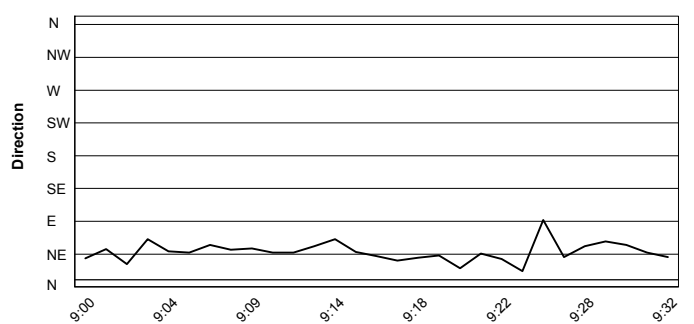
Humidity



Wind Speed



Wind Direction



12/04/2019

These data/results cannot be reproduced, stored and/or transmitted in whole or in part by any manner of electronic, mechanical, photocopying, recording, broadcasting or otherwise now known or herein after developed without the previous express consent by the copyright owner, except for reproduction in daily press and regular printed publications on sale to the public within 60 days of the event related to those data/results and always provided that copyright symbol appears together as follows below.

© DORNA WSBK ORGANIZATION Srl 2019



Official Fuel Supplier



FICR PERUGIA TIMING

Official Tyre Supplier



Official Timekeeper