

## Motul Dutch Round, 12-14 April 2019

### Free Practices Combined Results Gr.A

No.	Rider	Nat	Team	Bike	Class	FP1	FP2	FP3	Time	Gap	Rel.	Avg	LL
1	<b>18 M. GONZALEZ</b>	ESP	Kawasaki ParkinGO Team	Kawasaki Ninja 400	A	1'52.058	<b>1'50.934</b>	1'52.569	<b>1'50.934</b>			147,396	27
2	<b>6 R. SCHOTMAN</b>	NED	Kawasaki MOTOPOST	Kawasaki Ninja 400	A	1'52.021	<b>1'51.072</b>		<b>1'51.072</b>	0.138	0.138	147,213	18
3	<b>8 M. PEREZ</b>	ESP	Scuderia Maranga Racing	Kawasaki Ninja 400	A	1'52.052	<b>1'51.644</b>	1'53.104	<b>1'51.644</b>	0.710	0.572	146,458	26
4	<b>41 J. JAHNIG</b>	GER	Freudenberg KTM Junior Team	KTM RC 390 R	A	1'52.973	<b>1'51.668</b>	1'51.818	<b>1'51.668</b>	0.734	0.024	146,427	25
5	<b>1 A. CARRASCO</b>	ESP	Kawasaki Provec WorldSSP300	Kawasaki Ninja 400	A	1'53.149	<b>1'51.927</b>	1'52.696	<b>1'51.927</b>	0.993	0.259	146,088	32
6	<b>71 T. EDWARDS</b>	AUS	Kawasaki ParkinGO Team	Kawasaki Ninja 400	A		<b>1'52.020</b>	1'52.511	<b>1'52.020</b>	1.086	0.093	145,967	26
7	<b>64 H. DE CANCELLIS</b>	FRA	Team Trasimeno	Yamaha YZF-R3	A	1'53.282	<b>1'52.075</b>	1'53.390	<b>1'52.075</b>	1.141	0.055	145,895	30
8	<b>55 G. HENDRA PRATAMA</b>	INA	Semakin Di Depan Biblion Motoxrcing	Yamaha YZF-R3	A	1'53.542	<b>1'52.189</b>	1'53.162	<b>1'52.189</b>	1.255	0.114	145,747	28
9	<b>22 N. KALININ</b>	UKR	Nutec - RT Motorsports by SKM - Kawasaki	Kawasaki Ninja 400	A	<b>1'52.223</b>	1'52.371	1'52.657	<b>1'52.223</b>	1.289	0.034	145,703	26
10	<b>28 O. BONOLI</b>	ITA	Team Trasimeno	Yamaha YZF-R3	A	1'53.535	<b>1'52.242</b>	1'53.744	<b>1'52.242</b>	1.308	0.019	145,678	20
11	<b>42 M. GARCIA</b>	ESP	DS Junior Team	Kawasaki Ninja 400	A	1'53.378	1'53.524	<b>1'52.444</b>	<b>1'52.444</b>	1.510	0.202	145,416	29
12	<b>11 K. ARDUINI</b>	ITA	2R Racing Team	Kawasaki Ninja 400	A	1'53.287	1'52.761	<b>1'52.498</b>	<b>1'52.498</b>	1.564	0.054	145,347	30
13	<b>66 D. OTTEN</b>	NED	MTM Racing Team	Kawasaki Ninja 400	A	1'52.676	<b>1'52.662</b>	1'53.568	<b>1'52.662</b>	1.728	0.164	145,135	23
14	<b>15 M. BASTIANELLI</b>	ITA	Prodina IRCOS Kawasaki	Kawasaki Ninja 400	A	1'53.845	1'53.877	<b>1'52.684</b>	<b>1'52.684</b>	1.750	0.022	145,107	31
15	<b>17 K. MEUFFELS</b>	NED	Freudenberg KTM WorldSSP Team	KTM RC 390 R	A	1'53.911	<b>1'53.107</b>	1'54.738	<b>1'53.107</b>	2.173	0.423	144,564	21
16	<b>16 M. LUNA BAYEN</b>	ESP	Kawasaki GP Project	Kawasaki Ninja 400	A	<b>1'53.320</b>	1'54.349	1'54.342	<b>1'53.320</b>	2.386	0.213	144,292	32
17	<b>7 T. KAWAKAMI</b>	BRA	BCD Yamaha MS Racing	Yamaha YZF-R3	A	1'54.658	1'54.686	<b>1'53.333</b>	<b>1'53.333</b>	2.399	0.013	144,276	26
18	<b>47 F. HERNANDEZ MOYANO</b>	ESP	BCD Yamaha MS Racing	Yamaha YZF-R3	A	1'55.101	1'53.745	<b>1'53.719</b>	<b>1'53.719</b>	2.785	0.386	143,786	33
19	<b>13 D. IOZZO</b>	RSA	Nutec - RT Motorsports by SKM - Kawasaki	Kawasaki Ninja 400	A	1'55.300	1'54.202	<b>1'53.858</b>	<b>1'53.858</b>	2.924	0.139	143,610	30
20	<b>79 T. ALONSO</b>	POR	Kawasaki GP Project	Kawasaki Ninja 400	A	1'55.617	<b>1'54.013</b>	1'57.002	<b>1'54.013</b>	3.079	0.155	143,415	25
21	<b>52 O. KÖNIG</b>	CZE	ACCR Czech Talent Team - Willi Race	Kawasaki Ninja 400	A	1'55.720	1'55.322	<b>1'54.242</b>	<b>1'54.242</b>	3.308	0.229	143,128	28
22	<b>33 K. HARTMANN</b>	FRA	Team MHP Racing-Patrick Pons	Yamaha YZF-R3	A	1'55.922	1'54.986	<b>1'54.775</b>	<b>1'54.775</b>	3.841	0.533	142,463	31
23	<b>84 K. ALOISI</b>	ITA	DS Junior Team	Kawasaki Ninja 400	A	1'58.758	1'57.735	<b>1'55.272</b>	<b>1'55.272</b>	4.338	0.497	141,849	30
24	<b>19 B. MOLINA</b>	CHI	Terra e Moto	Yamaha YZF-R3	A	2'00.372	1'58.111	<b>1'57.709</b>	<b>1'57.709</b>	6.775	2.437	138,912	32
25	<b>9 S. NAUD</b>	FRA	Flembbo Leader Team	Kawasaki Ninja 400	A	2'01.552	<b>1'58.507</b>	1'58.991	<b>1'58.507</b>	7.573	0.798	137,977	28

Top 3 Average Time: 1'51.216

13/04/2019

These data/results cannot be reproduced, stored and/or transmitted in whole or in part by any manner of electronic, mechanical, photocopying, recording, broadcasting or otherwise now known or herein after developed without the previous express consent by the copyright owner, except for reproduction in daily press and regular printed publications on sale to the public within 60 days of the event related to those data/results and always provided that copyright symbol appears together as follows below.

© DORNA WSBK ORGANIZATION Srl 2019



Official Fuel Supplier

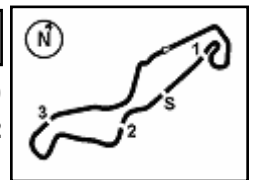


FKR PERUGIA TIMING

Official Tyre Supplier



Official Timekeeper



TT Circuit Assen 4.542 m

1 / 2

## Motul Dutch Round, 12-14 April 2019

### Results Free Practice 3rd Session Gr.A

No.	Rider	Nat	Team	Bike	Class	Time	Gap	Rel.	Laps	Speed	
										Avg	Max
1	41 J. JAHNIG	GER	Freudenberg KTM Junior Team	KTM RC 390 R	A	<b>1'51.818</b>			4	146,230	<b>198,9</b>
2	42 M. GARCIA	ESP	DS Junior Team	Kawasaki Ninja 400	A	<b>1'52.444</b>	0.626	0.626	6	145,416	<b>197,1</b>
3	11 K. ARDUINI	ITA	2R Racing Team	Kawasaki Ninja 400	A	<b>1'52.498</b>	0.680	0.054	5	145,347	<b>190,8</b>
4	71 T. EDWARDS	AUS	Kawasaki ParkinGO Team	Kawasaki Ninja 400	A	<b>1'52.511</b>	0.693	0.013	6	145,330	<b>190,8</b>
5	18 M. GONZALEZ	ESP	Kawasaki ParkinGO Team	Kawasaki Ninja 400	A	<b>1'52.569</b>	0.751	0.058	4	145,255	<b>188,8</b>
6	22 N. KALININ	UKR	Nutec - RT Motorsports by SKM - Kawasaki	Kawasaki Ninja 400	A	<b>1'52.657</b>	0.839	0.088	6	145,141	<b>191,8</b>
7	15 M. BASTIANELLI	ITA	Prodina IRCOS Kawasaki	Kawasaki Ninja 400	A	<b>1'52.684</b>	0.866	0.027	6	145,107	<b>195,3</b>
8	1 A. CARRASCO	ESP	Kawasaki Provec WorldSSP300	Kawasaki Ninja 400	A	<b>1'52.696</b>	0.878	0.012	6	145,091	<b>199,6</b>
9	8 M. PEREZ	ESP	Scuderia Maranga Racing	Kawasaki Ninja 400	A	<b>1'53.104</b>	1.286	0.408	6	144,568	
10	55 G. HENDRA PRATAMA	INA	Semakin Di Depan Biblion Motoxracing	Yamaha YZF-R3	A	<b>1'53.162</b>	1.344	0.058	6	144,494	<b>188,5</b>
11	7 T. KAWAKAMI	BRA	BCD Yamaha MS Racing	Yamaha YZF-R3	A	<b>1'53.333</b>	1.515	0.171	6	144,276	<b>193,9</b>
12	64 H. DE CANCELLIS	FRA	Team Trasimeno	Yamaha YZF-R3	A	<b>1'53.390</b>	1.572	0.057	6	144,203	<b>189,5</b>
13	66 D. OTTEN	NED	MTM Racing Team	Kawasaki Ninja 400	A	<b>1'53.568</b>	1.750	0.178	5	143,977	<b>188,5</b>
14	47 F. HERNANDEZ MOYANO	ESP	BCD Yamaha MS Racing	Yamaha YZF-R3	A	<b>1'53.719</b>	1.901	0.151	6	143,786	<b>197,8</b>
15	28 O. BONOLI	ITA	Team Trasimeno	Yamaha YZF-R3	A	<b>1'53.744</b>	1.926	0.025	4	143,754	
16	13 D. IOZZO	RSA	Nutec - RT Motorsports by SKM - Kawasaki	Kawasaki Ninja 400	A	<b>1'53.858</b>	2.040	0.114	6	143,610	<b>193,2</b>
17	52 O. KÖNIG	CZE	ACCR Czech Talent Team - Willi Race	Kawasaki Ninja 400	A	<b>1'54.242</b>	2.424	0.384	6	143,128	<b>190,8</b>
18	16 M. LUNA BAYEN	ESP	Kawasaki GP Project	Kawasaki Ninja 400	A	<b>1'54.342</b>	2.524	0.100	6	143,003	<b>188,8</b>
19	17 K. MEUFFELS	NED	Freudenberg KTM WorldSSP Team	KTM RC 390 R	A	<b>1'54.738</b>	2.920	0.396	2	142,509	<b>192,5</b>
20	33 K. HARTMANN	FRA	Team MHP Racing-Patrick Pons	Yamaha YZF-R3	A	<b>1'54.775</b>	2.957	0.037	6	142,463	<b>192,9</b>
21	84 K. ALOISI	ITA	DS Junior Team	Kawasaki Ninja 400	A	<b>1'55.272</b>	3.454	0.497	4	141,849	<b>195,3</b>
22	79 T. ALONSO	POR	Kawasaki GP Project	Kawasaki Ninja 400	A	<b>1'57.002</b>	5.184	1.730	2	139,751	<b>185,9</b>
23	19 B. MOLINA	CHI	Terra e Moto	Yamaha YZF-R3	A	<b>1'57.709</b>	5.891	0.707	6	138,912	<b>193,2</b>
24	9 S. NAUD	FRA	Flembo Leader Team	Kawasaki Ninja 400	A	<b>1'58.991</b>	7.173	1.282	6	137,415	<b>189,5</b>
----- Out 107% in this Session -----											
25	6 R. SCHOTMAN	NED	Kawasaki MOTOPOST	Kawasaki Ninja 400	A				0		<b>188,2</b>

Qualifying Lap Time (107% of 1'51.818): **1'59.646**

AIR	Humidity:	66%	Temp:	4°C
TRACK	Condition:	Dry	Temp:	7°C

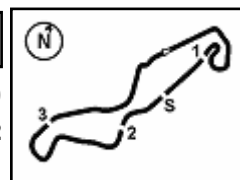
Records	Pole	(SP2)	2018	M.Perez	1'50.165	148,420	Km/h
	Race	(RC)	2018	A.Carrasco	1'50.483	148,000	Km/h
	All Times	(SP2)	2018	M.Perez	1'50.165	148,420	Km/h

Start 13/04/2019 10:35 End 10:50 The results are provisional until the end of the time limit for protests and appeals and the completion of the technical checks.

These data/results cannot be reproduced, stored and/or transmitted in whole or in part by any manner of electronic, mechanical, photocopying, recording, broadcasting or otherwise now known or herein after developed without the previous express consent by the copyright owner, except for reproduction in daily press and regular printed publications on sale to the public within 60 days of the event related to those data/results and always provided that copyright symbol appears together as follows below.

© DORNA WSBK ORGANIZATION Srl 2019




**Motul Dutch Round, 12-14 April 2019**
**Results Free Practice 3rd Session Gr.A**
**Session Highlights**

Local Time	No. Rider	Description
10.35.00		Start
10.39.56	8 M. PEREZ	Check Transponder
10.41.15	28 O. BONOLI	Check Transponder
10.43.00	8 M. PEREZ	Lap Cancelled (1'53.449) - Exceeded Track Limits - Turn 16
10.43.19	8 M. PEREZ	Lap Cancelled (1'52.787) - Exceeded Track Limits - Turn 16
10.44.35	6 R. SCHOTMAN	Crashed - Turn 9
10.44.53	71 T. EDWARDS	On Asphalt - Re-Joined - Turn 9
10.44.54	22 N. KALININ	On Asphalt - Re-Joined - Turn 9
10.45.05	18 M. GONZALEZ	On Asphalt - Re-Joined - Turn 9
10.45.20	18 M. GONZALEZ	Crashed - Turn 17
10.46.59	79 T. ALONSO	Crashed - Turn 15
10.47.51	11 K. ARDUINI	Crashed - Turn 5
10.48.15		RED FLAG - SESSION ENDED
10.50.10		End Of Session

**Fastest Laps Sequence**

No.	Rider	Nat	Team	Bike	Local Time	Time	Gap	Avg
18	M. GONZALEZ	ESP	Kawasaki ParkinGO Team	Kawasaki Ninja 400	10:39'15.617	<b>1'52.591</b>		145,227
18	M. GONZALEZ	ESP	Kawasaki ParkinGO Team	Kawasaki Ninja 400	10:41'08.186	<b>1'52.569</b>	-0.022	145,255
71	T. EDWARDS	AUS	Kawasaki ParkinGO Team	Kawasaki Ninja 400	10:41'10.077	<b>1'52.511</b>	-0.058	145,330
41	J. JAHNIG	GER	Freudenberg KTM Junior Team	KTM RC 390 R	10:41'15.035	<b>1'52.437</b>	-0.074	145,425
41	J. JAHNIG	GER	Freudenberg KTM Junior Team	KTM RC 390 R	10:43'06.853	<b>1'51.818</b>	-0.619	146,230

13/04/2019 Start 10:35 End 10:50 The results are provisional until the end of the time limit for protests and appeals and the completion of the technical checks.

These data/results cannot be reproduced, stored and/or transmitted in whole or in part by any manner of electronic, mechanical, photocopying, recording, broadcasting or otherwise now known or herein after developed without the previous express consent by the copyright owner, except for reproduction in daily press and regular printed publications on sale to the public within 60 days of the event related to those data/results and always provided that copyright symbol appears together as follows below.

© DORNA WSBK ORGANIZATION Srl 2019



Official Fuel Supplier



FIKR PERUGIA TIMING

Official Tyre Supplier



Official Timekeeper

## Motul Dutch Round, 12-14 April 2019

### Best Sectors & Speed Free Practice 3rd Session Gr.A

BEST LAP			LL	Int.
1	41 J. JAHNIG	KTM RC 390 R	4	FL
2	42 M. GARCIA	Kawasaki Ninja 400	6	FL
3	11 K. ARDUINI	Kawasaki Ninja 400	5	FL
4	71 T. EDWARDS	Kawasaki Ninja 400	6	FL
5	18 M. GONZALEZ	Kawasaki Ninja 400	4	FL
6	22 N. KALININ	Kawasaki Ninja 400	6	FL
7	15 M. BASTIANELLI	Kawasaki Ninja 400	6	FL
8	1 A. CARRASCO	Kawasaki Ninja 400	6	FL
9	8 M. PEREZ	Kawasaki Ninja 400	6	FL
10	55 G. HENDRA PRATAMA	Yamaha YZF-R3	6	FL
11	7 T. KAWAKAMI	Yamaha YZF-R3	6	FL
12	64 H. DE CANCELLIS	Yamaha YZF-R3	6	FL
13	66 D. OTTEN	Kawasaki Ninja 400	5	FL
14	47 F. HERNANDEZ MOYANO	Yamaha YZF-R3	6	FL
15	28 O. BONOLI	Yamaha YZF-R3	4	FL
16	13 D. IOZZO	Kawasaki Ninja 400	6	FL
17	52 O. KÖNIG	Kawasaki Ninja 400	6	FL
18	16 M. LUNA BAYEN	Kawasaki Ninja 400	6	FL
19	17 K. MEUFFELS	KTM RC 390 R	2	FL
20	33 K. HARTMANN	Yamaha YZF-R3	6	FL
21	84 K. ALOISI	Kawasaki Ninja 400	4	FL
22	79 T. ALONSO	Kawasaki Ninja 400	2	FL
23	19 B. MOLINA	Yamaha YZF-R3	6	FL
24	9 S. NAUD	Kawasaki Ninja 400	6	FL
25	6 R. SCHOTMAN	Kawasaki Ninja 400		FL

SPEED			
1	1 A. CARRASCO	Kawasaki Ninja 400	199,6
2	41 J. JAHNIG	KTM RC 390 R	198,9
3	47 F. HERNANDEZ MOYANO	Yamaha YZF-R3	197,8
4	42 M. GARCIA	Kawasaki Ninja 400	197,1
5	15 M. BASTIANELLI	Kawasaki Ninja 400	195,3
6	84 K. ALOISI	Kawasaki Ninja 400	195,3
7	7 T. KAWAKAMI	Yamaha YZF-R3	193,9
8	13 D. IOZZO	Kawasaki Ninja 400	193,2
9	19 B. MOLINA	Yamaha YZF-R3	193,2
10	33 K. HARTMANN	Yamaha YZF-R3	192,9
11	17 K. MEUFFELS	KTM RC 390 R	192,5
12	22 N. KALININ	Kawasaki Ninja 400	191,8
13	71 T. EDWARDS	Kawasaki Ninja 400	190,8
14	52 O. KÖNIG	Kawasaki Ninja 400	190,8
15	11 K. ARDUINI	Kawasaki Ninja 400	190,8
16	9 S. NAUD	Kawasaki Ninja 400	189,5
17	64 H. DE CANCELLIS	Yamaha YZF-R3	189,5
18	16 M. LUNA BAYEN	Kawasaki Ninja 400	188,8
19	18 M. GONZALEZ	Kawasaki Ninja 400	188,8
20	55 G. HENDRA PRATAMA	Yamaha YZF-R3	188,5
21	66 D. OTTEN	Kawasaki Ninja 400	188,5
22	6 R. SCHOTMAN	Kawasaki Ninja 400	188,2
23	79 T. ALONSO	Kawasaki Ninja 400	185,9

SEG. 1		
1	41 J. JAHNIG	36.351
2	55 G. HENDRA PRATAMA	36.361
3	22 N. KALININ	36.434
4	18 M. GONZALEZ	36.503
5	42 M. GARCIA	36.608
6	71 T. EDWARDS	36.628
7	64 H. DE CANCELLIS	36.686
8	11 K. ARDUINI	36.750
9	15 M. BASTIANELLI	36.767
10	13 D. IOZZO	36.870
11	1 A. CARRASCO	36.892
12	66 D. OTTEN	36.926
13	52 O. KÖNIG	36.971
14	7 T. KAWAKAMI	36.974
15	16 M. LUNA BAYEN	36.999
16	47 F. HERNANDEZ MOYAN	37.077
17	33 K. HARTMANN	37.119
18	84 K. ALOISI	37.145
19	17 K. MEUFFELS	37.758
20	79 T. ALONSO	37.873
21	19 B. MOLINA	38.407
22	9 S. NAUD	39.076

SEG. 2		
1	41 J. JAHNIG	17.695
2	11 K. ARDUINI	17.822
3	42 M. GARCIA	17.864
4	1 A. CARRASCO	17.875
5	71 T. EDWARDS	17.877
6	15 M. BASTIANELLI	17.918
7	22 N. KALININ	17.944
8	17 K. MEUFFELS	17.973
9	47 F. HERNANDEZ MOYAN	18.006
10	18 M. GONZALEZ	18.025
11	13 D. IOZZO	18.077
12	16 M. LUNA BAYEN	18.087
13	64 H. DE CANCELLIS	18.088
14	55 G. HENDRA PRATAMA	18.090
15	84 K. ALOISI	18.110
16	33 K. HARTMANN	18.128
17	7 T. KAWAKAMI	18.142
18	66 D. OTTEN	18.161
19	52 O. KÖNIG	18.305
20	79 T. ALONSO	18.501
21	19 B. MOLINA	18.589
22	6 R. SCHOTMAN	18.678
23	9 S. NAUD	18.876

SEG. 3		
1	22 N. KALININ	30.867
2	18 M. GONZALEZ	30.949
3	71 T. EDWARDS	31.013
4	64 H. DE CANCELLIS	31.050
5	41 J. JAHNIG	31.055
6	42 M. GARCIA	31.101
7	55 G. HENDRA PRATAMA	31.106
8	66 D. OTTEN	31.138
9	15 M. BASTIANELLI	31.191
10	7 T. KAWAKAMI	31.255
11	11 K. ARDUINI	31.264
12	1 A. CARRASCO	31.279
13	47 F. HERNANDEZ MOYAN	31.349
14	52 O. KÖNIG	31.483
15	33 K. HARTMANN	31.584
16	16 M. LUNA BAYEN	31.608
17	13 D. IOZZO	31.649
18	17 K. MEUFFELS	31.824
19	6 R. SCHOTMAN	31.894
20	79 T. ALONSO	31.982
21	84 K. ALOISI	32.301
22	19 B. MOLINA	32.595
23	9 S. NAUD	32.750

SEG. 4		
1	15 M. BASTIANELLI	26.529
2	41 J. JAHNIG	26.538
3	1 A. CARRASCO	26.542
4	42 M. GARCIA	26.566
5	22 N. KALININ	26.609
6	11 K. ARDUINI	26.637
7	47 F. HERNANDEZ MOYAN	26.804
8	7 T. KAWAKAMI	26.913
9	18 M. GONZALEZ	26.977
10	71 T. EDWARDS	26.990
11	17 K. MEUFFELS	27.018
12	84 K. ALOISI	27.142
13	55 G. HENDRA PRATAMA	27.165
14	13 D. IOZZO	27.181
15	52 O. KÖNIG	27.247
16	64 H. DE CANCELLIS	27.259
17	66 D. OTTEN	27.343
18	16 M. LUNA BAYEN	27.411
19	33 K. HARTMANN	27.507
20	19 B. MOLINA	27.548
21	79 T. ALONSO	27.698
22	9 S. NAUD	28.159

13/04/2019

These data/results cannot be reproduced, stored and/or transmitted in whole or in part by any manner of electronic, mechanical, photocopying, recording, broadcasting or otherwise now known or herein after developed without the previous express consent by the copyright owner, except for reproduction in daily press and regular printed publications on sale to the public within 60 days of the event related to those data/results and always provided that copyright symbol appears together as follows below.

© DORNA WSBK ORGANIZATION Srl 2019



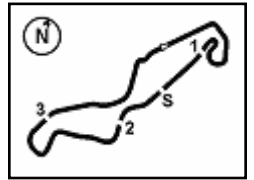
Official Fuel Supplier



Official Tyre Supplier



Official Timekeeper



## Motul Dutch Round, 12-14 April 2019

### Ideal Times Free Practice 3rd Session Gr.A

TT Circuit Assen 4.542 m

No.	Rider	Nat	Bike	Seg. 1	Seg. 2	Seg. 3	Seg. 4	Ideal Time			
				Diff. 1	Diff. 2	Diff. 3	Diff. 4	Best Lap	Pos.	Diff.	
1	41 J. JAHNIG	GER	KTM RC 390 R	36.351	17.695 +0.179	31.055	26.538	1'51.639	1	0.179	
2	22 N. KALININ	UKR	Kawasaki Ninja 400	36.434	17.944 +0.027	30.867 +0.117	26.609 +0.659	1'51.854	6	0.803	
3	42 M. GARCIA	ESP	Kawasaki Ninja 400	36.608	17.864 +0.093	31.101	26.566 +0.212	1'52.139	2	0.305	
4	15 M. BASTIANELLI	ITA	Kawasaki Ninja 400	36.767 +0.277	17.918 +0.002	31.191	26.529	1'52.405	7	0.279	
5	18 M. GONZALEZ	ESP	Kawasaki Ninja 400	36.503 +0.060	18.025	30.949	26.977 +0.055	1'52.454	5	0.115	
6	11 K. ARDUINI	ITA	Kawasaki Ninja 400	36.750 +0.025	17.822	31.264	26.637	1'52.473	3	0.025	
7	71 T. EDWARDS	AUS	Kawasaki Ninja 400	36.628	17.877	31.013 +0.003	26.990	1'52.508	4	0.003	
8	1 A. CARRASCO	ESP	Kawasaki Ninja 400	36.892	17.875 +0.108	31.279	26.542	1'52.588	8	0.108	
9	55 G. HENDRA PRATAMA	INA	Yamaha YZF-R3	36.361 +0.172	18.090 +0.268	31.106	27.165	1'52.722	10	0.440	
10	64 H. DE CANCELLIS	FRA	Yamaha YZF-R3	36.686	18.088 +0.277	31.050	27.259 +0.030	1'53.083	12	0.307	
11	47 F. HERNANDEZ MOYA	ESP	Yamaha YZF-R3	37.077 +0.437	18.006	31.349 +0.046	26.804	1'53.236	14	0.483	
12	7 T. KAWAKAMI	BRA	Yamaha YZF-R3	36.974	18.142	31.255	26.913 +0.049	1'53.284	11	0.049	
13	66 D. OTTEN	NED	Kawasaki Ninja 400	36.926	18.161	31.138	27.343	1'53.568	13		
14	13 D. IOZZO	RSA	Kawasaki Ninja 400	36.870	18.077	31.649 +0.003	27.181 +0.078	1'53.777	16	0.081	
15	52 O. KÖNIG	CZE	Kawasaki Ninja 400	36.971	18.305 +0.040	31.483 +0.102	27.247 +0.094	1'54.006	17	0.236	
16	16 M. LUNA BAYEN	ESP	Kawasaki Ninja 400	36.999 +0.146	18.087	31.608	27.411 +0.091	1'54.105	18	0.237	
17	33 K. HARTMANN	FRA	Yamaha YZF-R3	37.119	18.128 +0.085	31.584	27.507 +0.352	1'54.338	20	0.437	
18	17 K. MEUFFELS	NED	KTM RC 390 R	37.758	17.973 +0.165	31.824	27.018	1'54.573	19	0.165	
19	84 K. ALOISI	ITA	Kawasaki Ninja 400	37.145 +0.574	18.110	32.301	27.142	1'54.698	21	0.574	
20	79 T. ALONSO	POR	Kawasaki Ninja 400	37.873 +0.890	18.501 +0.058	31.982	27.698	1'56.054	22	0.948	
21	19 B. MOLINA	CHI	Yamaha YZF-R3	38.407 +0.011	18.589	32.595	27.548 +0.559	1'57.139	23	0.570	
22	9 S. NAUD	FRA	Kawasaki Ninja 400	39.076	18.876	32.750	28.159 +0.130	1'58.861	24	0.130	
	6 R. SCHOTMAN	NED	Kawasaki Ninja 400		One or more sectors missing						
	8 M. PEREZ	ESP	Kawasaki Ninja 400		One or more sectors missing			1'53.104			
	28 O. BONOLI	ITA	Yamaha YZF-R3		One or more sectors missing			1'53.744			
<b>Overall Ideal Time</b>				36.351	17.695	30.867	26.529	1'51.442			

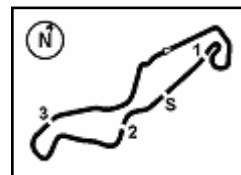
13/04/2019

These data/results cannot be reproduced, stored and/or transmitted in whole or in part by any manner of electronic, mechanical, photocopying, recording, broadcasting or otherwise now known or herein after developed without the previous express consent by the copyright owner, except for reproduction in daily press and regular printed publications on sale to the public within 60 days of the event related to those data/results and always provided that copyright symbol appears together as follows below.

© DORNA WSBK ORGANIZATION Srl 2019







## Motul Dutch Round, 12-14 April 2019

### Chronological Analysis Free Practice 3rd Session Gr.A

TT Circuit Assen 4.542 m

1 / 2

1° 41 J. JAHNIG (1'51.818)							
Lap	Seg.1	Seg.2	Seg.3	Seg.4	Lap Time	km/h	Local Time
1		18.147	34.188	31.250		188,5	10:37'29.209
2	36.581	18.426	31.680	26.702	1'53.389	<b>198,9</b>	10:39'22.598
3	36.994	<b>17.695</b>	31.100	26.648	1'52.437	195,3	10:41'15.035
4	<b>36.351</b>	17.874	<b>31.055</b>	<b>26.538</b>	<b>1'51.818</b>	191,5	10:43'06.853
5	36.498	17.974	32.588	45.595	2'12.655P	190,8	10:45'19.508

2° 42 M. GARCIA (1'52.444)							
Lap	Seg.1	Seg.2	Seg.3	Seg.4	Lap Time	km/h	Local Time
1		23.409	38.611	34.065		148,6	10:37'28.051
2	37.539	18.722	31.939	<b>26.566</b>	1'54.766	187,2	10:39'22.817
3	37.463	<b>17.864</b>	31.279	26.808	1'53.414	<b>197,1</b>	10:41'16.231
4	<b>36.608</b>	17.957	<b>31.101</b>	26.778	<b>1'52.444</b>	191,8	10:43'08.675
5	38.719	17.999	32.122	33.817	2'02.657	195,3	10:45'11.332
6	38.978	18.903	31.999	31.886	2'01.766	185,9	10:47'13.098
7	37.382	18.632	33.781	48.797	2'18.592CP	188,8	10:49'31.690

3° 11 K. ARDUINI (1'52.498)							
Lap	Seg.1	Seg.2	Seg.3	Seg.4	Lap Time	km/h	Local Time
1		23.076	35.285	34.655		152,8	10:37'26.034
2	37.601	18.346	31.814	27.152	1'54.913	185,9	10:39'20.947
3	37.984	18.799	31.432	27.481	1'55.696	184,3	10:41'16.643
4	36.775	<b>17.822</b>	<b>31.264</b>	<b>26.637</b>	<b>1'52.498</b>	<b>190,8</b>	10:43'09.141
5	<b>36.750</b>	17.971	31.370	27.468	1'53.559	189,5	10:45'02.700
6	40.337	19.410	33.807	30.610	2'04.164	176,5	10:47'06.864

4° 71 T. EDWARDS (1'52.511)							
Lap	Seg.1	Seg.2	Seg.3	Seg.4	Lap Time	km/h	Local Time
1		22.761	36.106	32.114		148,1	10:37'24.185
2	37.100	18.266	<b>31.013</b>	27.002	1'53.381	187,8	10:39'17.566
3	<b>36.628</b>	<b>17.877</b>	31.016	<b>26.990</b>	<b>1'52.511</b>	189,8	10:41'10.077
4	36.834	17.985	31.152	27.147	1'53.118	188,2	10:43'03.195
5	<b>36.628</b>	17.971	42.415	31.742	2'08.756	<b>190,8</b>	10:45'11.951
6	36.932	17.963	31.772	30.919	1'57.586	187,8	10:47'09.537
7	37.069	17.956	32.702	41.683	2'09.410CP	188,5	10:49'18.947

5° 18 M. GONZALEZ (1'52.569)							
Lap	Seg.1	Seg.2	Seg.3	Seg.4	Lap Time	km/h	Local Time
1		18.416	35.494	28.761		187,8	10:37'23.026
2	<b>36.503</b>	18.150	30.961	<b>26.977</b>	1'52.591	187,5	10:39'15.617
3	36.563	<b>18.025</b>	<b>30.949</b>	27.032	<b>1'52.569</b>	188,5	10:41'08.186
4	36.594	18.031	30.974	27.055	1'52.654	188,5	10:43'00.840
5	36.706	18.814	42.815	2'21.016	3'59.351P	<b>188,8</b>	10:47'00.191

6° 22 N. KALININ (1'52.657)							
Lap	Seg.1	Seg.2	Seg.3	Seg.4	Lap Time	km/h	Local Time
1		26.542	37.362	34.851		130,0	10:37'25.420
2	37.345	18.179	31.862	<b>26.609</b>	1'53.995	<b>191,8</b>	10:39'19.415
3	<b>36.434</b>	17.971	30.984	27.268	<b>1'52.657</b>	190,5	10:41'12.072
4	36.467	18.118	<b>30.867</b>	27.246	1'52.698	188,5	10:43'04.770
5	37.071	18.423	39.379	31.055	2'05.928	188,8	10:45'10.698
6	39.397	18.732	31.536	29.873	1'59.538	189,1	10:47'10.236
7	36.821	<b>17.944</b>	33.715	48.106	2'16.586CP	190,5	10:49'26.822

7° 15 M. BASTIANELLI (1'52.684)							
Lap	Seg.1	Seg.2	Seg.3	Seg.4	Lap Time	km/h	Local Time
1		22.410	35.536	34.551		148,6	10:37'26.522
2	38.218	18.405	32.582	27.490	1'56.695	190,8	10:39'23.217
3	37.319	<b>17.918</b>	31.514	26.714	1'53.465	<b>195,3</b>	10:41'16.682
4	37.044	17.920	<b>31.191</b>	<b>26.529</b>	<b>1'52.684</b>	194,6	10:43'09.366

5	<b>36.767</b>	17.947	31.416	27.082	1'53.212	194,9	10:45'02.578
6	44.009	18.741	32.481	30.001	2'05.232	186,2	10:47'07.810
7	37.399	18.617	35.125	46.601	2'17.742CP	189,5	10:49'25.552

8° 1 A. CARRASCO (1'52.696)							
Lap	Seg.1	Seg.2	Seg.3	Seg.4	Lap Time	km/h	Local Time
1		22.907	35.565	35.061		153,8	10:37'26.325
2	39.145	18.872	33.188	26.864	1'58.069	193,9	10:39'24.394
3	37.267	18.192	31.839	26.668	1'53.966	<b>199,6</b>	10:41'18.360
4	<b>36.892</b>	17.983	<b>31.279</b>	<b>26.542</b>	<b>1'52.696</b>	196,0	10:43'11.056
5	37.059	<b>17.875</b>	31.853	28.231	1'55.018	198,2	10:45'06.074
6	37.909	19.047	33.168	38.037	2'08.161P	189,1	10:47'14.235
7	52.956	18.543	33.779	46.403	2'31.681CP	192,2	10:49'45.916

9° 8 M. PEREZ (1'53.104)							
Lap	Seg.1	Seg.2	Seg.3	Seg.4	Lap Time	km/h	Local Time
1							10:37'27.182
2						155.416	10:39'22.598
3						1'53.449C	10:41'16.047
4						1'52.787C	10:43'08.834
5						<b>1'53.104</b>	10:45'01.938
6						2'10.277	10:47'12.215
7						2'21.224CP	10:49'33.439

10° 55 G. HENDRA PRATAMA (1'53.162)							
Lap	Seg.1	Seg.2	Seg.3	Seg.4	Lap Time	km/h	Local Time
1		18.645	31.818	27.491		181,8	10:38'00.195
2	36.533	18.358	<b>31.106</b>	<b>27.165</b>	<b>1'53.162</b>	184,0	10:39'53.357
3	<b>36.361</b>	<b>18.090</b>	32.123	27.443	1'54.017	<b>188,5</b>	10:41'47.374
4	36.583	18.361	31.304	27.594	1'53.842	186,2	10:43'41.216
5	36.459	18.201	31.136	27.451	1'53.247	<b>188,5</b>	10:45'34.463
6	36.765	18.381	31.288	27.585	1'54.019	184,3	10:47'28.482
7	37.067	18.456	37.039	52.323	2'24.885CP	184,6	10:49'53.367

11° 7 T. KAWAKAMI (1'53.333)							
Lap	Seg.1	Seg.2	Seg.3	Seg.4	Lap Time	km/h	Local Time
1		25.837	35.054	35.474			10:37'27.355
2	38.219	18.974	32.333	27.010	1'56.536	189,1	10:39'23.891
3	37.062	18.156	31.454	<b>26.913</b>	1'53.585	<b>193,9</b>	10:41'17.476
4	<b>36.974</b>	<b>18.142</b>	<b>31.255</b>	26.962	<b>1'53.333</b>	191,5	10:43'10.809
5	37.059	18.279	31.910	28.629	1'55.877	192,9	10:45'06.686
6	39.549	20.147	33.643	32.812	2'06.151		10:47'12.837
7	37.568	18.865	34.958	48.701	2'20.092CP	180,9	10:49'32.929

12° 64 H. DE CANCELLIS (1'53.390)							
Lap	Seg.1	Seg.2	Seg.3	Seg.4	Lap Time	km/h	Local Time
1		18.771	32.135	28.014		181,2	10:37'56.233
2	37.306	18.564	31.170	27.396	1'54.436	184,0	10:39'50.669
3	36.891	18.255	31.144	27.493	1'53.783	187,5	10:41'44.452
4	36.808	18.195	31.072	27.391	1'53.466	185,9	10:43'37.918
5	36.860	<b>18.088</b>	31.402	<b>27.259</b>	1'53.609	187,5	10:45'31.527
6	<b>36.686</b>	18.365	<b>31.050</b>	<b>27.289</b>	<b>1'53.390</b>	<b>189,5</b>	10:47'24.917
7	41.457	18.388	34.993	46.243	2'21.081CP	185,9	10:49'45.998

13° 66 D. OTTEN (1'53.568)							
Lap	Seg.1	Seg.2	Seg.3	Seg.4	Lap Time	km/h	Local Time
1		18.821	31.954	28.026		182,1	10:38'30.282
2	37.236	18.502	31.419	27.776	1'54.933	183,1	10:40'25.215
3	<b>36.926</b>	<b>18.161</b>	<b>31.138</b>	<b>27.343</b>	<b>1'53.568</b>	186,2	10:42'18.783
4	38.199	18.369	32.300	40.663	2'09.531P	186,9	10:44'28.314
5	1'15.155	20.681	33.677	29.827	2'39.340P	162,2	10:47'07.654
6	37.396	18.654	34.753	46.765	2'17.568CP	<b>188,5</b>	10:49'25.222

13/04/2019 P = Pits In/Out - C = Lap Time Cancelled

These data/results cannot be reproduced, stored and/or transmitted in whole or in part by any manner of electronic, mechanical, photocopying, recording, broadcasting or otherwise now known or herein after developed without the previous express consent by the copyright owner, except for reproduction in daily press and regular printed publications on sale to the public within 60 days of the event related to those data/results and always provided that copyright symbol appears together as follows below.

© DORNA WSBK ORGANIZATION Srl 2019



Official Fuel Supplier

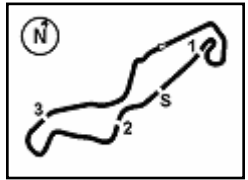


FKR PERGOIA TIMING

Official Tyre Supplier



Official Timekeeper



## Motul Dutch Round, 12-14 April 2019

### Chronological Analysis Free Practice 3rd Session Gr.A

TT Circuit Assen 4.542 m

2 / 2

#### 14° 47 F. HERNANDEZ MOYANO (1'53.719)

Lap	Seg.1	Seg.2	Seg.3	Seg.4	Lap Time	km/h	Local Time
1		30.654	36.338	35.150		90,8	10:37'25.787
2	38.414	18.390	32.228	27.643	1'56.675	196,7	10:39'22.462
3	<b>37.077</b>	18.079	<b>31.349</b>	27.429	1'53.934	192,2	10:41'16.396
4	37.514	<b>18.006</b>	31.395	<b>26.804</b>	<b>1'53.719</b>	<b>197,8</b>	10:43'10.115
5	37.360	18.154	32.075	28.623	1'56.212	194,9	10:45'06.327
6	37.199	18.517	33.662	31.035	2'00.413	188,2	10:47'06.740
7	37.896	19.403	33.774	41.385	2'12.458CP	174,8	10:49'19.198

5	37.504	<b>18.128</b>			31.899	28.173	1'55.704	<b>192,9</b>	10:45'02.440
6	43.383	19.464			33.218	30.042	2'06.107	188,5	10:47'08.547
7	38.999	18.190			34.985	48.962	2'21.136CP	188,8	10:49'29.683

#### 21° 84 K. ALOISI (1'55.272)

Lap	Seg.1	Seg.2	Seg.3	Seg.4	Lap Time	km/h	Local Time
1		26.754	37.408	34.359		126,9	10:37'25.396
2	38.583	18.501	33.472	27.516	1'58.072	191,5	10:39'23.468
3	37.719	<b>18.110</b>	<b>32.301</b>	<b>27.142</b>	<b>1'55.272</b>	<b>195,3</b>	10:41'18.740
4	<b>37.145</b>	18.499	32.552	37.443	2'05.639P	191,2	10:43'24.379
5	2'01.056	34.819	36.409	30.927	3'43.211P	92,6	10:47'07.590

#### 15° 28 O. BONOLI (1'53.744)

Lap	Seg.1	Seg.2	Seg.3	Seg.4	Lap Time	km/h	Local Time
1							10:38'29.682
2					1'55.658		10:40'25.340
3					<b>1'53.744</b>		10:42'19.084
4					2'07.954P		10:44'27.038
5					2'41.726P		10:47'08.764

#### 22° 79 T. ALONSO (1'57.002)

Lap	Seg.1	Seg.2	Seg.3	Seg.4	Lap Time	km/h	Local Time
1		19.284	33.271	28.061		178,2	10:38'05.416
2	38.763	18.559	<b>31.982</b>	<b>27.698</b>	<b>1'57.002</b>	182,7	10:40'02.418
3	<b>37.873</b>	<b>18.501</b>	32.230	44.767	2'13.371P	<b>185,9</b>	10:42'15.789

#### 16° 13 D. IOZZO (1'53.858)

Lap	Seg.1	Seg.2	Seg.3	Seg.4	Lap Time	km/h	Local Time
1		20.001	38.743	30.125		174,8	10:37'11.870
2	45.223	22.597	32.467	<b>27.181</b>	2'07.468	149,8	10:39'19.338
3	37.739	18.155	31.841	27.734	1'55.469	<b>193,2</b>	10:41'14.807
4	37.884	18.255	<b>31.649</b>	27.275	1'55.063	188,2	10:43'09.870
5	<b>36.870</b>	<b>18.077</b>	31.652	27.259	<b>1'53.858</b>	191,2	10:45'03.728
6	37.411	20.765	34.305	31.173	2'03.654	159,1	10:47'07.382
7	37.487	18.419	32.137	42.669	2'10.712CP	183,1	10:49'18.094

#### 23° 19 B. MOLINA (1'57.709)

Lap	Seg.1	Seg.2	Seg.3	Seg.4	Lap Time	km/h	Local Time
1		19.504	34.684	30.197		183,7	10:37'24.084
2	38.612	18.882	33.169	<b>27.548</b>	1'58.211	189,8	10:39'22.295
3	39.097	18.706	32.598	27.801	1'58.202	<b>193,2</b>	10:41'20.497
4	38.556	18.644	32.734	28.336	1'58.270	188,8	10:43'18.767
5	38.589	18.630	33.567	28.873	1'59.659	186,9	10:45'18.426
6	38.418	<b>18.589</b>	<b>32.595</b>	28.107	<b>1'57.709</b>	186,2	10:47'16.135
7	<b>38.407</b>	18.608	39.533	53.585	2'30.133CP	185,9	10:49'46.268

#### 17° 52 O. KÖNIG (1'54.242)

Lap	Seg.1	Seg.2	Seg.3	Seg.4	Lap Time	km/h	Local Time
1		25.719	37.168	32.258		135,2	10:37'22.119
2	37.875	18.664	31.901	<b>27.247</b>	1'55.687	185,2	10:39'17.806
3	<b>36.971</b>	18.345	31.585	27.341	<b>1'54.242</b>	190,1	10:41'12.048
4	37.373	18.453	<b>31.483</b>	27.317	1'54.626	190,5	10:43'06.674
5	37.143	<b>18.305</b>	32.184	28.221	1'55.853	<b>190,8</b>	10:45'02.527
6	40.411	20.602	33.158	30.356	2'04.527	175,3	10:47'07.054
7	40.747	18.321	33.799	48.448	2'21.315CP	190,5	10:49'28.369

#### 24° 9 S. NAUD (1'58.991)

Lap	Seg.1	Seg.2	Seg.3	Seg.4	Lap Time	km/h	Local Time
1		20.070	36.132	31.509		184,9	10:37'25.063
2	39.804	19.316	33.924	<b>28.159</b>	2'01.203	185,6	10:39'26.266
3	39.234	18.996	33.614	28.622	2'00.466	<b>189,5</b>	10:41'26.732
4	39.296	18.948	33.171	28.554	1'59.969	186,5	10:43'26.701
5	39.601	19.156	33.923	29.313	2'01.993	183,4	10:45'28.694
6	<b>39.076</b>	<b>18.876</b>	<b>32.750</b>	28.289	<b>1'58.991</b>	186,9	10:47'27.685
7	39.121	18.770	32.970	47.904	2'18.765CP	<b>189,5</b>	10:49'46.450

#### 18° 16 M. LUNA BAYEN (1'54.342)

Lap	Seg.1	Seg.2	Seg.3	Seg.4	Lap Time	km/h	Local Time
1		19.080	32.948	28.285		177,9	10:38'06.235
2	37.094	18.357	31.773	27.570	1'54.794	184,3	10:40'01.029
3	37.145	<b>18.087</b>	<b>31.608</b>	27.502	<b>1'54.342</b>	<b>188,8</b>	10:41'55.371
4	<b>36.999</b>	18.170	31.774	27.465	1'54.408	187,8	10:43'49.779
5	37.012	18.142	31.858	<b>27.411</b>	1'54.423	188,5	10:45'44.202
6	38.933	19.332	33.379	28.914	2'00.558	180,0	10:47'44.760
7	37.605	22.959	35.625	42.978	2'19.167CP	139,4	10:50'03.927

#### 25° 6 R. SCHOTMAN

Lap	Seg.1	Seg.2	Seg.3	Seg.4	Lap Time	km/h	Local Time
1		18.777	<b>31.894</b>	43.191		182,1	10:38'44.346

#### 19° 17 K. MEUFFELS (1'54.738)

Lap	Seg.1	Seg.2	Seg.3	Seg.4	Lap Time	km/h	Local Time
1		18.305	31.966	29.472		188,5	10:37'24.121
2	<b>37.758</b>	18.138	<b>31.824</b>	<b>27.018</b>	<b>1'54.738</b>	191,8	10:39'18.859
3	38.028	<b>17.973</b>	32.040	40.028	2'08.069P	<b>192,5</b>	10:41'26.928

#### 20° 33 K. HARTMANN (1'54.775)

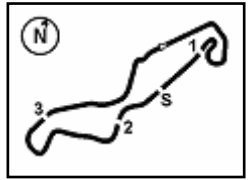
Lap	Seg.1	Seg.2	Seg.3	Seg.4	Lap Time	km/h	Local Time
1		20.894	36.376	30.515		182,1	10:37'20.784
2	37.884	18.703	31.719	<b>27.507</b>	1'55.813	183,4	10:39'16.597
3	37.498	18.436	31.734	27.696	1'55.364	187,2	10:41'11.961
4	<b>37.119</b>	18.213	<b>31.584</b>	27.859	<b>1'54.775</b>	190,1	10:43'06.736

13/04/2019 P = Pits In/Out - C = Lap Time Cancelled

These data/results cannot be reproduced, stored and/or transmitted in whole or in part by any manner of electronic, mechanical, photocopying, recording, broadcasting or otherwise now known or herein after developed without the previous express consent by the copyright owner, except for reproduction in daily press and regular printed publications on sale to the public within 60 days of the event related to those data/results and always provided that copyright symbol appears together as follows below.

© DORNA WSBK ORGANIZATION Srl 2019

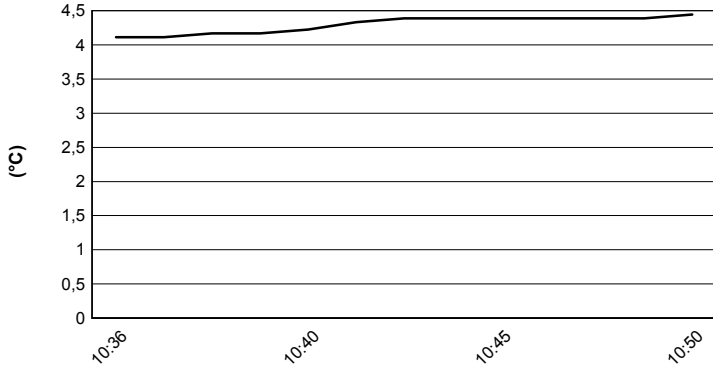




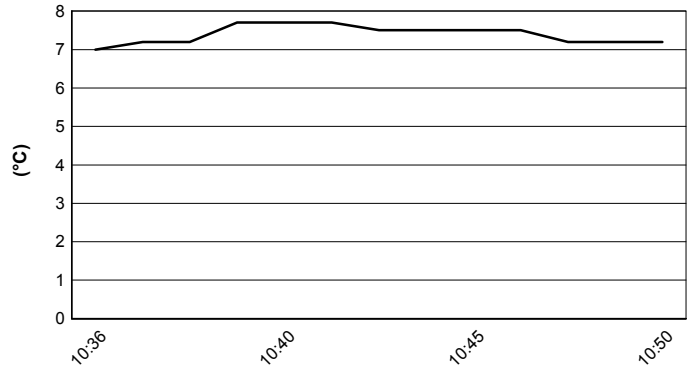
TT Circuit Assen 4.542 m

**Motul Dutch Round, 12-14 April 2019**  
**Weather Report Free Practice 3rd Session Gr.A**  
Session started 10:35 - Session ended 10:50

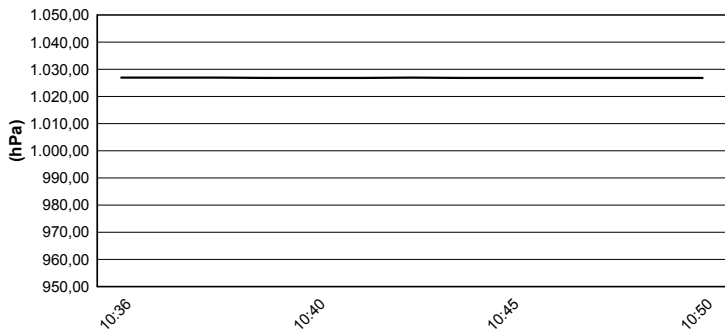
**Air Temperature**



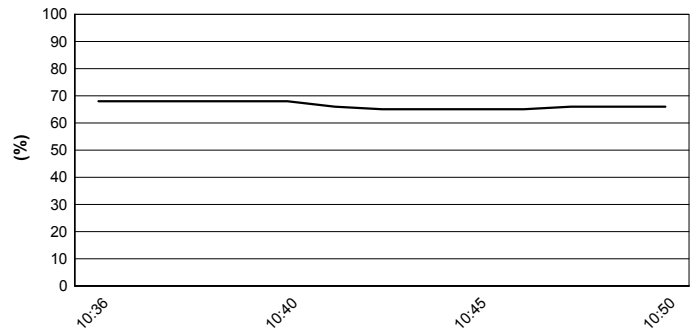
**Track Temperature**



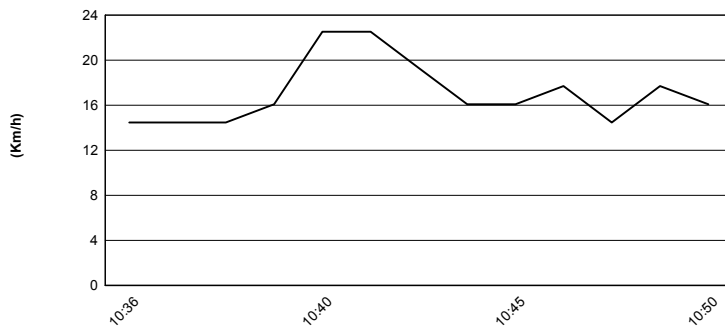
**Air Pressure**



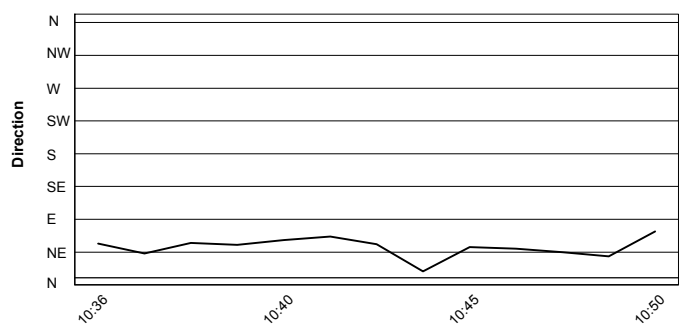
**Humidity**



**Wind Speed**



**Wind Direction**



13/04/2019

These data/results cannot be reproduced, stored and/or transmitted in whole or in part by any manner of electronic, mechanical, photocopying, recording, broadcasting or otherwise now known or herein after developed without the previous express consent by the copyright owner, except for reproduction in daily press and regular printed publications on sale to the public within 60 days of the event related to those data/results and always provided that copyright symbol appears together as follows below.

© DORNA WSBK ORGANIZATION Srl 2019



Official Fuel Supplier



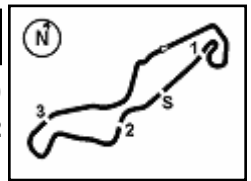
FICR PERUGIA TIMING

Official Tyre Supplier



Official Timekeeper





## Motul Dutch Round, 12-14 April 2019

### Free Practices Combined Times

TT Circuit Assen 4.542 m

No.	Rider	Nat	Team	Bike	Class	FP1	FP2	FP3	Time	Gap	Rel.	Avg	LL
1	<b>18 M. GONZALEZ</b>	ESP	Kawasaki ParkinGO Team	Kawasaki Ninja 400	A	1'52.058	<b>1'50.934</b>	1'52.569	<b>1'50.934</b>			147,396	27
2	<b>6 R. SCHOTMAN</b>	NED	Kawasaki MOTOPOST	Kawasaki Ninja 400	A	1'52.021	<b>1'51.072</b>		<b>1'51.072</b>	0.138	0.138	147,213	18
3	<b>95 S. DEROUÉ</b>	NED	Kawasaki MOTOPOST	Kawasaki Ninja 400	B	1'54.257	<b>1'51.618</b>	1'52.116	<b>1'51.618</b>	0.684	0.546	146,493	24
4	<b>8 M. PEREZ</b>	ESP	Scuderia Maranga Racing	Kawasaki Ninja 400	A	1'52.052	<b>1'51.644</b>	1'53.104	<b>1'51.644</b>	0.710	0.026	146,458	26
5	<b>41 J. JAHNIG</b>	GER	Freudenberg KTM Junior Team	KTM RC 390 R	A	1'52.973	<b>1'51.668</b>	1'51.818	<b>1'51.668</b>	0.734	0.024	146,427	25
6	<b>72 V. STEEMAN</b>	NED	Freudenberg KTM Junior Team	KTM RC 390 R	B	1'53.830	<b>1'51.685</b>	1'52.361	<b>1'51.685</b>	0.751	0.017	146,405	22
7	<b>1 A. CARRASCO</b>	ESP	Kawasaki Provec WorldSSP300	Kawasaki Ninja 400	A	1'53.149	<b>1'51.927</b>	1'52.696	<b>1'51.927</b>	0.993	0.242	146,088	32
8	<b>21 B. SANCHEZ</b>	ESP	Scuderia Maranga Racing	Kawasaki Ninja 400	B	1'53.051	<b>1'51.957</b>	1'53.220	<b>1'51.957</b>	1.023	0.030	146,049	25
9	<b>88 B. IERACI</b>	ITA	Kawasaki GP Project	Kawasaki Ninja 400	A	1'53.217	1'52.434	<b>1'51.981</b>	<b>1'51.981</b>	1.047	0.024	146,018	29
10	<b>71 T. EDWARDS</b>	AUS	Kawasaki ParkinGO Team	Kawasaki Ninja 400	B		<b>1'52.020</b>	1'52.511	<b>1'52.020</b>	1.086	0.039	145,967	26
11	<b>14 E. DE LA VEGA</b>	FRA	Flembo Leader Team	Kawasaki Ninja 400	B	1'53.807	<b>1'52.048</b>	1'52.265	<b>1'52.048</b>	1.114	0.028	145,930	32
12	<b>64 H. DE CANCELLIS</b>	FRA	Team Trasimeno	Yamaha YZF-R3	A	1'53.282	<b>1'52.075</b>	1'53.390	<b>1'52.075</b>	1.141	0.027	145,895	30
13	<b>30 D. BLIN</b>	POL	Terra e Moto	Yamaha YZF-R3	B	1'55.061	<b>1'52.100</b>	1'53.713	<b>1'52.100</b>	1.166	0.025	145,863	35
14	<b>20 D. LOUREIRO</b>	RSA	Nutec - RT Motorsports by SKM - Kawasaki	Kawasaki Ninja 400	B		1'52.710	<b>1'52.102</b>	<b>1'52.102</b>	1.168	0.002	145,860	23
15	<b>97 M. KAPPLER</b>	GER	Freudenberg KTM WorldSSP Team	KTM RC 390 R	B	1'54.351	<b>1'52.186</b>	1'52.875	<b>1'52.186</b>	1.252	0.084	145,751	26
16	<b>55 G. HENDRA PRATAMA</b>	INA	Semakin Di Depan Biblion Motoxrcing	Yamaha YZF-R3	A	1'53.542	<b>1'52.189</b>	1'53.162	<b>1'52.189</b>	1.255	0.003	145,747	28
17	<b>22 N. KALININ</b>	UKR	Nutec - RT Motorsports by SKM - Kawasaki	Kawasaki Ninja 400	A	<b>1'52.223</b>	1'52.371	1'52.657	<b>1'52.223</b>	1.289	0.034	145,703	26
18	<b>28 O. BONOLI</b>	ITA	Team Trasimeno	Yamaha YZF-R3	A	1'53.535	<b>1'52.242</b>	1'53.744	<b>1'52.242</b>	1.308	0.019	145,678	20
19	<b>25 A. VERDOÏA</b>	FRA	BCD Yamaha MS Racing	Yamaha YZF-R3	B	1'53.468	<b>1'52.302</b>	1'53.096	<b>1'52.302</b>	1.368	0.060	145,600	32
20	<b>69 J. BUIS</b>	NED	MTM Racing Team	Kawasaki Ninja 400	B	1'54.286	<b>1'52.361</b>	1'52.753	<b>1'52.361</b>	1.427	0.059	145,524	30
21	<b>42 M. GARCIA</b>	ESP	DS Junior Team	Kawasaki Ninja 400	A	1'53.378	1'53.524	<b>1'52.444</b>	<b>1'52.444</b>	1.510	0.083	145,416	29
22	<b>54 B. SOFUOGLU</b>	TUR	Turkish Puccetti Racing by TSM	Kawasaki Ninja 400	B	1'53.857	1'53.791	<b>1'52.456</b>	<b>1'52.456</b>	1.522	0.012	145,401	30
23	<b>11 K. ARDUINI</b>	ITA	2R Racing Team	Kawasaki Ninja 400	A	1'53.287	1'52.761	<b>1'52.498</b>	<b>1'52.498</b>	1.564	0.042	145,347	30
24	<b>66 D. OTTEN</b>	NED	MTM Racing Team	Kawasaki Ninja 400	A	1'52.676	<b>1'52.662</b>	1'53.568	<b>1'52.662</b>	1.728	0.164	145,135	23
25	<b>15 M. BASTIANELLI</b>	ITA	Prodina IRCOS Kawasaki	Kawasaki Ninja 400	A	1'53.845	1'53.877	<b>1'52.684</b>	<b>1'52.684</b>	1.750	0.022	145,107	31
26	<b>17 K. MEUFFELS</b>	NED	Freudenberg KTM WorldSSP Team	KTM RC 390 R	A	1'53.911	<b>1'53.107</b>	1'54.738	<b>1'53.107</b>	2.173	0.423	144,564	21
27	<b>99 F. GOMEZ</b>	ESP	DS Junior Team	Kawasaki Ninja 400	B	1'54.430	1'53.393	<b>1'53.237</b>	<b>1'53.237</b>	2.303	0.130	144,398	22
28	<b>3 M. PEDENEAU</b>	FRA	Team MHP Racing-Patrick Pons	Yamaha YZF-R3	B	1'55.175	<b>1'53.311</b>	1'54.025	<b>1'53.311</b>	2.377	0.074	144,304	32
29	<b>16 M. LUNA BAYEN</b>	ESP	Kawasaki GP Project	Kawasaki Ninja 400	A	<b>1'53.320</b>	1'54.349	1'54.342	<b>1'53.320</b>	2.386	0.009	144,292	32
30	<b>7 T. KAWAKAMI</b>	BRA	BCD Yamaha MS Racing	Yamaha YZF-R3	A	1'54.658	1'54.686	<b>1'53.333</b>	<b>1'53.333</b>	2.399	0.013	144,276	26
31	<b>85 K. SABATUCCI</b>	ITA	Team Trasimeno	Yamaha YZF-R3	B	<b>1'53.372</b>	1'53.575	1'57.919	<b>1'53.372</b>	2.438	0.039	144,226	25
32	<b>44 T. BRAMICH</b>	AUS	Carl Cox-RT Motorsports by SKM-Kawasaki	Kawasaki Ninja 400	B	1'59.369	1'53.477	<b>1'53.413</b>	<b>1'53.413</b>	2.479	0.041	144,174	25
33	<b>36 B. NEILA</b>	ESP	BCD Yamaha MS Racing	Yamaha YZF-R3	B	1'57.906	1'54.284	<b>1'53.435</b>	<b>1'53.435</b>	2.501	0.022	144,146	33
34	<b>47 F. HERNANDEZ MOYANO</b>	ESP	BCD Yamaha MS Racing	Yamaha YZF-R3	A	1'55.101	1'53.745	<b>1'53.719</b>	<b>1'53.719</b>	2.785	0.284	143,786	33
35	<b>13 D. IOZZO</b>	RSA	Nutec - RT Motorsports by SKM - Kawasaki	Kawasaki Ninja 400	A	1'55.300	1'54.202	<b>1'53.858</b>	<b>1'53.858</b>	2.924	0.139	143,610	30
36	<b>61 Y. OKAYA</b>	JPN	DS Junior Team	Kawasaki Ninja 400	B	2'01.497	1'55.110	<b>1'53.874</b>	<b>1'53.874</b>	2.940	0.016	143,590	31
37	<b>79 T. ALONSO</b>	POR	Kawasaki GP Project	Kawasaki Ninja 400	A	1'55.617	<b>1'54.013</b>	1'57.002	<b>1'54.013</b>	3.079	0.139	143,415	25
38	<b>65 J. FACCO</b>	ITA	Semakin Di Depan Biblion Motoxrcing	Yamaha YZF-R3	B	1'55.558	<b>1'54.045</b>	1'56.017	<b>1'54.045</b>	3.111	0.032	143,375	30
39	<b>78 J. FORAY</b>	FRA	Prodina IRCOS Kawasaki	Kawasaki Ninja 400	B	1'56.133	1'54.615	<b>1'54.149</b>	<b>1'54.149</b>	3.215	0.104	143,244	32
40	<b>52 O. KÖNIG</b>	CZE	ACCR Czech Talent Team - Willi Race	Kawasaki Ninja 400	A	1'55.720	1'55.322	<b>1'54.242</b>	<b>1'54.242</b>	3.308	0.093	143,128	28
41	<b>82 J. HYDE</b>	AUS	2R Racing Team	Kawasaki Ninja 400	B	1'55.895	1'55.247	<b>1'54.601</b>	<b>1'54.601</b>	3.667	0.359	142,679	22
42	<b>33 K. HARTMANN</b>	FRA	Team MHP Racing-Patrick Pons	Yamaha YZF-R3	A	1'55.922	1'54.986	<b>1'54.775</b>	<b>1'54.775</b>	3.841	0.174	142,463	31
43	<b>12 R. DORE</b>	FRA	Team MHP Racing-Patrick Pons	Yamaha YZF-R3	B	1'58.226	<b>1'54.906</b>	1'55.829	<b>1'54.906</b>	3.972	0.131	142,301	33
44	<b>27 F. ROVELLI</b>	ITA	Kawasaki ParkinGO Team	Kawasaki Ninja 400	B	1'56.234	1'55.545	<b>1'55.162</b>	<b>1'55.162</b>	4.228	0.256	141,984	28
45	<b>84 K. ALOISI</b>	ITA	DS Junior Team	Kawasaki Ninja 400	A	1'58.758	1'57.735	<b>1'55.272</b>	<b>1'55.272</b>	4.338	0.110	141,849	30
46	<b>93 A. QUINET</b>	FRA	TGP Racing	Honda CBR500R	B	1'56.998	<b>1'56.015</b>	1'56.323	<b>1'56.015</b>	5.081	0.743	140,940	29
47	<b>77 V. SCHWARZ</b>	CZE	ACCR Czech Talent Team - Willi Race	Kawasaki Ninja 400	B	1'59.086	1'57.540	<b>1'57.301</b>	<b>1'57.301</b>	6.367	1.286	139,395	32
48	<b>19 B. MOLINA</b>	CHI	Terra e Moto	Yamaha YZF-R3	A	2'00.372	1'58.111	<b>1'57.709</b>	<b>1'57.709</b>	6.775	0.408	138,912	32
49	<b>9 S. NAUD</b>	FRA	Flembo Leader Team	Kawasaki Ninja 400	A	2'01.552	<b>1'58.507</b>	1'58.991	<b>1'58.507</b>	7.573	0.798	137,977	28
50	<b>32 A. PELIKANOVA</b>	CZE	Kawasaki GP Project	Kawasaki Ninja 400	B	2'01.887	<b>1'58.799</b>	1'58.886	<b>1'58.799</b>	7.865	0.292	137,638	29

13/04/2019

These data/results cannot be reproduced, stored and/or transmitted in whole or in part by any manner of electronic, mechanical, photocopying, recording, broadcasting or otherwise now known or herein after developed without the previous express consent by the copyright owner, except for reproduction in daily press and regular printed publications on sale to the public within 60 days of the event related to those data/results and always provided that copyright symbol appears together as follows below.

© DORNA WSBK ORGANIZATION Srl 2019

