

Portimao 4.592 m

1 / 2

Acerbis Portuguese Round, 6-8 September 2019

Results Tissot Superpole Race

Laps 10 = 45,920 Km - Time of Race 17'00.806 - Avg. 161,943 km/h

Pos	Grid	No.	Rider	Nat	Team	Bike	Class	LL	Gap	Rel.	Fastest Lap	Speed	Qualifying	Speed
1	1	1	J. REA	GBR	Kawasaki Racing Team WorldSBK	Kawasaki ZX-10RR		10			1'41.272	311,4	1'40.372	314,1
2	6	19	A. BAUTISTA	ESP	ARUBA.IT Racing - Ducati	Ducati Panigale V4 R		10	2.103	2.103	1'41.476	311,4	1'41.098	307,8
3	5	22	A. LOWES	GBR	Pata Yamaha WorldSBK Team	Yamaha YZF R1		10	2.384	0.281	1'41.444	308,7	1'41.044	313,2
4	13	54	T. RAZGATLIOGLU	TUR	Turkish Puccetti Racing	Kawasaki ZX-10RR	IND	10	4.053	1.669	1'41.784	310,5	1'41.578	312,3
5	4	91	L. HASLAM	GBR	Kawasaki Racing Team WorldSBK	Kawasaki ZX-10RR		10	4.318	0.265	1'41.809	302,7	1'40.997	312,3
6	10	60	M. VAN DER MARK	NED	Pata Yamaha WorldSBK Team	Yamaha YZF R1		10	5.423	1.105	1'42.158	307,8	1'41.272	307,8
7	2	66	T. SYKES	GBR	BMW Motorrad WorldSBK Team	BMW S1000 RR		10	6.287	0.864	1'41.708	304,4	1'40.483	308,7
8	3	11	S. CORTESE	GER	GRT Yamaha WorldSBK	Yamaha YZF R1	IND	10	7.340	1.053	1'41.928	302,7	1'40.675	313,2
9	15	76	L. BAZ	FRA	Ten Kate Racing - Yamaha	Yamaha YZF R1	IND	10	7.462	0.122	1'42.028	304,4	1'41.960	304,4
10	12	7	C. DAVIES	GBR	ARUBA.IT Racing - Ducati	Ducati Panigale V4 R		10	8.507	1.045	1'42.118	308,7	1'41.349	319,6
11	11	21	M. RINALDI	ITA	BARNI Racing Team	Ducati Panigale V4 R	IND	10	12.834	4.327	1'42.712	296,9	1'41.301	304,4
12	7	81	J. TORRES	ESP	Team Pedercini Racing	Kawasaki ZX-10RR	IND	10	13.077	0.243	1'42.352	296,9	1'41.213	306,1
13	8	33	M. MELANDRI	ITA	GRT Yamaha WorldSBK	Yamaha YZF R1	IND	10	13.674	0.597	1'42.270	304,4	1'41.259	306,1
14	9	28	M. REITERBERGER	GER	BMW Motorrad WorldSBK Team	BMW S1000 RR		10	14.425	0.751	1'42.769	301,0	1'41.261	308,7
15	14	50	E. LAVERTY	IRL	Team Goeleven	Ducati Panigale V4 R	IND	10	16.591	2.166	1'43.101	302,7	1'41.754	311,4
16	16	36	L. MERCADO	ARG	Orelac Racing VerdNatura	Kawasaki ZX-10RR	IND	10	20.413	3.822	1'43.073	308,7	1'42.243	305,2
17	17	13	T. TAKAHASHI	JPN	Moriwaki Althea Honda Team	Honda CBR1000RR		10	27.226	6.813	1'43.725	295,3	1'42.755	305,2
18	20	20	S. BARRIER	FRA	Brixx Performance	Ducati Panigale V4 R	IND	10	29.744	2.518	1'43.692	305,2	1'43.270	307,0
19	19	52	A. DELBIANCO	ITA	Althea Mie Racing Team	Honda CBR1000RR	IND	10	30.032	0.288	1'43.796	300,2	1'43.263	299,3
20	18	23	R. KIYONARI	JPN	Moriwaki Althea Honda Team	Honda CBR1000RR		10	31.113	1.081	1'44.158	284,4	1'43.118	298,5

AIR	Humidity:	48%	Temp:	27°C
TRACK	Condition:	Dry	Temp:	36°C

Records	Pole (SP)	2019	J.Rea	1'40.372	164,70 Km/h
	Race (RC1)	2019	J.Rea	1'41.418	163,00 Km/h
	All Times (SP)	2019	J.Rea	1'40.372	164,70 Km/h
Race Fastest Lap	(New Record)	Lap 2	J.Rea	1'41.272	163,24 Km/h

LAP LEADERS					
No.	Rider	From	To	Laps	Total
1	J. REA	1	10	10	10

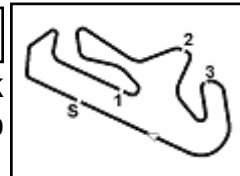
TOTAL LEADER LAPS		
No.	Rider	Laps
19	A. BAUTISTA	171
1	J. REA	141
7	C. DAVIES	25
54	T. RAZGATLIOGLU	20
60	M. VAN DER MARK	12
91	L. HASLAM	3
22	A. LOWES	2

Start 08/09/2019 11:00 End 11:18 The results are provisional until the end of the time limit for protests and appeals and the completion of the technical checks.

These data/results cannot be reproduced, stored and/or transmitted in whole or in part by any manner of electronic, mechanical, photocopying, recording, broadcasting or otherwise now known or herein after developed without the previous express consent by the copyright owner, except for reproduction in daily press and regular printed publications on sale to the public within 60 days of the event related to those data/results and always provided that copyright symbol appears together as follows below.

© DORNA WSBK ORGANIZATION Srl 2019





Portimao 4.592 m

2 / 2

Acerbis Portuguese Round, 6-8 September 2019 Results Tissot Superpole Race

Race Highlights

Time	No. Rider	Description
10.58.03		Warm-up Lap Start
11.00.48		Start
11.01.40		No Jump Start
11.04.34		New Lap Record
11.10.46	36 Mercado	On Asphalt - Re-Joined - Turn 11
11.18.24		End Of Session

08/09/2019 Start End The results are provisional until the end of the time limit for protests and appeals
11:00 11:18 and the completion of the technical checks.

These data/results cannot be reproduced, stored and/or transmitted in whole or in part by any manner of electronic, mechanical, photocopying, recording, broadcasting or otherwise now known or herein after developed without the previous express consent by the copyright owner, except for reproduction in daily press and regular printed publications on sale to the public within 60 days of the event related to those data/results and always provided that copyright symbol appears together as follows below.

© DORNA WSBK ORGANIZATION Srl 2019

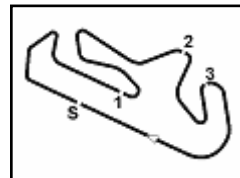
FKR PERUGIA TIMING



Official Tyre Supplier



Official Timekeeper



Portimao 4.592 m

1 / 3
Acerbis Portuguese Round, 6-8 September 2019
Lap Chart Tissot Superpole Race

		Lap									
	1	2	3	4	5	6	7	8	9	10	
1	1	1	1	1	1	1	1	1	1	1	1
2	66	66	66	22	22	22	22	22	19	19	19
3	91	22	22	66	66	19	19	19	22	22	22
4	22	91	91	91	91	54	54	54	54	54	54
5	11	11	11	11	19	91	91	91	91	91	91
6	33	54	54	19	54	66	66	66	60	60	60
7	54	19	19	54	11	11	60	60	66	66	66
8	60	60	60	60	60	60	11	11	11	11	11
9	19	7	7	7	7	7	7	76	76	76	76
10	7	33	33	76	76	76	76	7	7	7	7
11	81	76	76	33	33	33	33	81	81	21	21
12	76	81	81	81	81	81	81	21	21	81	81
13	28	28	21	21	21	21	21	33	33	33	33
14	36	21	28	28	28	28	28	28	28	28	28
15	21	36	36	50	50	50	50	50	50	50	50
16	50	50	50	36	36	36	36	36	36	36	36
17	20	20	20	20	20	20	13	13	13	13	13
18	13	13	13	13	13	13	20	20	20	20	20
19	52	52	52	52	52	52	52	52	52	52	52
20	23	23	23	23	23	23	23	23	23	23	23

Final Result		
1	1 J. REA	Laps 10
2	19 A. BAUTISTA	2.103
3	22 A. LOWES	2.384
4	54 T. RAZGATLIOGLU	4.053
5	91 L. HASLAM	4.318
6	60 M. VAN DER MARK	5.423
7	66 T. SYKES	6.287
8	11 S. CORTESE	7.340
9	76 L. BAZ	7.462
10	7 C. DAVIES	8.507
11	21 M. RINALDI	12.834
12	81 J. TORRES	13.077
13	33 M. MELANDRI	13.674
14	28 M. REITERBERGER	14.425
15	50 E. LAVERTY	16.591
16	36 L. MERCADO	20.413
17	13 T. TAKAHASHI	27.226
18	20 S. BARRIER	29.744
19	52 A. DELBIANCO	30.032
20	23 R. KIYONARI	31.113

08/09/2019

These data/results cannot be reproduced, stored and/or transmitted in whole or in part by any manner of electronic, mechanical, photocopying, recording, broadcasting or otherwise now known or herein after developed without the previous express consent by the copyright owner, except for reproduction in daily press and regular printed publications on sale to the public within 60 days of the event related to those data/results and always provided that copyright symbol appears together as follows below.

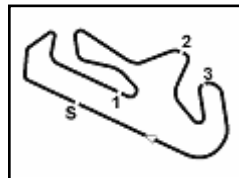
© DORNA WSBK ORGANIZATION Srl 2019

FCR PERUGIA TIMING


Official Tyre Supplier



Official Timekeeper



Portimao 4.592 m

Acerbis Portuguese Round, 6-8 September 2019

Lap Chart Tissot Superpole Race

Lap 1

1	1	J.Rea	1'42.818
2	66	T.Sykes	0.423
3	91	L.Haslam	0.769
4	22	A.Lowes	0.890
5	11	S.Cortese	1.391
6	33	M.Melandri	1.716
7	54	T.Razgatioglu	1.879
8	60	M.van der Mark	2.060
9	19	A.Bautista	2.624
10	7	C.Davies	3.232
11	81	J.Torres	3.349
12	76	L.Baz	3.534
13	28	M.Reiterberger	3.734
14	36	L.Mercado	4.102
15	21	M.Rinaldi	4.262
16	50	E.Laverty	4.448
17	20	S.Barrier	5.241
18	13	T.Takahashi	5.596
19	52	A.Delbianco	5.909
20	23	R.Kiyonari	6.128

Lap 2

1	1	J.Rea	3'24.090
2	66	T.Sykes	0.859
3	22	A.Lowes	1.062
4	91	L.Haslam	1.471
5	11	S.Cortese	2.047
6	54	T.Razgatioglu	2.391
7	19	A.Bautista	3.120
8	60	M.van der Mark	3.518
9	7	C.Davies	4.078
10	33	M.Melandri	4.172
11	76	L.Baz	4.684
12	81	J.Torres	5.161
13	28	M.Reiterberger	5.231
14	21	M.Rinaldi	5.734
15	36	L.Mercado	6.648
16	50	E.Laverty	6.703
17	20	S.Barrier	7.661
18	13	T.Takahashi	8.437
19	52	A.Delbianco	8.921
20	23	R.Kiyonari	9.294

Lap 3

1	1	J.Rea	5'05.598
2	66	T.Sykes	1.367
3	22	A.Lowes	1.410
4	91	L.Haslam	1.772
5	11	S.Cortese	2.581
6	54	T.Razgatioglu	3.076
7	19	A.Bautista	3.088
8	60	M.van der Mark	4.210
9	7	C.Davies	4.834
10	33	M.Melandri	4.934
11	76	L.Baz	5.204
12	81	J.Torres	6.005
13	21	M.Rinaldi	7.184
14	28	M.Reiterberger	7.337
15	36	L.Mercado	8.549
16	50	E.Laverty	9.017
17	20	S.Barrier	10.310
18	13	T.Takahashi	10.654
19	52	A.Delbianco	11.316
20	23	R.Kiyonari	12.459

Lap 4

1	1	J.Rea	6'47.305
2	22	A.Lowes	1.674
3	66	T.Sykes	2.301
4	91	L.Haslam	2.457
5	11	S.Cortese	2.934
6	19	A.Bautista	3.049
7	54	T.Razgatioglu	3.405

8	60	M.van der Mark	4.661
9	7	C.Davies	5.391
10	76	L.Baz	5.791
11	33	M.Melandri	6.989
12	81	J.Torres	7.160
13	21	M.Rinaldi	9.178
14	28	M.Reiterberger	9.361
15	50	E.Laverty	10.623
16	36	L.Mercado	10.952
17	20	S.Barrier	13.023
18	13	T.Takahashi	13.023
19	52	A.Delbianco	13.405
20	23	R.Kiyonari	15.134

Lap 5

1	1	J.Rea	8'29.302
2	22	A.Lowes	1.728
3	66	T.Sykes	2.766
4	91	L.Haslam	2.938
5	19	A.Bautista	2.955
6	54	T.Razgatioglu	3.399
7	11	S.Cortese	3.898
8	60	M.van der Mark	4.874
9	7	C.Davies	5.757
10	76	L.Baz	5.868
11	33	M.Melandri	8.265
12	81	J.Torres	8.332
13	21	M.Rinaldi	9.930
14	28	M.Reiterberger	10.170
15	50	E.Laverty	11.727
16	36	L.Mercado	12.028
17	20	S.Barrier	16.091
18	13	T.Takahashi	16.157
19	52	A.Delbianco	16.248
20	23	R.Kiyonari	17.647

Lap 6

1	1	J.Rea	10'11.344
2	22	A.Lowes	1.982
3	19	A.Bautista	2.833
4	54	T.Razgatioglu	3.812
5	91	L.Haslam	3.984
6	66	T.Sykes	4.475
7	11	S.Cortese	4.604
8	60	M.van der Mark	5.024
9	7	C.Davies	5.945
10	76	L.Baz	6.075
11	33	M.Melandri	9.401
12	81	J.Torres	9.532
13	21	M.Rinaldi	10.687
14	28	M.Reiterberger	11.008
15	50	E.Laverty	12.868
16	36	L.Mercado	15.155
17	20	S.Barrier	18.980
18	13	T.Takahashi	19.146
19	52	A.Delbianco	19.197
20	23	R.Kiyonari	19.763

Lap 7

1	1	J.Rea	11'53.470
2	22	A.Lowes	2.174
3	19	A.Bautista	2.581
4	54	T.Razgatioglu	3.889
5	91	L.Haslam	4.014
6	66	T.Sykes	5.114
7	60	M.van der Mark	5.378
8	11	S.Cortese	5.752
9	7	C.Davies	6.169
10	76	L.Baz	6.313
11	33	M.Melandri	10.595
12	81	J.Torres	10.646
13	21	M.Rinaldi	11.273
14	28	M.Reiterberger	11.654
15	50	E.Laverty	13.869
16	36	L.Mercado	16.276

17	13	T.Takahashi	21.287
18	20	S.Barrier	21.951
19	52	A.Delbianco	22.033
20	23	R.Kiyonari	22.248

Lap 8

1	1	J.Rea	13'35.773
2	22	A.Lowes	1.944
3	19	A.Bautista	2.098
4	54	T.Razgatioglu	3.932
5	91	L.Haslam	4.337
6	66	T.Sykes	5.407
7	60	M.van der Mark	5.473
8	11	S.Cortese	6.007
9	76	L.Baz	6.810
10	7	C.Davies	7.451
11	81	J.Torres	11.451
12	21	M.Rinaldi	11.747
13	33	M.Melandri	12.124
14	28	M.Reiterberger	12.339
15	50	E.Laverty	14.719
16	36	L.Mercado	17.459
17	13	T.Takahashi	22.933
18	20	S.Barrier	24.740
19	52	A.Delbianco	24.914
20	23	R.Kiyonari	25.761

Lap 9

1	1	J.Rea	15'18.068
2	19	A.Bautista	2.415
3	22	A.Lowes	2.442
4	54	T.Razgatioglu	4.201
5	91	L.Haslam	4.656
6	60	M.van der Mark	5.409
7	66	T.Sykes	6.268
8	11	S.Cortese	6.787
9	76	L.Baz	7.175
10	7	C.Davies	8.185
11	81	J.Torres	12.295
12	21	M.Rinaldi	12.393
13	33	M.Melandri	12.731
14	28	M.Reiterberger	13.586
15	50	E.Laverty	15.568
16	36	L.Mercado	19.005
17	13	T.Takahashi	24.839
18	20	S.Barrier	27.128
19	52	A.Delbianco	27.250
20	23	R.Kiyonari	28.010

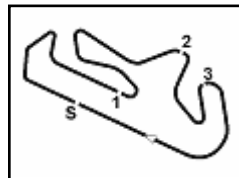
Lap 10

1	1	J.Rea	17'00.806
2	19	A.Bautista	2.103
3	22	A.Lowes	2.384
4	54	T.Razgatioglu	4.053
5	91	L.Haslam	4.318
6	60	M.van der Mark	5.423
7	66	T.Sykes	6.287
8	11	S.Cortese	7.340
9	76	L.Baz	7.462
10	7	C.Davies	8.507
11	21	M.Rinaldi	12.834
12	81	J.Torres	13.077
13	33	M.Melandri	13.674
14	28	M.Reiterberger	14.425
15	50	E.Laverty	16.591
16	36	L.Mercado	20.413
17	13	T.Takahashi	27.226
18	20	S.Barrier	29.744
19	52	A.Delbianco	30.032
20	23	R.Kiyonari	31.113

08/09/2019

These data/results cannot be reproduced, stored and/or transmitted in whole or in part by any manner of electronic, mechanical, photocopying, recording, broadcasting or otherwise now known or herein after developed without the previous express consent by the copyright owner, except for reproduction in daily press and regular printed publications on sale to the public within 60 days of the event related to those data/results and always provided that copyright symbol appears together as follows below.

© DORNA WSBK ORGANIZATION Srl 2019



Portimao 4.592 m

3 / 3

Acerbis Portuguese Round, 6-8 September 2019
Lap Chart Tissot Superpole Race
Race Pace Comparison

	1 Rea	19 Bau	22 Low	54 Raz	91 Has	60 vdM	66 Syk	11 Cor	76 Baz	7 Dav	21 Rin	81 Tor	33 Mel	28 Rei
1	1'42.818	1'45.442	1'43.708	1'44.697	1'43.587	1'44.878	1'43.241	1'44.209	1'46.352	1'46.050	1'47.080	1'46.167	1'44.534	1'46.552
2	1'41.272	1'41.768	1'41.444	1'41.784	1'41.974	1'42.730	1'41.708	1'41.928	1'42.422	1'42.118	1'42.744	1'43.084	1'43.728	1'42.769
3	1'41.508	1'41.476	1'41.856	1'42.193	1'41.809	1'42.200	1'42.016	1'42.042	1'42.028	1'42.264	1'42.958	1'42.352	1'42.270	1'43.614
4	1'41.707	1'41.668	1'41.971	1'42.036	1'42.392	1'42.158	1'42.641	1'42.060	1'42.294	1'42.264	1'43.701	1'42.862	1'43.762	1'43.731
5	1'41.997	1'41.903	1'42.051	1'41.991	1'42.478	1'42.210	1'42.462	1'42.961	1'42.074	1'42.363	1'42.749	1'43.169	1'43.273	1'42.806
6	1'42.042	1'41.920	1'42.296	1'42.455	1'43.088	1'42.192	1'43.751	1'42.748	1'42.249	1'42.230	1'42.799	1'43.242	1'43.178	1'42.880
7	1'42.126	1'41.874	1'42.318	1'42.203	1'42.156	1'42.480	1'42.765	1'43.274	1'42.364	1'42.350	1'42.712	1'43.240	1'43.320	1'42.772
8	1'42.303	1'41.820	1'42.073	1'42.346	1'42.626	1'42.398	1'42.596	1'42.558	1'42.800	1'43.585	1'42.777	1'43.108	1'43.832	1'42.988
9	1'42.295	1'42.612	1'42.793	1'42.564	1'42.614	1'42.231	1'43.156	1'43.075	1'42.660	1'43.029	1'42.941	1'43.139	1'42.902	1'43.542
10	1'42.738	1'42.426	1'42.680	1'42.590	1'42.400	1'42.752	1'42.757	1'43.291	1'43.025	1'43.060	1'43.179	1'43.520	1'43.681	1'43.577

	50 Lav	36 Mer	13 Tah	20 Bae	52 Del	23 Kiy
1	1'47.266	1'46.920	1'48.414	1'48.059	1'48.727	1'48.946
2	1'43.527	1'43.818	1'44.113	1'43.692	1'44.284	1'44.438
3	1'43.822	1'43.409	1'43.725	1'44.157	1'43.903	1'44.673
4	1'43.313	1'44.110	1'44.076	1'44.420	1'43.796	1'44.382
5	1'43.101	1'43.073	1'45.131	1'45.065	1'44.840	1'44.510
6	1'43.183	1'45.169	1'45.031	1'44.931	1'44.991	1'44.158
7	1'43.127	1'43.247	1'44.267	1'45.097	1'44.962	1'44.611
8	1'43.153	1'43.486	1'43.949	1'45.092	1'45.184	1'45.816
9	1'43.144	1'43.841	1'44.201	1'44.683	1'44.631	1'44.544
10	1'43.761	1'44.146	1'45.125	1'45.354	1'45.520	1'45.841

08/09/2019

These data/results cannot be reproduced, stored and/or transmitted in whole or in part by any manner of electronic, mechanical, photocopying, recording, broadcasting or otherwise now known or herein after developed without the previous express consent by the copyright owner, except for reproduction in daily press and regular printed publications on sale to the public within 60 days of the event related to those data/results and always provided that copyright symbol appears together as follows below.

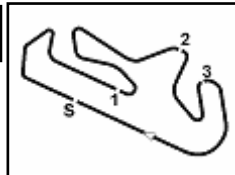
© DORNA WSBK ORGANIZATION Srl 2019

FIGR PERUGIA TIMING


Official Tyre Supplier



Official Timekeeper



Portimao 4.592 m

Acerbis Portuguese Round, 6-8 September 2019 Best Sectors & Speed Tissot Superpole Race

RESULTS

Pos	Rider	Motorcycle	Laps
1	1 J. REA	Kawasaki ZX-10RR	40
2	19 A. BAUTISTA	Ducati Panigale V4 R	2.103
3	22 A. LOWES	Yamaha YZF R1	2.384
4	54 T. RAZGATLIOGLU	Kawasaki ZX-10RR	4.053
5	91 L. HASLAM	Kawasaki ZX-10RR	4.318
6	60 M. VAN DER MARK	Yamaha YZF R1	5.423
7	66 T. SYKES	BMW S1000 RR	6.287
8	11 S. CORTESE	Yamaha YZF R1	7.340
9	76 L. BAZ	Yamaha YZF R1	7.462
10	7 C. DAVIES	Ducati Panigale V4 R	8.507
11	21 M. RINALDI	Ducati Panigale V4 R	12.834
12	81 J. TORRES	Kawasaki ZX-10RR	13.077
13	33 M. MELANDRI	Yamaha YZF R1	13.674
14	28 M. REITERBERGER	BMW S1000 RR	14.425
15	50 E. LAVERTY	Ducati Panigale V4 R	16.591
16	36 L. MERCADO	Kawasaki ZX-10RR	20.413
17	13 T. TAKAHASHI	Honda CBR1000RR	27.226
18	20 S. BARRIER	Ducati Panigale V4 R	29.744
19	52 A. DELBIANCO	Honda CBR1000RR	30.032
20	23 R. KIYONARI	Honda CBR1000RR	31.113

SPEED

Pos	Rider	Motorcycle	Speed
1	19 A. BAUTISTA	Ducati Panigale V4 R	311,4
2	1 J. REA	Kawasaki ZX-10RR	311,4
3	54 T. RAZGATLIOGLU	Kawasaki ZX-10RR	310,5
4	22 A. LOWES	Yamaha YZF R1	308,7
5	36 L. MERCADO	Kawasaki ZX-10RR	308,7
6	7 C. DAVIES	Ducati Panigale V4 R	308,7
7	60 M. VAN DER MARK	Yamaha YZF R1	307,8
8	20 S. BARRIER	Ducati Panigale V4 R	305,2
9	33 M. MELANDRI	Yamaha YZF R1	304,4
10	76 L. BAZ	Yamaha YZF R1	304,4
11	66 T. SYKES	BMW S1000 RR	304,4
12	50 E. LAVERTY	Ducati Panigale V4 R	302,7
13	11 S. CORTESE	Yamaha YZF R1	302,7
14	91 L. HASLAM	Kawasaki ZX-10RR	302,7
15	28 M. REITERBERGER	BMW S1000 RR	301,0
16	52 A. DELBIANCO	Honda CBR1000RR	300,2
17	81 J. TORRES	Kawasaki ZX-10RR	296,9
18	21 M. RINALDI	Ducati Panigale V4 R	296,9
19	13 T. TAKAHASHI	Honda CBR1000RR	295,3
20	23 R. KIYONARI	Honda CBR1000RR	284,4

SEG. 1

Pos	Rider	Time
1	7 C. DAVIES	32.025
2	19 A. BAUTISTA	32.039
3	1 J. REA	32.087
4	66 T. SYKES	32.122
5	60 M. VAN DER MARK	32.134
6	11 S. CORTESE	32.149
7	54 T. RAZGATLIOGLU	32.150
8	22 A. LOWES	32.189
9	76 L. BAZ	32.249
10	91 L. HASLAM	32.352
11	21 M. RINALDI	32.396
12	50 E. LAVERTY	32.420
13	33 M. MELANDRI	32.427
14	81 J. TORRES	32.499
15	28 M. REITERBERGER	32.526
16	36 L. MERCADO	32.579
17	20 S. BARRIER	32.676
18	13 T. TAKAHASHI	32.765
19	52 A. DELBIANCO	32.800
20	23 R. KIYONARI	32.807

SEG. 2

Pos	Rider	Time
1	1 J. REA	30.162
2	22 A. LOWES	30.229
3	91 L. HASLAM	30.241
4	66 T. SYKES	30.268
5	76 L. BAZ	30.345
6	19 A. BAUTISTA	30.354
7	21 M. RINALDI	30.399
8	81 J. TORRES	30.414
9	54 T. RAZGATLIOGLU	30.435
10	11 S. CORTESE	30.444
11	33 M. MELANDRI	30.503
12	7 C. DAVIES	30.525
13	36 L. MERCADO	30.609
14	60 M. VAN DER MARK	30.612
15	28 M. REITERBERGER	30.689
16	50 E. LAVERTY	30.807
17	13 T. TAKAHASHI	31.006
18	23 R. KIYONARI	31.067
19	20 S. BARRIER	31.088
20	52 A. DELBIANCO	31.165

SEG. 3

Pos	Rider	Time
1	1 J. REA	20.042
2	11 S. CORTESE	20.157
3	76 L. BAZ	20.183
4	60 M. VAN DER MARK	20.183
5	91 L. HASLAM	20.196
6	54 T. RAZGATLIOGLU	20.211
7	81 J. TORRES	20.218
8	19 A. BAUTISTA	20.219
9	22 A. LOWES	20.255
10	66 T. SYKES	20.292
11	33 M. MELANDRI	20.293
12	7 C. DAVIES	20.299
13	28 M. REITERBERGER	20.303
14	36 L. MERCADO	20.319
15	21 M. RINALDI	20.339
16	20 S. BARRIER	20.382
17	50 E. LAVERTY	20.387
18	52 A. DELBIANCO	20.448
19	13 T. TAKAHASHI	20.516
20	23 R. KIYONARI	20.624

SEG. 4

Pos	Rider	Time
1	60 M. VAN DER MARK	18.693
2	11 S. CORTESE	18.718
3	19 A. BAUTISTA	18.736
4	22 A. LOWES	18.766
5	54 T. RAZGATLIOGLU	18.785
6	33 M. MELANDRI	18.788
7	91 L. HASLAM	18.860
8	66 T. SYKES	18.898
9	28 M. REITERBERGER	18.919
10	76 L. BAZ	18.922
11	1 J. REA	18.945
12	21 M. RINALDI	18.971
13	81 J. TORRES	18.976
14	50 E. LAVERTY	19.032
15	23 R. KIYONARI	19.050
16	36 L. MERCADO	19.063
17	7 C. DAVIES	19.074
18	13 T. TAKAHASHI	19.127
19	52 A. DELBIANCO	19.167
20	20 S. BARRIER	19.234

08/09/2019

These data/results cannot be reproduced, stored and/or transmitted in whole or in part by any manner of electronic, mechanical, photocopying, recording, broadcasting or otherwise now known or herein after developed without the previous express consent by the copyright owner, except for reproduction in daily press and regular printed publications on sale to the public within 60 days of the event related to those data/results and always provided that copyright symbol appears together as follows below.

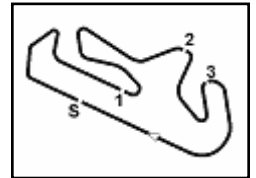
© DORNA WSBK ORGANIZATION Srl 2019

FICR PERUGIA TIMING


Official Tyre Supplier



Official Timekeeper



Acerbis Portuguese Round, 6-8 September 2019

Chronological Analysis Tissot Superpole Race

Portimao 4.592 m

Start at 11:00'43.254

1 / 3

1° 1 J. REA (1'41.272)							
Lap	Seg.1	Seg.2	Seg.3	Seg.4	Lap Time	km/h	Local Time
1		30.162	20.160	19.049	1'42.818	174,2	11:02'26.072
2	32.091	30.194	20.042	18.945	1'41.272	311,4	11:04'07.344
3	32.087	30.280	20.140	19.001	1'41.508	306,1	11:05'48.852
4	32.126	30.348	20.229	19.004	1'41.707	304,4	11:07'30.559
5	32.145	30.495	20.322	19.035	1'41.997	308,7	11:09'12.556
6	32.256	30.463	20.274	19.049	1'42.042	306,1	11:10'54.598
7	32.230	30.490	20.274	19.132	1'42.126	307,8	11:12'36.724
8	32.323	30.484	20.417	19.079	1'42.303	308,7	11:14'19.027
9	32.300	30.545	20.298	19.152	1'42.295	308,7	11:16'01.322
10	32.372	30.729	20.447	19.190	1'42.738	310,5	11:17'44.060
Race Time 17'00.806							

2° 19 A. BAUTISTA (1'41.476)							
Lap	Seg.1	Seg.2	Seg.3	Seg.4	Lap Time	km/h	Local Time
1		31.135	20.380	18.736	1'45.442	186,8	11:02'28.696
2	32.274	30.538	20.219	18.737	1'41.768	293,7	11:04'10.464
3	32.047	30.378	20.295	18.756	1'41.476	295,3	11:05'51.940
4	32.039	30.493	20.351	18.785	1'41.668	296,1	11:07'33.608
5	32.110	30.466	20.509	18.818	1'41.903	299,3	11:09'15.511
6	32.109	30.552	20.430	18.829	1'41.920	296,1	11:10'57.431
7	32.098	30.432	20.417	18.927	1'41.874	299,3	11:12'39.305
8	32.217	30.354	20.396	18.853	1'41.820	291,3	11:14'21.125
9	32.659	30.657	20.432	18.864	1'42.612	305,2	11:16'03.737
10	32.224	30.638	20.484	19.080	1'42.426	311,4	11:17'46.163
Race Time 17'02.909							

3° 22 A. LOWES (1'41.444)							
Lap	Seg.1	Seg.2	Seg.3	Seg.4	Lap Time	km/h	Local Time
1		30.315	20.255	18.766	1'43.708	178,8	11:02'26.962
2	32.189	30.229	20.259	18.767	1'41.444	302,7	11:04'08.406
3	32.295	30.411	20.266	18.884	1'41.856	295,3	11:05'50.262
4	32.294	30.424	20.296	18.957	1'41.971	308,7	11:07'32.233
5	32.299	30.416	20.377	18.959	1'42.051	305,2	11:09'14.284
6	32.245	30.542	20.569	18.940	1'42.296	306,1	11:10'56.580
7	32.327	30.478	20.494	19.019	1'42.318	305,2	11:12'38.898
8	32.245	30.534	20.312	18.982	1'42.073	304,4	11:14'20.971
9	32.681	30.615	20.312	19.185	1'42.793	301,8	11:16'03.764
10	32.638	30.576	20.446	19.020	1'42.680	295,3	11:17'46.444
Race Time 17'03.190							

4° 54 T. RAZGATLIOGLU (1'41.784)							
Lap	Seg.1	Seg.2	Seg.3	Seg.4	Lap Time	km/h	Local Time
1		30.555	20.301	18.785	1'44.697	194,9	11:02'27.951
2	32.159	30.493	20.211	18.921	1'41.784	308,7	11:04'09.735
3	32.150	30.643	20.359	19.041	1'42.193	298,5	11:05'51.928
4	32.232	30.633	20.245	18.926	1'42.036	296,9	11:07'33.964
5	32.264	30.435	20.309	18.983	1'41.991	296,9	11:09'15.955
6	32.294	30.841	20.252	19.068	1'42.455	300,2	11:10'58.410
7	32.207	30.539	20.292	19.165	1'42.203	310,5	11:12'40.613
8	32.282	30.587	20.316	19.161	1'42.346	308,7	11:14'22.959
9	32.324	30.616	20.353	19.271	1'42.564	308,7	11:16'05.523
10	32.323	30.648	20.292	19.327	1'42.590	309,6	11:17'48.113
Race Time 17'04.859							

5° 91 L. HASLAM (1'41.809)							
Lap	Seg.1	Seg.2	Seg.3	Seg.4	Lap Time	km/h	Local Time
1		30.241	20.352	18.929	1'43.587	180,3	11:02'26.841
2	32.646	30.272	20.196	18.860	1'41.974	296,9	11:04'08.815
3	32.363	30.342	20.215	18.889	1'41.809	294,5	11:05'50.624
4	32.464	30.536	20.477	18.915	1'42.392	295,3	11:07'33.016
5	32.444	30.522	20.503	19.009	1'42.478	292,9	11:09'15.494
6	32.628	31.114	20.449	18.897	1'43.088	292,1	11:10'58.582
7	32.360	30.380	20.425	18.991	1'42.156	292,1	11:12'40.738
8	32.434	30.814	20.347	19.031	1'42.626	302,7	11:14'23.364

9	32.428	30.740	20.398	19.048	1'42.614	294,5	11:16'05.978
10	32.352	30.445	20.449	19.154	1'42.400	295,3	11:17'48.378
Race Time 17'05.124							

6° 60 M. VAN DER MARK (1'42.158)							
Lap	Seg.1	Seg.2	Seg.3	Seg.4	Lap Time	km/h	Local Time
1		30.909	20.275	18.693	1'44.878	186,5	11:02'28.132
2	32.649	30.908	20.342	18.831	1'42.730	298,5	11:04'10.862
3	32.383	30.717	20.183	18.917	1'42.200	298,5	11:05'53.062
4	32.303	30.670	20.272	18.913	1'42.158	303,5	11:07'35.220
5	32.273	30.612	20.381	18.944	1'42.210	305,2	11:09'17.430
6	32.211	30.746	20.389	18.846	1'42.192	307,8	11:10'59.622
7	32.292	30.811	20.426	18.951	1'42.480	299,3	11:12'42.102
8	32.374	30.770	20.402	18.852	1'42.398	295,3	11:14'24.500
9	32.134	30.816	20.320	18.961	1'42.231	307,0	11:16'06.731
10	32.365	30.760	20.488	19.139	1'42.752	307,0	11:17'49.483
Race Time 17'06.229							

7° 66 T. SYKES (1'41.708)							
Lap	Seg.1	Seg.2	Seg.3	Seg.4	Lap Time	km/h	Local Time
1		30.338	20.292	18.898	1'43.241	171,2	11:02'26.495
2	32.169	30.268	20.313	18.958	1'41.708	301,0	11:04'08.203
3	32.122	30.476	20.355	19.063	1'42.016	304,4	11:05'50.219
4	32.690	30.492	20.415	19.044	1'42.641	288,2	11:07'32.860
5	32.339	30.551	20.459	19.113	1'42.462	293,7	11:09'15.322
6	32.781	31.304	20.655	19.011	1'43.751	295,3	11:10'59.073
7	32.461	30.740	20.429	19.135	1'42.765	291,3	11:12'41.838
8	32.413	30.666	20.447	19.070	1'42.596	296,9	11:14'24.434
9	32.567	30.804	20.665	19.120	1'43.156	287,4	11:16'07.590
10	32.360	30.672	20.515	19.210	1'42.757	301,0	11:17'50.347
Race Time 17'07.093							

8° 11 S. CORTESE (1'41.928)							
Lap	Seg.1	Seg.2	Seg.3	Seg.4	Lap Time	km/h	Local Time
1		30.695	20.323	18.718	1'44.209	181,2	11:02'27.463
2	32.513	30.444	20.157	18.814	1'41.928	301,8	11:04'09.391
3	32.386	30.615	20.256	18.785	1'42.042	296,1	11:05'51.433
4	32.149	30.641	20.435	18.835	1'42.060	302,7	11:07'33.493
5	32.757	30.797	20.510	18.897	1'42.961	282,9	11:09'16.454
6	32.369	30.847	20.615	18.917	1'42.748	298,5	11:10'59.202
7	32.715	31.085	20.485	18.989	1'43.274	289,0	11:12'42.476
8	32.458	30.763	20.473	18.864	1'42.558	292,9	11:14'25.034
9	32.548	30.830	20.591	19.106	1'43.075	289,7	11:16'08.109
10	32.560	30.790	20.805	19.136	1'43.291	295,3	11:17'51.400
Race Time 17'08.146							

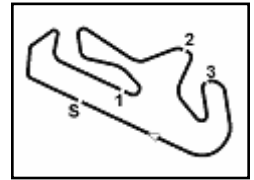
9° 76 L. BAZ (1'42.028)							
Lap	Seg.1	Seg.2	Seg.3	Seg.4	Lap Time	km/h	Local Time
1		31.002	20.472	18.943	1'46.352	190,1	11:02'29.606
2	32.598	30.708	20.183	18.933	1'42.422	294,5	11:04'12.028
3	32.273	30.500	20.333	18.922	1'42.028	304,4	11:05'54.056
4	32.502	30.425	20.381	18.986	1'42.294	299,3	11:07'36.350
5	32.272	30.345	20.443	19.014	1'42.074	300,2	11:09'18.424
6	32.249	30.516	20.439	19.045	1'42.249	299,3	11:11'00.673
7	32.292	30.504	20.557	19.011	1'42.364	302,7	11:12'43.037
8	32.469	30.933	20.390	19.008	1'42.800	296,9	11:14'25.837
9	32.346	30.561	20.675	19.078	1'42.660	301,0	11:16'08.497
10	32.487	30.694	20.439	19.405	1'43.025	304,4	11:17'51.522
Race Time 17'08.268							

10° 7 C. DAVIES (1'42.118)							
Lap	Seg.1	Seg.2	Seg.3	Seg.4	Lap Time	km/h	Local Time
1		30.908	20.723	19.135	1'46.050	194,5	11:02'29.304
2	32.053	30.663	20.328	19.074	1'42.118	305,2	11:04'11.422
3	32.158	30.609	20.299	19.198	1'42.264	303,5	11:05'53.686
4	32.068	30.554	20.419	19.223	1'42.264	306,1	11:07'35.950
5	32.120	30.589	20.424	19.230	1'42.363	302,7	11:09'18.313

08/09/2019 P = Pits In/Out - C = Lap Time Cancelled

These data/results cannot be reproduced, stored and/or transmitted in whole or in part by any manner of electronic, mechanical, photocopying, recording, broadcasting or otherwise now known or herein after developed without the previous express consent by the copyright owner, except for reproduction in daily press and regular printed publications on sale to the public within 60 days of the event related to those data/results and always provided that copyright symbol appears together as follows below.

© DORNA WSBK ORGANIZATION Srl 2019



Acerbis Portuguese Round, 6-8 September 2019

Chronological Analysis Tissot Superpole Race

Portimao 4.592 m

Start at 11:00'43.254

2 / 3

Lap	Seg.1	Seg.2	Seg.3	Seg.4	Lap Time	km/h	Local Time									
6	32.025	30.661	20.387	19.157	1'42.230	308,7	11:11'00.543	3	33.294	30.937	20.387	19.204	1'43.822	302,7	11:05'57.869	
7	32.151	30.525	20.560	19.114	1'42.350	302,7	11:12'42.893	4	32.635	30.937	20.501	19.240	1'43.313	291,3	11:07'41.182	
8	32.654	31.133	20.598	19.200	1'43.585	294,5	11:14'26.478	5	32.436	30.807	20.538	19.320	1'43.101	298,5	11:09'24.283	
9	32.249	30.914	20.587	19.279	1'43.029	303,5	11:16'09.507	6	32.465	30.918	20.616	19.184	1'43.183	298,5	11:11'07.466	
10	32.191	30.851	20.579	19.439	1'43.060	302,7	11:17'52.567	7	32.475	30.850	20.503	19.299	1'43.127	299,3	11:12'50.593	
								Race Time 17'09.313	8	32.689	30.860	20.502	19.102	1'43.153	301,0	11:14'33.746
									9	32.420	30.880	20.569	19.275	1'43.144	302,7	11:16'16.890
									10	32.630	31.044	20.643	19.444	1'43.761	301,8	11:18'00.651
									Race Time 17'17.397							

11° 21 M. RINALDI (1'42.712)							
Lap	Seg.1	Seg.2	Seg.3	Seg.4	Lap Time	km/h	Local Time
1		31.419	20.959	19.022	1'47.080	193,8	11:02'30.334
2	32.486	30.738	20.549	18.971	1'42.744	288,2	11:04'13.078
3	32.701	30.845	20.339	19.073	1'42.958	292,1	11:05'56.036
4	32.524	30.399	21.737	19.041	1'43.701	292,9	11:07'39.737
5	32.448	30.734	20.451	19.116	1'42.749	296,9	11:09'22.486
6	32.396	30.711	20.652	19.040	1'42.799	292,1	11:11'05.285
7	32.452	30.644	20.526	19.090	1'42.712	289,0	11:12'47.997
8	32.430	30.739	20.566	19.042	1'42.777	293,7	11:14'30.774
9	32.705	30.769	20.486	18.981	1'42.941	288,2	11:16'13.715
10	32.479	30.822	20.640	19.238	1'43.179	295,3	11:17'56.894
Race Time 17'13.640							

16° 36 L. MERCADO (1'43.073)							
Lap	Seg.1	Seg.2	Seg.3	Seg.4	Lap Time	km/h	Local Time
1		31.477	20.633	19.063	1'46.920	199,6	11:02'30.174
2	33.030	31.166	20.480	19.142	1'43.818	285,9	11:04'13.992
3	33.122	30.758	20.319	19.210	1'43.409	280,0	11:05'57.401
4	33.548	30.900	20.461	19.201	1'44.110	308,7	11:07'41.511
5	32.579	30.710	20.533	19.251	1'43.073	295,3	11:09'24.584
6	32.592	30.609	22.577	19.391	1'45.169	291,3	11:11'09.753
7	32.665	30.732	20.505	19.345	1'43.247	296,9	11:12'53.000
8	32.843	30.771	20.574	19.298	1'43.486	292,9	11:14'36.486
9	32.769	31.007	20.639	19.426	1'43.841	296,9	11:16'20.327
10	33.013	30.964	20.723	19.446	1'44.146	296,1	11:18'04.473
Race Time 17'21.219							

12° 81 J. TORRES (1'42.352)							
Lap	Seg.1	Seg.2	Seg.3	Seg.4	Lap Time	km/h	Local Time
1		31.046	20.775	18.976	1'46.167	180,3	11:02'29.421
2	32.616	31.099	20.275	19.094	1'43.084	292,9	11:04'12.505
3	32.624	30.414	20.218	19.096	1'42.352	294,5	11:05'54.857
4	32.499	30.707	20.476	19.180	1'42.862	292,1	11:07'37.719
5	32.658	30.859	20.565	19.087	1'43.169	296,9	11:09'20.888
6	32.764	30.853	20.497	19.128	1'43.242	285,9	11:11'04.130
7	32.504	31.046	20.543	19.147	1'43.240	296,9	11:12'47.370
8	32.627	30.765	20.417	19.299	1'43.108	296,9	11:14'30.478
9	32.705	30.759	20.408	19.267	1'43.139	295,3	11:16'13.617
10	32.835	30.801	20.547	19.337	1'43.520	289,0	11:17'57.137
Race Time 17'13.883							

17° 13 T. TAKAHASHI (1'43.725)							
Lap	Seg.1	Seg.2	Seg.3	Seg.4	Lap Time	km/h	Local Time
1		31.494	20.998	19.163	1'48.414	198,8	11:02'31.668
2	33.312	31.065	20.609	19.127	1'44.113	294,5	11:04'15.781
3	32.916	31.120	20.516	19.173	1'43.725	292,9	11:05'59.506
4	32.765	31.006	20.810	19.495	1'44.076	285,9	11:07'43.582
5	33.363	31.449	20.847	19.472	1'45.131	292,1	11:09'28.713
6	33.612	31.286	20.931	19.202	1'45.031	279,3	11:11'13.744
7	33.047	31.199	20.597	19.424	1'44.267	292,1	11:12'58.011
8	32.883	31.249	20.572	19.245	1'43.949	295,3	11:14'41.960
9	32.908	31.214	20.650	19.429	1'44.201	293,7	11:16'26.161
10	33.289	31.447	20.879	19.510	1'45.125	293,7	11:18'11.286
Race Time 17'28.032							

13° 33 M. MELANDRI (1'42.270)							
Lap	Seg.1	Seg.2	Seg.3	Seg.4	Lap Time	km/h	Local Time
1		30.688	20.321	18.788	1'44.534	188,1	11:02'27.788
2	32.769	30.503	21.416	19.040	1'43.728	294,5	11:04'11.516
3	32.427	30.605	20.293	18.945	1'42.270	287,4	11:05'53.786
4	33.064	30.976	20.612	19.110	1'43.762	292,1	11:07'37.548
5	32.601	30.878	20.636	19.158	1'43.273	301,8	11:09'20.821
6	32.554	30.954	20.497	19.173	1'43.178	297,7	11:11'03.999
7	32.438	31.047	20.546	19.289	1'43.320	299,3	11:12'47.319
8	33.112	31.018	20.613	19.089	1'43.832	304,4	11:14'31.151
9	32.630	30.778	20.425	19.069	1'42.902	297,7	11:16'14.053
10	32.733	31.094	20.638	19.216	1'43.681	294,5	11:17'57.734
Race Time 17'14.480							

18° 20 S. BARRIER (1'43.692)							
Lap	Seg.1	Seg.2	Seg.3	Seg.4	Lap Time	km/h	Local Time
1		31.404	20.665	19.234	1'48.059	202,9	11:02'31.313
2	32.907	31.109	20.382	19.294	1'43.692	301,8	11:04'15.005
3	33.014	31.088	20.736	19.319	1'44.157	305,2	11:05'59.162
4	32.676	31.272	20.657	19.815	1'44.420	300,2	11:07'43.582
5	33.177	31.508	20.834	19.546	1'45.065	292,9	11:09'28.647
6	33.178	31.328	20.922	19.503	1'44.931	296,1	11:11'13.578
7	32.993	31.377	21.149	19.578	1'45.097	300,2	11:12'58.675
8	33.010	31.621	20.883	19.578	1'45.092	293,7	11:14'43.767
9	33.033	31.257	20.918	19.475	1'44.683	296,9	11:16'28.450
10	33.288	31.424	21.046	19.596	1'45.354	292,9	11:18'13.804
Race Time 17'30.550							

14° 28 M. REITERBERGER (1'42.769)							
Lap	Seg.1	Seg.2	Seg.3	Seg.4	Lap Time	km/h	Local Time
1		31.094	20.944	18.919	1'46.552	188,1	11:02'29.806
2	32.668	30.821	20.344	18.936	1'42.769	282,9	11:04'12.575
3	33.176	31.053	20.303	19.082	1'43.614	300,2	11:05'56.189
4	32.672	30.929	20.996	19.134	1'43.731	281,5	11:07'39.920
5	32.570	30.689	20.494	19.053	1'42.806	282,9	11:09'22.726
6	32.706	30.709	20.427	19.038	1'42.880	285,9	11:11'05.606
7	32.526	30.709	20.399	19.138	1'42.772	292,9	11:12'48.378
8	32.586	30.829	20.516	19.057	1'42.988	290,5	11:14'31.366
9	32.685	30.707	21.033	19.117	1'43.542	290,5	11:16'14.908
10	32.677	30.750	20.584	19.566	1'43.577	301,0	11:17'58.485
Race Time 17'15.231							

19° 52 A. DELBIANCO (1'43.796)							
Lap	Seg.1	Seg.2	Seg.3	Seg.4	Lap Time	km/h	Local Time
1		31.601	20.876	19.216	1'48.727	198,8	11:02'31.981
2	33.392	31.277	20.448	19.167	1'44.284	296,9	11:04'16.265
3	32.874	31.283	20.526	19.220	1'43.903	296,1	11:06'00.168
4	32.800	31.224	20.520	19.252	1'43.796	300,2	11:07'43.964
5	33.247	31.405	20.932	19.256	1'44.840	286,7	11:09'28.804
6	33.309	31.334	20.925	19.423	1'44.991	292,9	11:11'13.795
7	33.277	31.300	20.963	19.422	1'44.962	289,7	11:12'58.757
8	33.266	31.408	21.053	19.457	1'45.184	290,5	11:14'43.941
9	33.216	31.165	20.893	19.357	1'44.631	291,3	11:16'28.572
10	33.423	31.344	21.110	19.643	1'45.520	287,4	11:18'14.092
Race Time 17'30.838							

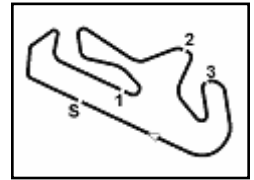
15° 50 E. LAVERTY (1'43.101)							
Lap	Seg.1	Seg.2	Seg.3	Seg.4	Lap Time	km/h	Local Time
1		31.299	20.689	19.078	1'47.266	196,7	11:02'30.520
2	32.730	31.296	20.469	19.032	1'43.527	279,3	11:04'14.047

08/09/2019

P = Pits In/Out - C = Lap Time Cancelled

These data/results cannot be reproduced, stored and/or transmitted in whole or in part by any manner of electronic, mechanical, photocopying, recording, broadcasting or otherwise now known or herein after developed without the previous express consent by the copyright owner, except for reproduction in daily press and regular printed publications on sale to the public within 60 days of the event related to those data/results and always provided that copyright symbol appears together as follows below.

© DORNA WSBK ORGANIZATION Srl 2019



Portimao 4.592 m

3 / 3
Acerbis Portuguese Round, 6-8 September 2019
Chronological Analysis Tissot Superpole Race

Start at 11:00'43.254

20°							
23 R. KIYONARI (1'44.158)							
Lap	Seg.1	Seg.2	Seg.3	Seg.4	Lap Time	km/h	Local Time
1		31.686	20.852	19.050	1'48.946	202,2	11:02'32.200
2	33.523	31.194	20.624	19.097	1'44.438	274,3	11:04'16.638
3	33.497	31.296	20.625	19.255	1'44.673	270,2	11:06'01.311
4	32.807	31.477	20.815	19.283	1'44.382	283,7	11:07'45.693
5	33.080	31.275	20.867	19.288	1'44.510	280,7	11:09'30.203
6	33.029	31.067	20.752	19.310	1'44.158	284,4	11:11'14.361
7	33.113	31.395	20.834	19.269	1'44.611	281,5	11:12'58.972
8	33.652	32.051	20.720	19.393	1'45.816	276,4	11:14'44.788
9	32.836	31.425	20.953	19.330	1'44.544	280,7	11:16'29.332
10	33.209	31.386	20.886	20.360	1'45.841	284,4	11:18'15.173

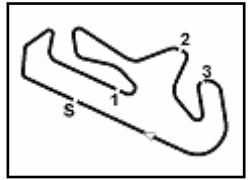
Race Time 17'31.919

08/09/2019 P = Pits In/Out - C = Lap Time Cancelled

These data/results cannot be reproduced, stored and/or transmitted in whole or in part by any manner of electronic, mechanical, photocopying, recording, broadcasting or otherwise now known or herein after developed without the previous express consent by the copyright owner, except for reproduction in daily press and regular printed publications on sale to the public within 60 days of the event related to those data/results and always provided that copyright symbol appears together as follows below.

© DORNA WSBK ORGANIZATION Srl 2019

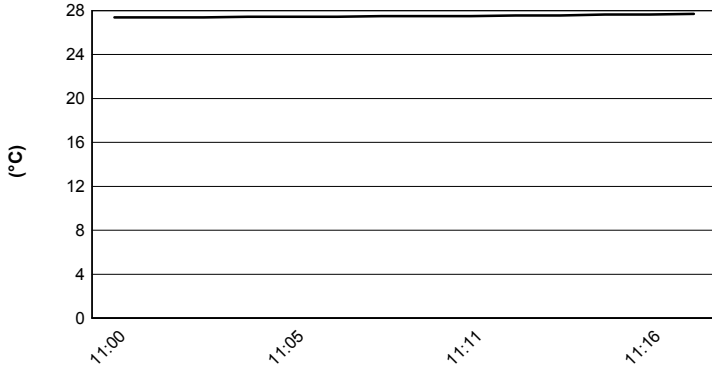




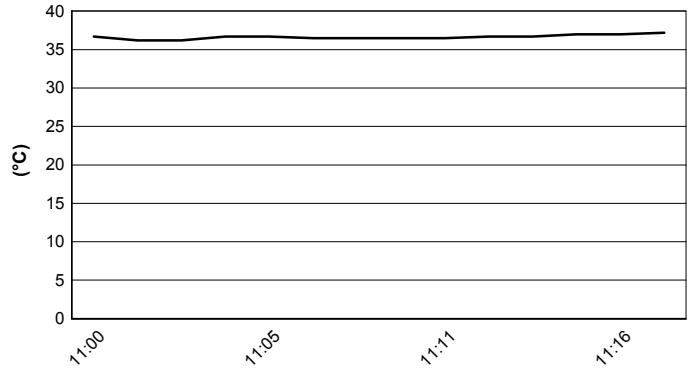
Portimao 4.592 m

Acerbis Portuguese Round, 6-8 September 2019
Weather Report Tissot Superpole Race
 Session started 11:01 - Session ended 11:18


Air Temperature



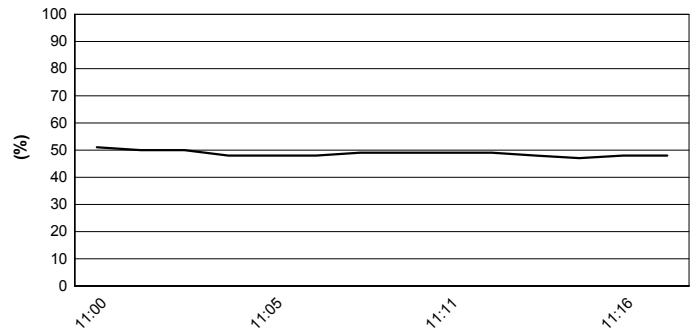
Track Temperature



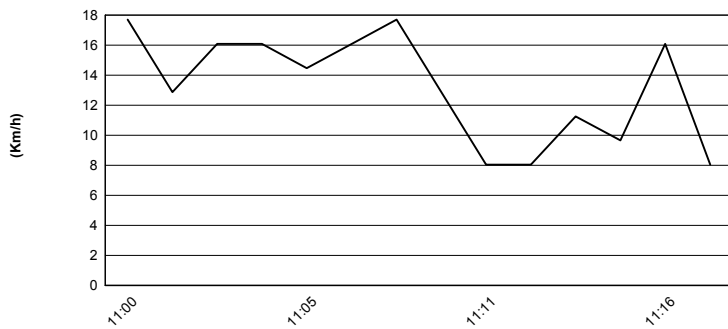
Air Pressure



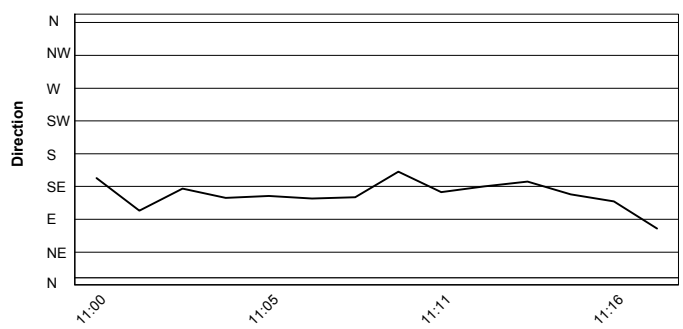
Humidity



Wind Speed



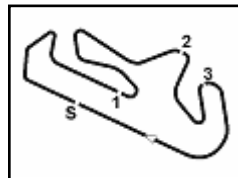
Wind Direction



08/09/2019

These data/results cannot be reproduced, stored and/or transmitted in whole or in part by any manner of electronic, mechanical, photocopying, recording, broadcasting or otherwise now known or herein after developed without the previous express consent by the copyright owner, except for reproduction in daily press and regular printed publications on sale to the public within 60 days of the event related to those data/results and always provided that copyright symbol appears together as follows below.

© DORNA WSBK ORGANIZATION Srl 2019



Portimao 4.592 m

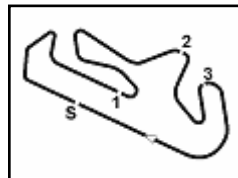
Acerbis Portuguese Round, 6-8 September 2019 Championship Standings

1 / 3

Points	Points From First	Points From Previous	February 24		March 17		April 7		April 14		May 12		June 9		June 23		July 7		July 14		September 8		September 24		October 13		October 26	
			PHILLIP ISLAND	BURIRAM	ARAGON	ASSEN	IMOLA	JEREZ	MISANO	DONINGTON PARK	LAGUNA SECA	PORTIMAO	MAGNY COURS	SAN JUAN	LOSAIL													
1	REA Jonathan (GBR)	470	20	20	20	20	20	20	16	25	13	20	25	25	25	25	25	20	25									
2	BAUTISTA Alvaro (ESP)	374	96	25	25	25	25	25	25	20	25	16	2	16	2	16	13	9										
3	LOWES Alex (GBR)	236	234	138	13	11	16	16	13	11	13	13	9	5	2	13	11	13	11	13	9	7						
4	VAN DER MARK Michael (NED)	235	235	1	11	13	13	13	6	10	8	16	20	13	20	25	9	8	8	9	16	4						
5	HASLAM Leon (GBR)	218	252	17	1	16	11	11	7	13	11	8	11	11	7	11	16	16	11	10	11	5						
6	RAZGATLIOGLU Toprak (TUR)	207	263	11	10	6	7	8	7	7	16	3	3	11	16	20	3	20	16	16	10	6						
7	DAVIES Chaz (GBR)	204	266	3	6	9	1	16	16	9	11	9	9	11	9	11	9	6	7	20	25	20						
8	SYKES Tom (GBR)	176	294	28	9	3	7	11	4	5	6	9	2	10	9	20	10	20	9	13	11	3						
9	MELANDRI Marco (ITA)	145	325	31	16	10	10	10	4	5	4	2	10	16	7	10	2	6	7	7	7							
10	CORTESE Sandro (GER)	110	360	35	8	8	9	9	9	6	3	5	8	10	1	9	1	3	2	2	8	2						
11	RINALDI Michael Ruben (ITA)	103	367	7	7	8	8	3	7	1	8	6	13	11	3	11	4	4	6	6	6							
12	TORRES Jordi (ESP)	101	369	2	5	2	5	6	6	9	2	8	6	5	1	8	4	6	10	8	5							
13	BAZ Lons (FRA)	77	393	24										4	7	13	4	13	10	8	9	1						
14	REITERBERGER Markus (GER)	64	406	13	3	4	2	5	1	10	10	6	5	4	1	5			1	3	4							
15	MERCADO Leandro (ARG)	50	420	14	2	5	4							3	5	6	10	2	4	5	2							
16	LAVERTY Eugene (IRL)	41	429	9	4	7		1	10	2	3								5	4								
17	CAMIER Leon (GBR)	26	444	15	6	3	5	3	5	4																		
18	ZANETTI Lorenzo (ITA)	21	449	5									7			7	7											
19	DELBIANCO Alessandro (ITA)	21	449	0			3						1	1	5	7	1	3										
20	KIYONARI Ryuichi (JPN)	20	450	1	1	4	2	2	1	2						2	5		1									
21	HICKMAN Peter (GBR)	14	456	6													9	5										
22	BRIDEWELL Thomas (GBR)	12	458	2								4	2	6														
23	TAKAHASHI Yuki (JPN)	11	459	1											3	8												
24	PIRRO Michele (ITA)	10	460	1																								
25	CAVALIERI Samuele (ITA)	6	464	4												3	3											
26	BARBERA Hector (ESP)	3	467	3							3																	

08/09/2019 First Line: Race 1 & 2 - Second Line: Tissot Superpole Race
These data/results cannot be reproduced, stored and/or transmitted in whole or in part by any manner of electronic, mechanical, photocopying, recording, broadcasting or otherwise now known or herein after developed without the previous express consent by the copyright owner, except for reproduction in daily press and regular printed publications on sale to the public within 60 days of the event related to those data/results and always provided that copyright symbol appears together as follows below.
© DORNA WSBK ORGANIZATION Srl 2019





Portimao 4.592 m

Acerbis Portuguese Round, 6-8 September 2019
Championship Standings

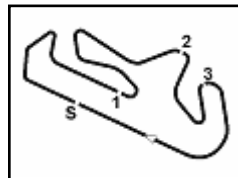
	Points	Points From First	Points From Previous	February 24 PHILLIP ISLAND	March 17 BURIRAM	April 7 ARAGON	April 14 ASSEN	May 12 IMOLA	June 9 JEREZ	June 23 MISANO	July 7 DONINGTON PARK	July 14 LAGUNA SECA	September 8 PORTIMAO	September 24 MAGNY COURS	October 13 SAN JUAN	October 26 LOSAIL	
27 TAKAHASHI Takumi (JPN)	1	469	2										1				

08/09/2019 First Line: Race 1 & 2 - Second Line: Tissot Superpole Race

These data/results cannot be reproduced, stored and/or transmitted in whole or in part by any manner of electronic, mechanical, photocopying, recording, broadcasting or otherwise now known or herein after developed without the previous express consent by the copyright owner, except for reproduction in daily press and regular printed publications on sale to the public within 60 days of the event related to those data/results and always provided that copyright symbol appears together as follows below.

© DORNA WSBK ORGANIZATION Srl 2019





Portimao 4.592 m

Acerbis Portuguese Round, 6-8 September 2019 Championship Standings

3 / 3

Points	Points From First	Points From Previous	Independent Riders														
			February 24 PHILLIP ISLAND	March 17 BURIRAM	April 7 ARAGON	April 14 ASSEN	May 12 IMOLA	June 9 JEREZ	June 23 MISANO	July 7 DONINGTON PARK	July 14 LAGUNA SECA	September 8 PORTIMAO	September 24 MAGNY COURS	October 13 SAN JUAN	October 26 LOSAIL		
1	RAZGATLIOGLU Toprak (TUR)	207	10	6 7 1	8	7 7	16 3	11 16 3	20 6	3 20 9	16 16 6	10 6					
2	MELANDRI Marco (ITA)	145 62	16 10 4	10 10 4	4 5	4 2	10	16 7	10 4	2 6	7 7	7					
3	CORTESE Sandro (GER)	110 97 35	8 8 3	9 9 3	9 6 1	3 5		8 10 1	9 1	3	2 2	8 2					
4	RINALDI Michael Ruben (ITA)	103 104 7	7 2	8 8	3 7	1	8	6 13	11 3	4 4	6 6	6					
5	TORRES Jordi (ESP)	101 106 2	5 2	5 6	6 9 2	8 6	5 1	8 2	4 6	1	10 8 2	5					
6	BAZ Loris (FRA)	77 130 24						4 7	13 4	13 10 5	8 9 3	1					
7	MERCADO Leandro (ARG)	50 157 27	2 5	4				3 5	6 1	10 2	4 5 1	2					
8	LAVERTY Eugene (IRL)	41 166 9	4 7 1		1 10 4	2 3					5 4						
9	ZANETTI Lorenzo (ITA)	21 186 20					7		7 7								
10	DELBIANCO Alessandro (ITA)	21 186 0		3			1	1	5	7 1	3						
11	BRIDEWELL Thomas (GBR)	12 195 9					4	2 6									
12	PIRRO Michele (ITA)	10 197 2							8 2								
13	CAVALIERI Samuele (ITA)	6 201 4							3 3								
14	BARBERA Hector (ESP)	3 204 3					3										

08/09/2019 First Line: Race 1 & 2 - Second Line: Tissot Superpole Race

These data/results cannot be reproduced, stored and/or transmitted in whole or in part by any manner of electronic, mechanical, photocopying, recording, broadcasting or otherwise now known or herein after developed without the previous express consent by the copyright owner, except for reproduction in daily press and regular printed publications on sale to the public within 60 days of the event related to those data/results and always provided that copyright symbol appears together as follows below.

© DORNA WSBK ORGANIZATION Srl 2019

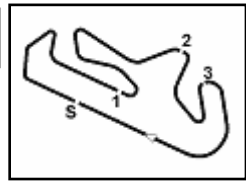
FICR PERUGIA TIMING



Official Tyre Supplier



Official Timekeeper



Portimao 4.592 m

Acerbis Portuguese Round, 6-8 September 2019
Manufacturers Standings

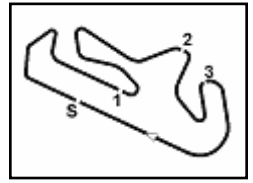
	Points	Points From First	Points From Previous	February 24	March 17	April 7	April 14	May 12	June 9	June 23	July 7	July 14	September 8	September 24	October 13	October 26		
				PHILLIP ISLAND	BURIRAM	ARAGON	ASSEN	IMOLA	JEREZ	MISANO	DONINGTON PARK	LAGUNA SECA	PORTIMAO	MAGNY COURS	SAN JUAN	LOSAIL		
1 KAWASAKI	472			20 20 9	20 20 9	20 20 9	20 16	25 12	13 20 6	25 25 7	25 25 12	25 20 12	25 12					
2 DUCATI	465	7		25 25 12	25 25 12	25 25 12	25 25	20 9	25 13 12	16 11 12	6 16 6	20 25 9	20 9					
3 YAMAHA	331	141	134	16 13 6	16 16 7	13 11 7	16 20	13 6	20 25 9	13 13 9	13 13 5	11 13 4	16 7					
4 BMW	194	278	137	9 4	7 5	11 4 5	10 10	6 2	10 9 5	20 10	20 9	13 11 7	4 3					
5 HONDA	57	415	137	6	3 4	5 3	5 4	2	1 3	8	7 1	3 1	1					

08/09/2019 First Line: Race 1 & 2 - Second Line: Tissot Superpole Race

These data/results cannot be reproduced, stored and/or transmitted in whole or in part by any manner of electronic, mechanical, photocopying, recording, broadcasting or otherwise now known or herein after developed without the previous express consent by the copyright owner, except for reproduction in daily press and regular printed publications on sale to the public within 60 days of the event related to those data/results and always provided that copyright symbol appears together as follows below.

© DORNA WSBK ORGANIZATION Srl 2019






Portimao 4.592 m

Acerbis Portuguese Round, 6-8 September 2019

Starting Grid - Race 2

20 Laps x 4,592 km = 91,840 km



1	1 REA J. Kawasaki	2	19 BAUTISTA A. Ducati	3	22 LOWES A. Yamaha	
2	4	54 RAZGATLIOGLU T. Kawasaki	5	91 HASLAM L. Kawasaki	6	60 VAN DER MARK M. Yamaha
3	7	66 SYKES T. BMW	8	11 CORTESE S. Yamaha	9	76 BAZ L. Yamaha
4	10	81 TORRES J. Kawasaki	11	33 MELANDRI M. Yamaha	12	28 REITERBERGER M. BMW
5	13	21 RINALDI M. Ducati	14	7 DAVIES C. Ducati	15	50 LAVERTY E. Ducati
6	16	36 MERCADO L. Kawasaki	17	13 TAKAHASHI T. Honda	18	23 KIYONARI R. Honda
7	19	52 DELBIANCO A. Honda	20	20 BARRIER S. Ducati		

08/09/2019 The Race Director

These data/results cannot be reproduced, stored and/or transmitted in whole or in part by any manner of electronic, mechanical, photocopying, recording, broadcasting or otherwise now known or herein after developed without the previous express consent by the copyright owner, except for reproduction in daily press and regular printed publications on sale to the public within 60 days of the event related to those data/results and always provided that copyright symbol appears together as follows below.

© DORNA WSBK ORGANIZATION Srl 2019

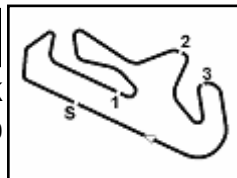
FKR PERUGIA TIMING



Official Tyre Supplier



Official Timekeeper



Portimao 4.592 m

Acerbis Portuguese Round, 6-8 September 2019 Tissot Superpole Award

	Points	Points From First	Points From Previous	February 24	March 17	April 7	April 14	May 12	June 9	June 23	July 7	July 14	September 8	September 24	October 13	October 26				
				PHILLIP ISLAND	BURIRAM	ARAGON	ASSEN	IMOLA	JEREZ	MISANO	DONINGTON PARK	LAGUNA SECA	PORTIMAO	MAGNY COURS	SAN JUAN	LOSAIL				
1 REA Jonathan (GBR)	175			12 9	9 9	9	2	9 12	12 6	12 5	9 12	12 12	12 12							
2 BAUTISTA Alvaro (ESP)	161	14		7 12	12 12	12 12	12	7 7	9 12	5 12	4 6	7	4 9							
3 HASLAM Leon (GBR)	99	76	62	9 7	5 5	3	5	6 4	5 4	4 7	7 7	5 5	6 5							
4 LOWES Alex (GBR)	99	76	0	5 6	7 7	6 7	6	5 5	6	6 9	2 4	2 4	5 7							
5 SYKES Tom (GBR)	85	90	14	6	4	7 5	4	4 2	4 5	7	12	6 7	9 3							
6 DAVIES Chaz (GBR)	57	118	28		1 2	2 6	3	12 9		1	3	9 9								
7 VAN DER MARK Michael (NED)	49	126	8	3 5	6		9	2 6	3 9		2		4							
8 CORTESE Sandro (GER)	46	129	3	4 3	6 3	9 1			1 1	9			7 2							
9 RAZGATLIOGLU Toprak (TUR)	41	134	5		1		1	3	3	6	3 9	3 6	6							
10 MELANDRI Marco (ITA)	33	142	8	1 4	3 4				7 7	4	1		2							
11 TORRES Jordi (ESP)	19	156	14			1 2		1 1	2 2		1	4 2	3							
12 BAZ Loris (FRA)	15	160	4								5 5	1 3	1							
13 RINALDI Michael Ruben (ITA)	15	160	0	2 2		5				3 3										
14 REITERBERGER Markus (GER)	14	161	1			3	7	3					1							
15 LAVERTY Eugene (IRL)	11	164	3	1	2	4 4														
16 HICKMAN Peter (GBR)	6	169	5								6									
17 PIRRO Michele (ITA)	4	171	2							2 2										
18 MERCADO Leandro (ARG)	2	173	2							1		1								

08/09/2019 Odd points columns: Tissot Superpole Even points columns: Tissot Superpole Race

These data/results cannot be reproduced, stored and/or transmitted in whole or in part by any manner of electronic, mechanical, photocopying, recording, broadcasting or otherwise now known or herein after developed without the previous express consent by the copyright owner, except for reproduction in daily press and regular printed publications on sale to the public within 60 days of the event related to those data/results and always provided that copyright symbol appears together as follows below.

© DORNA WSBK ORGANIZATION Srl 2019